



the Record Book



THE YEAR IN REVIEW: 1982-83 STATISTICS

1982-83 RESULTS

Won: 14 Lost: 14
 Home: 8-5; Away: 4-7; Neutral: 2-2

FSU		OPP	ATTD	Leading Scorer	Leading Rebounder
92	St. Leo (H)	54	2,572	Wiggins 23	Meadows 10
68	Auburn (A)	78	4,925	William 18	Wiggins 10
81	Florida A&M (H)	79	4,587	Martello 21	Martello 12
*77	South Florida (N)	90	3,333	Meadows 17	Johnson 9
*81	Jacksonville (N)	66	6,128	Meadows 15	Meadows 9
63	Florida (H)	84	2,989	William 19	Johnson 5
74	Pittsburgh (H)	75	2,242	Martello 27	Martello 13
†85	San Diego State (A)	89	5,661	Wiggins 36	Wiggins, Martello ... 9
†92	Tulsa (N)	80	7,565	Martello 23	Martello 8
74	New Mexico (A)	71	14,254	Wiggins 27	Wiggins 7
61	Jacksonville (A)	60	4,521	Martello 18	Martello 7
69	Louisville (H)	96	6,080	William 14	Wiggins 11
94	Southern Miss (H)	82	3,589	Wiggins, Johnson . 23	Wiggins 10
69	Virginia Tech (A)	70	10,000	Wiggins 32	Wiggins 7
86	Cincinnati (H)	78	2,743	William 24	Wiggins 7
71	Southern Miss (A)	65	4,821	Wiggins 26	Wiggins 9
90	So. Carolina (A) (OT)	85	11,137	Wiggins 27	Wiggins, Arnold ... 8
48	Cincinnati (A)	63	3,444	Arnold 12	Wiggins 7
63	Louisville (A)	89	15,238	Wiggins 20	Johnson 8
83	Jacksonville (H)	74	2,674	Wiggins 24	Wiggins 11
79	Tulane (H) (2 OT)	80	2,072	Martello 26	Wiggins 8
82	Virginia Tech (H)	78	2,524	Wiggins 26	Wiggins 15
79	New Mexico (H)	77	2,061	Wiggins 29	Wiggins 7
74	Memphis State (H)	72	3,371	Wiggins 37	Wiggins 9
76	South Carolina (H)	79	3,358	Wiggins 31	Myrick, Johnson ... 7
67	Memphis State (A)	94	10,869	Johnson 20	Wiggins 10
66	Tulane (A)	71	5,000	Arnold 18	Wiggins 7
**74	Memphis State (N)	84	6,136	Wiggins, Johnson . 18	Wiggins 7

*Florida Four (3rd)
 †Cabrillo Classic (3rd)
 **Metro Conference Championships

INDIVIDUAL SEASON STATISTICS

Name	G-GS	FGM-FGA	PCT.	FTM-FTA	PCT.	REB-HI	AVG.	AST	PF-DQ	MIN	PTS-HI	AVG.
M. Wiggins, G	24-24	216-410	.527	112-147	.762	196-15	8.2	39	82-5	873	544-37	22.7
V. Martello, C	22-22	122-244	.500	63-82	.768	120-13	5.4	35	68-5	664	307-27	13.9
T. William, G	28-27	158-340	.465	50-70	.714	48-5	1.7	156	62-1	970	366-24	13.1
M. Johnson, F	28-15	93-173	.538	53-82	.646	122-8	4.4	25	78-2	746	239-23	8.5
G. Arnold, F	27-16	72-140	.514	57-74	.770	70-8	2.6	25	59-3	551	201-20	7.4
M. Myrick, G	28-7	56-119	.471	36-53	.679	76-9	2.7	24	56-4	495	148-18	5.3
D. Speights, F	22-6	23-69	.333	35-51	.686	55-8	2.5	5	33-1	292	81-9	3.7
B. Miles, C	26-7	24-60	.400	19-24	.792	61-8	2.3	14	56-3	420	67-14	2.6
R. Phillip, F	27-10	25-63	.397	18-32	.563	59-6	2.2	7	67-2	296	68-8	2.6
R. Watson, G	22-1	8-29	.276	11-12	.916	12-6	0.5	17	17-0	176	27-6	1.2
S. Wilkes, G	10-0	2-7	.286	0-1	.000	4-1	0.4	2	6-0	16	4-2	0.4
Others	8-5	27-62	.435	16-25	.640	35-10	4.4	4	18-1	174	70-17	8.8
						Team	100					
						D'Ball	92					
FSU Totals	28	826-1716	.481	470-653	.719	958-53	34.2	353	602-27	5675	2122-94	75.8
						Team	88					
						D'Ball	78					
OPP Totals	28	845-1665	.507	473-656	.721	954-43	34.1	374	597-27	5675	2163-96	77.3

Blocked Shots: (FSU 43, OPP 73) Myrick 9, Speights 8, Martello 6, William 5, Miles 4, Wiggins 3, Arnold 3, Johnson 3, Others 2
Steals: (FSU 237, OPP 182) William 75, Wiggins 50, Myrick 31, Martello 20, Arnold 19, Johnson 11, Miles 8, Phillip 8, Watson 5, Others 5, Speights 4, Wilkes 1
Turnovers: (FSU 448, OPP 481) William 102, Wiggins 60, Martello 54, Johnson 54, Arnold 38, Phillip 33, Myrick 32, Miles 28, Speights 20, Watson 13, Wilkes 7, Others 7

INDIVIDUAL STATISTICS—GAME-BY-GAME

Opponent	ARND	JOHN	MART	MIL	MYRK	PHIL	SPE	WAT	WIGG	WILK	WILL
St. Leo	0/0	9/3	7/4	6/1	5/2	2/5	2/4	5/0	23/9	0/0	18/1
Auburn	DNP	8/3	4/2	5/6	4/2	2/2	6/5	0/0	17/10	DNP	18/3
Florida A&M	0/0	4/1	21/12	4/8	2/1	2/1	8/7	0/0	20/9	DNP	20/0
South Florida	9/1	5/7	8/3	4/2	10/2	2/1	6/4	0/0	INJ	0/0	16/1
Jacksonville	10/5	12/7	2/1	6/6	9/2	3/5	9/1	6/6	INJ	0/0	9/1
Florida	1/1	6/5	9/3	6/2	6/4	0/2	4/4	2/0	INJ	INJ	19/2
Pittsburgh	0/1	18/7	27/13	2/1	0/0	7/4	6/8	0/0	INJ	INJ	13/1
San Diego State	0/0	4/5	20/9	0/1	6/0	4/5	1/0	2/0	36/9	DNP	12/3
Tulsa	0/0	5/5	23/8	14/4	12/3	8/2	6/4	2/0	15/7	0/1	11/5
New Mexico	0/0	2/3	16/5	2/1	8/6	0/1	5/2	2/1	27/7	DNP	12/4
Jacksonville	3/3	4/3	18/7	2/0	4/7	4/2	3/3	0/1	12/3	DNP	13/2
Louisville	2/1	11/5	8/8	0/1	6/5	6/6	0/0	0/0	12/11	2/0	14/0
Southern Miss	7/1	23/7	20/5	0/4	2/0	3/5	DNP	DNP	23/10	DNP	16/1
Virginia Tech	7/5	6/3	8/2	2/2	2/0	4/1	DNP	DNP	32/7	DNP	8/2
Cincinnati	10/4	0/2	16/3	0/4	0/1	6/2	9/3	DNP	21/7	DNP	24/3
Southern Miss	4/1	10/1	12/7	0/3	0/0	0/0	3/2	0/0	26/9	DNP	16/3
South Carolina	20/8	9/6	18/3	6/4	0/0	0/0	0/0	4/0	27/8	DNP	6/1
Cincinnati	12/4	10/6	8/3	2/1	2/2	2/3	0/0	0/4	10/7	2/1	0/0
Louisville	14/4	12/8	8/7	2/4	0/0	0/1	DNP	2/0	20/4	0/0	5/2
Jacksonville	13/3	17/7	15/8	2/3	0/0	0/0	6/0	DNP	24/11	DNP	6/1
Tulane	9/3	9/3	26/0	0/0	0/0	DNP	DNP	DNP	25/8	DNP	10/1
Virginia Tech	6/2	8/1	13/7	DNP	18/4	1/1	0/0	DNP	26/15	DNP	10/0
New Mexico	12/1	0/2	INJ	0/0	11/4	0/1	4/4	0/0	29/7	0/1	23/0
Memphis State	4/0	4/2	INJ	0/0	9/6	4/5	0/0	0/0	37/9	DNP	16/5
South Carolina	14/8	3/5	INJ	4/1	12/9	0/0	DNP	0/0	31/8	DNP	12/1
Memphis State	8/3	20/7	INJ	0/1	6/7	5/3	3/4	2/0	17/4	0/1	6/1
Tulane	18/5	2/3	INJ	0/1	10/7	3/1	0/0	0/0	16/10	0/0	17/2
Memphis State	18/6	18/5	INJ	DNP	4/2	0/0	DNP	0/0	18/7	DNP	16/2

METRO CONFERENCE

Won: 5 Lost: 8
 Home: 4-2; Away: 1-5; Neutral: 0-1

Name	G-GS	FGM-FGA	PCT.	FTM-FTA	PCT.	REB-HI	AVG.	AST	PF-DQ	MIN	PTS-HI	AVG.
M. Wiggins, G	13-13	108-233	.464	67-85	.788	108-15	8.3	23	42-2	491	283-37	21.8
V. Martello, C	9-9	46-99	.465	27-28	.964	42-8	4.2	12	25-2	302	119-26	13.2
T. William, G	13-12	65-152	.427	28-37	.757	22-5	1.7	85	29-0	466	158-24	12.2
M. Johnson, F	13-6	55-98	.561	23-34	.676	53-8	4.1	7	32-1	391	133-23	10.2
G. Arnold, F	13-12	48-95	.505	23-28	.808	39-5	3.0	11	35-3	317	119-18	9.2
M. Myrick, G	13-4	24-54	.444	11-17	.647	34-7	2.6	10	25-1	243	59-18	4.5
R. Phillip, F	12-3	11-24	.458	12-19	.632	28-6	2.3	2	30-0	127	34-6	2.8
D. Speights, F	8-1	4-16	.250	7-11	.636	9-4	1.1	3	8-0	70	15-9	1.9
S. Wilkes, G	5-0	2-4	.500	0-0	.000	2-1	0.4	1	5-0	10	4-2	0.8
R. Watson, G	8-1	2-10	.200	0-0	.000	4-4	0.5	5	7-0	68	4-2	0.5
B. Miles, C	11-4	3-17	.176	0-1	.000	21-4	1.9	8	21-0	148	6-2	0.5
Others	1-0	2-4	.500	4-6	.667	3-3	3.0	2	4-0	17	8-8	8.0
Team D'Ball						42						
FSU Totals	13	370-806	.459	202-266	.759	407-44	31.3	169	263-9	2650	942-94	72.5
Team D'Ball						33						
OPP Totals	13	404-754	.536	214-282	.740	435-42	33.5	190	261-9	2650	1022-96	78.6
Team D'Ball						34						
Team D'Ball						40						

Blocked Shots: (FSU 18, OPP 47) Speights 4, Myrick 4, Wiggins 2, Martello 2, Johnson 2, Arnold 2, William 1, Miles 1
Steals: (FSU 123, OPP 89) William 34, Wiggins 27, Myrick 20, Martello 14, Arnold 11, Johnson 6, Phillip 4, Watson 2, Miles 2, Speights 1, Wilkes 1, Others 1
Turnovers: (FSU 202, OPP 248) William 45, Wiggins 33, Johnson 32, Arnold 24, Martello 22, Myrick 14, Phillip 12, Miles 9, Wilkes 5, Watson 3, Speights 2, Others 1


TEAM AND OPPONENT HIGHS

	FSU High	FSU Low	Opponent High	Opponent Low
Field Goals	39 vs. St. Leo	21 vs. Cincinnati (2)	41—Memphis State (2)	19—Cincinnati (2)
Field Goal Attempts	72 vs. San Diego State Jacksonville (2)	46 vs. Virginia Tech (1)	78—Tulsa	45—Cincinnati (2)
Field Goal Percentage	54.9 vs. St. Leo	32.8 vs. Cincinnati (2)	64.7—Florida	37.2—Tulsa
Free Throws	30 vs. Tulsa	6 vs. Cincinnati (2)	31—San Diego State	7—Pittsburgh
Free Throw Attempts	39 vs. Jacksonville (3)	6 vs. Cincinnati (2)	47—San Diego State	12—Southern Miss (1)
Free Throw Percentage	89.4 vs. Jacksonville (2)	52.2 vs. Auburn	93.3—Memphis State (1)	46.7—Pittsburgh
Rebounds	53 vs. Jacksonville (1)	19 vs. Tulane (1)	43—Auburn Memphis State (2)	22—Virginia Tech (1)
Team Fouls	32 vs. San Diego State	14 vs. Southern Miss (1)	33—Jacksonville (1)	14—Cincinnati (2)
Assists	24 vs. Jacksonville (3)	3 vs. South Florida	20—Auburn Louisville (2)	4—Jacksonville (1)
Turnovers	26 vs. Jacksonville (3)	4 vs. New Mexico (2) Memphis State (3)	28—Virginia Tech (2)	9—Jacksonville (2) Pittsburgh
Blocked Shots	4 vs. St. Leo	0 vs. Four Teams	9—Louisville (2)	0—Five Teams
Steals	17 vs. Memphis State (1)	3 vs. Tulsa	15—Southern Miss (2)	0—Memphis State (3)

INDIVIDUAL SEASON HIGHS


	Florida State	Opponent
Field Goals	17—Mitchell Wiggins vs. San Diego State	15—Charlie Bradley, South Florida Paul Thompson, Tulane (1)
Field Goal Attempts	26—Mitchell Wiggins vs. Memphis State (1)	27—Charlie Bradley, South Florida
Free Throws	14—Mitchell Wiggins vs. Virginia Tech (1)	16—Michael Cage, San Diego State
Free Throw Attempts	15—Mitchell Wiggins vs. Virginia Tech (1)	24—Michael Cage, San Diego State
Points	37—Mitchell Wiggins vs. Memphis State (1)	42—Charlie Bradley, South Florida
Rebounds	15—Mitchell Wiggins vs. Virginia Tech (2)	14—Michael Cage, San Diego State Rodney McCray, Louisville (2)
Assists	*16—Tony William vs. Jacksonville (3)	10—Paul Daniels, Auburn
Blocked Shots	2—David Speights vs. Cincinnati (1)	6—Leonard Allen, San Diego State
Steals	9—Tony William vs. Memphis State (1)	6—Vernon Delancy, Florida

*Ties School Record



Mitchell Wiggins Goes in First Round

Mitchell Wiggins, two times an honorable-mention All-American at Florida State, was selected in the first round of the NBA draft last June and signed a contract with the Chicago Bulls. Wiggins led Florida State in scoring and rebounding in both 1982 and 1983 and was named first team all-conference both years. He finished his two-year career with the top scoring average (23.2) in the school's history. Wiggins and Dave Cowens (Boston Celtics, Milwaukee Bucs) are the two FSU players who have been first round picks in the NBA draft.



INDIVIDUAL RECORDS

SINGLE GAME RECORDS

Points

- 46, Ron King vs. Georgia Southern, 1970-71
- 43, Hugh Durham vs. Stetson, 1956-57
- 43, Dave Fedor vs. Miami, 1959-60
- 42, Murray Brown vs. Auburn, 1978-79
- 42, Jim Oler vs. Morningside, 1955-56
- 38, Ham Wernke vs. Tampa, 1952-53
- 38, Dave Fedor vs. Tampa, 1961-62
- 38, David Thompson vs. South Alabama, 1976-77
- 37, Dave Fedor vs. Rollins, 1959-60
- 37, Mitchell Wiggins vs. South Carolina, 1981-82
- 37, Mitchell Wiggins vs. Florida, 1981-82
- 37, Mitchell Wiggins vs. Memphis State, 1982-83
- 36, Hugh Durham vs. Georgia, 1958-59
- 36, Mitchell Wiggins vs. San Diego State, 1982-83
- 35, Ham Wernke vs. Montana State, 1954-55
- 35, Vernell Elzy vs. Biscayne, 1970-71
- 35, Reggie Royals vs. UC-Irvine, 1970-71
- 35, Benny Clyde vs. Oklahoma City, 1972-73
- 35, Larry Warren vs. South Alabama, 1973-74
- 35, Larry Warren vs. South Florida, 1973-74

Field Goals Made

- 21, Ron King vs. Georgia Southern, 1970-71
- 17, Ron King vs. Pan Am, 1970-71
- 17, Ron King vs. Miami, 1970-71
- 17, David Thompson vs. South Alabama, 1976-77
- 17, Mitchell Wiggins vs. San Diego State, 1982-83
- 16, Dave Fedor vs. Miami, 1959-60
- 16, Larry Warren vs. Marshall, 1974-75
- 16, Murray Brown vs. Auburn, 1978-79
- 15, Dave Fedor vs. Rollins, 1959-60
- 15, Ray Swain vs. Tampa, 1961-62
- 15, Reggie Royals vs. UC-Irvine, 1970-71
- 15, Mitchell Wiggins vs. Florida, 1981-82

Field Goals Attempted

- 37, Ham Wernke vs. Tampa, 1952-53
- 32, Rick Benson vs. Beloit, 1954-55
- 32, Ron King vs. Georgia Southern, 1970-71
- 31, Ian Morrison vs. Tampa, 1966-67
- 30, Burt Deckel vs. Furman, 1957-58
- 30, Don Bates vs. Stetson, 1958-59
- 29, Don Bates vs. Auburn, 1958-59
- 29, Ron King vs. Miami, 1970-71
- 28, Rick Benson vs. Georgia Teachers, 1954-55
- 28, Hugh Durham vs. Auburn, 1958-59
- 28, David Thompson vs. Jacksonville, 1976-77
- 28, David Thompson vs. UNC-Charlotte, 1976-77

Free Throws Made

- 22, Jim Oler vs. Robbins, 1954-55
- 22, Jim Oler vs. Morningside, 1955-56
- 16, Jim Oler vs. Montana State, 1954-55
- 15, Hugh Durham vs. Georgia, 1957-58
- 15, Hugh Durham vs. Stetson, 1956-57
- 14, Hugh Durham vs. Murray State, 1957-58
- 14, Hugh Durham vs. Kentucky, 1958-59
- 14, Elvis Rolle vs. Marquette, 1980-81
- 14, Mitchell Wiggins vs. Virginia Tech, 1982-83
- 13, Jim Oler vs. Spring Hill, 1954-55

Free Throws Attempted

- 30, Jim Oler vs. Morningside, 1955-56
- 29, Jim Oler vs. Rollins, 1954-55
- 29, Gary Schull vs. Memphis State, 1977-78
- 20, Hugh Durham vs. Georgia, 1957-58
- 19, Murray Brown vs. Tulane, 1978-79
- 18, Jim Oler vs. Stetson, 1954-55
- 18, Elvis Rolle vs. Marquette, 1980-81
- 17, Jim Oler vs. Montana State, 1954-55
- 17, Jim Oler vs. Miami, 1954-55

Rebounds

- 32, Rick Benson vs. Florida Southern, 1954-55
- 31, Dave Cowens vs. LSU, 1967-68
- 30, Dave Cowens vs. Citadel, 1967-68
- 28, Dave Fedor vs. Rollins, 1959-60
- 27, Gary Schull vs. Jacksonville, 1965-66
- 27, Dave Cowens vs. Stetson, 1968-69
- 26, Don Boltz vs. Stetson, 1958-59
- 26, Dave Cowens vs. Hawaii, 1968-69
- 25, Dave Cowens vs. Clemson, 1969-70
- 23, Don Boltz vs. Miami, 1958-59
- 23, Dave Cowens vs. Florida Southern, 1967-68
- 23, Lawrence McCray vs. Connecticut, 1972-73

Assists

- 16, Otto Petty vs. South Alabama, 1971-72
- 16, Tony William vs. Jacksonville, 1982-83
- 15, Otto Petty vs. Pan Am, 1970-71
- 15, Otto Petty vs. Samford, 1971-72
- 15, Carlton Byrd vs. Stetson, 1976-77
- 15, Tony Jackson vs. Ala.-Birmingham, 1979-80
- 14, Otto Petty vs. Biscayne, 1970-71
- 14, Otto Petty vs. Northwestern, 1972-73
- 14, Wayne Smalls vs. Cal. State-Bakersfield, 1974-75
- 13, Otto Petty vs. Seton Hall, 1972-73
- 13, Otto Petty vs. Stetson, 1972-73
- 13, Carlton Byrd vs. South Florida, 1973-74
- 12, Otto Petty vs. Arizona, 1970-71
- 12, Tony Jackson vs. Navy, 1977-78
- 12, Tony Jackson vs. Cleveland State, 1979-80

SINGLE SEASON RECORDS

Top Field Goal Shooters

Name	Year	FGM-FGA	Pct.
Murray Brown	1978-79	237-343	.691
Murray Brown	1979-80	230-356	.646
Harry Davis	1975-76	143-224	.638
William Williams	1969-70	185-291	.636
Jan Gies	1968-69	80-291	.620
Kris Anderson	1976-77	65-105	.619
Elvis Rolle	1979-80	197-322	.611
Kris Anderson	1980-81	108-182	.593
Kris Anderson	1978-79	105-179	.587
Greg Grady	1974-75	154-265	.581
Lawrence McCray	1972-73	170-293	.580
Harry Davis	1977-78	217-376	.577
Mitchell Wiggins	1981-82	223-388	.574
Ray Swain	1961-62	157-274	.573
Harry Davis	1976-77	176-310	.567
Elvis Rolle	1980-81	168-297	.565
Harry Davis	1974-75	104-185	.562
Jan Gies	1967-68	128-231	.554
Dale Rickets	1961-62	63-112	.553
Lawrence McCray	1971-72	166-300	.553

Scoring Average

Name	Year	Avg.
Jim Oler	1955-56	29.7
Mitchell Wiggins	1981-82	23.8
Ron King	1970-71	22.7
Mitchell Wiggins	1982-83	22.7
Hugh Durham	1958-59	21.9
Murray Brown	1978-79	21.7
Ham Wernke	1952-53	21.3
Jim Oler	1954-55	21.1
Dave Fedor	1959-60	21.1
Mickey Dillard	1979-80	20.4
Dave Fedor	1961-62	20.4
Dave Cowens	1967-68	20.3
Ham Wernke	1954-55	19.7
Hugh Durham	1956-57	19.6

Top Free Throw Shooters

Name	Year	FTM-FTA	Pct.
Ken Macklin	1969-70	51-57	.895
Jerry Shirley	1963-64	59-68	.868
Ron Harris	1969-70	46-54	.852
Ron Malmen	1964-65	58-69	.841
Randy Cable	1967-68	42-50	.840
Wayne Smalls	1976-77	26-31	.838
Jeff Hogan	1967-68	91-110	.827
Carlton Byrd	1976-77	96-116	.827
Jim Oler	1955-56	311-350	.818
Kris Anderson	1977-78	49-60	.816
Kris Anderson	1978-79	66-81	.815
Jerry Shirley	1964-65	57-70	.814
Eugene Harris	1973-74	43-59	.813
Pete Gonzalez	1963-64	59-73	.808

Top Rebounders

Name	Year	Rebounds	Avg.
Dave Cowens	1967-68	456	17.5
Rick Benson	1954-55	451	17.3
Dave Cowens	1969-70	447	17.2
Dave Cowens	1968-69	437	17.0
Dave Fedor	1959-60	400	16.0
Reggie Royals	1970-71	390	15.0
Dave Fedor	1960-61	336	14.0
Gary Schull	1965-66	317	12.7
Don Boltz	1957-58	303	12.1
Reggie Royals	1971-72	351	11.0

Assists

Name	Year	Assists
Otto Petty	1970-71	227
Tony Jackson	1979-80	213
Otto Petty	1972-73	202
Otto Petty	1971-72	173
Tony Jackson	1977-78	166
Carlton Byrd	1976-77	159
Tony Jackson	1978-79	158
Tony William	1982-83	156
Skip Young	1968-69	155
Skip Young	1969-70	127
Greg Samuel	1971-72	120
Tony William	1981-82	111
Wayne Smalls	1974-75	110
Otis Cole	1973-74	96
Carlton Byrd	1975-76	91
Carlton Byrd	1973-74	91
Mickey Dillard	1980-81	91
Bobby Parks	1980-81	91



CAREER RECORDS

Field Goals Made

Name	Years	Goals
Mickey Dillard	1976-81	640
Harry Davis	1974-78	640
Dave Fedor	1959-62	585
Dave Cowens	1967-70	582
Reggie Royals	1970-73	580
David Thompson	1975-78	571
Murray Brown	1976-80	566
Ron King	1970-73	542
Jim Oler	1952-56	529
Ham Wernke	1951-55	508
Lawrence McCray	1971-74	492
Larry Warren	1973-76	473
Hugh Durham	1956-59	470
Jeff Hogan	1966-69	466

Field Goals Attempted

Name	Years	Attempts
Ham Wernke	1951-55	1308
Jim Oler	1952-56	1303
Mickey Dillard	1976-81	1248
Hugh Durham	1956-59	1230
David Thompson	1975-78	1213
Reggie Royals	1970-73	1181
Dave Fedor	1959-62	1174
Ron King	1970-73	1170
Dave Cowens	1967-70	1122
Rick Benson	1951-55	1104
Harry Davis	1974-78	1095
Larry Warren	1973-76	1069
Dave Artmeier	1952-56	1050

Field Goal Percentages

Name	Years	FGM-FGA	Pct.
Murray Brown	1976-80	566-847	.668
Elvis Rolle	1979-81	365-619	.589
Kris Anderson	1976-81	371-633	.586
Harry Davis	1974-78	640-1095	.585
Jan Gies	1967-70	245-428	.572
Greg Grady	1972-75	300-532	.564
Willie Williams	1968-70	268-482	.556
Mitchell Wiggins	1981-83	439-798	.550
Lawrence McCray	1971-74	492-896	.549
Dave Cowens	1967-70	581-1122	.519
Mickey Dillard	1976-81	640-1248	.512
Ray Swain	1959-62	403-793	.508
Vernell Ellzy	1969-71	240-477	.503
Dave Fedor	1959-62	585-1174	.498

Free Throw Percentages

Name	Years	FTM-FTA	Pct.
Jerry Shirley	1962-65	161-198	.813
Jim Oler	1952-56	762-975	.782
Dave Fedor	1959-62	283-363	.780
Hugh Durham	1956-59	441-569	.777
Mickey Dillard	1976-81	448-583	.768
Randy Cable	1967-70	106-139	.763
Larry Warren	1973-76	162-212	.762
Mitchell Wiggins	1981-83	189-249	.759
Kris Anderson	1976-81	205-271	.756
Jim Liteky	1957-59	135-181	.751
Wayne Smalls	1973-77	101-135	.748
Jeff Hogan	1966-69	232-305	.748
Carlton Byrd	1973-77	186-249	.747
Jan Gies	1967-70	153-206	.743
Bobby Parks	1977-81	156-213	.732

Scoring Averages

Name	Years	Games/Points	Avg.
Mitchell Wiggins	1981-83	46-1067	23.2
Dave Fedor	1959-62	72-1453	20.2
Jim Oler	1952-56	91-1820	20.0
Ron King	1970-73	64-1252	19.6
Ham Wernke	1951-55	73-1409	19.3
Dave Cowens	1967-70	78-1479	19.0
Hugh Durham	1956-59	73-1381	18.9
Reggie Royals	1970-73	84-1402	16.7
Larry Warren	1972-75	51-840	16.5
Elvis Rolle	1979-81	59-923	15.6
David Thompson	1975-78	83-1289	15.5
Mickey Dillard	1976-81	115-1734	15.1
Gary Schull	1963-66	76-1122	14.8
Jeff Hogan	1966-69	79-1164	14.7
Larry Warren	1973-76	78-1108	14.2

Games Played

Name	Years	Games
Mickey Dillard	1976-80	115
Harry Davis	1974-78	108
Tony Jackson	1976-80	108
Eugene Harris	1973-78	107
Kris Anderson	1976-81	107
Murray Brown	1976-80	106
Carlton Byrd	1973-77	105
Wayne Smalls	1973-77	104
Greg Grady	1972-76	100
Bobby Parks	1977-81	97
Jim Oler	1952-56	91
Hank Mann	1975-79	86
Otis Cole	1971-74	84
Lawrence McCray	1971-74	84
Reggie Royals	1970-73	84
Ron Harris	1969-72	84
David Thompson	1975-78	83
Zach Perkins	1972-76	82
Otto Petty	1970-73	82
Jeff Hogan	1966-69	79

Assists

Name	Assists
Otto Petty	602
Tony Jackson	550
Carlton Byrd	401
Skip Young	320
Mickey Dillard	313
Bobby Parks	272
Wayne Smalls	270
Tony William	267
Eugene Harris	251
Otis Cole	214
Reggie Royals	202
Larry Warren	180
Harry Davis	172
Dave Cowens	150*
Greg Samuel	135
Ron King	128

*Junior and Senior years only

1,000 Point Club

Name	Years	Games	FG	FT	Pts.	Avg.
Jim Oler	1952-56	91	529	762	1820	20.0
Mickey Dillard	1976-81	115	640	448	1734	15.1
Harry Davis	1974-78	108	640	234	1514	14.0
Dave Cowens	1966-70	78	582	315	1479	19.0
Murray Brown	1976-80	106	566	338	1470	13.9
Dave Fedor	1959-62	72	585	283	1453	20.2
Ham Wernke	1951-55	73	508	393	1409	19.3
Reggie Royals	1970-73	84	580	242	1402	16.7
Ron King	1970-73	64	542	168	1352	19.6
David Thompson	1975-78	83	571	147	1289	15.5
Hugh Durham	1956-59	73	470	441	1281	18.9
Jeff Hogan	1966-69	79	466	232	1164	14.8

Gary Schull	1963-66	76	403	316	1122	14.3
Lawrence McCray	1972-74	84	492	127	1111	13.2
Larry Warren	1973-76	78	473	162	1108	14.2
Mitchell Wiggins	1981-83	46	439	189	1067	23.2
Wayne Smalls	1973-77	104	457	101	1015	9.8
Ray Swain	1959-62	72	403	194	1000	13.9

500 Point Club


(one season)

Name	Years	Pts
Jim Oler	1955-56	743
Mickey Dillard	1979-80	635
Murray Brown	1978-79	629
Ron King	1970-71	589
Murray Brown	1979-80	578
Ron King	1971-72	573
Jim Oler	1954-55	549
Harry Davis	1977-78	546
Mitchell Wiggins	1982-83	544
Dave Fedor	1959-60	527
Mitchell Wiggins	1981-82	523
Mickey Dillard	1980-81	515
Ham Wernke	1954-55	512
Hugh Durham	1956-57	509
Dave Cowens	1967-68	508
Dave Cowens	1968-69	508
Hugh Durham	1958-59	504
David Thompson	1976-77	500

500 Board Club

(one season)

Name	Years	Rebounds
Dave Cowens	1967-70	1340
Reggie Royals	1970-73	1006
Dave Fedor	1959-62	969
Greg Grady	1972-76	793
Gary Schull	1963-66	769
Lawrence McCray	1971-74	759
Harry Davis	1974-78	734
Kris Anderson	1976-81	714
Murray Brown	1976-80	638
David Thompson	1975-78	619
Don Boltz	1957-59	567
Willie Williams	1968-70	534
Ray Swain	1959-62	534
Rowland Garrett	1969-72	525
Jerry Shirley	1962-65	522



TEAM RECORDS

SINGLE GAME RECORDS

Most Points—Home

139, Baptist 72, 1976-77
134, Valdosta 65, 1971-72
125, South Dakota 65, 1970-71
122, Samford 79, 1970-71
122, Clemson 80, 1969-70
122, Miami 93, 1967-68

Most Points—Away

123, Tampa 92, 1961-62
121, Pepperdine 83, 1969-70
116, Tampa 95, 1960-61
112, Miami 96, 1969-70
111, Miami 84, 1968-69

Most Points—Neutral

130, LSU 100, 1967-68
117, Southern Mississippi 84, 1970-71
108, Furman 96, 1956-57
108, Tulane 97, 1969-70
107, W. Kentucky 87, 1973-74
101, Tulane 92, 1978-79
99, Texas A&M 79, 1973-74
97, Georgia 87, 1954-55

Most Points—Both Teams

230—FS 130, FSU 100, 1968-69
222—FS 108, Jacksonville 114, 1970-71
220—FS 114, Miami 106, 1970-71
215—FS 122, Miami 93, 1967-68
215—FS 123, Tampa 92, 1961-62
211—FS 116, Tampa 95, 1960-61
211—FS 139, Baptist 72, 1976-77
210—FS 100, E. Carolina 100, 1967-68

Winning Margin

69—FS 134, Valdosta 65, 1971-72
67—FS 139, Baptist 72, 1977-78
64—FS 121, Tampa 57, 1965-66
60—FS 125, South Dakota 64, 1970-71
58—FS 108, Georgia Tech 50, 1971-72

57—FS 110, Rollins 53, 1961-62
57—FS 109, PB Atlantic 52, 1975-76

Fewest Points Allowed

21 vs. Mississippi College, 1948-49
24 vs. Mississippi College, 1949-50
27 vs. Troy State, 1949-50
34 vs. Samford, 1972-73
34 vs. Memphis State, 1978-79
36 vs. Spring Hill, 1947-48
36 vs. Stetson, 1948-49
37 vs. Troy State, 1947-48
37 vs. Charleston, 1949-50

Field Goals Attempted

115 vs. LSU, 1965-66
111 vs. Valdosta, 1968-69
110 vs. Valdosta, 1971-72
109 vs. Valdosta, 1970-71

Field Goals Made

56 vs. Baptist, 1976-77
55 vs. Valdosta, 1971-72
54 vs. South Dakota, 1970-71
54 vs. Samford, 1970-71
53 vs. Valdosta, 1968-69
52 vs. Tampa, 1961-62
52 vs. LSU, 1965-66

Free Throws Attempted

53 vs. Stetson, 1957-58
48 vs. Georgia, 1957-58
47 vs. Florida, 1980-81
46 vs. Memphis State, 1965-66
46 vs. Missouri Western, 1976-77
45 vs. Marquette, 1980-81
43 vs. Georgia, 1959-60
43 vs. North Carolina, 1971-72
42 vs. Mississippi Southern, 1959-60
42 vs. Tampa, 1959-60
42 vs. Florida Southern, 1979-80

Free Throws Made

38 vs. Stetson, 1956-57
37 vs. Marquette, 1980-81
36 vs. Georgia, 1957-58
34 vs. Florida, 1980-81
33 vs. Memphis State, 1964-65
32 vs. Hofstra, 1967-68
32 vs. Georgia Tech, 1971-72
32 vs. Miami, 1953-54
30 vs. Tulsa, 1982-83

Rebounds

84 vs. LSU, 1967-68
82 vs. Valdosta, 1970-71
72 vs. Valdosta, 1968-69
76 vs. Georgetown, 1969-70
76 vs. Wisconsin-Milwaukee, 1970-71
75 vs. Clemson, 1969-70
75 vs. Miami, 1969-70
75 vs. South Dakota, 1970-71
75 vs. Valdosta, 1971-72

Most Fouls

35 vs. Florida, 1964-65
34 vs. Memphis State, 1959-60
32 vs. Alabama, 1964-65
32 vs. Florida, 1967-68
32 vs. Missouri, 1976-77
32 vs. San Diego State, 1982-83
31 vs. Miami, 1958-59

Fewest Fouls

7 vs. Connecticut, 1972-73
9 vs. Stetson, 1971-72
10 vs. Auburn, 1961-62
10 vs. Georgia, 1964-65
10 vs. Florida, 1964-65
10 vs. Dayton, 1968-69
10 vs. UC-Irvine, 1970-71
10 vs. Samford, 1972-73

SEASON RECORDS

Field Goals Attempted

2372—1971-72 (32 games)
2164—1954-55 (26 games)
2082—1970-71 (26 games)
2055—1973-74 (26 games)
1965—1968-69 (26 games)
1960—1967-68 (27 games)
1957—1977-78 (29 games)
1950—1969-70 (26 games)

Field Goals Made

1110—1971-72 (32 games)
990—1970-71 (26 games)
986—1977-78 (29 games)
971—1973-74 (26 games)
964—1979-80 (31 games)
956—1975-76 (27 games)
956—1967-68 (27 games)
945—1976-77 (27 games)
939—1969-70 (26 games)
938—1972-73 (26 games)

Free Throws Attempted

982—1954-55 (26 games)
800—1971-72 (32 games)
799—1956-57 (26 games)
772—1979-80 (31 games)
766—1980-81 (28 games)
722—1967-68 (27 games)

720—1965-66 (25 games)
713—1959-60 (25 games)

Free Throws Made

707—1954-55 (26 games)
561—1971-72 (32 games)
543—1956-57 (26 games)
529—1979-80 (31 games)
526—1967-68 (27 games)
525—1980-81 (28 games)
507—1969-70 (26 games)

Rebounds

1608—1971-72 (32 games)
1451—1969-70 (26 games)
1422—1954-55 (26 games)
1388—1967-68 (27 games)
1388—1970-71 (26 games)

Rebounds Per Game

55.4—1969-70 (26 games)
54.6—1954-55 (26 games)
53.4—1970-71 (26 games)
52.2—1959-60 (25 games)
52.0—1958-59 (23 games)

Fewest Points Allowed

1427—1949-50 (25 games)
1567—1961-62 (23 games)
1595—1951-52 (23 games)

1678—1952-53 (22 games)
1680—1962-63 (25 games)

Fewest Points Per Game Allowed

57.1—1949-50 (25 games)
63.6—1950-51 (27 games)
67.2—1962-63 (25 games)
67.8—1964-65 (26 games)
68.1—1961-62 (23 games)

Most Points Scored

2781—1971-72 (32 games)
2461—1969-70 (31 games)
2438—1967-68 (27 games)
2416—1977-78 (29 games)
2385—1969-70 (26 games)
2380—1970-71 (26 games)
2295—1954-55 (26 games)

Most Points Per Game

91.7—1969-70 (26 games)
91.5—1970-71 (26 games)
90.3—1967-68 (27 games)
88.3—1954-55 (26 games)
88.0—1973-74 (26 games)
86.9—1968-69 (27 games)
86.9—1971-72 (32 games)

Highest Point Margin

16.5—1969-70 (26 games)
15.5—1971-72 (32 games)
15.0—1975-76 (27 games)
11.9—1967-68 (27 games)
11.4—1974-75 (26 games)
11.3—1970-71 (26 games)
11.3—1977-78 (29 games)
10.1—1972-73 (26 games)

Highest Field Goal Pct.

.532—1979-80 (31 games)
.512—1961-62 (23 games)
.510—1978-79 (29 games)
.503—1977-78 (29 games)
.502—1974-75 (26 games)
.500—1976-77 (27 games)
.498—1972-73 (26 games)
.491—1975-76 (27 games)
.490—1967-68 (27 games)
.489—1980-81 (28 games)

Highest Free Throw Pct.

.729—1967-68 (27 games)
.727—1963-64 (28 games)
.719—1957-58 (25 games)
.719—1982-83 (28 games)
.718—1969-70 (26 games)
.716—1964-65 (26 games)

MISCELLANEOUS TEAM RECORDS

Single Game

Largest Winning Margin on the Road—41 vs. Jacksonville (106-65) 1967-68
Largest Winning Margin at a Neutral Site—36 vs. Stetson (90-54) 1971-72
Most Points Scored in First Half—70 vs. Pepperdine (121-83) 1969-70
Most Points Scored in Second Half—78 vs. LSU (130-100) 1967-68
Fewest Points Allowed at Home—21 vs. Mississippi College (53-21) 1948-49
Fewest Points Allowed on the Road—34 vs. Samford (47-34) 1972-73
Fewest Points Allowed at a Neutral Site—46 vs. Mercer (52-46) 1948-49
Most Points Allowed at Home—106 vs. Miami (114-106) 1970-71
Most Points Allowed on the Road—115 vs. North Carolina (115-80) 1965-66
Most Points Allowed at a Neutral Site—110 vs. Beloit (110-88) 1954-55
Worst Defeat at Home—21 vs. Florida (84-63) 1982-83
Worst Defeat on the Road—52 vs. West Virginia (103-51) 1957-58
Worst Defeat at a Neutral Site—31 vs. Millikin (91-60) 1950-51
Fewest Points Scored at Home—35 vs. Sewanee (43-35) 1948-49
Fewest Points Scored on the Road—30 vs. Florida (50-30) 1966-67
Fewest Points Scored at a Neutral Site—43 vs. Tennessee (65-43) 1964-65
Highest Field Goal Percentage—727 vs. Minnesota (48-66) 1979-80
Highest Field Goal Percentage in a Half—792 vs. Georgia Southern (19 of 24) 1974-75

Season

Most Games Played—33, 1971-72
Fewest Games Played—18, 1957-58
Most Victories—27, 1971-72
Longest Winning Streak—11, 1969-70
Longest Winning Streak at Home—29, 1974-77
Longest Winning Streak on the Road—7, 1949-51, 1954-55
Fewest Defeats—3, 1969-70
Highest Winning Percentage—885 (23-3), 1969-70
Most 100 Point Games—9, 1967-68 and 1970-71
Fewest Victories—5, 1947-48 and 1951-52
Lowest Winning Percentage—200 (5-20), 1951-52
Longest Losing Streak—13, 1947-48
Longest Losing Streak at Home—4, 1956-57
Longest Losing Streak on the Road—25, 1956-59
Fewest Points—850 (18 games), 1947-48
Fewest Points Per Game—47.2 (18 games), 1947-48
Most Points Allowed—2319 (31 games), 1979-80
Most Points Allowed Per Game—81.9 (23 games), 1959-60
Highest Field Goal Percentage—532 (964-1811), 1979-80
Highest Free Throw Percentage—729 (526 of 722), 1967-68
Lowest Field Goal Percentage—203, 1951-1952
Lowest Free Throw Percentage—586 (406 of 693), 1950-51
Fewest Personal Fouls—383 (23 games), 1961-62
Most Personal Fouls—637 (29 games), 1978-79

CIVIC CENTER RECORDS

INDIVIDUAL

Points—37, Mitchell Wiggins vs. Florida, 1/11/82; vs. Memphis State, 2/26/83
Points by Opponent—35, Paul Thompson, (Tulane), 2/14/83
Field Goals—15, Mitchell Wiggins vs. Florida, 1/11/82
Field Goals by Opponent—15, Paul Thompson (Tulane), 2/14/83
Free Throws—14, Michael Johnson vs. Florida A&M, 11/29/81
Free Throws by Opponent—13, John Williams (Tulane), 2/10/82; Ronnie Williams (Florida), 12/19/82
Free Throws Made—10, Michael Johnson vs. Florida A&M, 11/29/81
Free Throws Made by Opponent—12, John Williams (Tulane), 2/10/82
Free Throws Missed—7, David Speights vs. St. Leo, 1/25/82
Free Throws Missed by Opponent—5, Steve Moore (Florida A&M), 12/06/82
Free Throw Percentage—100% (8-8), Michael Johnson vs. Louisville, 1/30/82
Free Throw Percentage by Opponent—100% (9-9), Ronnie Williams (Florida), 1/11/82
Rebounds—15, Mitchell Wiggins vs. Virginia Tech, 2/19/83
Rebounds by Opponent—20, Mike Hackett (Jacksonville), 12/09/81
Assists—16, Tony William vs. Jacksonville, 2/12/83
Assists by Opponent—9, Paul Daniels (Auburn), 12/19/81

Personal Fouls by Opponent—31, Jacksonville, 2/12/83
Two-Team Personal Fouls—53, vs. Jacksonville, 2/12/83
Lowest Two-Team Personal Fouls—27, vs. Virginia Tech, 1/25/82
Fewest Personal Fouls—14, vs. Southern Mississippi, 1/13/83; vs. Virginia Tech, 2/25/82
Fewest Personal Fouls by Opponent—13, Virginia Tech, 1/25/82
Field Goals—40, vs. St. Leo, 1/25/82
Field Goals by Opponent—36, Louisville, 1/08/83; Southern Mississippi, 1/13/83
Free Throws Attempted—39, vs. Jacksonville, 2/12/83
Free Throws Attempted by Opponent—32, Louisville, 1/08/83
Fewest Free Throws Attempted—9, vs. Memphis State, 2/13/82; vs. Virginia Tech, 2/25/82
Fewest Free Throws Attempted by Opponent—10, Virginia Tech, 2/25/82
Free Throws—29, vs. Jacksonville, 2/12/83
Free Throws by Opponent—24, Louisville, 1/08/83
Fewest Free Throws—6, vs. Memphis State, 2/13/82; vs. Virginia Tech, 2/25/82
Fewest Free Throws by Opponent—7, Virginia Tech, 2/25/82
Free Throws Missed—17, vs. St. Leo, 1/25/82
Free Throws Missed by Opponent—13, Jacksonville, 12/09/81
Fewest Free Throws Missed—2 (11-13), vs. Cincinnati, 2/27/82
Fewest Free Throws Missed by Opponent—1 (14-15), Memphis State, 2/26/83
Rebounds—46, vs. Florida A&M, 11/29/81
Rebounds by Opponents—43, Jacksonville, 12/09/81
Home Attendance—49, 385 (13 Games), 1982
Home Average Attendance—3,799 (13 Games), 1982
Largest Crowd—6,277 vs. Georgia, 12/01/81
Winning Streak—4, 1982

TEAM

Points—101, vs. St. Leo, 1/25/82
Points by Opponent—96, Louisville, 1/08/83
Points (Half)—56, vs. St. Leo, 1/25/82
Points by Opponent (Half)—52, Louisville, 1/08/83
Fewest Points—60, vs. Memphis State, 2/13/82
Fewest Points by Opponent—54, vs. St. Leo, 11/29/82
Fewest Points (Half)—25, vs. Tulane, 2/10/82
Fewest Points by Opponent (Half)—25, Cincinnati, 2/27/82
Two-Team Score—176, Florida State 94, Southern Mississippi 82, 1/13/82
Lowest Two-Team Score—122, Memphis State 62, Florida State 60, 2/13/82
Personal Fouls—26, vs. Louisville, 1/08/83; vs. South Carolina, 2/22/82

Leon County Civic Center Top 5 Crowds

Attendance	Opponent	Date	FSU	OPP
1. 6,277	Georgia	December 1, 1981	67	70
2. 6,080	Louisville	January 8, 1983	63	89
3. 5,714	Florida	January 11, 1982	82	67
4. 5,117	Louisville	January 30, 1982	71	65
5. 4,604	Memphis State	February 13, 1982	60	62

TOURNAMENT HISTORY

	App.	Games	Won	Lost	Pct.	Championships	Second	Third
All Tournaments	66	140	76	64	.543	13	20	15
In-Season Tournaments	46	99	53	46	.535	10	13	13
Post Season Tournaments	20	41	23	18	.561	3	7	2

TOURNAMENT CHAMPIONSHIPS

NAIB District 25—1950-51
 NAIB District 25—1954-55
 Savannah Invitational—1962-63
 Civitan Classic—1968-69
 Gator Bowl—1969-70
 Civitan Classic—1971-72
 Far West Classic—1971-72
 Senior Bowl—1971-72
 NCAA Mideast—1971-72
 Big Sun—1973-74
 Big Sun—1977-78
 Birmingham Classic—1977-78
 Cotton States Classic—1980-81

TOURNAMENT APPEARANCES

1948-49 Dixie Conference (1-2, Fourth)
 1949-50 Dixie Conference (1-1, Third)
 1950-51 Dixie Conference (1-1, Second)
 1950-51 NAIB District 25 (2-0, Champ.)
 1950-51 NAIB Nationals (2-1, Quarterfinals)
 1951-52 Gator Bowl (0-3, Round Robin)
 1951-52 NAIB District 25 (1-1, Second)
 1952-53 NAIB District 25 (1-1, Second)

1954-55 Gator Bowl (1-1, Third)
 1954-55 NAIB District 25 (2-0, Champ.)
 1954-55 NAIB Nationals (1-1, Second Round)
 1955-56 Carousel Tournament (1-2, Sixth)
 1955-56 Orange Bowl (1-2, Seventh)
 1956-57 Senior Bowl (1-1, Third)
 1957-58 Senior Bowl (1-1, Third)
 1958-59 Citadel Invitational (0-2, Fourth)
 1959-60 Gator Bowl (1-1, Second)
 1960-61 Gator Bowl (0-1)
 1962-63 Savannah Invitational (3-0, Champ.)
 1963-64 Gator Bowl (1-1, Third)
 1964-65 Vanderbilt Invitational (1-1, Third)
 1964-65 All College Tournament (1-2, Seventh)
 1965-66 Tampa Invitational (1-1, Second)
 1967-68 Milwaukee Classic (1-1, Third)
 1967-68 Evansville Tournament (1-1, Second)
 1967-68 NCAA Mideast (0-1)
 1968-69 Civitan Classic (2-0, Champ.)
 1969-70 Gator Bowl (2-0, Champ.)
 1970-71 Civitan Classic (1-1, Second)
 1970-71 Sun Bowl (0-2)
 1971-72 Civitan Classic (2-0, Champ.)
 1971-72 Far West Classic (3-0, Champ.)
 1971-72 Senior Bowl (2-0, Champ.)
 1971-72 NCAA Mideast (3-0, Champ.)
 1971-72 NCAA Championship (1-1, Second)
 1972-73 Marshall Memorial Classic (1-1, Third)
 1972-73 Dayton Invitational (1-1, Third)
 1972-73 All College (2-1, Third)

1973-74 Steel Bowl (1-1, Second)
 1973-74 Mercer Bear Classic (1-1, Third)
 1973-74 Bluebonnet Classic (1-1, Second)
 1973-74 Big Sun (2-0, First)
 1974-75 Louisville Holiday (1-1, Second)
 1975-76 Big Sun (1-1, Second)
 1975-76 Far West Classic (1-2, Seventh)
 1976-77 IPTAY Tournament (1-1, Second)
 1976-77 Cable Car Classic (1-1, Second)
 1976-77 Vermont Classic (1-1, Third)
 1976-77 Metro Tournament (0-1)
 1977-78 Big Sun (2-0, First)
 1977-78 Birmingham Classic (2-0, First)
 1977-78 Pillsbury Classic (1-1, Second)
 1977-78 Metro Tournament (1-1, Second)
 1977-78 NCAA Mideast (0-1)
 1978-79 Metro Tournament (2-1, Second)
 1978-79 Dayton Tournament (1-1, Second)
 1978-79 Old Dominion Classic (1-1, Second)
 1979-80 Metro Tournament (2-1, Second)
 1979-80 NCAA (1-1)
 1980-81 Cotton States Classic (2-0, First)
 1980-81 Metro Tournament (1-1, Fourth)
 1981-82 Florida Four (1-1, Second)
 1981-82 Dayton Tournament (1-1, Second)
 1981-82 Metro Tournament (1-1, Third)
 1982-83 Florida Four (1-1, Third)
 1982-83 Cabrillo Classic (1-1, Third)
 1982-83 Metro Tournament (0-1)

YEAR-BY-YEAR RECORD

Year	Coach	W	L	Pct.
1947-48	Don Loucks	5	13	.277
1948-49	J. K. "Bud" Kennedy	12	12	.500
1949-50	J. K. "Bud" Kennedy	15	10	.600
1950-51	J. K. "Bud" Kennedy	18	9	.667
1951-52	J. K. "Bud" Kennedy	5	20	.200
1952-53	J. K. "Bud" Kennedy	11	11	.500
1953-54	J. K. "Bud" Kennedy	13	7	.619
1954-55	J. K. "Bud" Kennedy	22	4	.846
1955-56	J. K. "Bud" Kennedy	16	9	.640
1956-57	J. K. "Bud" Kennedy	9	17	.346
1957-58	J. K. "Bud" Kennedy	9	16	.360
1958-59	J. K. "Bud" Kennedy	8	15	.347
1959-60	J. K. "Bud" Kennedy	10	15	.400
1960-61	J. K. "Bud" Kennedy	14	10	.583
1961-62	J. K. "Bud" Kennedy	15	8	.651
1962-63	J. K. "Bud" Kennedy	15	10	.600
1963-64	J. K. "Bud" Kennedy	11	14	.444
1964-65	J. K. "Bud" Kennedy	16	10	.620
1965-66	J. K. "Bud" Kennedy	15	11	.577
1966-67	Hugh Durham	11	15	.428
1967-68	Hugh Durham	19	8	.704
1968-69	Hugh Durham	18	8	.692
1969-70	Hugh Durham	23	3	.885
1970-71	Hugh Durham	17	9	.654
1971-72	Hugh Durham	27	6	.818
1972-73	Hugh Durham	18	8	.692
1973-74	Hugh Durham	18	8	.692
1974-75	Hugh Durham	18	8	.692
1975-76	Hugh Durham	22	6	.786
1976-77	Hugh Durham	16	11	.593
1977-78	Hugh Durham	23	6	.793
1978-79	Joe Williams	19	10	.655
1979-80	Joe Williams	22	9	.709
1980-81	Joe Williams	17	11	.607
1981-82	Joe Williams	11	17	.392
1982-83	Joe Williams	14	14	.500
36 Years		552	378	.594

Don Loucks
 1947-48
 W:5, L:13
 Pct: .278



J.K. "Bud" Kennedy
 1948-66
 W:234, L:208
 Pct: .529



Hugh Durham
 1966-78
 W:230, L:96
 Pct: .705



Joe Williams
 1978-
 W:83, L:61
 Pct: .576



SERIES RECORDS

Team	W	L	First Meeting	Last Meeting	Site	Score	Team	W	L	First Meeting	Last Meeting	Site	Score
Air Force	0	1	1963	12-26-63	N	53-78	Missouri Western	1	0	1976	11-30-76	H	109-80
Alabama	6	7	1959	12-20-75	N	72-76	Montana State	1	0	1955	3-07-55	N	85-84
Alabama-Birmingham	2	0	1978	2-20-80	H	89-87	Morehead State	1	1	1957	1-30-60	H	78-75
Arizona	2	0	1970	12-31-70	H	95-85	Morningside	1	0	1955	12-16-55	H	104-93
Arkansas State	1	1	1953	2-20-54	H	78-68	Murray State	1	1	1957	2-09-59	A	71-96
Army	1	2	1958	12-29-76	N	71-72	Navay	1	0	1977	12-17-77	N	82-55
Auburn	5	17	1958	12-01-82	A	68-78	New Hampshire	1	0	1968	12-31-68	H	104-52
Austin Peay	1	0	1976	12-04-76	H	97-86	New Mexico	3	1	1974	2-22-83	H	79-77
Baptist	1	0	1972	1-10-81	H	87-60	New York University	1	0	1955	12-30-55	N	85-83
Baylor	2	0	1964	12-16-72	N	85-67	North Carolina	1	9	1955	2-16-74	N	84-104
Beloit	0	1	1955	3-09-55	N	88-110	North Carolina State	0	1	1957	1-10-57	A	59-64
Birmingham Southern	0	2	1949	1-21-50	A	45-55	North Carolina-Charlotte	1	2	1977	12-29-82	N	76-73
Biscayne	6	0	1970	1-20-75	A	95-85	Northwestern	1	0	1972	12-23-72	N	91-73
Boston University	1	0	1955	12-20-55	N	86-52	Oglethorpe	2	1	1949	12-01-71	H	112-69
Bradley	0	1	1956	12-08-56	A	69-90	Ohio State	0	3	1961	12-28-68	H	86-93
Brigham Young	0	1	1972	12-29-72	N	77-60	Ohio University	1	1	1958	12-21-74	H	67-60
California-Irvine	1	0	1971	1-30-71	H	82-69	Oklahoma City	4	2	1958	12-30-72	A	94-80
California-Santa Barbara	1	0	1965	12-18-65	H	62-61	Oklahoma State	0	1	1964	12-18-64	N	56-60
California State-Bakersfield	1	0	1974	2-18-74	H	96-66	Old Dominion	0	1	1979	1-06-79	A	76-80
Canisius	1	1	1974	1-25-75	A	74-81	Oral Roberts	2	0	1977	2-27-78	A	80-76
Centenary	2	3	1957	2-08-64	A	72-79	Oregon	1	0	1969	12-04-69	H	100-84
Central (Mo.)	0	2	1949	12-15-52	H	59-62	*Oregon State	2	1	1969	12-29-75	N	75-78
Central Florida	1	0	1980	11-28-80	H	57-41	Palm Beach Atlantic	1	0	1975	12-13-75	H	109-52
Charleston	2	0	1949	12-09-50	H	74-54	Panama National	1	0	1966	1-29-66	N	98-103
Chattanooga	2	0	1963	2-01-75	H	111-70	Pan American	2	0	1970	1-31-72	H	109-83
Cincinnati	9	8	1972	2-06-83	A	48-63	Parris Island Marines	0	2	1951	1-26-52	H	62-64
Citadel	4	4	1958	2-07-68	A	93-50	Penn State	1	1	1972	12-23-78	N	57-64
Clemson	5	6	1951	11-27-76	A	92-108	Pepperdine	3	0	1951	1-02-71	H	101-82
Cleveland State	1	0	1980	2-18-80	H	86-83	Pittsburgh	0	2	1973	12-22-82	H	74-75
Colorado State	1	0	1975	12-30-75	N	84-54	Princeton	0	1	1972	12-15-72	N	59-61
Connecticut	1	0	1972	1-06-73	H	87-55	Purdue	3	2	1951	1-20-59	A	80-83
Connecticut St. Teachers	1	0	1950	12-14-50	H	76-68	Rice	3	2	1961	1-20-69	A	80-83
Creighton	0	1	1964	12-29-64	N	77-85	Richmond	1	3	1962	12-20-67	A	114-91
Culver-Stockton	0	1	1951	12-08-51	H	56-59	Rollins	20	2	1951	11-28-67	H	83-59
Dayton	3	3	1969	12-30-81	A	79-93	Rutgers	1	0	1967	12-22-67	H	87-77
David Lipscomb	1	1	1950	1-05-51	A	73-88	St. Leo	3	0	1977	11-29-82	H	92-54
Denver	1	0	1972	1-03-72	N	88-70	St. Louis	11	1	1972	1-23-82	H	89-73
DePaul	1	0	1954	12-28-54	N	44-52	Samford (Howard)	9	0	1950	1-23-73	A	47-34
Drury	0	1	1949	12-20-49	N	62-59	San Diego State	1	0	1962	12-29-62	A	83-69
Duke	0	1	1954	1-03-54	A	75-97	San Francisco	0	1	1976	12-18-76	A	87-93
Duquesne	1	1	1956	2-04-65	N	62-58	Santa Clara	1	1	1955	12-17-76	N	94-80
East Carolina	1	0	1968	2-03-68	H	110-100	Seton Hall	2	0	1972	12-10-77	N	94-63
East Tennessee State	1	3	1955	1-08-72	H	106-63	Sewanee	3	3	1949	12-17-52	A	58-69
Eastern Kentucky	6	1	1966	12-06-75	A	65-59	South Alabama	6	2	1972	2-06-79	A	61-78
Eckard	0	1	1978	11-27-78	H	116-71	South Carolina	4	5	1960	2-28-83	H	76-79
Erskine	1	1	1948	2-28-48	H	49-48	South Carolina-Aiken	1	0	1960	1-14-60	A	82-69
Evansville	0	1	1967	12-30-67	A	67-76	South Dakota	0	0	1970	12-05-70	H	125-85
Fairleigh Dickinson	2	0	1974	1-11-78	H	85-43	South Dakota State	1	0	1951	3-31-51	N	85-70
Florida	9	21	1951	1-19-83	H	63-84	South Florida	11	4	1973	12-10-82	N	77-90
Florida A&M	4	0	1979	12-06-82	H	81-79	Southern California	1	2	1968	12-18-70	N	89-94
Florida Presbyterian	1	0	1967	12-02-67	A	90-66	Southern Illinois	1	1	1973	1-21-74	A	73-77
Florida Southern	21	9	1948	2-11-80	A	85-78	Southern Mississippi	5	3	1951	1-29-83	A	71-65
Furman	2	0	1957	2-06-57	H	57-48	Southwestern (Memphis)	0	1	1948	12-30-48	A	47-54
Georgetown	2	0	1969	1-08-72	H	101-70	Southwestern Louisiana	2	0	1976	3-04-76	A	68-65
George Washington	2	0	1967	1-25-79	A	71-68	SW Missouri State	0	1	1949	12-21-49	A	52-79
Georgia	19	12	1947	12-01-81	H	67-70	Spring Hill	3	3	1947	1-18-55	A	81-72
Georgia Southern (Ga. Tch.)	13	4	1947	1-05-79	N	93-83	Stetson	27	11	1947	2-12-77	A	87-80
Georgia State	3	0	1975	2-21-76	H	92-70	Steubenville	0	1	1956	12-03-56	A	64-79
Georgia Tech	15	9	1963	2-10-79	A	72-75	Tampa	28	8	1959	2-27-67	A	87-84
Hawaii	1	2	1959	12-22-71	A	76-81	Tennessee	1	4	1957	12-22-64	N	43-65
Hofstra	3	0	1968	1-18-75	H	107-71	Tennessee Tech	1	0	1957	12-02-57	H	74-71
Houston	2	3	1962	1-05-74	A	74-79	Texas	2	0	1969	12-01-70	A	80-78
Illinois State	3	1	1974	2-12-76	H	109-81	Texas A&M	2	1	1956	12-16-77	N	100-77
Indiana	0	1	1975	12-08-75	A	59-83	Texas Christian	0	1	1963	12-12-63	A	60-66
Indiana State	0	1	1973	12-27-73	N	92-93	Toledo	2	0	1976	3-07-80	N	94-91
Jacksonville	27	15	1959	2-12-83	H	83-74	Troy State	8	1	1947	12-01-77	H	110-82
Jacksonville (Ala.) State	2	0	1953	12-04-54	H	103-76	Tulane	16	8	1967	3-05-83	A	66-71
Kansas	0	1	1966	12-08-66	A	48-62	Tulsa	3	0	1963	12-30-62	N	92-80
Kansas State	0	1	1966	12-10-66	A	58-81	UCLA	0	1	1972	2-25-72	A	78-81
Kent State	1	1	1969	2-05-70	A	80-79	Union (Tenn.)	0	1	1948	12-29-48	A	52-56
Kentucky	2	5	1948	3-09-80	N	78-97	Valdosta State	14	0	1961	2-24-76	H	106-61
Lambuth	0	2	1948	2-28-49	N	49-65	Vanderbilt	0	1	1960	12-05-60	A	55-75
Lamar Tech	1	0	1965	12-01-65	H	73-68	Vermont	1	0	1976	12-30-76	A	76-67
Louisiana State	2	2	1957	12-16-67	N	130-100	Virginia Military	2	1	1964	12-20-65	N	65-64
Louisville	4	17	1958	2-07-83	A	63-69	Virginia Tech	5	8	1968	2-19-83	H	82-78
Loyola of New Orleans	8	13	1951	3-05-66	A	62-63	Washington	1	1	1971	12-26-75	N	54-69
Madison	2	0	1976	1-12-77	H	69-66	Washington State	0	1	1971	12-30-71	N	85-61
Manhattan	2	0	1963	1-11-71	H	95-68	Wake Forest	1	1	1958	12-22-73	N	66-48
Marquette	1	2	1967	3-01-81	N	81-78	West Virginia	0	3	1955	1-30-58	A	51-103
Marshall	1	3	1958	12-07-74	H	90-63	Western Kentucky	5	0	1973	12-29-79	A	67-65
*Memphis State	17	16	1953	3-11-83	N	74-84	Wisconsin	0	1	1961	12-04-61	A	63-64
Mercer	12	6	1948	1-31-77	A	66-65	Wisconsin-Milwaukee	3	0	1971	1-07-75	H	104-82
Miami (Ohio)	0	1	1970	12-19-70	N	64-67	Wofford	0	2	1948	2-06-48	A	38-77
Miami	23	21	1952	2-27-71	A	94-100	Xavier (Ohio)	0	1	1958	2-04-58	A	60-76
Milikin	0	1	1951	3-15-51	N	60-91							
Millsaps	2	0	1949	1-26-50	N	62-45							
Minnesota	2	2	1972	12-02-80	A	79-66							
Mississippi	1	1	1951	2-14-51	A	75-79							
Mississippi College	5	1	1948	2-15-51	A	77-54							
Mississippi State	3	3	1951	12-21-56	N	71-79							
Missouri	2	1	1976	12-19-80	N	68-64							

TOTAL

*Forfeited

ALL-TIME FLORIDA STATE SCORES

1947-48—Won 5, Lost 13 (.277)		77 Mississippi College (A)	54	97 Georgia (N)	87	68 Marshall (A)	109
39 Spring Hill (H)	36	69 Mercer (H)	64	75 Duke (A)	67	66 Ohio University (A)	86
57 Troy State (H)	37	62 Rollins (H)	45	73 Florida Southern (A)	97	60 Xavier of Ohio (A)	76
45 Wofford (A)	48	64 Howard (N)	54	95 Tampa (A)	69	62 Army (H)	71
56 Stetson (A)	65	65 Mercer (A)	69	90 Georgia (H)	81	57 Oklahoma City (H)	52
56 Georgia Teachers (H)	65	65 Stetson (N)	58	81 Spring Hill (A)	62	80 Rollins (H)	61
46 Georgia (A)	65	69 Georgia Teachers (N)	67	91 Mississippi State (A)	76	51 Memphis State (H)	68
48 Mercer (H)	61	85 So. Dakota State (N)	70	84 Stetson (A)	73	66 Miami (A)	86
54 Spring Hill (A)	76	61 Pepperdine (N)	59	86 Rollins (H)	74	56 Tampa (A)	79
48 Troy State (A)	49	60 Millikin (N)	91	84 Florida Southern (H)	63	85 Georgia (H)	77
43 Mercer (A)	68	1951-52—Won 5, Lost 20 (.200)		88 Georgia (A)	79	1958-59—Won 8, Lost 15 (.347)	
45 Erskine (A)	47	46 Parris Is. Marines (A)	78	110 Rollins (A)	82	68 Kentucky (A)	91
38 Wofford (A)	77	56 Culver-Stockton (H)	59	95 Loyola (A)	101	73 Furman (H)	72
42 Georgia (H)	44	47 Mississippi State (A)	75	102 Mississippi State (H)	86	100 Spring Hill (H)	70
41 Florida Southern (A)	47	43 Southern Mississippi (A)	84	87 Loyola (H)	84	64 Wake Forest (A)	73
47 Georgia Teachers (A)	65	70 Southern Mississippi (H)	78	86 Miami (A)	80	82 Florida (H)	60
55 Florida Southern (H)	48	54 Springhill (A)	64	85 Stetson (H)	77	74 Auburn (A)	95
41 Stetson (H)	38	48 Sewanee (N)	58	84 Georgia Teachers (H)	83	79 Miami (N)	85
49 Erskine (H)	48	50 Georgia (N)	79	93 Montana State (N)	84	72 Georgia (N)	83
1948-49—Won 12, Lost 12 (.500)		55 Clemson (N)	62	88 Beloit (N)	110	62 Louisiana State (H)	67
53 Mississippi College (H)	21	51 Florida (N)	61	1955-56—Won 16, Lost 9 (.640)		62 Auburn (H)	52
46 Florida Southern	38	52 Loyola of N.O. (A)	74	63 North Carolina (A)	88	65 Southern Mississippi (H)	52
53 Florida Southern	45	56 Miami (A)	66	54 E. Tennessee St. (A)	80	72 Memphis State (H)	75
68 Troy State (A)	64	72 Tampa (A)	93	101 Rollins (H)	67	93 Miami (H)	69
50 Lambuth (A)	56	51 Florida Southern (A)	54	91 Stetson (H)	78	91 Georgia (A)	94
52 Union (A)	56	75 Georgia Teachers (H)	93	89 Tampa (A)	67	75 Oklahoma City (A)	103
47 Southwestern (A)	54	72 Florida Southern (H)	53	104 Morningside (H)	83	63 Centenary (A)	87
49 Stetson (A)	40	62 Parris Is. Marines (H)	64	76 Clemson (N)	94	61 Loyola of N.O. (H)	60
40 Stetson (A)	36	74 Rollins (H)	71	86 Boston University (N)	52	71 Murray State (A)	96
56 Tampa (A)	58	48 Stetson (A)	58	71 Mississippi State (N)	79	69 Memphis State (A)	93
56 Mercer (A)	65	55 Rollins (A)	69	69 West Virginia (N)	78	84 Oklahoma City (H)	98
63 Troy State (H)	45	63 Miami (H)	76	59 Santa Clara (N)	61	91 Stetson (A)	98
52 Oglethorpe (A)	64	79 Tampa (H)	60	85 New York Univ. (N)	83	94 Rollins (A)	83
59 Mercer (A)	62	64 Stetson (H)	66	78 Miami (H)	76	85 Miami (A)	92
60 Tampa (A)	58	73 Miami (N)	70	71 Rollins (A)	70	1959-60—Won 10, Lost 15 (.400)	
46 Mississippi College (A)	57	57 Tampa (N)	78	79 Georgia (A)	76	78 Louisiana State (A)	69
49 Millsaps (A)	46	1952-53—Won 11, Lost 11 (.500)		81 Georgia Teachers (A)	90	64 Loyola of N.O. (A)	71
47 Oglethorpe (H)	46	62 Mercer (A)	78	85 Loyola of N.O. (H)	75	71 Florida (A)	81
35 Sawnee (H)	43	68 Georgia Teachers (A)	63	90 Troy State (H)	65	58 Auburn (A)	62
47 Sewanee	39	90 Rollins (H)	83	88 Tampa (H)	73	86 Alabama (A)	74
44 Birmingham Southern (H)	50	77 Mercer (H)	76	92 Florida Southern (H)	73	64 Clemson (A)	68
52 Mercer (N)	46	59 Central Missouri (H)	62	85 Florida Southern (A)	81	63 Auburn (H)	76
47 Tampa (N)	56	58 Sewanee (A)	69	89 Stetson (A)	83	86 Jacksonville (A)	69
49 Lambuth (N)	65	82 Mississippi State (H)	52	85 Miami (A)	91	66 Georgia (N)	69
1949-50—Won 15, Lost 10 (.600)		66 Loyola of N.O. (H)	72	72 Loyola of N.O. (A)	75	93 South Carolina (H)	75
43 Mississippi College (H)	24	65 Miami (A)	93	80 Georgia (H)	75	74 Citadel (H)	76
51 Mississippi College (H)	45	73 Tampa (A)	77	1956-57—Won 9, Lost 17 (.346)		81 Centenary (H)	71
61 Troy State (H)	27	71 Florida Southern (A)	89	55 Duquesne (A)	70	78 Southern Mississippi (A)	87
72 Charleston (H)	37	79 Rollins (A)	87	84 Steubenville (A)	79	71 Memphis State (A)	86
50 Central (Mo.) (A)	62	73 Memphis State (A)	82	54 West Virginia (A)	88	72 Tampa (H)	67
52 Drury (A)	59	77 Arkansas State (A)	86	66 Bradley (A)	90	91 Miami (H)	75
52 S.W. Missouri State (A)	79	76 Stetson (H)	66	65 Florida (A)	67	78 Morehead State (H)	75
60 Tampa (A)	80	79 Florida Southern (A)	77	74 Texas A&M (H)	83	68 Tampa (A)	83
65 Florida Southern (A)	71	83 Tampa (H)	74	59 East Tennessee State (H)	65	67 Memphis State (H)	83
48 Florida Southern (A)	59	77 Loyola of N.O. (A)	85	68 Georgia (H)	72	101 Rollins (H)	58
63 Mercer (H)	45	81 Miami (H)	75	75 Morehead State (N)	97	105 Furman (A)	98
59 Howard (A)	58	83 Stetson (A)	79	108 Furman (N)	96	60 Citadel (A)	100
45 Birmingham Southern (A)	55	87 Mercer (N)	77	59 North Carolina State (A)	64	69 Loyola of N.O. (H)	50
62 Millsaps (H)	45	81 Stetson (A)	94	77 Miami (H)	85	89 Miami (A)	107
61 Stetson (H)	70	1953-54—Won 13, Lost 7 (.619)		70 Stetson (A)	97	95 Georgia (H)	82
61 Mercer (A)	69	75 Mississippi State (A)	87	104 Stetson (H)	86	1960-61—Won 14, Lost 10 (.583)	
50 Howard (H)	39	72 Mercer (H)	70	86 Georgia (A)	63	88 Tampa (H)	60
57 David Lipscomb (H)	53	66 Georgia Teachers (H)	58	82 Tampa (A)	67	63 Kentucky (A)	58
58 Tampa (H)	56	72 Jacksonville St. (Ala.) (H)	61	97 Rollins (A)	94	55 Vanderbilt (A)	75
79 Troy State (A)	71	74 Stetson (H)	71	63 Florida Southern (A)	78	57 Auburn (A)	74
80 Sewanee (A)	59	60 Spring Hill (H)	69	67 Florida Southern (H)	73	74 Clemson (H)	57
85 Sewanee (A)	65	74 Tampa (H)	58	96 Rollins (H)	79	67 Florida (H)	74
74 Stetson (A)	68	76 Loyola of N.O. (H)	80	81 Southern Mississippi (H)	72	72 South Carolina (A)	82
56 Florida Southern (N)	68	81 Miami (A)	78	79 Loyola of N.O. (H)	77	65 Clemson (A)	64
74 Mississippi College (N)	63	82 Rollins (A)	72	88 Tampa (H)	57	56 Georgia (N)	62
1950-51—Won 18, Lost 9 (.667)		73 Tampa (A)	63	74 Centenary (A)	92	68 Tennessee (A) (OT)	70
74 Charleston (A)	54	98 Florida Southern (A)	80	56 Loyola of N.O. (A)	82	73 Loyola of N.O. (H)	55
55 Mercer (A)	52	60 Stetson (A)	82	1957-58—Won 9, Lost 16 (.360)		89 Miami (H)	78
78 Conn. St. Teachers (H)	68	85 Rollins (H)	68	74 Tennessee Tech (H)	71	67 Auburn (N)	74
60 Howard (H)	44	99 Florida Southern (H)	71	84 Murray State (H)	60	78 Rollins (A)	70
86 Florida Southern (A)	55	63 Mercer (A)	70	57 Tennessee (A)	74	68 Alabama (H)	57
61 Miami (A)	80	76 Miami (H)	69	70 Florida (A)	71	83 Citadel (H)	77
73 David Lipscomb (A)	88	72 Loyola of N.O. (A)	85	89 Furman (A)	95	86 Valdosta State (H)	66
63 Mississippi (H)	58	89 Georgia Teachers (A)	88	56 Loyola of N.O. (A)	82	77 Georgia (A)	68
66 Stetson (H)	67	78 Arkansas State (H)	68	65 Louisiana State (A)	67	66 Citadel	79
44 Florida Southern (H)	41	1954-55—Won 22, Lost 4 (.845)		57 Citadel (N)	59	99 Furman (H)	57
80 Tampa (H)	69	103 Jacksonville State (H)	76	92 Georgia (N)	80	74 Florida (A)	95
58 Howard (A)	51	75 Georgia Teachers (H)	67	67 Loyola of N.O. (H)	79	116 Tampa (A)	75
66 Tampa (A)	76	90 Tampa (H)	62	72 Tampa (H)	53	73 Miami (A)	75
53 Stetson (A)	71	94 Stetson (H)	79	56 Memphis State (A)	59	72 Loyola of N.O. (A)	68
60 Rollins (A)	57	71 Miami (H)	66	77 Stetson (H)	60	1961-62—Won 15, Lost 8 (.651)	
65 Loyola of N.O. (H)	75	79 Florida (N)	82	71 Miami (H)	70	57 Ohio State (A)	72
75 Mississippi (A)	79			51 West Virginia (A)	103	63 Wisconsin (A)	64

76 Rice (H)	66	65 Florida (A)	77	86 Miami (H)	81	64 Cincinnati (A)	88
85 Florida (A)	71	75 Miami (A)	82	67 Kent State (H)	76	(NCAA Tournament)	
96 Auburn (A)	52	85 Georgia (H)	83	99 Tulane (H)	90	83 Eastern Kentucky (N)	81
77 Clemson (A)	62	1965-66—Won 15, Lost 11 (.577)		80 Rice (A)	83	70 Minnesota (N)	56
69 Tennessee (A)	62	73 Lamar Tech (H)	68	97 Hawaii (H)	69	73 Kentucky (N)	54
67 Auburn (H)	62	69 Valdosta (H)	68	97 South Carolina (H)	89	79 North Carolina (N)	75
99 Oklahoma City (H)	74	121 Tampa (H)	57	93 Jacksonville (H)	89	76 UCLA (A)	81
64 Furman (A)	67	62 Florida (A)	75	84 Valdosta State (A)	81	1972-73—Won 18, Lost 8 (.692)	
69 Clemson (A)	75	80 North Carolina (A)	115	70 Clemson (A)	67	109 Georgia Southern (H)	97
110 Rollins (H)	53	62 Calif.-Santa Barbara (H)	61	82 North Carolina (A)	100	87 Eastern Kentucky (N)	70
65 Miami (H)	60	65 V.M.I. (A)	64	95 Stetson (H)	67	97 Biscayne (H)	62
57 Alabama (A)	72	58 Auburn (A)	59	79 Dayton (H)	71	59 Princeton (N)	61
81 Oklahoma City (A)	79	64 Auburn (A)	80	76 Georgia Tech (H)	84	85 Baylor (N)	67
76 Houston (A)	84	57 Georgia (A)	63	98 Georgia Tech (A)	80	68 Alabama (N)	74
72 Valdosta State (H)	42	78 Miami (H)	62	84 Florida Southern (A)	79	91 Northwestern (N)	73
91 Tampa (H)	71	73 Loyola of N.O. (H)	53	89 Miami (A)	86	70 Penn State (N)	60
71 Georgia (A)	62	67 Memphis (H)	63	1969-70—Won 23, Lost 3 (.885)		77 Brigham Young (N)	80
79 Florida (H)	56	65 Florida (H)	74	69 Oregon State (H)	68	94 Oklahoma City (A)	80
83 Miami (A)	92	86 Jacksonville (A)	90	100 Oregon (H)	84	91 Connecticut (H)	55
123 Tampa (H)	60	96 Panama Nationals (H)	73	107 Rollins (A)	86	101 Georgetown (H)	70
101 Georgia (H)	69	71 Georgia Tech (H)	66	75 North Carolina (A)	86	78 Cincinnati (H)	74
1962-63—Won 15, Lost 10 (.600)		66 Memphis (A)	81	98 Georgetown (H)	65	84 Stetson (H)	67
92 Tampa (H)	60	62 Loyola of N.O. (A)	63	79 Louisville (H)	69	66 Jacksonville (A)	70
65 Valdosta State (H)	42	78 Jacksonville (A)	49	82 Texas (H)	61	47 Samford (A)	34
59 Florida (H)	80	88 Georgia Tech (A)	95	86 Army (N)	51	78 Southern Ill. (H)	73
47 Auburn (A)	65	77 Samford (H)	66	88 Florida (N)	63	95 South Florida (H)	53
72 Alabama (H)	63	99 Florida Southern (H)	54	121 Pepperdine (A)	83	82 Virginia Tech (A)	91
54 Kentucky (A)	83	99 Tampa (A)	70	68 So. California (A)	71	80 Seton Hall (N)	61
70 Auburn (H)	77	90 Miami (A)	112	87 Arizona (A)	78	62 Cincinnati (A)	89
56 Richmond (H)	62	87 Georgia (H)	69	104 Miami (H)	63	83 Jacksonville (H)	74
77 Georgia (N)	69	1966-67—Won 11, Lost 15 (.423)		82 Tulane (A)	77	79 North Carolina (H)	91
49 Alabama (A)	48	62 Valdosta State (H)	58	122 Clemson (H)	80	66 South Alabama (A)	69
79 Georgia Southern (N)	60	76 Rice (H)	72	89 Georgia Tech (A)	83	59 Marshall (H)	71
65 Tennessee (A)	66	30 Florida (A)	50	99 Jacksonville (H)	83	112 Mercer (H)	94
72 Chattanooga (A)	55	48 Kansas (A)	62	83 Virginia Tech (H)	73	1973-74—Won 18, Lost 8 (.692)	
77 Miami (H)	74	84 Kansas State (A)	81	80 Kent State (A)	79	92 Hofstra (H)	63
88 Georgia (H)	54	76 Richmond (A)	80	82 Dayton (A)	76	109 Biscayne (H)	71
76 Georgia (A)	90	59 Eastern Kentucky (A)	81	98 Florida Southern (H)	74	65 Clemson (N)	58
55 Georgia Tech (A)	70	83 Citadel (A)	67	112 Tulane (H)	77	60 Pittsburgh (N)	82
86 Florida (A)	94	54 North Carolina (A)	81	81 Jacksonville (A)	85	93 Eastern Kentucky (A)	60
76 Houston (H)	69	79 Alabama (A)	80	97 Georgia Tech (H)	80	78 Louisville (A)	90
63 Alabama (A)	61	59 Auburn (A)	67	94 Stetson (A)	64	88 Memphis State (H)	80
61 Valdosta State (A)	56	61 Miami (H)	60	112 Miami (A)	96	107 W. Kentucky (N)	87
73 Stetson (H)	57	85 Tulane (A)	87	1970-71—Won 17, Lost 9 (.654)		66 Wake Forest (N)	48
82 Centenary (H)	68	42 Memphis State (A)	46	80 Texas (A)	78	92 Indiana State (N)	93
73 Phillips 66 Oilers (H)	68	81 Jacksonville (H)	70	106 Biscayne (H)	70	84 Wisc.-Milw. (N)	82
70 Miami (A)	99	71 Marshall (H)	77	125 South Dakota (H)	65	99 Texas A&M (N)	79
80 Tampa (A)	58	68 Georgia Tech (H)	75	117 Southern Mississippi (N)	84	74 Houston (A)	79
1963-64—Won 11, Lost 14 (.444)		109 Tampa (H)	72	108 Jacksonville (A)	114	65 Virginia Tech (N)	80
55 Florida (A)	78	55 Memphis State (H)	51	111 Valdosta State (H)	63	92 Georgia Southern (N)	89
69 Auburn (H)	67	68 Jacksonville (A)	67	85 So. California (N)	94	94 South Florida (A) (OT)	95
53 Alabama (A)	62	100 Tulane (H)	90	64 Miami (Ohio) (N)	67	73 South Illinois (A)	77
81 Rice (A)	102	84 Florida Southern (A)	76	95 Pan American (A)	90	78 Jacksonville (H)	74
60 Texas Christian (A)	66	75 Florida (H)	90	95 Arizona (H)	85	90 New Mexico (H)	71
107 Tampa (H)	61	84 Georgia Tech (A)	102	101 Pepperdine (H)	82	91 Canisius (H)	74
91 Tulsa (H)	76	87 Tampa (A)	84	114 Miami (H)	106	118 South Florida (H)	84
53 Air Force (N)	78	90 Miami (A)	110	96 Manhattan (H)	68	89 Jacksonville (A)	113
85 Manhattan (N)	81	1967-68—Won 19, Lost 8 (.704)		69 Tulane (A)	88	85 North Carolina (N)	104
65 Richmond (A)	69	90 Fla. Presbyterian (A)	66	122 Samford (H)	79	105 South Alabama (H)	63
72 Virginia Military (A)	83	59 Ohio State (A)	76	78 Stetson (H)	71	86 Fairleigh Dickinson (H)	58
80 Miami (H)	78	87 Florida (H)	95	67 Georgia Tech (H)	85	96 South Alabama (A)	91
91 Memphis State (H)	90	104 Samford (H)	89	65 Jacksonville (A)	83	1974-75—Won 18, Lost 8 (.692)	
64 Georgia (H)	63	58 Marquette (A)	78	82 California-Irvine (H)	69	81 Valdosta State (H)	74
50 Florida (H)	52	130 Louisiana State (N)	100	98 Wisconsin-Milw. (H)	61	72 Illinois State (H)	70
59 Auburn (A)	63	114 Richmond (H)	91	81 Georgia Tech (A)	76	90 Marshall (H)	63
95 Alabama (H)	77	87 Rutgers (H)	77	113 Georgia Southern (A)	81	69 Memphis State (A)	70
57 Furman (H)	48	94 Geo. Washington (A)	69	79 Jacksonville (H)	90	75 Louisville (H)	84
72 Centenary (A)	79	67 Evansville (A)	76	61 North Carolina (A)	70	96 Cal. State-Bakersfield	66
72 Memphis State (A)	84	96 Citadel (A)	75	74 Florida Southern (A)	66	67 Ohio University (H)	60
73 Georgia Tech (A)	77	111 Stetson (H)	81	94 Miami (A)	100	69 Purdue (N)	66
101 Jacksonville (H)	77	122 Miami (H)	93	1971-72—Won 27, Lost 6 (.818)		61 Louisville (A)	79
80 Stetson (A)	60	92 Jacksonville (H)	79	112 Oglethorpe (H)	69	107 Eastern Kentucky (H)	75
80 Miami (A)	82	73 Georgia Tech (A)	57	96 Eastern Kentucky (H)	83	104 Wisconsin-Milw. (H)	62
70 Georgia (A)	85	109 Hofstra (H)	71	90 Stetson (N)	84	68 Biscayne (A)	59
1964-65—Won 16, Lost 10 (.620)		81 Valdosta State (H)	71	90 Jacksonville (A)	83	71 South Florida (A)	77
81 Valdosta State (H)	57	80 North Carolina (A)	86	134 Valdosta State (H)	65	107 Hofstra (H)	71
76 Virginia Military (H)	72	110 East Carolina (H)	100	(10) Hawaii (A) (Forfeit)	(30)	95 Biscayne (A)	85
68 Auburn (A)	92	93 Citadel (H)	50	76 Hawaii (A)	81	75 Canisius (A)	81
73 Alabama (A)	76	104 Florida Southern (H)	82	85 Washington (N)	77	78 New Mexico (A) (OT)	84
51 Florida (H)	50	106 Jacksonville (A)	65	73 Oregon State (N)	72	111 UT-Chattanooga (H)	70
56 Oklahoma State (N)	60	64 Florida (A)	89	85 Washington State (N)	61	63 Jacksonville (H)	55
82 Baylor (N)	64	72 Georgia Tech (H)	67	88 Denver (N)	70	101 Georgia Southern (N)	77
43 Tennessee (N)	65	72 Stetson (A)	60	63 St. Louis (N)	62	81 Georgia State (H)	72
74 Tulsa (A)	72	84 Miami (A)	96	106 E. Tennessee State (H)	63	71 Jacksonville (A)	76
44 DePaul (N)	52	69 East Tenn. State (A)	79	96 Mercer (H)	78	104 Georgia Southern (H)	71
77 Creighton (N)	85	*NCAA Mid East Regionals		86 Houston (H)	79	91 Mercer (H)	68
81 Rice (N)	56	1968-69—Won 18, Lost 8 (.692)		105 South Alabama (H)	72	77 South Florida (H)	64
64 Georgia (A) (OT)	55	120 Valdosta State (H)	75	71 Georgia Tech (A)	69	54 Stetson (A)	63
67 Miami (H)	66	111 Miami (A)	84	72 Jacksonville (H)	84	1975-76—Won 21, Lost 6 (.778)	
74 Memphis State (H)	61	93 Jacksonville (A)	88	84 Florida Southern (H)	63	90 Rollins (H)	47
72 Georgia Tech (H)	65	74 Virginia Tech (A)	77	109 Pan American (H)	83	65 Eastern Kentucky (A)	59
58 Auburn (H)	55	78 Louisville (A)	79	86 Houston (A)	94	59 Indiana (A)	83
66 Alabama (H)	75	70 Southern California (H)	68	104 South Alabama (A)	81	81 Stetson (H)	71
62 Duquesne (H)	58	86 Ohio State (H)	93	94 Tulane (H)	84	109 Palm Beach Atlantic (H)	52
81 Memphis State (A)	70	104 New Hampshire (H)	52	108 Georgia Tech (H)	50	78 South Florida (N)	71
97 Jacksonville (H)	74	68 Jacksonville (A)	76	70 Jacksonville (A)	61	72 Alabama (N)	76
76 Georgia Tech (A)	77	97 Tulane (A)	94	49 Stetson (A)	47	54 Washington (N)	69
71 Tampa (A)	64			94 Biscayne (A)	66		

75 Oregon State (N)	78	97 Missouri (H)	64	112 Minnesota (H)	91	1981-82—Won 11, Lost 17 (.393)	
84 Colorado State (N)	54	75 Cincinnati (A)	77	67 Western Kentucky (A)	65	81 Florida A&M (H)	67
88 Western Kentucky (H)	80	71 Tulane (A)	56	108 Tulane (N)	97	67 Georgia (H)	70
77 Jacksonville (A)	57	74 Minnesota (A)	88	75 St. Louis (A)	73	94 Jacksonville (N)	93
107 Baptist College (H)	54	87 Tulane (A)	85	84 South Florida (H)	69	67 South Florida (N)	82
100 Memphis State (H)	79	85 Fairleigh Dickinson (H)	43	74 Memphis State (A)	69	80 Jacksonville (H)	83
76 South Florida (A)	72	103 Tulane (H)	85	79 Tulane (A)	80	65 Florida (N)	81
110 Southwestern La. (H)	70	76 Cincinnati (H)	66	82 South Carolina-Aiken (H)	74	76 Auburn (H)	77
66 Georgia State (A)	58	70 Louisville (A)	66	64 Marquette (A)	74	82 South Carolina (A)	77
80 Illinois State (A)	58	88 St. Louis (A)	75	77 Virginia Tech (H)	79	76 UNC-Charlotte (N)	73
80 Illinois State (A) (OT)	82	56 South Alabama (H)	58	73 Louisville (A)	79	79 Dayton (A)	93
88 South Florida (H)	62	72 St. Louis (A)	68	54 Cincinnati (A)	52	57 Louisville (A)	79
109 Illinois State (H)	81	95 Memphis State (A)	89	73 Auburn (H)	69	63 Memphis State (A)	90
85 Madison (A)	65	89 Memphis State (H)	82	*55 Memphis State (H)	54	82 Florida (H)	67
74 Jacksonville (H)	65	79 UNC-Charlotte (A)	68	77 Cincinnati (H)	74	75 St. Louis (A)	74
92 Georgia State (H)	70	81 Louisville (H)	70	85 Florida Southern (A)	78	69 Virginia Tech (A)	65
108 Valdosta State (H)	61	78 Georgia Tech (H)	72	71 St. Louis (A)	69	89 St. Louis (H)	73
90 Mercer (H)	76	85 Georgia Tech (A)	82	64 Jacksonville (A)	55	101 St. Leo (H)	74
88 Southwestern La. (A)	65	80 Oral Roberts (A)	76	86 Cleveland State (H)	83	79 Jacksonville (A)	80
81 Dayton (A)	95	71 Georgia Tech (A)	69	89 Alabama-Birmingham (H)	87	71 Louisville (H)	65
1976-77—Won 16, Lost 11 (.592)		93 Louisville (A)	94	75 Virginia Tech (A)	78	53 Tulane (A)	66
70 Toledo (N)	66	76 Kentucky (A) (NCAA)	85	85 Tulane (A)	63	61 Tulane (H)	62
92 Clemson (A)	108	1978-79—Won 18, Lost 10 (.642)		79 Cincinnati (A)	69	60 Memphis State (H)	62
109 Missouri Western (H)	80	116 Eckerd (H)	71	72 Louisville (A)	81	83 Cincinnati (A)	84
97 Austin Peay (H)	86	70 Western Kentucky (H)	59	94 Toledo (NCAA) (A)	91	84 South Carolina (H)	87
63 Missouri (A)	65	71 Auburn (A)	70	78 Kentucky (NCAA) (A)	97	76 Virginia Tech (H)	77
94 Santa Clara (N)	80	68 Florida (H)	61	*Forfeit		71 Cincinnati (H)	73
87 San Francisco (A)	93	106 Florida Southern (H)	95	1980-81—Won 17, Lost 11 (.607)		54 Tulane (N)	49
71 Army (N)	72	80 Dayton (A)	77	57 Central Florida (H)	41	73 Louisville (N)	97
76 Vermont (A)	67	57 Penn State (N)	64	66 Minnesota (A)	79	1982-83—Won 14, Lost 14 (.500)	
75 Louisville (A)	78	85 Alabama-Birmingham (A)	66	59 Jacksonville (H)	57	92 St. Leo (H)	54
93 Western Kentucky (A)	73	68 Jacksonville (A)	71	74 Florida (N)	81	68 Auburn (A)	78
83 Troy State (H)	69	96 Georgia Southern (N)	83	74 Auburn (A)	78	81 Florida A&M (H)	79
69 Madison (H)	66	78 Old Dominion (A)	80	68 Missouri (N)	64	77 South Florida (N)	90
75 Memphis State (A)	81	60 Tulane (A)	74	64 Georgia (N)	62	81 Jacksonville (N)	66
97 South Florida (A)	84	61 St. Louis (A)	59	78 South Carolina (N)	80	63 Florida (H)	84
115 South Alabama (H)	86	93 Memphis State (A)	86	84 Memphis State (H)	66	74 Pittsburgh (H)	75
70 Jacksonville (A)	77	65 Louisville (H)	67	79 Cincinnati (A)	77	85 San Diego State (A)	89
65 N.C.-Charlotte (H)	76	79 Georgia Tech (H)	73	87 Baptist College (H)	70	96 Tulsa (N)	80
66 Mercer (A)	65	71 George Washington (A)	68	70 Virginia Tech (A)	80	74 New Mexico (A)	71
139 Baptist (H)	72	80 Cincinnati (A)	77	78 Louisville (A)	98	61 Jacksonville (A)	60
57 Kentucky (A)	97	89 Tulane (H)	84	59 Jacksonville (A)	50	69 Louisville (H)	96
87 Stetson (A)	80	71 Louisville (A)	84	79 Tulane (H)	61	84 Southern Mississippi (H)	82
76 Dayton (A)	71	84 Jacksonville (H)	81	82 Florida (A)	71	69 Virginia Tech (A)	70
76 Jacksonville (H)	71	61 South Alabama (A)	78	74 Tulane (A)	68	86 Cincinnati (H)	78
103 South Florida (H)	72	73 Georgia Tech (A)	75	71 St. Louis (A)	72	71 Southern Mississippi (A)	65
91 Oral Roberts (H)	87	64 St. Louis (H)	79	73 Louisville (H)	82	90 South Carolina (A) OT	85
72 Georgia Tech (H)*	67	78 Cincinnati (H)	87	70 St. Louis (H)	87	48 Cincinnati (A)	63
*Metro Tournament		90 Memphis State (H)	92	79 Cincinnati (H)	57	63 Louisville (A)	89
1977-78—Won 23, Lost 6 (.793)		101 Tulane (A)	94	80 Virginia Tech (H)	76	83 Jacksonville (H)	74
83 Rollins (H)	59	35 Memphis State (A)	94	70 South Carolina (A)	63	79 Tulane (H) 2 OT	80
110 Troy State (H)	82	60 Virginia Tech (A)	68	92 Florida A&M (H)	79	82 Virginia Tech (H)	78
90 St. Leo (H)	49	1979-80—Won 22, Lost 9 (.709)		80 Memphis State (A)	78	79 New Mexico (H)	77
76 South Florida (A)	67	101 Florida A&M (H)	63	81 Marquette (N)	78	74 Memphis State (H)	72
94 Seton Hall (A)	63	76 Jacksonville (H)	77	84 St. Louis (N)	77	76 South Carolina (H)	79
100 Texas A&M (A)	77	89 South Florida (A)	71	57 Cincinnati (N)	58	67 Memphis State (A)	94
82 Navy (A)	55	87 Florida (N)	70			66 Tulane (A)	71
						74 Memphis State (N)	84

World's Longest Shot? It happened right here!

89'3"!

January 21, 1980 was the date. The place? Florida State's Old Tully Gym. With 10 seconds left in a see-saw battle between the Seminoles and Virginia Tech, FSU head coach Joe Williams called a timeout. His team had the ball with the score deadlocked at 77-77. At the very worst, a missed shot would send the game into overtime.


The Seminoles inbounded the ball and held it until three seconds showed on the clock. A shot was taken but missed the mark. Down on the baseline, Tech's Les Henson scooped up the errant shot. The lefthander heaved the ball through the air toward the goal at the other end of the court—with his right hand. The ball hit nothing but net 89 feet, 3 inches later and the Gobblers had themselves a 79-77 win. The feat is duly recorded in the Guinness World Book of Records.



ALL TIME LETTERMEN

-A-	-E-	Long, Charlie	Royals, Horace, 1970-71
Abraham, Ansley, 1974-75	Eason, Michael, 1965-66	Loucks, Donald, 1947-48	-S-
Adams, Arthur, 1949	Edwards, Sherwood	Lovell, Bobby	Samuel, Greg, 1970
Albertson, Bob	Ek, Bob, 1960, 61, 62, 63	Lovelle, Benny, 1976, 77, 78	Savage, Jr., James
Alford, Don	Elizy, Vernell, 1969-70	-M-	Schull, Gary, 1962-63
Allen, Herbert	Fairchild, Charles	Macklin, Kenneth, 1968-69	Shirley, Jerry
Amick, John	First, Robert	Macomber, Darryl, 1969-70	Simmons, James, 1974-75
Anderson, Kris, 1976, 77, 78, 79	Forkay, Russell, 1965-66	Mahoney, Dave	Smalls, Wayne, 1976-77
Arnold, Granville, 1983	Fryer, Artie	Malmen, Ronald, 1965-66	Speights, David, 1982, 83
Arnold, Rodney, 1979, 1980, 81	-G-	Mann, Hank, 1974-75	Stewart, Darryle, 1965-66
Artmeier, Richard, 1952, 53, 54, 55	Garcia, Thomas	Marsee, Bud, 1950, 51, 52	Stitt, Cyril, 1974-75
Ashworth, Rufus	Garnett, Rowland, 1971-72	Martello, Vince, 1983	Stolson, Galen, 1965-66
Austin, Kenneth	Gay, Arry, 1969, 70, 71	Maxwell, Hosey	Strom, Larry, 1957
-B-	Gies, Jan, 1968, 69, 70	McCrary, Benjamin, 1947	Swain, Ray
Barrow, Tim, 1966, 67, 68, 69	Gilbert, Mark	McCrary, Lawrence, 1973-74	-T-
Bates, Don	Glenn, Bill, 1963, 64, 65, 66	McHone, Morris	Thompson, David
Benjamin, Lee, 1948-49	Glover, Roy, 1969-70	McLaughlin, Tom	Tookes, Pernell, 1978, 1979, 80, 81
Biggs, Donald	Gordon, Duane	Menaocot, Nick, 1959	Towey, Jim, 1974, 75, 76, 77
Bloodworth, John, 1965-66	Gosink, Jim, 1969-70	Miles, Bobby, 1982, 83	Trammell, Jeffrey
Boltz, Daniel, 1967-68	Grady, Greg, 1972, 73, 74, 75	Moore, Larry, 1967-68	Trobaugh, Dick
Boyd, Bruce, 1974-75	Gregory, Stu	Moorehead, Jon	Twoomey, Fred
Bozeman, James, 1979, 80, 81	Guckenberger, Buzz, 1955, 59, 60, 61	Morison, Bruce, 1965-66	-W-
Brennan, John, 1975	Guemple, John	Morrison, 1966-67	Waits, Robert
Brodie, Mark, 1974-75	-H-	Myrick, Maurice, 1982, 83	Wallace, Jim, 1962, 63, 64, 65
Brown, Murray, 1976, 77, 78, 79	Harris, Eugene	-N-	Walls, Kevin
Brownyard, Dave, 1972	Harris, Ron, 1969-70	Nemergut, James, 1970	Watson, Ronald, 1982, 83
Burke, Dennis, 1972	Harrison, John, 1973, 74, 75	Nemergut, Ron, 1970-71	Werneke, Paul, 1952-53
Burst, Thomas, 1952-53	Hartman, Bob, 1950-51	Nettles, Ronald, 1948-49	Westhafer, Joseph
Burt, John, 1969-70	Henry, Don	Nissalke, Tom	Wiggins, Mitchell, 1982, 83
Bush, Ken, 1968-69	Hewett, Ted	-O-	Wilkes, Scott, 1982, 83
Byrd, Carlton, 1974, 75, 76	Hilaman, Sheldon, 1947-48	Oler, James	William, Tony, 1982, 83
-C-	Hilsmier, Don	O'Steen, William	Williams, Bob
Cable, Randy, 1967, 68, 69, 70	Hogan, Jeff, 1965, 66, 67, 68	-P-	Williams, Ernest
Calvin, Jim, 1971-72	Holder, Alvin	Parker, William, 1947-48	Williams, Willie, 1968-69
Campbell, Rick, 1968-67	Holland, William	Parker, Dennis	Williamson, Dennis
Casteel, Robert, 1958, 59, 60	Huge, Cal	Parks, Bobby, 1978, 79, 80, 81	Wold, Gary
Chassee, Richard, 1975-76	-J-	Patton, Wayne, 1954-55	Woodard, Wayne, 1974-75
Clyde, Benny, 1972-73	Jackson, Tony, 1976, 77, 78, 79	Patey, James, 1947-48	Woodward, Freddie
Cole, Otis, 1973-74	Jacoby, Leroy, 1955, 56, 57, 58	Peacock, William, 1962-63	Worthington, Douglas
Collinsworth, Greg, 1978, 78, 80, 81	Johnson, Michael, 1962, 63	Pence, Robert	Wright, William, 1971-72
Comparato, Robert	Johnson, Otis, 1972-73	Peters, David	Wurshah, Ed
Coogle, Faurest	-K-	Petty, Otto, 1969, 1970, 72	Wyman, Jr., Orlando, 1948, 49, 50
Cotton, Bill, 1960-61	Kaboord, Mark	Phillip, Raphael, 1982, 83	-Y-
Cowens, David, 1968, 69, 70	Kendall, Richard	Phillips, William, 1965-66	Young, Ed, 1979, 80, 81
Cundy, Tom	Kimrey, Lannie, 1968-69	Porter, Tom, 1967-68	Young, Edward
-D-	King, Edward, 1967, 68, 69, 70	Powell, Ben, 1953, 54, 55, 56	
Danford, Richard, 1963, 64, 65, 66	King, Ron, 1970-71	Powers, Fred	-R-
Davis, Harry, 1976-77	Krazert, William	Raesves, Ed	Reynolds, Carl, 1969
Davis, Mack	Kuhl, Donnie, 1976, 77, 78, 79	Rhoney, Mike, 1965-66	Richardson, Jimtom, 1951-52
Deackie, Bert	Kundid, Michael, 1975	Richter, John	Rischer, Louis, 1950, 51, 52
Dellahan, Thomas	-L-	Rischo, Peter, 1965-66	Rogers, Peter, 1965-66
Depalmer, Michael	Laird, Steve, 1972-73	Rolle, Elvis, 1979, 80, 81	Ross, David, 1966-67
Depathy, Bob, 1967-68	Lanigan, Robert, 1947		
Dillard, Mickey, 1978, 79, 80, 81	Leakey, Ken, 1965-66		
Doyle, Kenneth	Leitch, Colin, 1965-66		
Duarte, Michael			
Dunovan, Thomas			
Durham, Hugh			

All Lettermen who have not been receiving information on the FSU Athletic Lettermen Club, please contact Dr. Edward A. Farnald, President, FSU Lettermen Club, Room 316 Bellamy Building, Florida State University, Tallahassee, Florida 32306 (904.644.2007).



THE METRO CONFERENCE

Eight years ago, the Metropolitan Collegiate Athletic Conference was the new kid on the block.

Now, known simply as the Metro to fans, friends and foes alike, it boasts the 1979-80 NCAA basketball champion Louisville Cardinals and continues to be one of the nation's top basketball conferences.

Former commissioner Larry Albus envisioned the league while he was athletic director at St. Louis University. His dream became a reality in June of 1975 when six schools—Cincinnati, Georgia Tech, Louisville, Memphis State, St. Louis and Tulane—announced they had officially formed the conference.

In 1976, it was expanded to bring Florida State into the fold. When Georgia Tech relinquished its membership after the 1977-78 season, the league wasted no time in filling the void with Virginia Tech. A stronger Southern Mississippi program replaced St. Louis in 1981 and the conference expanded to eight teams late last year with the addition of South Carolina.

Metro schools have played an active role in national post season tournaments the last seven years, sending a pair of teams to the NCAA basketball tourney six of those seven years and three teams in 1980—Cincinnati and Memphis State in 1976, Louisville and Cincinnati in 1977, Florida State and Louisville in 1978, Virginia Tech and Louisville in 1979, Florida State, Virginia Tech and national champion Louisville in 1980, Louisville in 1981, and Louisville and Memphis State in 1982 and 1983. In addition, the Metro had representatives at the NIT in 1976 (Louisville), 1977 (Memphis State) and 1982 (Tulane and Virginia Tech).

Under the leadership of commissioner Steve Hatchell, the Metro conducts a post-season tournament every year to determine its representative to the NCAA tourney. The 1983-84 tourney will be played March 9-11 in Memphis, Tn. Louisville is the defending champion.

FINAL 1982-83 METRO CONFERENCE STATISTICS

TEAM STATISTICS

OFFENSIVE SCORING AVERAGE

Rk.	Team	G	FG	FT	Pts.	Avg.
1	VT	34	1055	493	2603	76.6
2	FSU	28	826	470	2122	75.8
3	MSU	31	897	553	2347	75.7
4	UL	36	1066	520	2654	73.7
5	USM	28	813	331	1957	69.9
6	UC	28	762	377	1904	68.0
7	TU	31	828	419	2075	66.9

AVERAGE REBOUND MARGIN

Rk.	Team	G	Off.	Def.	Mar.
1	UL	36	36.7	32.8	+3.9
2	MSU	31	36.3	32.5	+3.8
3	TU	31	32.0	29.0	+3.0
4	USM	28	32.6	31.6	+1.0
5	UC	28	37.4	36.4	+1.0
6	FSU	28	34.2	34.1	+0.6
7	VT	34	33.2	34.6	-1.4

DEFENSIVE SCORING AVERAGE

Rk.	Team	G	FG	FT	Pts.	Avg.
1	TU	31	800	233	1833	59.1
2	UL	36	940	409	2291	63.6
3	MSU	31	831	348	2010	64.8
4	VT	34	888	521	2297	67.6
5	USM	28	772	353	1897	68.1
6	UC	28	771	406	1949	69.6
7	FSU	28	845	473	2163	69.6

REBOUND AVERAGE

Rk.	Team	G	No.	Avg.
1	UC	28	1046	37.4
2	UL	36	958	34.2
3	MSU	31	1126	36.3
4	FSU	28	958	34.2
5	VT	34	1130	33.2
6	USM	28	913	32.6
7	TU	31	992	32.0

LOWEST TURNOVERS

Rk.	Team	G	No.	Avg.
1	UC	28	374	13.3
2	TU	31	421	13.5
3	USM	28	390	13.9
4	UL	36	528	14.6
5	VT	34	520	15.3
6	MSU	31	491	15.8
7	FSU	28	448	16.0

AVERAGE SCORING MARGIN

Rk.	Team	G	Off.	Def.	Mar.
1	MSU	31	75.7	64.8	+10.9
2	UL	36	73.7	63.6	+10.1
3	VT	34	76.6	67.6	+9.0
4	TU	31	66.9	59.1	+7.8
5	USM	28	69.9	68.1	+1.8
6	FSU	28	75.8	77.3	-1.5
7	UC	28	68.0	69.6	-1.6

FIELD GOAL PERCENTAGE

Rk.	Team	G	FG	FGA	Pct.
1	MSU	31	897	1712	.524
2	UL	36	1066	2082	.512
3	VT	34	1055	2097	.503
4	TU	31	828	1653	.501
5	USM	28	813	1681	.484
6	FSU	28	826	1716	.481
7	UC	28	762	1757	.434

HIGHEST STEALS


Rk.	Team	G	No.	Avg.
1	FSU	28	237	8.4
2	VT	34	278	8.1
3	USM	28	208	7.4
4	UL	36	258	7.1
5	TU	31	198	6.3
6	MSU	31	188	6.1
7	UC	28	126	4.5

FREE THROW PERCENTAGE

Rk.	Team	G	FT	FTA	Pct.
1	MSU	31	553	743	.744
2	FSU	28	470	653	.719
3	TU	31	419	584	.717
4	USM	28	331	466	.710
5	VT	34	493	696	.708
6	UL	36	520	758	.686
7	UC	28	377	553	.682

ASSISTS

Rk.	Team	G	No.	Avg.
1	VT	34	561	16.5
2	UL	36	573	15.9
3	TU	31	481	15.5
4	MSU	31	432	13.9
5	FSU	28	353	12.6
6	USM	28	346	12.4
7	UC	28	313	11.2



1982-83 METRO CONFERENCE STANDINGS

	LEAGUE*			OVERALL		
	W	L	Pct.	W	L	Pct.
Louisville	12	0	1.000	32	4	.889
Tulane	7	5	.583	19	12	.613
Virginia Tech	7	5	.583	23	11	.676
Memphis State	6	6	.500	23	8	.742
Florida State	5	7	.417	14	14	.500
Southern Miss	3	9	.250	14	14	.500
Cincinnati	1	11	.083	11	17	.393

*Regular season games only; does not include Metro Tournament games.

1982-83 METRO ALL CONFERENCE TEAM

FIRST TEAM						
Name	Pos.	Ht.	Yr.	School	Pts.	Rebs.
Rodney McCray	F	6-7	Sr.	Louisville	11.6	8.8
Keith Lee	F	6-10	So.	Memphis State	18.8	10.8
Mitchell Wiggins	G	6-4	Sr.	Florida State	22.9	8.2
Paul Thompson	F	6-6	Sr.	Tulane	17.6	7.5
Dwight Jones	C	6-8	Sr.	Cincinnati	16.8	10.2
SECOND TEAM						
Name	Pos.	Ht.	Yr.	School	Pts.	Rebs.
Lancaster Gordon	G	6-3	Jr.	Louisville	13.2	3.4
Milt Wagner	G	6-5	So.	Louisville	14.0	2.7
Curtis Green	G	6-1	Jr.	Southern Miss.	17.0	3.0
Bobby Parks	F	6-5	Jr.	Memphis State	15.4	7.1
Bobby Beecher	C	6-9	Fr.	Virginia Tech	13.3	6.5

Player of the Year—Rodney McCray (Louisville)
Freshman of the Year—Bobby Beecher (Virginia Tech)
Coach of the Year—Denny Crum (Louisville)

INDIVIDUAL STATISTICS (All Games)

SCORING

Rk.	Player	Team	G	FG	FT	Pts.	Avg.
1	Mitchell Wiggins	FSU	24	216	112	554	22.7
2	Keith Lee	MSU	31	220	141	581	18.7
3	Paul Thompson	TU	31	219	105	543	17.5
4	Dwight Jones	UC	28	184	104	472	16.9
5	Curtis Green	USM	28	199	70	468	16.7
6	Perry Young	VT	34	213	122	548	16.1
7	Bobby Parks	MSU	31	177	134	488	15.7
8	Del Curry	VT	32	198	68	464	14.5
9	Milt Wagner	UL	36	227	61	517	14.4
10	Vince Martello	FSU	22	122	63	307	13.9

REBOUNDING

Rk.	Player	Team	G	No.	Avg.
1	Keith Lee	MSU	31	336	10.8
2	Dwight Jones	UC	28	284	10.1
3	Rodney McCray	UL	36	304	8.4
4	Mitchell Wiggins	FSU	24	196	8.2
5	Paul Thompson	TU	31	230	7.4
6	Carl Mitchell	USM	28	198	7.1
7	Charles Jones	UL	36	247	6.9
8	Bobby Parks	MSU	31	214	6.9
9	Myran Hughes	UC	28	192	6.9
10	Derek Phillips	MSU	31	202	6.5

ASSISTS

Rk.	Player	Team	G	No.	Avg.
1	Tony William	FSU	28	156	5.5
2	Al Young	VT	34	138	4.0
3	Andre Turner	MSU	31	127	4.0
4	Daryl Moreau	TU	31	117	3.7
5	Larry Boyd	USM	28	101	3.6
6	Scooter McCray	UL	36	125	3.5
7	Rodney McCray	UL	36	121	3.4
8	Del Curry	VT	32	107	3.3
9	Curtis Green	USM	28	93	3.3
10	Junior Johnson	UC	28	93	3.3

FIELD GOAL PERCENTAGE

Rk.	Player	Team	G	FG	FGA	Pct.
1	Derek Phillips	MSU	31	102	171	.596
2	Bobby Parks	MSU	31	177	298	.594
3	Rodney McCray	UL	36	152	259	.587
4	James Williams	USM	26	103	178	.579

5	Bobby Beecher	VT	34	180	316	.570
6	Charles Jones	UL	36	134	243	.551
7	Curtis Wallace	TU	31	77	140	.550
8	Al Young	VT	34	108	197	.548
9	Kenny Dailey	USM	28	87	159	.547
10	Michael Johnson	FSU	28	93	173	.538

FREE THROW PERCENTAGE

Rk.	Player	Team	G	FT	FTA	Pct.
1	Bobby Beecher	VT	34	73	80	.913
2	Del Curry	VT	32	68	80	.850
3	Phillip Haynes	MSU	31	89	108	.824
4	Keith Lee	MSU	31	141	172	.819
5	Paul Thompson	TU	31	105	132	.795
6	Curtis Green	USM	28	70	89	.787
7	Granville Arnold	FSU	27	57	74	.770
8	Vince Martello	FSU	22	57	74	.770
9	Lancaster Gordon	UL	36	76	99	.768
10	Mitchell Wiggins	FSU	24	112	147	.762

BLOCKED SHOTS

Rk.	Player	Team	G	No.	Avg.
1	Keith Lee	MSU	31	96	3.1
2	Charles Jones	UL	36	82	2.2
3	Bobby Beecher	VT	34	56	1.6
4	Scooter McCray	UL	36	57	1.5
5	John Williams	TU	31	37	1.2
6	Paul Thompson	UL	36	40	1.1
7	Carl Mitchell	USM	28	31	1.1
8	Rodney McCray	UL	36	30	.8
9	Dwight Jones	UC	28	24	.8
10	Kenny Dailey	USM	28	21	.7

STEALS

Rk.	Player	Team	G	No.	Avg.
1	Tony William	FSU	28	75	2.6
2	Andre Turner	MSU	31	74	2.3
3	Curtis Green	USM	28	58	2.0
4	Mitchell Wiggins	FSU	24	50	2.0
5	Del Curry	VT	32	58	1.8
6	Lancaster Gordon	UL	36	62	1.7
7	Al Young	VT	34	55	1.6
8	Larry Boyd	USM	28	37	1.3
9	Reggie Steppe	VT	34	43	1.2
10	Paul Thompson	TU	31	39	1.2

METRO TOURNAMENT STATISTICS

1983 METRO TOURNAMENT RESULTS

First Round (Attendance 9,788)

Memphis State	84	Florida State	74
Virginia Tech	79	Southern Miss	68
Tulane	80	Cincinnati	65

Semifinals (Attendance 15,527)

Louisville	71	Memphis State	68
Tulane	79	Virginia Tech	73

Championship (Attendance 10,310)

Louisville	66	Tulane	51
------------	----	--------	----

COMPOSITE METRO TOURNAMENT STANDINGS

Team	W-L	Pct.	Tourn	Semis	Finals	Titles	2nd
Louisville	11-4	.773	8	8	5	4	1
Virginia Tech	6-4	.600	5	4	1	1	0
Cincinnati	8-6	.571	8	4	3	2	1
Memphis St.	9-7	.563	8	7	2	1	1
Florida State	7-7	.500	7	5	3	0	3
Tulane	2-8	.250	8	1	1	0	1
Southern Miss	0-1	.000	1	0	0	0	0
*Georgia Tech	4-3	.571	3	3	1	0	1
*St. Louis	0-7	.000	7	0	0	0	0

*No longer members

YEAR-BY-YEAR NCAA RESULTS

(Since the Metro was formed)

- 1976 Notre Dame 79, Cincinnati 78 (1st round)
Pepperdine 87, Memphis State 77 (1st round)
Won 0, Lost 2
- 1977 UCLA 87, Louisville 79, Marquette 66, Cincinnati 51
Won 0, Lost 2
- 1978 Kentucky 85, Florida State 76 (1st round)
Louisville 76, St. John's 68 (1st round)
DePaul 90, Louisville 89, 2 OT (2nd round)
Won 1, Lost 2
- 1979 Virginia Tech 70, Jacksonville 53 (1st round)
Louisville 69, South Alabama 66 (2nd round)
Indiana State 86, Virginia Tech 69 (2nd round)
Arkansas 73, Louisville 62 (regional semifinals)
Won 2, Lost 2
- 1980 Florida State 94, Toledo 91 (1st round)
Virginia Tech 89, Western Kentucky 85, OT (1st round)
Kentucky 97, Florida State 78 (2nd round)
Indiana 68, Virginia Tech 59 (2nd round)
Louisville 71, Kansas State 69, OT (2nd round)
Louisville 66, Texas A&M 55, OT (Midwest regional semifinals)
Louisville 86, LSU 66 (Midwest regional championship)
Louisville 80, Iowa 72 (Final Four Semifinals) Louisville 59, UCLA (Final Four championship)
Won 7, Lost 2
- 1981 Arkansas 74, Louisville 73 (2nd round)
Won 0, Lost 1
- 1982 Memphis State 56, Wake Forest 55 (East regional, 2nd round)
Villanova 70, Memphis State 66, OT
Louisville 81, Middle Tennessee St. 56 (Midwest regional, 2nd round)
Louisville 67, Minnesota 61
Louisville 75, Alabama-Birmingham 68
Georgetown 50, Louisville 46 (Final Four semifinals)
Won 4, Lost 2
- 1983 Memphis State 66, Georgetown 57 (2nd round Midwest)
Houston 70, Memphis State 63 (Midwest regional finals)
Louisville 70, Tennessee 57 (Midwest 2nd round)
Louisville 65, Arkansas 63 (Midwest regional semifinals)
Louisville 80, Kentucky 68 (Midwest regional championship)
Houston 94, Louisville 81 (Final Four semifinals)
Won 4, Lost 2
- NCAA Tournament Record Overall:** Won 18, Lost 15 (since 1975)

ALL-TOURNAMENT TEAMS

- 1976**
Dexter Reed, Memphis State
Pat Cummings, Cincinnati
Bill Cook, Memphis State
Jim Wood, Georgia Tech
Alvin Wright, Memphis State
- 1977**
Gary Yoder, Cincinnati
Bob Miller, Cincinnati
Tico Brown, Georgia Tech
Jim Wood, Georgia Tech
Alvin Wright, Memphis State
- 1978**
Rick Wilson, Louisville
Sammy Drummer, Georgia Tech
Eugene Harris, Florida State
Ricky Gallon, Louisville
Harry Davis, Florida State
- 1979**
Murray Brown, Florida State
Dale Solomon, Virginia Tech
Wayne Robinson, Virginia Tech
Rodney Lee, Memphis State
Darrell Griffith, Louisville
- 1980**
Darrell Griffith, Louisville
Derek Smith, Louisville
Eddie Lee, Cincinnati
Elvis Rolle, Florida State
Poncho Wright, Louisville
- 1981**
Derek Smith, Louisville
Rodney McCray, Louisville
Dale Solomon, Virginia Tech
David Burns, St. Louis
Dwight Jones, Cincinnati
- 1982**
Scooter McCray, Louisville
Rodney McCray, Louisville
Milt Wagner, Louisville
Bobby Parks, Memphis State
Paul Thompson, Tulane

JOHN GUNN OUTSTANDING PLAYER

- 1976—Dexter Reed, Memphis State, Junior
1977—Gary Yoder, Cincinnati, Senior
1978—Rick Wilson, Louisville, Senior
1979—Dale Solomon, Virginia Tech, Freshman
1980—Darrell Griffith, Louisville, Senior
1981—Rodney McCray, Louisville, Sophomore
1982—Keith Lee, Memphis State, Freshman
1983—Rodney McCray, Louisville, Senior

