


The Record Book



THE YEAR IN REVIEW:

1983-84 Results

(Overall: 20-11; Home: 13-3; Away: 5-7; Neutral: 2-1; Metro: 9-6)

FSU	OPP	ATTD	Leading Scorer(s)	Leading Rebounder(s)	
95	Central Florida (H)	56	2,385	18—Arnold, Gipson	7—Gipson
83	Tampa (H)	70	2,010	20—Martello	6—Martello
67	Florida (A)	60	9,171	17—Martello	8—Allen
69	Auburn (H)	76	5,013	20—Martello, Gipson	9—Gipson
76	Jacksonville (H)	63	2,851	18—Martello	6—Shaffer
94	Florida International (H)	75	2,617	30—Gipson	9—Speights
89	Pittsburgh (A)	102	4,386	22—Martello	12—Speights
87	Florida (H)	64	3,942	26—Gipson	8—Gipson
93	Furman (H) (OT)	91	2,029	29—Gipson	13—Martello
68	South Carolina (H)	76	2,906	28—Gipson	6—Martello
83	Southern Mississippi (A)	64	4,652	21—Arnold	8—Arnold, Allen
43	Tulane (A)	50	1,839	14—Shaffer	3—Martello
71	Cincinnati (H)	57	3,712	23—Gipson	8—Allen, Arnold
92	Baptist College (H)	75	2,057	26—Gipson	14—Gipson
71	Louisville (A)	95	16,318	17—Gipson	8—Martello
87	South Carolina (A)	82	5,336	22—Gipson	9—Gipson
75	Southern Mississippi (H)	74	3,714	28—Gipson	5—Martello
78	Louisville (H)	60	6,987	19—Gipson	10—Allen
69	Memphis State (H)	73	7,766	25—Gipson	9—Gipson
47	Jacksonville (A)	56	4,426	21—Gipson	5—Martello, Shaffer
67	Memphis State (A)	75	10,314	20—Gipson	7—Allen
52	Tulane (H)	51	3,033	19—Gipson	4—Martello, Gipson
51	South Florida (A)	53	6,070	17—Gipson	7—Gipson
58	Virginia Tech (H)	57	4,123	15—Martello	13—Gipson
85	Cincinnati (A)	64	2,199	27—Gipson	14—Gipson
93	Virginia Tech (A)	79	6,668	35—Gipson	14—Gipson
82	Monmouth College (H)	55	2,168	27—Gipson	9—Allen
*72	South Carolina (N)	65	10,386	23—Gipson	8—Gipson
*63	Memphis State (A)	65	11,200	18—Gipson	8—Allen
†74	North Carolina State (A) (OT)	71	7,600	18—Allen	7—Martello, Allen
†63	Pittsburgh (N)	66	1,000	16—Martello	9—Martello, Gipson

*Metro Conference Tournament

†National Invitational Tournament

Individual Season Statistics

Name	G-GS	MIN-AVG.	FG-FGA	PCT.	FT-FTA	PCT.	REB-AVG.	PF-D	A	BK	ST	TO	PTS-AVG.
A. Gipson, C	31-31	1086-35.0	260-497	.523	106-173	.613	208-6.7	74-0	19	55	21	47	626-20.2
V. Martello, F	31-31	956-30.8	180-322	.559	67-86	.779	172-5.5	82-2	63	6	32	53	427-13.8
D. Shaffer, G	31-31	1025-33.1	132-230	.574	44-61	.721	106-3.4	83-4	146	9	70	104	308-9.9
R. Allen, F	30-29	879-29.3	109-211	.517	37-73	.507	148-4.9	99-6	6	23	25	35	255-8.5
T. William, G	28-27	996-35.6	103-201	.512	30-44	.682	60-2.1	78-3	215	2	62	131	236-8.4
G. Arnold, F	31-1	415-13.4	55-102	.539	85-101	.842	76-2.5	37-0	25	2	17	27	195-6.3
M. Myrick, G	30-1	333-11.1	43-91	.473	20-30	.667	69-2.3	44-0	23	5	17	30	106-3.5
D. Speights, F	21-0	180-8.6	21-40	.525	11-18	.611	48-2.3	25-0	9	0	2	21	53-2.5
B. Miles, C	17-0	125-7.3	12-22	.545	8-18	.444	25-1.5	22-0	4	0	1	5	32-1.9
J. Farrar, G	25-4	185-7.4	15-38	.395	10-12	.833	12-0.5	19-1	16	0	12	18	40-1.6
M. Johnson, F	12-0	48-4.0	4-12	.333	6-10	.600	7-0.6	4-0	1	3	1	5	14-1.2
R. Watson, G	4-0	18-4.5	2-3	.667	1-2	.500	2-0.5	1-0	7	0	1	2	5-1.1
Others	3-0	4-1.3	0-0	.000	1-2	.500	0-0.0	1-0	0	0	0	1	1-0.3
						Team	66						
						D'Ball	89						
FSU Totals	31-31	6250-40.3	936-1769	.529	426-630	.676	999-32.2	569-16	534	105	261	477	2298-74.1
						Team	69						
						D'Ball	101						
OPP Totals	31-31	6250-40.3	867-1837	.472	395-602	.656	1025-33.1	587-22	440	59	208	487	2129-68.7

1983-84 STATISTICS

Individual Statistics—Game-By-Game

Opponent	ALLN	ARND	FARR	GIPS	JONS	MART	MLES	MYRK	SHAF	SPGT	WATS	WILL
Central Florida	12/5	18/4	2/0	18/7	4/1	11/2	5/2	4/1	6/2	5/6	DNP	11/3
Tampa	6/2	7/2	DNP	8/5	2/0	20/6	6/4	1/2	17/3	8/4	DNP	8/5
Florida	5/8	0/0	DNP	14/6	DNP	17/7	1/0	2/5	8/0	4/2	DNP	16/7
Auburn	8/6	0/0	DNP	20/9	0/0	20/2	0/0	2/1	9/3	0/0	DNP	10/1
Jacksonville	6/4	2/3	2/0	12/4	DNP	18/4	2/1	2/2	12/6	8/3	DNP	12/3
Florida Intern'l	0/5	12/4	2/1	30/5	2/0	8/4	2/6	6/5	6/2	13/9	3/1	9/2
Pittsburgh	2/1	10/1	0/0	7/4	DNP	22/10	4/1	2/2	12/5	10/12	DNP	20/0
Florida	14/5	4/5	0/0	26/8	DNP	14/4	1/2	6/1	12/2	4/3	DNP	6/5
Furman	5/5	10/4	4/1	29/10	DNP	14/13	2/1	2/3	15/2	0/4	DNP	12/1
South Carolina	6/3	2/3	4/4	28/4	3/3	15/6	INJ	2/2	8/3	0/1	0/1	INJ
Southern Miss	13/8	21/8	0/1	20/3	0/0	15/7	INJ	4/3	8/5	2/0	0/0	INJ
Tulane	0/2	6/0	4/0	10/0	0/1	9/3	INJ	0/2	14/1	0/1	DNP	INJ
Cincinnati	12/7	12/8	2/1	23/7	DNP	9/4	INJ	2/0	8/2	0/1	DNP	3/0
Baptist College	18/6	4/4	8/1	26/14	DNP	14/9	0/0	0/0	13/3	1/0	DNP	8/1
Louisville	8/3	8/4	0/0	17/4	2/2	10/8	2/0	6/4	14/1	4/1	DNP	0/1
South Carolina	5/2	10/4	6/1	22/9	0/0	19/8	0/1	4/0	15/3	0/0	DNP	6/1
Southern Miss	9/4	2/0	0/0	28/3	DNP	20/5	DNP	0/1	12/4	DNP	DNP	7/1
Louisville	16/10	1/2	2/0	19/7	DNP	15/7	0/2	4/2	9/2	1/1	DNP	8/1
Memphis State	6/5	2/0	DNP	25/9	1/0	20/8	DNP	0/4	9/7	DNP	DNP	6/4
Jacksonville	2/2	2/0	0/0	21/3	DNP	6/5	DNP	6/3	6/5	DNP	DNP	2/1
Memphis State	12/7	3/4	0/0	20/5	0/0	8/3	DNP	2/2	10/6	DNP	DNP	12/0
Tulane	10/2	2/1	2/0	19/4	DNP	9/4	0/0	DNP	4/2	DNP	DNP	6/0
South Florida	INJ	0/0	0/0	17/7	DNP	10/3	0/1	0/1	12/4	0/0	DNP	12/0
Virginia Tech	10/4	0/0	0/0	10/13	DNP	15/6	DNP	5/1	10/4	DNP	DNP	8/5
Cincinnati	8/2	9/3	0/0	27/14	DNP	8/2	4/2	12/5	8/5	0/0	DNP	12/3
Virginia Tech	5/2	10/4	0/0	35/14	DNP	12/6	DNP	15/7	6/5	0/0	DNP	10/4
Monmouth College	8/9	10/1	0/0	27/4	0/0	16/5	3/2	4/3	6/3	0/0	2/0	6/1
South Carolina	11/5	0/0	DNP	23/8	DNP	12/5	DNP	6/4	12/2	DNP	DNP	8/3
Memphis State	12/8	13/2	2/0	18/6	DNP	10/0	DNP	2/2	6/3	DNP	DNP	0/0
N.C. State	18/7	4/4	0/2	15/3	DNP	15/7	DNP	2/0	11/6	DNP	DNP	9/4
Pittsburgh	11/7	2/0	DNP	12/9	DNP	16/9	DNP	3/1	10/5	DNP	DNP	9/2

Metro Conference Statistics

Name	G-GS	MIN-AVG.	FG-FGA	PCT.	FT-FTA	PCT.	REB-AVG.	PF-D	A	BK	ST	TO	PTS-AVG.
A. Gipson, C	14-14	519-37.1	124-237	.523	55-82	.671	96-6.9	33-0	10	24	9	24	303-21.6
V. Martello, F	14-14	439-31.4	74-136	.544	36-43	.837	77-5.5	42-1	25	1	12	35	184-13.1
D. Shaffer, G	14-14	481-34.5	58-100	.580	19-25	.760	50-3.6	42-2	61	5	26	36	135-9.6
R. Allen, F	14-13	408-29.1	50-104	.481	17-29	.586	63-4.5	43-4	0	7	16	12	117-8.4
T. William, G	11-10	380-34.5	35-66	.530	8-13	.615	20-1.8	26-2	80	0	22	51	78-7.1
G. Arnold, F	14-0	209-14.9	26-49	.531	36-43	.837	41-2.9	17-0	8	0	14	13	88-6.3
M. Myrick, G	13-1	144-10.3	20-41	.488	16-18	.889	33-2.5	22-0	12	1	7	16	56-4.3
J. Farrar, G	13-4	116-8.9	7-24	.292	6-6	1.000	7-0.5	13-1	14	0	6	8	20-1.5
B. Miles, C	5-0	25-5.0	3-5	.600	0-1	.000	5-1.0	6-0	2	0	0	1	6-1.2
M. Johnson, F	7-0	27-3.9	1-4	.250	4-6	.667	6-0.9	3-0	0	2	0	2	6-0.9
D. Speights, F	9-0	40-4.4	3-8	.429	1-3	.333	5-0.6	7-0	2	0	0	3	7-0.7
R. Watson, G	2-0	12-4.0	0-1	.000	0-0	.000	1-0.5	2-0	5	0	0	2	0-0.0
S. Bakich, G	0-0	0-0.0	0-0	.000	0-0	.000	0-0.0	0-0	0	0	0	0	0-0.0
Team D'Ball							32						
FSU Totals	14	2800-40.0	401-775	.517	198-269	.736	436-31.4	259-10	219	40	112	202	1000-71.4
Team D'Ball							33						
OPP Totals	14	2800-40.0	391-847	.462	175-285	.614	470-33.6	249-8	193	33	94	205	957-68.4

Team and Opponent Highs

	FSU High	FSU Low	Opponent High	Opponent Low
Field Goals	40 vs. Central Florida	17 vs. Jacksonville (2)	41—Louisville (1)	18—Tulane (1)
Field Goal Attempts	73 vs. Furman	35 vs. Jacksonville (2)	82—Southern Miss (1)	26—Tulane (1)
Field Goal Percentage	66.6 vs. Tulane (2)	40.6 vs. S. Carolina (1)	69.2—Tulane (1)	32.9—Southern Miss (1)
Free Throws	29 vs. S. Carolina (2) Virginia Tech (2)	1 vs. Auburn Tulane (1)	31—Memphis State (2)	5—Cincinnati (1) Tulane (2) Monmouth College
Free Throw Attempts	36 vs. Virginia Tech (2)	1 vs. Tulane (1)	44—Memphis State (2)	6—Tulane (2)
Free Throw Percentage	92.8 vs. Southern Miss (1)	54.5 vs. Baptist College	90.3—Pittsburgh	41.7—Tampa
Rebounds	46 vs. Florida Intern'l	10 vs. Tulane (1)	59—Louisville (2)	18—Tulane (1)
Team Fouls	29 vs. Memphis State (2)	11 vs. Tulane (2)	27—Tampa Furman	9—Tulane (2)
Assists	26 vs. North Carolina St.	9 vs. Jacksonville (2)	28—Pittsburgh	4—Jacksonville (1)
Turnovers	25 vs. Central Florida	9 vs. Louisville (2) South Carolina (3)	32—Central Florida	7—Tulane (2)
Blocked Shots	8 vs. Memphis State (3)	1 vs. Three Teams	12—Louisville (1)	0—Ten Teams
Steals	17 vs. Central Florida	3 vs. Tulane (2)	17—Louisville (1)	2—Cincinnati (1) Baptist College Louisville (2)

Individual Season Highs

	Florida State	Opponent
Field Goals	14—Al Gipson vs. Virginia Tech (2)	13—Jimmy Foster, South Carolina (1) Clyde Vaughan, Pittsburgh Charlie Bradley, South Florida
Field Goal Attempts	26—Al Gipson vs. Virginia Tech (2)	22—Dan Faison, Central Florida Dell Curry, Virginia Tech (2)
Free Throws	10—Al Gipson vs. Southern Mississippi (2) Granville Arnold vs. Virginia Tech (2)	13—Keith Lee, Memphis State (2)
Free Throw Attempts	15—Al Gipson vs. Southern Mississippi (2)	18—Jimmy Foster, South Carolina (2) Keith Lee, Memphis State (2)
Points	35—Al Gipson vs. Virginia Tech (2)	38—Clyde Vaughan, Pittsburgh
Rebounds	14—Al Gipson vs. Baptist College vs. Cincinnati (2) vs. Virginia Tech (2)	18—Jimmy Foster, South Carolina (1) Cozell McQueen, North Carolina State
Assists	13—Tony William vs. Monmouth College	9—Billy Culbertson, Pittsburgh
Blocked Shots	5—Al Gipson vs. South Florida	4—Charles Jones, Louisville (1) William Bedford, Memphis State (3)
Steals	7—Dean Shaffer vs. Louisville (1)	6—Charles Jones, Louisville (1)

Florida State Dunks: Gipson (16), Allen (9), Martello (6), Myrick (5), Arnold (3), Speights (2), Shaffer (2), Johnson (1)

1983–84 Florida State Basketball Highlights

The Seminoles finished 20–11, including a third place in the Metro race, and received their first-ever bid to the NIT Tournament. Before FSU bowed out, it had won its first round game against defending champion North Carolina State in Raleigh.

Head coach Joe Williams coached his sixth 20-win team in a 20-year career and his second at Florida State. Williams has also taken nine of his teams to post-season playoff berths. The 20-win season was also Florida State's seventh such in the school's 37-year history.

The team's 52.9 percent field goal accuracy was second best in school history, just missing the all-time mark of 53.2. This squad ranked in the nation's top ten in that category most of the season. Every Seminole starter was over 50 percent; in fact nine of the 12 players were over that mark.

Center Al Gipson took a handful of honors for the season. He was named Newcomer of the Year in the Metro Conference after leading it in scoring (20.7). He was also named to the first team all-conference list as well as the all-tournament team. National publications *Basketball Weekly* and *Basketball Times* both named him their National Junior College Transfer of the Year. *Associated Press* also picked the 6-10 junior to its honorable mention All-American list.

Gipson's leading the conference in scoring marked the third straight year that a player from FSU had won the title. The previous two years, the Houston Rocket's Mitchell Wiggins won the honor.

Point guard Tony William finished fifth in the nation in assists, averaging 7.6 per game as well as leading the Metro Conference. William finished up a three-year career third on the all-time chart with 482 and his 215 for the 1983–84 season was the second highest total ever for a season. Dean Shaffer's 142 was good enough for 11th place.

The Seminoles were ranked number one or two in most every Metro Conference statistical category for the season. FSU led in scoring with Al Gipson (20.7) and assists with Tony William (7.6). It was second in the following categories: assists (Dean Shaffer—4.8), steals (Dean Shaffer and Tony William—2.2), field goal percentage (Shaffer—58.4), and free throw percentage (Granville Arnold—84.2).

Freshman Randy Allen became the first freshman to start under Joe Williams in Tallahassee in his very first collegiate game. Allen, named honorable mention Freshman All-American, made the Metro's All-Freshman team and is FSU's next candidate for the 1,000 point club.

INDIVIDUAL RECORDS

Single Game Records

Points

- 46, Ron King vs. Georgia Southern, 1970-71
- 43, Hugh Durham vs. Stetson, 1956-57
43, Dave Fedor vs. Miami, 1959-60
- 42, Murray Brown vs. Auburn, 1978-79
42, Jim Oler vs. Morningside, 1955-56
- 38, Ham Wernke vs. Tampa, 1952-53
38, Dave Fedor vs. Tampa, 1961-62
38, David Thompson vs. South Alabama, 1976-77
- 37, Dave Fedor vs. Rollins, 1959-60
37, Mitchell Wiggins vs. South Carolina, 1981-82
37, Mitchell Wiggins vs. Florida, 1981-82
37, Mitchell Wiggins vs. Memphis State, 1982-83
- 36, Hugh Durham vs. Georgia, 1958-59
36, Mitchell Wiggins vs. San Diego State, 1982-83
- 35, Ham Wernke vs. Montana State, 1954-55
35, Vernell Ellzy vs. Biscayne, 1970-71
35, Reggie Royals vs. UC-Irvine, 1970-71
35, Benny Clyde vs. Oklahoma City, 1972-73
35, Larry Warren vs. South Alabama, 1973-74
35, Larry Warren vs. South Florida, 1973-74
35, Alton Lee Gipson vs. Virginia Tech, 1983-84

Field Goals Made

- 21, Ron King vs. Georgia Southern, 1970-71
- 17, Ron King vs. Pan Am, 1970-71
17, Ron King vs. Miami, 1970-71
17, David Thompson vs. South Alabama, 1976-77
17, Mitchell Wiggins vs. San Diego State, 1982-83
- 16, Dave Fedor vs. Miami, 1959-60
16, Larry Warren vs. Marshall, 1974-75
16, Murray Brown vs. Auburn, 1978-79
- 15, Dave Fedor vs. Rollins, 1959-60
15, Ray Swain vs. Tampa, 1961-62
15, Reggie Royals vs. UC-Irvine, 1970-71
15, Mitchell Wiggins vs. Florida, 1981-82

Field Goals Attempted

- 37, Ham Wernke vs. Tampa, 1952-53
- 32, Rick Benson vs. Beloit, 1954-55
32, Ron King vs. Georgia Southern, 1970-71
- 31, Ian Morrison vs. Tampa, 1966-67
- 30, Burt Deckel vs. Furman, 1957-58
30, Don Bates vs. Stetson, 1958-59
- 29, Don Bates vs. Auburn, 1958-59
29, Ron King vs. Miami, 1970-71
- 28, Rick Benson vs. Georgia Teachers, 1954-55
28, Hugh Durham vs. Auburn, 1958-59
28, David Thompson vs. Jacksonville, 1976-77
28, David Thompson vs. UNC-Charlotte, 1976-77

Free Throws Made

- 22, Jim Oler vs. Robbins, 1954-55
22, Jim Oler vs. Morningside, 1955-56
- 16, Jim Oler vs. Montana State, 1954-55
- 15, Hugh Durham vs. Georgia, 1957-58
15, Hugh Durham vs. Stetson, 1956-57
- 14, Hugh Durham vs. Murray State, 1957-58
14, Hugh Durham vs. Kentucky, 1958-59
14, Elvis Rolle vs. Marquette, 1980-81
14, Mitchell Wiggins vs. Virginia Tech, 1982-83
- 13, Jim Oler vs. Spring Hill, 1954-55

Free Throws Attempted

- 30, Jim Oler vs. Morningside, 1955-56
- 29, Jim Oler vs. Rollins, 1954-55
29, Gary Schull vs. Memphis State, 1977-78
- 20, Hugh Durham vs. Georgia, 1957-58
- 19, Murray Brown vs. Tulane, 1978-79

- 18, Jim Oler vs. Stetson, 1954-55
18, Elvis Rolle vs. Marquette, 1980-81
- 17, Jim Oler vs. Montana State, 1954-55
17, Jim Oler vs. Miami, 1954-55

Rebounds

- 32, Rick Benson vs. Florida Southern, 1954-55
- 31, Dave Cowens vs. LSU, 1967-68
- 30, Dave Cowens vs. Citadel, 1967-68
- 28, Dave Fedor vs. Rollins, 1959-60
- 27, Gary Schull vs. Jacksonville, 1965-66
27, Dave Cowens vs. Stetson, 1968-69
- 26, Don Boltz vs. Stetson, 1958-59
26, Dave Cowens vs. Hawaii, 1968-69
- 25, Dave Cowens vs. Clemson, 1969-70
- 23, Don Boltz vs. Miami, 1958-59
23, Dave Cowens vs. Florida Southern, 1967-68
23, Lawrence McCray vs. Connecticut, 1972-73

Assists

- 16, Otto Petty vs. South Alabama, 1971-72
16, Tony William vs. Jacksonville, 1982-83
- 15, Otto Petty vs. Pan Am, 1970-71
15, Otto Petty vs. Samford, 1971-72
15, Carlton Byrd vs. Stetson, 1976-77
15, Tony Jackson vs. Ala.-Birmingham, 1979-80
- 14, Otto Petty vs. Biscayne, 1970-71
14, Otto Petty vs. Northwestern, 1972-73
14, Wayne Smalls vs. Cal. State-Bakersfield, 1974-75
- 13, Otto Petty vs. Seton Hall, 1972-73
13, Otto Petty vs. Stetson, 1972-73
13, Carlton Byrd vs. South Florida, 1973-74
13, Tony William vs. Monmouth College, 1983-84

Single Season Records

Top Free Throw Shooters

Name	Year	FGM-FGA	Pct.
1. Murray Brown	1978-79	237-343	.691
2. Murray Brown	1979-80	230-356	.646
3. Harry Davis	1975-76	143-224	.638
4. William Williams	1969-70	185-291	.636
5. Jan Gies	1968-69	80-291	.620
6. Kris Anderson	1976-77	65-105	.619
7. Elvis Rolle	1979-80	197-322	.611
8. Kris Anderson	1980-81	108-182	.593
9. Kris Anderson	1978-79	105-179	.587
10. Greg Grady	1974-75	154-265	.581
11. Lawrence McCray	1972-73	170-293	.580
12. Harry Davis	1977-78	217-376	.577
13. Mitchell Wiggins	1981-82	223-388	.574
14. Dean Shaffer	1983-84	132-230	.574
15. Ray Swain	1961-62	157-274	.573

Scoring Average

Name	Year	Avg.
1. Jim Oler	1955-56	29.7
2. Mitchell Wiggins	1981-82	23.8
3. Ron King	1970-71	22.7
4. Mitchell Wiggins	1982-83	22.7
5. Hugh Durham	1958-59	21.9
6. Murray Brown	1978-79	21.7
7. Ham Wernke	1952-53	21.3
8. Jim Oler	1954-55	21.1
9. Dave Fedor	1959-60	21.1
10. Mickey Dillard	1979-80	20.4
11. Dave Fedor	1961-62	20.4
12. Dave Cowens	1967-68	20.3
13. Alton Lee Gipson	1983-84	20.2
14. Ham Wernke	1954-55	19.7
15. Hugh Durham	1956-57	19.6

Top Field Goal Shooters


Name	Year	FT-FTA	Pct.
1. Ken Macklin	1969-70	51-57	.895
2. Jerry Shirley	1963-64	59-68	.868
3. Ron Harris	1969-70	46-54	.852
4. Granville Arnold	1983-84	85-101	.842
5. Ron Malmen	1964-65	58-69	.841
6. Randy Cable	1967-68	42-50	.840
7. Wayne Smalls	1976-77	26-31	.838
8. Jeff Hogan	1967-68	91-110	.827
9. Carlton Byrd	1976-77	96-116	.827
10. Jim Oler	1955-56	311-350	.818
11. Kris Anderson	1977-78	49-60	.816
12. Kris Anderson	1978-79	66-81	.815
13. Jerry Shirley	1964-65	57-70	.814
14. Eugene Harris	1973-74	43-59	.813
15. Pete Gonzalez	1963-64	59-73	.808

Top Rebounders

Name	Year	Rebounds	Avg.
1. Dave Cowens	1967-68	456	17.5
2. Rick Benson	1954-55	451	17.3
3. Dave Cowens	1969-70	447	17.2
4. Dave Cowens	1968-69	437	17.0
5. Dave Fedor	1959-60	400	16.0
6. Reggie Royals	1970-71	390	15.0
7. Dave Fedor	1960-61	336	14.0
8. Gary Schull	1965-66	317	12.7
9. Don Boltz	1957-58	303	12.1
10. Reggie Royals	1971-72	351	11.0

Assists

Name	Year	Assists
1. Otto Petty	1970-71	227
2. Tony William	1983-84	215
3. Tony Jackson	1979-80	213
4. Otto Petty	1972-73	202
5. Otto Petty	1971-72	173
6. Tony Jackson	1977-78	166
7. Carlton Byrd	1976-77	159
8. Tony Jackson	1978-79	158
9. Tony William	1982-83	156
10. Skip Young	1968-69	155
11. Dean Shaffer	1983-84	146
12. Skip Young	1969-70	127
13. Greg Samuel	1971-72	120
14. Tony William	1981-82	111
15. Wayne Smalls	1974-75	110



500 Point Club

(one season)

Name	Years	Pts
1. Jim Oler	1955-56	743
2. Mickey Dillard	1979-80	635
3. Murray Brown	1978-79	629
4. Alton Lee Gipson	1983-84	626
5. Ron King	1970-71	589
6. Murray Brown	1979-80	578
7. Ron King	1971-72	573
8. Jim Oler	1954-55	549
9. Harry Davis	1977-78	546
10. Mitchell Wiggins	1982-83	544
11. Dave Fedor	1959-60	527
12. Mitchell Wiggins	1981-82	523
13. Mickey Dillard	1980-81	515
14. Ham Wernke	1954-55	512
15. Hugh Durham	1956-57	509
16. Dave Cowens	1967-68	508
17. Dave Cowens	1968-69	508
18. Hugh Durham	1958-59	504
19. David Thompson	1976-77	500

Career Records

Field Goals Made

Name	Years	Goals
1. Mickey Dillard	1976-81	640
2. Harry Davis	1974-78	640
3. Dave Fedor	1959-62	585
4. Dave Cowens	1967-70	582
5. Reggie Royals	1970-73	580
6. David Thompson	1975-78	571
7. Murray Brown	1976-80	566
8. Ron King	1970-73	542
9. Jim Oler	1952-56	529
10. Ham Wernke	1951-55	508
11. Lawrence McCray	1971-74	492
12. Larry Warren	1973-76	473
13. Hugh Durham	1956-59	470
14. Jeff Hogan	1966-69	466

Field Goals Attempted

Name	Years	Attempts
1. Ham Wernke	1951-55	1308
2. Jim Oler	1952-56	1303
3. Mickey Dillard	1976-81	1248
4. Hugh Durham	1956-59	1230
5. David Thompson	1975-78	1213
6. Reggie Royals	1970-73	1181
7. Dave Fedor	1959-62	1174
8. Ron King	1970-73	1170
9. Dave Cowens	1967-70	1122
10. Rick Benson	1951-55	1104
11. Harry Davis	1974-78	1095
12. Larry Warren	1973-76	1069
13. Dave Artmeier	1952-56	1050

Field Goal Percentages

Name	Years	FGM-FGA	Pct.
1. Murray Brown	1976-80	566-847	.668
2. Elvis Rolle	1979-81	365-619	.589
3. Kris Anderson	1976-81	371-633	.586
4. Harry Davis	1974-78	640-1095	.585
5. Jan Gies	1967-70	245-428	.572
6. Greg Grady	1972-75	300-532	.564
7. Willie Williams	1968-70	268-482	.556
8. Mitchell Wiggins	1981-83	439-798	.550
9. Lawrence McCray	1971-74	492-896	.549
10. Vince Martello	1982-84	302-566	.534

11. Granville Arnold	1982-84	127-242	.525
12. Dave Cowens	1967-70	581-1122	.519
13. Mickey Dillard	1976-81	640-1248	.512
14. Ray Swain	1959-62	403-793	.508
15. Vernell Elzy	1969-71	240-477	.503

Free Throw Percentages

Name	Years	FTM-FTA	Pct.
1. Jerry Shirley	1962-65	161-198	.813
2. Granville Arnold	1982-84	142-175	.811
3. Jim Oler	1952-56	762-975	.782
4. Dave Fedor	1959-62	283-363	.780
5. Hugh Durham	1956-59	441-569	.777
6. Vince Martello	1982-84	130-168	.774
7. Mickey Dillard	1976-81	448-583	.768
8. Randy Cable	1967-70	106-139	.763
9. Larry Warren	1973-76	162-212	.762
10. Mitchell Wiggins	1981-83	189-249	.759
11. Kris Anderson	1976-81	205-271	.756
12. Jim Liteky	1957-59	135-181	.751
13. Wayne Smalls	1973-77	101-135	.748
14. Jeff Hogan	1966-69	232-305	.748
15. Carlton Byrd	1973-77	186-249	.747

Scoring Averages

Name	Years	Games/Points	Avg.
1. Mitchell Wiggins	1981-83	46-1067	23.2
2. Dave Fedor	1959-62	72-1453	20.2
3. Jim Oler	1952-56	91-1820	20.0
4. Ron King	1970-73	64-1252	19.6
5. Ham Wernke	1951-55	73-1409	19.3
6. Dave Cowens	1967-70	78-1479	19.0
7. Hugh Durham	1956-59	73-1381	18.9
8. Reggie Royals	1970-73	84-1402	16.7
9. Larry Warren	1972-75	51-840	16.5
10. Elvis Rolle	1979-81	59-923	15.6
11. David Thompson	1975-78	83-1289	15.5
12. Mickey Dillard	1976-81	115-1734	15.1
13. Gary Schull	1963-66	76-1122	14.8
14. Jeff Hogan	1966-69	79-1164	14.7
15. Larry Warren	1973-76	78-1108	14.2

Games Played

Name	Years	Games
1. Mickey Dillard	1976-80	115
2. Harry Davis	1974-78	108
3. Tony Jackson	1976-80	108
4. Eugene Harris	1973-78	107
5. Kris Anderson	1976-81	107
6. Murray Brown	1976-80	106
7. Carlton Byrd	1973-77	105
8. Wayne Smalls	1973-77	104
9. Greg Grady	1972-76	100
10. Bobby Parks	1977-81	97
11. Jim Oler	1952-56	91
12. Hank Mann	1975-79	86
13. Maurice Myrick	1981-84	86
14. Otis Cole	1971-74	84
15. Lawrence McCray	1971-74	84
16. Reggie Royals	1970-73	84
17. Ron Harris	1969-72	84
18. Tony William	1981-84	84

Assists

Name	Years	Assists
1. Otto Petty	1970-73	602
2. Tony Jackson	1976-80	550
3. Tony William	1981-84	482
4. Carlton Byrd	1973-77	401
5. Skip Young	1968-71	320
6. Mickey Dillard	1976-81	313

7. Bobby Parks	1977-81	272
8. Wayne Smalls	1973-77	270
9. Eugene Harris	1973-77	251
10. Otis Cole	1971-74	214
11. Reggie Royals	1970-71	202
12. Larry Warren	1973-75	180
13. Harry Davis	1976-77	172
14. Dave Cowens	1968-70	150*
15. Dean Shaffer	1983-84	146


*Junior and Senior years only

500 Board Club

Name	Years	Rebounds
1. Dave Cowens	1967-70	1340
2. Reggie Royals	1970-73	1006
3. Dave Fedor	1959-62	969
4. Greg Grady	1972-76	793
5. Gary Schull	1963-66	769
6. Lawrence McCray	1971-74	759
7. Harry Davis	1974-78	734
8. Kris Anderson	1976-81	714
9. Murray Brown	1976-80	638
10. David Thompson	1975-78	619
11. Don Boltz	1957-59	567
12. Willie Williams	1968-70	534
13. Ray Swain	1959-62	534
14. Rowland Garrett	1969-72	525
15. Jerry Shirley	1962-65	522

1,000 Point Club

Name	Years	Games	FG	FT	Pts.	Avg.
1. Jim Oler	1952-56	91	529	762	1820	20.0
2. Mickey Dillard	1976-81	115	640	448	1734	15.1
3. Harry Davis	1974-78	108	640	234	1514	14.0
4. Dave Cowens	1966-70	78	582	315	1479	19.0
5. Murray Brown	1976-80	106	566	338	1470	13.9
6. Dave Fedor	1959-62	72	585	283	1453	20.2
7. Ham Wernke	1951-55	73	508	393	1409	19.3
8. Reggie Royals	1970-73	84	580	242	1402	16.7
9. Ron King	1970-73	64	542	168	1352	19.6
10. D. Thompson	1975-78	83	571	147	1289	15.5
11. Hugh Durham	1956-59	73	470	441	1281	18.9
12. Jeff Hogan	1966-69	79	466	232	1164	14.8
13. Gary Schull	1963-66	76	403	316	1122	14.3
14. L. McCray	1972-74	84	492	127	1111	13.2
15. Larry Warren	1973-76	78	473	162	1108	14.2
16. M. Wiggins	1981-83	46	439	189	1067	23.2
17. Wayne Smalls	1973-77	104	457	101	1015	9.8
18. Ray Swain	1959-62	72	403	194	1000	13.9



TEAM RECORDS

Single Game Records

Most Points—Home

- 139, Baptist 72, 1976–77
- 134, Valdosta 65, 1971–72
- 125, South Dakota 65, 1970–71
- 122, Samford 79, 1970–71
- 122, Clemson 80, 1969–70
- 122, Miami 93, 1967–68

Most Points—Away

- 123, Tampa 92, 1961–62
- 121, Pepperdine 83, 1969–70
- 116, Tampa 95, 1960–61
- 112, Miami 96, 1969–70
- 111, Miami 84, 1968–69

Most Points—Neutral

- 130, LSU 100, 1967–68
- 117, Southern Mississippi 84, 1970–71
- 108, Furman 96, 1956–57
- 108, Tulane 97, 1969–70
- 107, W. Kentucky 87, 1973–74
- 101, Tulane 92, 1978–79
- 99, Texas A&M 79, 1973–74
- 97, Georgia 87, 1954–55

Most Points—Both Teams

- 230—FS 130, FSU 100, 1968–69
- 222—FS 108, Jacksonville 114, 1970–71
- 220—FS 114, Miami 106, 1970–71
- 215—FS 122, Miami 93, 1967–68

- 215—FS 123, Tampa 92, 1961–62
- 211—FS 116, Tampa 95, 1960–61
- 211—FS 139, Baptist 72, 1976–77
- 210—FS 100, E. Carolina 100, 1967–68

Winning Margin

- 69—FS 134, Valdosta 65, 1971–72
- 67—FS 139, Baptist 72, 1977–78
- 64—FS 121, Tampa 57, 1965–66
- 60—FS 125, South Dakota 64, 1970–71
- 58—FS 108, Georgia Tech 50, 1971–72
- 57—FS 110, Rollins 53, 1961–62
- 57—FS 109, PB Atlantic 52, 1975–76

Fewest Points Allowed

- 21 vs. Mississippi College, 1948–49
- 24 vs. Mississippi College, 1949–50
- 27 vs. Troy State, 1949–50
- 34 vs. Samford, 1972–73
- 34 vs. Memphis State, 1978–79
- 36 vs. Spring Hill, 1947–48
- 36 vs. Stetson, 1948–49
- 37 vs. Troy State, 1947–48
- 37 vs. Charleston, 1949–50

Field Goals Attempted

- 115 vs. LSU, 1965–66
- 111 vs. Valdosta, 1968–69
- 110 vs. Valdosta, 1971–72
- 109 vs. Valdosta, 1970–71

Field Goals Made

- 56 vs. Baptist, 1976–77
- 55 vs. Valdosta, 1971–72
- 54 vs. South Dakota, 1970–71
- 54 vs. Samford, 1970–71
- 53 vs. Valdosta, 1968–69
- 52 vs. Tampa, 1961–62
- 52 vs. LSU, 1965–66

Free Throws Attempted

- 53 vs. Stetson, 1957–58
- 48 vs. Georgia, 1957–58
- 47 vs. Florida, 1980–81
- 46 vs. Memphis State, 1965–66
- 46 vs. Missouri Western, 1976–77
- 45 vs. Marquette, 1980–81
- 43 vs. Georgia, 1959–60
- 43 vs. North Carolina, 1971–72
- 42 vs. Mississippi Southern, 1959–60
- 42 vs. Tampa, 1959–60
- 42 vs. Florida Southern, 1979–80

Free Throws Made

- 38 vs. Stetson, 1956–57
- 37 vs. Marquette, 1980–81
- 36 vs. Georgia, 1957–58
- 34 vs. Florida, 1980–81
- 33 vs. Memphis State, 1964–65

- 32 vs. Hofstra, 1967–68
- 32 vs. Georgia Tech, 1971–72
- 32 vs. Miami, 1953–54
- 30 vs. Tulsa, 1982–83
- 29 vs. So. Carolina, Vir. Tech, 1983–84

Rebounds

- 84 vs. LSU, 1967–68
- 82 vs. Valdosta, 1970–71
- 72 vs. Valdosta, 1968–69
- 76 vs. Georgetown, 1969–70
- 76 vs. Wisconsin-Milwaukee, 1970–71
- 75 vs. Clemson, 1969–70
- 75 vs. Miami, 1969–70
- 75 vs. South Dakota, 1970–71
- 75 vs. Valdosta, 1971–72

Most Fouls

- 35 vs. Florida, 1964–65
- 34 vs. Memphis State, 1959–60
- 32 vs. Alabama, 1964–65
- 32 vs. Florida, 1967–68
- 32 vs. Missouri, 1976–77
- 32 vs. San Diego State, 1982–83
- 31 vs. Miami, 1958–59

Fewest Fouls

- 7 vs. Connecticut, 1972–73
- 9 vs. Stetson, 1971–72
- 10 vs. Auburn, 1961–62
- 10 vs. Georgia, 1964–65
- 10 vs. Florida, 1964–65
- 10 vs. Dayton, 1968–69
- 10 vs. UC-Irvine, 1970–71
- 10 vs. Samford, 1972–73

Season Records

Field Goals Attempted

- 2372—1971–72 (32 games)
- 2164—1954–55 (26 games)
- 2082—1970–71 (26 games)
- 2055—1973–74 (26 games)
- 1769—1983–84 (31 games)
- 1965—1968–69 (26 games)
- 1960—1967–68 (27 games)
- 1957—1977–78 (29 games)
- 1950—1969–70 (26 games)

Field Goals Made

- 1110—1971–72 (32 games)
- 990—1970–71 (26 games)
- 986—1977–78 (29 games)
- 971—1973–74 (26 games)
- 964—1979–80 (31 games)
- 956—1975–76 (27 games)
- 956—1967–68 (27 games)
- 945—1976–77 (27 games)
- 939—1969–70 (26 games)
- 938—1972–73 (26 games)

Free Throws Attempted

- 982—1954–55 (26 games)
- 800—1971–72 (32 games)
- 799—1956–57 (26 games)
- 772—1979–80 (31 games)
- 766—1980–81 (28 games)
- 722—1967–68 (27 games)

- 720—1965–66 (25 games)
- 713—1959–60 (25 games)

Free Throws Made

- 707—1954–55 (26 games)
- 561—1971–72 (32 games)
- 543—1956–57 (26 games)
- 529—1979–80 (31 games)
- 526—1967–68 (27 games)
- 525—1980–81 (28 games)
- 507—1969–70 (26 games)

Rebounds

- 1608—1971–72 (32 games)
- 1451—1969–70 (26 games)
- 1422—1954–55 (26 games)
- 1388—1967–68 (27 games)
- 1388—1970–71 (26 games)

Rebounds Per Game

- 55.4—1969–70 (26 games)
- 54.6—1954–55 (26 games)
- 53.4—1970–71 (26 games)
- 52.2—1959–60 (25 games)
- 52.0—1958–59 (23 games)

Fewest Points Allowed

- 1427—1949–50 (25 games)
- 1567—1961–62 (23 games)
- 1595—1951–52 (23 games)

- 1678—1952–53 (22 games)
- 1680—1962–63 (25 games)

Fewest Points Per Game Allowed

- 57.1—1949–50 (25 games)
- 63.6—1950–51 (27 games)
- 67.2—1962–63 (25 games)
- 67.8—1964–65 (26 games)
- 68.1—1961–62 (23 games)

Most Points Scored

- 2781—1971–72 (32 games)
- 2461—1969–70 (31 games)
- 2438—1967–68 (27 games)
- 2416—1977–78 (29 games)
- 2385—1969–70 (26 games)
- 2380—1970–71 (26 games)
- 2298—1983–84 (31 games)
- 2295—1954–55 (26 games)

Most Points Per Game

- 91.7—1969–70 (26 games)
- 91.5—1970–71 (26 games)
- 90.3—1967–68 (27 games)
- 88.3—1954–55 (26 games)
- 88.0—1973–74 (26 games)
- 86.9—1968–69 (27 games)
- 86.9—1971–72 (32 games)

Highest Point Margin

- 16.5—1969–70 (26 games)
- 15.5—1971–72 (32 games)
- 15.0—1975–76 (27 games)
- 11.9—1967–68 (27 games)
- 11.4—1974–75 (26 games)
- 11.3—1970–71 (26 games)
- 11.3—1977–78 (29 games)
- 10.1—1972–73 (26 games)

Highest Field Goal Pct.

- .532—1979–80 (31 games)
- .529—1983–84 (31 games)
- .512—1961–62 (23 games)
- .510—1978–79 (29 games)
- .503—1977–78 (29 games)
- .502—1974–75 (26 games)
- .500—1976–77 (27 games)
- .498—1972–73 (26 games)
- .491—1975–76 (27 games)
- .490—1967–68 (27 games)

Highest Free Throw Pct.

- .729—1967–68 (27 games)
- .727—1963–64 (28 games)
- .719—1957–58 (25 games)
- .719—1982–83 (28 games)
- .718—1969–70 (26 games)
- .716—1964–65 (26 games)

Miscellaneous Team Records

Single Game

Largest Winning Margin on the Road—41 vs. Jacksonville (106-65) 1967-68
Largest Winning Margin at a Neutral Site—36 vs. Stetson (90-54) 1971-72
Most Points Scored in First Half—70 vs. Pepperdine (121-83) 1969-70
Most Points Scored in Second Half—78 vs. LSU (130-100) 1967-68
Fewest Points Allowed at Home—21 vs. Mississippi College (53-21) 1948-49
Fewest Points Allowed on the Road—34 vs. Samford (47-34) 1972-73
Fewest Points Allowed at a Neutral Site—46 vs. Mercer (52-46) 1948-49
Most Points Allowed at Home—106 vs. Miami (114-106) 1970-71
Most Points Allowed on the Road—115 vs. North Carolina (115-80) 1965-66
Most Points Allowed at a Neutral Site—110 vs. Beloit (110-88) 1954-55
Worst Defeat at Home—21 vs. Florida (84-63) 1982-83
Worst Defeat on the Road—52 vs. West Virginia (103-51) 1957-58
Worst Defeat at a Neutral Site—31 vs. Millikin (91-60) 1950-51
Fewest Points Scored at Home—35 vs. Sewanee (43-35) 1948-49
Fewest Points Scored on the Road—30 vs. Florida (50-30) 1966-67
Fewest Points Scored at a Neutral Site—43 vs. Tennessee (65-43) 1964-65
Highest Field Goal Percentage—.727 vs. Minnesota (48-66) 1979-80
Highest Field Goal Percentage in a Half—.792 vs. Georgia Southern (19 of 24) 1974-75

Season

Most Games Played—33, 1971-72
Fewest Games Played—18, 1957-58
Most Victories—27, 1971-72
Longest Winning Streak—11, 1969-70
Longest Winning Streak at Home—29, 1974-77
Longest Winning Streak on the Road—7, 1949-51, 1954-55
Fewest Defeats—3, 1969-70
Highest Winning Percentage—.885 (23-3) 1969-70
Most 100 Point Games—9, 1967-68 and 1970-71
Fewest Victories—5, 1947-48 and 1951-52
Lowest Winning Percentage—.200 (5-20), 1951-52
Longest Losing Streak—13, 1947-48
Longest Losing Streak at Home—4, 1956-57
Longest Losing Streak on the Road—25, 1956-59
Fewest Points—850 (18 games), 1947-48
Fewest Points Per Game—47.2 (18 games), 1947-48
Most Points Allowed—2319 (31 games), 1979-80
Most Points Allowed Per Game—81.9 (23 games), 1959-60
Highest Field Goal Percentage—.532 (964-1811), 1979-80
Highest Free Throw Percentage—.729 (526 of 722), 1967-68
Lowest Field Goal Percentage—.203, 1951-1952
Lowest Free Throw Percentage—.586 (406 of 693), 1950-51
Fewest Personal Fouls—383 (23 games), 1961-62
Most Personal Fouls—637 (29 games), 1978-79

CIVIC CENTER RECORDS

Individual

Points—37, Mitchell Wiggins vs. Florida, 1/11/82; vs. Memphis State, 2/26/83
Points by Opponent—35, Paul Thompson (Tulane), 2/14/83
Field Goals—15, Mitchell Wiggins vs. Florida, 1/11/82
Field Goals by Opponent—15, Paul Thompson (Tulane), 2/14/83
Free Throws—14, Michael Johnson vs. Florida A&M, 11/29/81
Free Throws by Opponent—13, John Williams (Tulane), 2/10/82; Ronnie Williams (Florida), 12/19/82
Free Throws Made—10, Michael Johnson vs. Florida A&M, 11/29/81; Alton Lee Gipson vs. Southern Miss., 2/04/84
Free Throws Made by Opponent—12, John Williams (Tulane), 2/10/82
Free Throws Missed—7, David Speights vs. St. Leo, 1/25/82
Free Throws Missed by Opponent—5, Steve Moore (Florida A&M), 12/06/82
Free Throw Percentage—100% (8-8), Michael Johnson vs. Louisville, 1/30/82
Free Throw Percentage by Opponent—100% (9-9), Ronnie Williams (Florida), 1/11/82
Rebounds—15, Mitchell Wiggins vs. Virginia Tech, 2/19/83
Rebounds by Opponent—20, Mike Hackett (Jacksonville), 12/09/81
Assists—16, Tony William vs. Jacksonville, 2/12/83
Assists by Opponent—9, Paul Daniels (Auburn), 12/19/81

Team

Points—101, vs. St. Leo, 1/25/82
Points by Opponent—96, Louisville, 1/08/83
Points (Half)—56, vs. St. Leo, 1/25/82
Points by Opponent (Half)—52, Louisville, 1/08/83
Fewest Points—52, vs. Tulane, 2/20/84
Fewest Points by Opponent—51, vs. Tulane, 2/20/84
Fewest Points (Half)—25, vs. Tulane, 2/10/82
Fewest Points by Opponent (Half)—20, Cincinnati, 1/14/84
Two-Team Score—184, Florida State 93, Furman 91, 12/30/83
Lowest Two-Team Score—103, Florida State 52, Tulane 51, 2/20/84
Personal Fouls—26, vs. Louisville, 1/08/83; vs. South Carolina, 2/22/82

Personal Fouls by Opponent—31, Jacksonville, 2/12/83
Two-Team Personal Fouls—53, vs. Jacksonville, 2/12/83
Lowest Two-Team Personal Fouls—27, vs. Virginia Tech, 1/25/82
Fewest Personal Fouls—11, vs. Tulane, 2/20/84
Fewest Personal Fouls by Opponent—9, Tulane, 2/20/84
Field Goals—40, vs. St. Leo, 1/25/82; Central Florida, 11/26/83
Field Goals by Opponent—36, Louisville, 1/08/83; Southern Mississippi, 1/13/83; Furman, 12/30/83
Free Throws Attempted—39, vs. Jacksonville, 2/12/83
Free Throws Attempted by Opponent—32, Louisville, 1/08/83
Fewest Free Throws Attempted—4, vs. Auburn, 12/05/83
Fewest Free Throws Attempted by Opponent—6, Tulane, 2/20/84
Free Throws—29, vs. Jacksonville, 2/12/83
Free Throws by Opponent—24, Louisville, 1/08/83
Fewest Free Throws—6, vs. Memphis State, 2/13/82; vs. Virginia Tech., 2/25/82
Fewest Free Throws by Opponent—7, Virginia Tech, 2/25/82
Free Throws Missed—17, vs. St. Leo, 1/25/82
Free Throws Missed by Opponent—13, Jacksonville, 12/09/81
Fewest Free Throws Missed—2 (11-13), vs. Cincinnati, 2/27/82
Fewest Free Throws Missed by Opponent—1 (14-15), Memphis State, 2/26/83
Rebounds—46, vs. Florida A&M, 11/29/81; vs. Florida Intern'l., 12/10/83
Rebounds by Opponents—43, Jacksonville, 12/09/81
Home Attendance—57,313 (16 games), 1984
Home Average Attendance—3,799 (13 games), 1981-82
Largest Crowd—7,766 vs. Memphis State, 2/11/84
Winning Streak—4, 1982

Leon County Civic Center Top 5 Crowds

Attendance	Opponent	Date	FSU	OPP
1. 7,766	Memphis State	February 11, 1984	69	73
2. 6,987	Louisville	February 6, 1984	75	60
3. 6,277	Georgia	December 1, 1981	67	70
4. 6,080	Louisville	January 8, 1983	63	89
5. 5,714	Florida	January 11, 1982	82	67

TOURNAMENT HISTORY

	App.	Games	Won	Lost	Pct.	Championships	Second	Third
All Tournaments	68	144	78	66	.541	13	20	15
In-Season Tournaments	46	99	53	46	.535	10	13	13
Post Season Tournaments	22	45	25	20	.556	3	7	2

Championships

NAIB District 25—1950-51
 NAIB District 25—1954-55
 Savannah Invitational—1962-63
 Civitan Classic—1968-69
 Gator Bowl—1969-70
 Civitan Classic—1971-72
 Far West Classic—1971-72
 Senior Bowl—1971-72
 NCAA Mideast—1971-72
 Big Sun—1973-74
 Big Sun—1977-78
 Birmingham Classic—1977-78
 Cotton States Classic—1980-81

1955-56 Carousel Tournament (1-2, Sixth)
 1955-56 Orange Bowl (1-2, Seventh)
 1956-57 Senior Bowl (1-1, Third)
 1957-58 Senior Bowl (1-1, Third)
 1958-59 Citadel Invitational (0-2, Fourth)
 1959-60 Gator Bowl (1-1, Second)
 1960-61 Gator Bowl (0-1)
 1962-63 Savannah Invitational (3-0, Champ.)
 1963-64 Gator Bowl (1-1, Third)
 1964-65 Vanderbilt Invitational (1-1, Third)
 1964-65 All College Tournament (1-2, Seventh)
 1965-66 Tampa Invitational (1-1, Second)
 1967-68 Milwaukee Classic (1-1, Third)
 1967-68 Evansville Tournament (1-1, Second)
 1967-68 NCAA Mideast (0-1)
 1968-69 Civitan Classic (2-0, Champ.)
 1969-70 Gator Bowl (2-0, Champ.)
 1970-71 Civitan Classic (1-1, Second)
 1970-71 Sun Bowl (0-2)
 1971-72 Civitan Classic (2-0, Champ.)
 1971-72 Far West Classic (3-0, Champ.)
 1971-72 Senior Bowl (2-0, Champ.)
 1971-72 NCAA Mideast (3-0, Champ.)
 1971-72 NCAA Championship (1-1, Second)
 1972-73 Marshall Memorial Classic (1-1, Third)
 1972-73 Dayton Invitational (1-1, Third)
 1972-73 All College (2-1, Third)
 1973-74 Steel Bowl (1-1, Second)
 1973-74 Mercer Bear Classic (1-1, Third)

1973-74 Bluebonnet Classic (1-1, Second)
 1973-74 Big Sun (2-0, First)
 1974-75 Louisville Holiday (1-1, Second)
 1975-76 Big Sun (1-1, Second)
 1975-76 Far West Classic (1-2, Seventh)
 1976-77 IPTAY Tournament (1-1, Second)
 1976-77 Cable Car Classic (1-1, Second)
 1976-77 Vermont Classic (1-1, Third)
 1976-77 Metro Tournament (0-1)
 1977-78 Big Sun (2-0, First)
 1977-78 Birmingham Classic (2-0, First)
 1977-78 Pillsbury Classic (1-1, Second)
 1977-78 Metro Tournament (1-1, Second)
 1977-78 NCAA Mideast (0-1)
 1978-79 Metro Tournament (2-1, Second)
 1978-79 Dayton Tournament (1-1, Second)
 1978-79 Old Dominion Classic (1-1, Second)
 1979-80 Metro Tournament (2-1, Second)
 1979-80 NCAA (1-1)
 1980-81 Cotton States Classic (2-0, First)
 1980-81 Metro Tournament (1-1, Fourth)
 1981-82 Florida Four (1-1, Second)
 1981-82 Dayton Tournament (1-1, Second)
 1981-82 Metro Tournament (1-1, Third)
 1982-83 Florida Four (1-1, Third)
 1982-83 Cabrillo Classic (1-1, Third)
 1982-83 Metro Tournament (0-1)
 1983-84 Metro Tournament (1-1)
 1983-84 National Invitation Tournament (1-1)

Appearances


1948-49 Dixie Conference (1-2, Fourth)
 1949-50 Dixie Conference (1-1, Third)
 1950-51 Dixie Conference (1-1, Second)
 1950-51 NAIB District 25 (2-0, Champ.)
 1950-51 NAIB Nationals (2-1, Quarterfinals)
 1951-52 Gator Bowl (0-3, Round Robin)
 1951-52 NAIB District 25 (1-1, Second)
 1952-53 NAIB District 25 (1-1, Second)
 1954-55 Gator Bowl (1-1, Third)
 1954-55 NAIB District 25 (2-0, Champ.)
 1954-55 NAIB Nationals (1-1, Second Round)

1948-49 Dixie Conference (1-2, Fourth)
 1949-50 Dixie Conference (1-1, Third)
 1950-51 Dixie Conference (1-1, Second)
 1950-51 NAIB District 25 (2-0, Champ.)
 1950-51 NAIB Nationals (2-1, Quarterfinals)
 1951-52 Gator Bowl (0-3, Round Robin)
 1951-52 NAIB District 25 (1-1, Second)
 1952-53 NAIB District 25 (1-1, Second)
 1954-55 Gator Bowl (1-1, Third)
 1954-55 NAIB District 25 (2-0, Champ.)
 1954-55 NAIB Nationals (1-1, Second Round)


YEAR-BY-YEAR RECORD

Year	Coach	W	L	Pct.
1947-48	Don Loucks	5	13	.277
1948-49	J. K. "Bud" Kennedy	12	12	.500
1949-50	J. K. "Bud" Kennedy	15	10	.600
1950-51	J. K. "Bud" Kennedy	18	9	.667
1951-52	J. K. "Bud" Kennedy	5	20	.200
1952-53	J. K. "Bud" Kennedy	11	11	.500
1953-54	J. K. "Bud" Kennedy	13	7	.619
1954-55	J. K. "Bud" Kennedy	22	4	.846
1955-56	J. K. "Bud" Kennedy	16	9	.640
1956-57	J. K. "Bud" Kennedy	9	17	.346
1957-58	J. K. "Bud" Kennedy	9	16	.360
1958-59	J. K. "Bud" Kennedy	8	15	.347
1959-60	J. K. "Bud" Kennedy	10	15	.400
1960-61	J. K. "Bud" Kennedy	14	10	.583
1961-62	J. K. "Bud" Kennedy	15	8	.651
1962-63	J. K. "Bud" Kennedy	15	10	.600
1963-64	J. K. "Bud" Kennedy	11	14	.444
1964-65	J. K. "Bud" Kennedy	16	10	.620
1965-66	J. K. "Bud" Kennedy	15	11	.577
1966-67	Hugh Durham	11	15	.428
1967-68	Hugh Durham	19	8	.704
1968-69	Hugh Durham	18	8	.692
1969-70	Hugh Durham	23	3	.885
1970-71	Hugh Durham	17	9	.654
1971-72	Hugh Durham	27	6	.818
1972-73	Hugh Durham	18	8	.692
1973-74	Hugh Durham	18	8	.692
1974-75	Hugh Durham	18	8	.692
1975-76	Hugh Durham	22	6	.786
1976-77	Hugh Durham	16	11	.593
1977-78	Hugh Durham	23	6	.793
1978-79	Joe Williams	19	10	.655
1979-80	Joe Williams	22	9	.709
1980-81	Joe Williams	17	11	.607
1981-82	Joe Williams	11	17	.392
1982-83	Joe Williams	14	14	.500
1983-84	Joe Williams	20	11	.645
37 Years		572	389	.595


Don Loucks
1947-48
W:5, L:13
Pct: .278




J.K. "Bud" Kennedy
1948-66
W:234, L:208
Pct: .529



Hugh Durham
1966-78
W:230, L:96
Pct: .705



Joe Williams
1978-84
W:103, L:72
Pct: .589



ALL-TIME FSU SCORES

1947-48—Won 5, Lost 13 (.277)

39 Spring Hill (H)	36
57 Troy State (H)	37
45 Wofford (A)	48
56 Stetson (A)	65
46 Georgia (A)	60
48 Mercer (H)	61
54 Spring Hill (A)	75
48 Troy State (A)	49
43 Mercer (A)	68
45 Erskine (A)	47
38 Wofford (A)	77
42 Georgia (H)	44
41 Florida Southern (A)	47
47 Georgia Teachers (A)	65
55 Florida Southern (H)	48
41 Stetson (H)	38
49 Erskine (H)	48

1948-49—Won 12, Lost 12 (.500)

53 Mississippi College (H)	21
46 Florida Southern	38
53 Florida Southern	45
68 Troy State (A)	64
50 Lambuth (A)	56
52 Union (A)	56
47 Southwestern (A)	54
49 Stetson (A)	40
40 Stetson (A)	36
56 Tampa (A)	58
58 Mercer (A)	65
63 Troy State (H)	45
52 Oglethorpe (A)	64
59 Mercer (A)	62
60 Tampa (A)	58
46 Mississippi College (A)	57
49 Millsaps (A)	46
47 Oglethorpe (H)	46
35 Sewanee (H)	43
47 Sewanee	39
44 Birmingham Southern (H)	50
52 Mercer (N)	46
47 Tampa (N)	56
49 Lambuth (N)	65

1949-50—Won 15, Lost 10 (.600)

43 Mississippi College (H)	24
51 Mississippi College (H)	45
61 Troy State (H)	27
72 Charleston (H)	37
50 Central (Mo.) (A)	52
52 Drury (A)	59
52 S.W. Missouri State (A)	79
60 Tampa (A)	80
65 Florida Southern (A)	71
48 Florida Southern (A)	59
63 Mercer (H)	45
59 Howard (A)	58
45 Birmingham Southern (A)	55
62 Millsaps (H)	45
61 Stetson (H)	70
61 Mercer (A)	69
50 Howard (H)	39
57 David Lipscomb (H)	53
58 Tampa (H)	56
79 Troy State (A)	71
80 Sewanee (A)	59
85 Sewanee (A)	65
74 Stetson (A)	68
56 Florida Southern (N)	68
74 Mississippi College (N)	63

1950-51—Won 18, Lost 9 (.667)

74 Charleston (A)	54
55 Mercer (A)	52
76 Conn. St. Teachers (H)	68
60 Howard (H)	44
86 Florida Southern (A)	55
61 Miami (A)	80
73 David Lipscomb (A)	88
63 Mississippi (H)	58
66 Stetson (H)	67
44 Florida Southern (H)	41
80 Tampa (H)	69
58 Howard (A)	51
66 Tampa (A)	76
53 Stetson (A)	71
60 Rollins (A)	57

65 Loyola of N.O. (H)	75
75 Mississippi (A)	79
77 Mississippi College (A)	54
69 Mercer (H)	64
62 Rollins (H)	45
64 Howard (N)	54
65 Mercer (A)	69
65 Stetson (N)	58
69 Georgia Teachers (N)	67
85 So. Dakota State (N)	70
61 Pepperdine (N)	59
60 Millikin (N)	91

1951-52—Won 5, Lost 20 (.200)

46 Parris Is. Marines (A)	78
56 Culver-Stockton (H)	59
47 Mississippi State (A)	75
43 Southern Mississippi (A)	84
70 Southern Mississippi (H)	78
54 Springhill (A)	64
48 Sewanee (N)	58
50 Georgia (N)	79
56 Clemson (N)	62
51 Florida (N)	61
52 Loyola of N.O. (A)	74
56 Miami (A)	93
72 Tampa (A)	66
51 Florida Southern (A)	54
75 Georgia Teachers (H)	93
72 Florida Southern (H)	53
62 Parris Is. Marines (H)	64
74 Rollins (H)	71
48 Stetson (A)	58
55 Rollins (A)	69
63 Miami (H)	76
79 Tampa (H)	60
64 Stetson (H)	66
73 Miami (N)	70
57 Tampa (N)	78

1952-53—Won 11, Lost 11 (.500)

62 Mercer (A)	78
68 Georgia Teachers (A)	63
90 Rollins (H)	83
77 Mercer (H)	75
59 Central Missouri (H)	62
58 Sewanee (A)	69
82 Mississippi State (H)	52
66 Loyola of N.O. (H)	72
65 Miami (A)	93
73 Tampa (A)	77
71 Florida Southern (A)	89
79 Rollins (A)	82
73 Memphis State (A)	87
77 Arkansas State (A)	88
76 Stetson (H)	66
79 Florida Southern (A)	77
83 Tampa (H)	74
77 Loyola of N.O. (A)	85
81 Miami (H)	75
83 Stetson (A)	79
87 Mercer (N)	77
81 Stetson (A)	94

1953-54—Won 13, Lost 7 (.619)

75 Mississippi State (A)	87
72 Mercer (H)	70
66 Georgia Teachers (H)	58
72 Jacksonville St. (Ala.) (H)	61
74 Stetson (H)	71
60 Spring Hill (H)	69
74 Tampa (H)	58
76 Loyola of N.O. (H)	80
61 Miami (A)	78
82 Rollins (A)	72
73 Tampa (A)	63
98 Florida Southern (A)	80
60 Stetson (A)	82
85 Rollins (H)	68
99 Florida Southern (H)	71
63 Mercer (A)	70
76 Miami (H)	69
72 Loyola of N.O. (A)	89
89 Georgia Teachers (A)	85
78 Arkansas State (H)	68

1954-55—Won 22, Lost 4 (.846)

103 Jacksonville State (H)	76
75 Georgia Teachers (H)	67

90 Tampa (H)	62
94 Stetson (H)	79
71 Miami (H)	66
79 Florida (N)	82
97 Georgia (N)	87
75 Duke (A)	97
73 Florida Southern (A)	69
96 Tampa (A)	61
90 Georgia (H)	81
81 Spring Hill (A)	72
91 Mississippi State (A)	76
84 Stetson (A)	73
86 Rollins (H)	74
84 Florida Southern (H)	63
88 Georgia (A)	79
95 Loyola (A)	101
102 Mississippi State (H)	86
87 Loyola (H)	84
86 Miami (A)	80
86 Stetson (H)	77
91 Georgia Teachers (H)	83
93 Montana State (N)	84
88 Beloit (N)	110

1955-56—Won 16, Lost 9 (.640)

63 North Carolina (A)	88
54 E. Tennessee St. (A)	80
101 Rollins (H)	67
91 Stetson (H)	78
89 Tampa (A)	67
104 Morningside (H)	83
76 Clemson (N)	94
86 Boston University (N)	52
71 Mississippi State (N)	79
69 West Virginia (N)	78
59 Santa Clara (N)	61
85 New York Univ. (N)	83
78 Miami (H)	76
71 Rollins (A)	70
79 Georgia (A)	76
81 Georgia Teachers (A)	90
85 Loyola of N.O. (H)	75
90 Troy State (H)	65
88 Tampa (H)	73
92 Florida Southern (H)	73
85 Florida Southern (A)	81
89 Stetson (A)	83
85 Miami (A)	91
72 Loyola of N.O. (A)	75
80 Georgia (H)	75

1956-57—Won 9, Lost 17 (.346)

55 Duquesne (A)	70
64 Steubenville (A)	70
54 West Virginia (A)	88
66 Bradley (A)	90
65 Florida (A)	67
74 Texas A&M (H)	83
59 East Tennessee State (H)	65
68 Georgia (H)	72
75 Morehead State (N)	97
108 Furman (N)	96
59 North Carolina State (A)	64
77 Miami (H)	85
70 Stetson (A)	97
104 Stetson (H)	86
86 Georgia (A)	63
82 Tampa (A)	67
97 Rollins (A)	94
63 Florida Southern (A)	78
67 Florida Southern (H)	73
96 Rollins (H)	79
81 Southern Mississippi (H)	72
79 Loyola of N.O. (H)	77
82 Miami (A)	98
88 Tampa (H)	57
74 Centenary (A)	92
56 Loyola of N.O. (A)	82

1957-58—Won 9, Lost 16 (.360)

74 Tennessee Tech (H)	71
84 Murray State (H)	60
57 Tennessee (A)	74
70 Florida (A)	71
89 Furman (A)	95
56 Loyola of N.O. (A)	82
65 Louisiana State (A)	67
57 Citadel (N)	59
92 Georgia (N)	80

67 Loyola of N.O. (H)	79
72 Tampa (H)	53
56 Memphis State (A)	59
77 Stetson (H)	60
71 Miami (H)	70
51 West Virginia (A)	103
68 Marshall (A)	109
66 Ohio University (A)	86
60 Xavier of Ohio (A)	76
62 Army (H)	71
57 Oklahoma City (H)	52
80 Rollins (H)	61
51 Memphis State (H)	68
66 Miami (A)	86
56 Tampa (A)	79
85 Georgia (H)	77

1958-59—Won 8, Lost 15 (.347)

68 Kentucky (A)	91
73 Furman (H)	72
100 Spring Hill (H)	70
64 Wake Forest (A)	73
62 Florida (H)	60
74 Auburn (A)	95
79 Miami (N)	85
72 Georgia (N)	83
82 Louisiana State (H)	67
62 Auburn (H)	69
65 Southern Mississippi (H)	62
72 Memphis State (H)	75
93 Miami (H)	69
91 Georgia (A)	94
75 Oklahoma City (A)	103
63 Centenary (A)	87
61 Loyola of N.O. (H)	60
71 Murray State (A)	95
69 Memphis State (A)	93
84 Oklahoma City (H)	98
91 Stetson (A)	98
94 Rollins (A)	83
85 Miami (A)	92

1959-60—Won 10, Lost 15 (.400)

78 Louisiana State (A)	89
64 Loyola of N.O. (A)	71
71 Florida (A)	81
58 Auburn (A)	62
86 Alabama (A)	74
64 Clemson (A)	68
63 Auburn (H)	76
86 Jacksonville (A)	69
66 Georgia (N)	69
93 South Carolina (H)	75
74 Citadel (H)	76
61 Centenary (H)	71
78 Southern Mississippi (A)	87
71 Memphis State (A)	86
72 Tampa (H)	67
91 Miami (H)	93
78 Morehead State (H)	75
68 Tampa (A)	83
67 Memphis State (H)	83
101 Rollins (H)	58
105 Furman (A)	98
60 Citadel (A)	100
69 Loyola of N.O. (H)	50
89 Miami (A)	107
95 Georgia (H)	82

1960-61—Won 14, Lost 10 (.583)

88 Tampa (H)	60
63 Kentucky (A)	58
55 Vanderbilt (A)	75
57 Auburn (A)	74
74 Clemson (H)	57
67 Florida (H)	74
72 South Carolina (A)	82
65 Clemson (A)	64
56 Georgia (N)	62
68 Tennessee (A) (OT)	70
73 Loyola of N.O. (H)	55
89 Miami (H)	78
67 Auburn (N)	74
78 Rollins (A)	70
68 Alabama (H)	57
83 Citadel (H)	77
86 Valdosta State (H)	66
77 Georgia (A)	68
66 Citadel	79
99 Furman (H)	57

74 Florida (A)	75
116 Tampa (A)	95
73 Miami (A)	75
72 Loyola of N.O. (A)	68
1961-62—Won 15, Lost 8 (.651)	
57 Ohio State (A)	72
63 Wisconsin (A)	64
76 Rice (H)	66
85 Florida (A)	71
56 Auburn (H)	52
77 Clemson (H)	62
69 Tennessee (A)	62
57 Auburn (H)	62
99 Oklahoma City (H)	74
64 Furman (A)	67
69 Clemson (A)	75
75 Miami (A)	75
110 Rollins (H)	53
65 Miami (H)	60
57 Alabama (A)	72
81 Oklahoma City (A)	79
76 Houston (A)	84
72 Valdosta State (H)	42
91 Tampa (H)	71
71 Georgia (A)	62
79 Florida (H)	56
83 Miami (A)	80
123 Tampa (H)	92
101 Georgia (H)	69
1962-63—Won 15, Lost 10 (.600)	
60	60
65 Valdosta State (H)	42
59 Florida (H)	80
47 Auburn (A)	65
72 Alabama (H)	63
54 Kentucky (A)	83
77 Auburn (H)	77
56 Richmond (H)	62
77 Georgia (N)	69
49 Alabama (N)	48
79 Georgia Southern (N)	60
65 Tennessee (A)	66
72 Chattanooga (A)	55
77 Miami (H)	74
88 Georgia (H)	54
76 Georgia (A)	90
55 Georgia Tech (A)	70
86 Florida (A)	94
76 Houston (H)	69
63 Alabama (A)	61
61 Valdosta State (A)	56
73 Stetson (H)	57
82 Centenary (H)	68
73 Phillips 66 Oilers (H)	82
70 Miami (A)	99
80 Tampa (A)	58
1963-64—Won 11, Lost 14 (.444)	
55 Florida (A)	78
69 Auburn (H)	67
53 Alabama (A)	62
81 Rice (A)	102
60 Texas Christian (A)	66
107 Tampa (H)	61
91 Tulsa (H)	76
53 Air Force (N)	81
85 Manhattan (N)	78
65 Richmond (A)	69
72 Virginia Military (A)	83
80 Miami (H)	78
91 Memphis State (H)	90
64 Georgia (H)	63
50 Florida (H)	52
59 Auburn (A)	63
95 Alabama (H)	77
57 Furman (H)	48
72 Centenary (A)	79
72 Memphis State (A)	84
73 Georgia Tech (A)	77
101 Jacksonville (H)	77
80 Stetson (A)	60
80 Miami (A)	82
70 Georgia (A)	85
1964-65—Won 16, Lost 10 (.620)	
81 Valdosta State (H)	57
76 Virginia Military (H)	72
68 Auburn (A)	92
73 Alabama (A)	76
51 Florida (H)	50
56 Oklahoma State (N)	60
82 Baylor (N)	64
43 Tennessee (N)	65

74 Tulsa (A)	72
44 DePaul (N)	52
77 Creighton (N)	85
81 Rice (N)	56
64 Georgia (A) (OT)	55
67 Miami (H)	66
74 Memphis State (H)	61
72 Georgia Tech (H)	65
58 Auburn (H)	55
86 Alabama (H)	75
62 Duquesne (H)	58
81 Memphis State (A)	70
97 Jacksonville (H)	74
76 Georgia Tech (A)	77
71 Tampa (A)	64
65 Florida (A)	77
75 Miami (A)	82
85 Georgia (H)	83
1965-66—Won 15, Lost 11 (.577)	
73 Lamar Tech (H)	68
69 Valdosta (H)	68
121 Tampa (H)	57
62 Florida (A)	115
80 North Carolina (A)	75
82 Calif.-Santa Barbara (H)	61
65 V.M.I. (A)	64
58 Auburn (A)	59
64 Auburn (A)	80
57 Georgia (A)	63
78 Miami (H)	62
73 Loyola of N.O. (H)	53
67 Memphis (H)	63
65 Florida (H)	74
86 Jacksonville (A)	90
96 Panama Nationals (H)	73
71 Georgia Tech (H)	66
66 Memphis (A)	81
62 Loyola of N.O. (A)	63
78 Jacksonville (A)	49
86 Georgia Tech (A)	95
77 Samford (H)	66
99 Florida Southern (H)	54
99 Tampa (A)	70
90 Miami (A)	112
87 Georgia (H)	69
1966-67—Won 11, Lost 15 (.423)	
62 Valdosta State (H)	58
76 Rice (H)	72
30 Florida (A)	50
48 Kansas (A)	62
58 Kansas State (A)	81
76 Richmond (A)	80
59 Eastern Kentucky (A)	81
83 Citadel (A)	67
54 North Carolina (A)	81
79 Alabama (A)	80
59 Auburn (A)	67
61 Miami (H)	60
85 Tulane (A)	87
42 Memphis State (A)	46
81 Jacksonville (H)	70
71 Marshall (H)	77
68 Georgia Tech (H)	75
109 Tampa (H)	72
55 Memphis State (H)	51
68 Jacksonville (A)	67
100 Tulane (H)	90
84 Florida Southern (A)	76
75 Florida (H)	90
84 Georgia Tech (A)	102
87 Tampa (A)	84
90 Miami (A)	110
1967-68—Won 19, Lost 6 (.704)	
90 Fla. Presbyterian (A)	66
69 Ohio State (A)	76
87 Florida (H)	95
104 Samford (H)	89
58 Marquette (A)	78
130 Louisiana State (N)	100
114 Richmond (H)	91
87 Rutgers (H)	77
94 Geo. Washington (A)	69
67 Evansville (A)	76
96 Citadel (A)	75
111 Stetson (H)	81
122 Miami (H)	93
92 Jacksonville (H)	79
73 Georgia Tech (A)	57
109 Hofstra (H)	71
81 Valdosta State (H)	71
80 North Carolina (A)	86

110 East Carolina (H)	100
93 Citadel (H)	50
104 Florida Southern (H)	62
106 Jacksonville (A)	65
64 Florida (A)	69
72 Georgia Tech (H)	67
72 Stetson (A)	60
84 Miami (A)	96
69 East Tenn. State (A)	79
*NCAA Mid East Regionals	
1968-69—Won 18, Lost 8 (.692)	
120 Valdosta State (H)	75
111 Miami (A)	84
93 Jacksonville (A)	88
74 Virginia Tech (A)	77
78 Louisville (A)	79
70 Southern California (H)	68
86 Ohio State (H)	93
104 New Hampshire (H)	52
68 Jacksonville (A)	76
97 Tulane (A)	94
86 Miami (H)	81
67 Kent State (H)	76
99 Tulane (H)	90
80 Rice (A)	83
92 Hawaii (H)	60
87 South Carolina (H)	76
93 Jacksonville (H)	89
84 Valdosta State (A)	81
70 Clemson (A)	67
82 North Carolina (A)	100
95 Stetson (H)	67
79 Dayton (H)	71
76 Georgia Tech (H)	84
96 Georgia Tech (A)	80
84 Florida Southern (A)	79
89 Miami (A)	86
1969-70—Won 23, Lost 3 (.885)	
69 Oregon State (H)	68
100 Oregon (H)	84
107 Rollins (A)	86
75 North Carolina (A)	86
98 Georgetown (H)	65
79 Louisville (H)	69
82 Texas (H)	61
86 Army (N)	51
88 Florida (N)	63
121 Pepperdine (A)	83
68 So. California (A)	71
87 Arizona (A)	78
104 Miami (H)	63
82 Tulane (A)	77
122 Clemson (H)	80
89 Georgia Tech (A)	83
89 Jacksonville (H)	83
83 Virginia Tech (H)	73
80 Kent State (A)	79
82 Dayton (A)	76
98 Florida Southern (H)	74
112 Tulane (H)	77
81 Jacksonville (A)	85
97 Georgia Tech (H)	80
94 Stetson (A)	64
112 Miami (A)	96
1970-71—Won 17, Lost 9 (.654)	
80 Texas (A)	78
106 Biscayne (H)	70
125 South Dakota (H)	65
117 Southern Mississippi (N)	84
108 Jacksonville (A)	114
111 Valdosta State (H)	63
85 So. California (N)	94
84 Miami (Ohio) (N)	67
95 Pan American (A)	90
95 Arizona (H)	85
101 Pepperdine (H)	82
114 Miami (H)	106
96 Manhattan (H)	68
97 Tulane (A)	88
122 Samford (H)	79
78 Stetson (H)	71
67 Georgia Tech (H)	85
65 Jacksonville (A)	83
82 California-Irvine (H)	69
98 Wisconsin-Milw. (H)	61
81 Georgia Tech (A)	76
113 Georgia Southern (A)	81
79 Jacksonville (H)	90
61 North Carolina (A)	70
74 Florida Southern (A)	66
94 Miami (A)	100

1971-72—Won 27, Lost 6 (.818)	
112 Oglethorpe (H)	69
96 Eastern Kentucky (H)	83
90 Stetson (N)	54
90 Jacksonville (A)	83
134 Valdosta State (H)	65
(10) Hawaii (A) (Forfeit)	(30)
76 Hawaii (A)	81
85 Washington (N)	77
73 Oregon State (N)	72
85 Washington State (N)	61
88 Denver (N)	70
63 St. Louis (N)	62
106 E. Tennessee State (H)	63
96 Mercer (H)	78
86 Houston (H)	79
105 South Alabama (H)	72
71 Georgia Tech (A)	69
72 Jacksonville (H)	93
84 Florida Southern (H)	63
109 Pan American (H)	83
86 Houston (A)	94
104 South Alabama (A)	81
94 Tulane (H)	84
108 Georgia Tech (H)	50
70 Jacksonville (A)	61
49 Stetson (A)	47
94 Biscayne (A)	66
64 Cincinnati (A)	88
*NCAA Tournament	
83 Eastern Kentucky (N)	81
70 Minnesota (N)	56
73 Kentucky (N)	54
79 North Carolina (N)	75
75 UCLA (A)	81
1972-73—Won 18, Lost 8 (.692)	
109 Georgia Southern (H)	97
87 Eastern Kentucky (H)	70
97 Biscayne (H)	62
59 Princeton (N)	61
85 Baylor (N)	67
68 Alabama (N)	74
91 Northwestern (N)	73
70 Penn State (N)	60
77 Brigham Young (N)	80
94 Oklahoma City (A)	80
91 Connecticut (H)	55
101 Georgetown (H)	70
78 Cincinnati (H)	74
84 Stetson (H)	67
66 Jacksonville (A)	60
47 Samford (A)	34
76 Southern Ill. (H)	73
95 South Florida (H)	53
82 Virginia Tech (A)	91
80 Seton Hall (N)	61
62 Cincinnati (A)	69
83 Jacksonville (H)	74
79 North Carolina (N)	91
86 South Alabama (A)	69
59 Marshall (H)	71
112 Mercer (H)	94
1973-74—Won 18, Lost 8 (.692)	
92 Hofstra (H)	63
109 Biscayne (H)	71
65 Clemson (N)	58
60 Pittsburgh (N)	82
93 Eastern Kentucky (A)	84
78 Louisville (A)	90
88 Memphis State (H)	80
107 W. Kentucky (N)	87
66 Wake Forest (N)	48
92 Indiana State (N)	93
84 Wisc.-Milw. (N)	82
99 Texas A&M (N)	79
74 Houston (A)	79
85 Virginia Tech (N)	80
92 Georgia Southern (N)	89
94 South Florida (A) (OT)	55
73 South Illinois (A)	77
78 Jacksonville (H)	74
90 New Mexico (H)	71
91 Canisius (H)	74
118 South Florida (H)	84
89 Jacksonville (A)	113
85 North Carolina (N)	104
105 South Alabama (H)	63
86 Fairleigh Dickinson (H)	58
96 South Alabama (A)	91

1974-75—Won 18, Lost 6 (.692)

81 Valdosta State (H)	74
72 Illinois State (H)	70
90 Marshall (H)	63
69 Memphis State (A)	70
75 Louisville (H)	84
98 Cal. State-Bakersfield	66
67 Ohio University (H)	60
69 Purdue (N)	66
61 Louisville (A)	79
107 Eastern Kentucky (H)	75
104 Wisconsin-Milw. (H)	82
88 Biscayne (A)	59
71 South Florida (A)	77
107 Hofstra (H)	71
95 Biscayne (A)	85
75 Canisius (A)	81
78 New Mexico (A) (OT)	84
111 UT-Chattanooga (H)	70
63 Jacksonville (H)	55
101 Georgia Southern (N)	77
81 Georgia State (H)	72
71 Jacksonville (A)	76
104 Georgia Southern (H)	71
91 Mercer (H)	68
77 South Florida (H)	64
54 Stetson (A)	63

1975-76—Won 21, Lost 6 (.778)

90 Rollins (H)	47
65 Eastern Kentucky (A)	59
59 Indiana (A)	83
81 Stetson (H)	71
109 Palm Beach Atlantic (H)	52
78 South Florida (N)	71
72 Alabama (N)	76
54 Washington (N)	69
75 Oregon State (N)	78
84 Colorado State (N)	54
88 Western Kentucky (H)	80
77 Jacksonville (A)	57
107 Baptist College (H)	54
100 Memphis State (H)	79
75 South Florida (A)	72
110 Southwestern La. (H)	70
68 Georgia State (A)	58
80 Illinois State (A)	58
80 Illinois State (A) (OT)	82
88 South Florida (H)	62
109 Illinois State (H)	81
85 Madison (A)	65
74 Jacksonville (H)	65
92 Georgia State (H)	70
106 Valdosta State (H)	61
90 Mercer (H)	76
68 Southwestern La. (A)	65
81 Dayton (A)	95

1976-77—Won 16, Lost 11 (.592)

70 Toledo (N)	66
---------------	----

92 Clemson (A)	108
109 Missouri Western (H)	80
97 Austin Peay (H)	86
63 Missouri (A)	65
94 Santa Clara (N)	80
87 San Francisco (A)	93
71 Army (N)	72
76 Vermont (A)	67
75 Louisville (A)	78
93 Western Kentucky (A)	73
83 Troy State (H)	69
69 Madison (H)	66
75 Memphis State (A)	81
97 South Florida (A)	84
115 South Alabama (H)	86
70 Jacksonville (A)	77
65 N.C.-Charlotte (H)	76
66 Mercer (A)	65
139 Baptist (H)	72
57 Kentucky (A)	70
87 Stetson (A)	80
76 Dayton (A)	71
76 Jacksonville (H)	71
103 South Florida (H)	72
91 Oral Roberts (H)	67
72 Georgia Tech (N)*	67
*Metro Tournament	

1977-78—Won 23, Lost 6 (.793)

83 Rollins (H)	59
110 Troy State (H)	82
90 St. Leo (H)	49
76 South Florida (A)	67
94 Seton Hall (A)	63
100 Texas A&M (A)	77
82 Navy (A)	55
97 Missouri (H)	64
75 Cincinnati (A)	77
71 Tulane (A)	56
74 Minnesota (A)	88
87 Tulane (A)	85
85 Fairleigh Dickinson (H)	43
103 Tulane (H)	85
76 Cincinnati (H)	66
70 Louisville (A)	66
88 St. Louis (A)	75
58 South Alabama (H)	58
72 St. Louis (A)	68
95 Memphis State (A)	89
89 Memphis State (H)	82
79 UNC-Charlotte (A)	88
81 Louisville (H)	70
78 Georgia Tech (H)	72
85 Georgia Tech (A)	82
80 Oral Roberts (A)	76
71 Georgia Tech (A)	69
93 Louisville (A)	94
76 Kentucky (A) (NCAA)	85

1978-79—Won 18, Lost 10 (.642)

116 Eckerd (H)	71
----------------	----

70 Western Kentucky (H)	59
71 Auburn (A)	70
68 Florida (H)	61
106 Florida Southern (H)	75
80 Dayton (A)	97
57 Penn State (N)	93
85 Alabama-Birmingham (A)	66
66 Jacksonville (A)	71
96 Georgia Southern (N)	83
76 Old Dominion (A)	70
60 Tulane (A)	74
61 St. Louis (A)	59
93 Memphis State (A)	86
65 Louisville (H)	67
79 Georgia Tech (H)	73
71 George Washington (A)	68
80 Cincinnati (A)	77
89 Tulane (H)	84
71 Louisville (A)	81
84 Jacksonville (H)	84
61 South Alabama (A)	78
73 Georgia Tech (A)	75
84 St. Louis (H)	79
76 Cincinnati (H)	72
90 Memphis State (H)	87
101 Tulane (A)	92
35 Memphis State (A)	34
60 Virginia Tech (A)	68

1979-80—Won 22, Lost 9 (.709)

101 Florida A&M (H)	63
76 Jacksonville (H)	77
89 South Florida (A)	71
87 Florida (N)	70
80 Memphis State (A)	78
81 Marquette (N)	78
112 Minnesota (H)	91
67 Western Kentucky (A)	65
108 Tulane (N)	97
75 St. Louis (A)	73
84 South Florida (H)	69
74 Memphis State (A)	69
79 Tulane (A)	80
82 South Carolina-Aiken (H)	69
62 Marquette (A)	74
77 Virginia Tech (H)	79
73 Louisville (A)	79
54 Cincinnati (A)	52
73 Auburn (H)	69
55 Memphis State (H)	54
77 Cincinnati (H)	74
85 Florida Southern (A)	78
71 St. Louis (A)	69
64 Jacksonville (A)	55
86 Cleveland State (H)	83
89 Alabama-Birmingham (H)	87
76 Virginia Tech (A)	78
75 Louisville (H)	83
85 Tulane (A)	73
79 Cincinnati (A)	69
72 Louisville (A)	81
94 Toledo (NCAA) (A)	91
78 Kentucky (NCAA) (A)	97
*Forfeit	

1980-81—Won 17, Lost 11 (.607)

57 Central Florida (H)	41
66 Minnesota (A)	79
59 Jacksonville (H)	57
74 Florida (N)	81
74 Auburn (A)	78
68 Missouri (N)	64
64 Georgia (N)	62
78 South Carolina (N)	80
84 Memphis State (H)	66
79 Cincinnati (A)	77
87 Baptist College (H)	60
70 Virginia Tech (A)	80
78 Louisville (A)	98
59 Jacksonville (A)	50
79 Tulane (H)	61
82 Florida (A)	71
74 Tulane (A)	68
71 St. Louis (A)	72
73 Louisville (H)	82
70 St. Louis (H)	57
79 Cincinnati (H)	78
80 Virginia Tech (H)	83
70 South Carolina (A)	78
92 Florida A&M (H)	83
84 St. Louis (N)	77
57 Cincinnati (N)	58

1981-82—Won 11, Lost 17 (.393)

81 Florida A&M (H)	67
67 Georgia (H)	70
94 Jacksonville (N)	93
67 South Florida (N)	82
80 Jacksonville (H)	83
65 Florida (N)	81
76 Auburn (H)	77
82 South Carolina (A)	77
76 UNC-Charlotte (N)	73
79 Dayton (A)	93
57 Louisville (A)	79
63 Memphis State (A)	90
82 Florida (H)	67
75 St. Louis (A)	74
69 Virginia Tech (A)	65
89 St. Louis (H)	73
101 St. Leo (H)	74
79 Jacksonville (A)	80
81 71 Louisville (H)	65
53 Tulane (A)	66
61 Tulane (H)	62
60 Memphis State (H)	62
83 Cincinnati (A)	84
84 South Carolina (H)	87
76 Virginia Tech (H)	77
71 Cincinnati (H)	73
54 Tulane (N)	49
73 Louisville (N)	97

1982-83—Won 14, Lost 14 (.500)

92 St. Leo (H)	54
68 Auburn (A)	78
81 Florida A&M (H)	79
77 South Florida (N)	90
81 Jacksonville (N)	86
63 Florida (H)	84
74 Pittsburgh (H)	75
85 San Diego State (A)	89
96 Tulsa (N)	80
74 New Mexico (A)	71
61 Jacksonville (A)	60
69 Louisville (H)	96
94 Southern Mississippi (H)	82
69 Virginia Tech (A)	70
86 Cincinnati (H)	78
71 Southern Mississippi (A)	65
90 South Carolina (A) OT	85
48 Cincinnati (A)	83
63 Louisville (A)	89
83 Jacksonville (H)	74
79 Tulane (H) 2 OT	80
82 Virginia Tech (H)	78
79 New Mexico (H)	77
74 Memphis State (H)	72
76 South Carolina (H)	79
67 Memphis State (A)	94
66 Tulane (A)	71
74 Memphis State (N)	84

1983-84—Won 20, Lost 11 (.645)

95 Central Florida (H)	56
83 Tampa (H)	70
67 Florida (A)	60
69 Auburn (H)	76
76 Jacksonville (H)	63
94 Florida International (H)	75
89 Pittsburgh (A)	102
87 Florida (H)	64
93 Furman (H) (OT)	91
68 South Carolina (H)	76
83 Southern Mississippi (A)	64
43 Tulane (A)	50
71 Cincinnati (H)	57
92 Baptist College (H)	75
71 Louisville (A)	95
87 South Carolina (A)	82
78 Southern Mississippi (H)	74
75 Louisville (H)	60
69 Memphis State(H)	73
47 Jacksonville (A)	56
67 Memphis State (A)	75
52 Tulane (H)	51
51 South Florida (A)	53
58 Virginia Tech (H)	57
85 Cincinnati (A)	64
93 Virginia Tech (A)	79
82 Monmouth College (H)	55
72 South Carolina (N)	65
63 Memphis State (N)	61
74 North Carolina State (N) (OT)	71
63 Pittsburgh (N)	66

World's Longest Shot? It happened right here!



January 21, 1980 was the date. The place? Florida State's Old Tully Gym. With 10 seconds left in a see-saw battle between the Seminoles and Virginia Tech, FSU head coach Joe Williams called a timeout. His team had the ball with the score deadlocked at 77-77. At the very worst, a missed shot would send the game into overtime.

The Seminoles inbounded the ball and held it until three seconds showed on the clock. A shot was taken but missed the mark. Down on the baseline, Tech's Les Henson scooped up the errant shot. The lefthander heaved the ball through the air toward the goal at the other end of the court—with his right hand. The ball hit nothing but net 89 feet, 3 inches later and the Gobblers had themselves a 79-77 win. The feat is duly recorded in the Guinness World Book of Records.

BASKETBALL LETTERMEN CLUB

-A-

Abraham, Ansley, 1974
 Adams, Arthur, 1949
 Albertson, Bob
 Aldridge, Archie, 1974
 Alford, Don
 Allen, Herbert, 1976
 Allen, Randy, 1984
 Amick, John
 Anderson, Kris, 1977, 78, 79, 81
 Arnold, Granville, 1983, 84
 Arnold, Rodney, 1980, 81
 Artmeier, Richard, 1954, 55
 Ashworth, Rufus, 1961
 Austin, Kenneth

-B-

Barrow, Tim, 1968
 Bates, Don
 Benjamin, Lee, 1949
 Benson, Rick, 1952, 53
 Biggs, Donald, 1966
 Bloodworth, John, 1966
 Boltz, Daniel
 Boyd, Bruce
 Bozeman, James, 1978, 79, 81
 Brennan, John
 Brodie, Mark, 1975
 Brown, Murray, 1977, 78, 79, 80
 Brownyard, Dave, 1973, 74
 Burke, Dennis, 1973, 74
 Burst, Thomas, 1953
 Burt, John, 1969, 70
 Bush, Ken, 1969
 Byrd, Carlton, 1974, 75, 76, 77

-C-

Cable, Randy, 1968, 69, 70
 Calkin, Jim, 1972
 Campbell, Rick, 1967
 Casteel, Robert, 1957, 58, 59, 60
 Chasse, Richard, 1974, 75
 Chatman, Ed, 1979
 Clendinen, William
 Clyde, Benny, 1973
 Cole, Otis, 1972, 73, 74
 Collinsworth, Greg, 1979, 80, 81
 Comparato, Robert
 Coogler, Faurest, 1961
 Cotton, Bill, 1961
 Cowens, David, 1968, 69, 70
 Cox, Jerry, 1978, 79, 80
 Cundy, Tom

-D-

Danford, Richard, 1966, 67, 68
 Davis, Harry, 1975, 76, 77, 78
 Davis, Jack, 1961
 Deckle, Bert
 Dellahan, Thomas
 Depalmer, Michael
 DePatty, Bob, 1968
 Dillard, Mickey, 1977, 78, 80, 81
 Doyle, Kenneth, 1967, 68
 Duarte, Michael
 Dunovan, Thomas
 Durham, Hugh, 1957, 58, 59

-E-

Eason, Michael, 1966
 Edney, Tim, 1961
 Edwards, Sherwood
 Ek, Bob, 1962, 63
 Elizy, Vernell, 1970, 71

-F-

Fairchild, Charles, 1965
 Farrar, Joe, 1984
 Fedor, Dave, 1961
 First, Robert
 Fischer, Louis, 1950, 51, 52
 Forkey, Russell, 1966
 Fryer, Artie, 1972

-G-

Garcia, Thomas, 1957
 Garrett, Rowland, 1970, 71, 72
 Gay, Larry, 1971, 72, 73
 Gies, Jan, 1968, 69, 70
 Gilbert, Mark
 Gilmore, Oren, 1981, 82

Gipson, Alton Lee, 1984
 Giswold, Bill, 1963
 Glenn, Bill, 1966, 67
 Glover, Roy, 1970
 Gonzalez, Pete, 1963, 65
 Gordon, Duane, 1952, 53
 Gosink, Jim
 Grady, Greg, 1973, 74, 75, 76
 Gregory, Stu, 1957
 Guckenberger, Buzz, 1955, 59
 Guemple, John

-H-

Harris, Eugene, 1974, 75, 76, 77
 Harris, Ron, 1970, 71, 72
 Harrison, John, 1974, 75
 Hartman, Bob, 1951
 Henry, Don
 Hewett, Ted
 Hilaman, Sheldon, 1948
 Hilsmier, Don
 Hogan, Jeff, 1967, 68, 69
 Holder, Alvin
 Holland, William
 Huge, Cal, 1963

-J-

Jackson, Tony, 1977, 78, 79, 80
 Jacoby, Leroy, 1956, 57, 58
 Johnson, Michael, 1982, 83, 84
 Johnson, Otis, 1973

-K-

Kaboord, Mark
 Kendall, Richard
 Kimrey, Lannie, 1969
 King, Edward
 King, Ron, 1971, 72, 73
 Klay, Dale, 1959, 69
 Kuhl, Donnie, 1977, 78, 79, 81
 Kundid, Michael, 1976

-L-

Laird, Steve
 Lanigan, Robert, 1947
 Leakey, Ken, 1964, 65
 Leitch, Colin, 1966
 Long, Charlie, 1961, 62, 63
 Loucks, Donald, 1948
 Lovell, Bobby, 1963, 64, 65
 Lovelle, Benny

-M-

Macklin, Kenneth, 1969, 70
 Macomber, Darryl, 1969, 70
 Mahoney, Dave
 Malmen, Ronald, 1965, 66
 Mann, Hank, 1975, 78, 79
 Marsee, Bud, 1950, 51
 Martello, Vince, 1983, 84
 Matchett, Scott, 1981
 Maxwell, Hosey
 McCrary, Benjamin, 1947
 McCrary, Lawrence, 1972, 73, 74
 McHone, Morris
 McLaughlin, Tom
 Menacof, Nick, 1959
 Miles, Bobby, 1982, 83, 84
 Moore, Larry
 Moorehead, Jon
 Morrison, Bruce
 Morrison, Ian, 1967
 Murphy, Brian, 1965
 Myrick, Maurice, 1982, 83, 84

-N-

Nemergut, Ron, 1971
 Nettles, Ronald, 1949
 Nissalke, Tom

-O-

Oler, James, 1953
 O'Steen, William

-P-

Parker, William, 1948
 Parker, Dennis
 Parks, Bobby, 1978, 79, 80, 81
 Patton, Wayne, 1955
 Pavy, James, 1948

Peacock, William, 1964, 65
 Pence, Robert, 1950, 51, 52, 53
 Perkins, Zach, 1973, 74, 75, 76
 Peters, David
 Petty, Otto, 1971, 72, 73
 Phillip, Raphael, 1982, 83
 Phillips, William, 1966
 Porter, Tom
 Powell, Ben
 Powers, Fred

-R-

Reeves, Ed
 Reeves, Dale, 1963
 Reynolds, Carl, 1968, 69
 Rhoney, Mike
 Richardson, Jimtom, 1952
 Ricketts, Dale, 1963
 Richter, John
 Rogers, Peter, 1963, 64
 Rolle, Elvis, 1980, 81
 Ross, David, 1967, 68
 Royals, Reggie, 1971, 72, 73

-S-

Samuel, Greg, 1971, 72
 Savage, Jr., James
 Schull, Gary, 1964, 65
 Shaffer, Dean, 1984
 Shirley, Jerry, 1963, 64, 65
 Simmons, James
 Smalls, Wayne, 1974, 75, 76, 77
 Smith, James, 1976, 77, 78
 Smith, Jerry, 1960, 61
 Speights, David, 1982, 83, 84
 Stewart, Darryle, 1966, 67, 68
 Stitt, Cyril, 1973, 74, 75
 Stolson, Galen, 1966
 Strom, Larry, 1957
 Swain, Ray, 1961, 62

-T-

Thompson, David, 1976, 77, 78
 Tookes, Pernell, 1979, 80, 81
 Towey, Jim
 Trammell, Jeffrey
 Trobaugh, Dick
 Twomey, Fred, 1957

-V-


Vetica, Dave, 1977

-W-

Waits, Robert, 1957
 Wallace, Jim, 1964
 Walls, Kevin
 Ward, Bob, 1957
 Warren, Larry, 1974, 75, 76
 Watson, Ronald, 1982, 83, 84
 Wernke, Paul, 1953
 Westhafer, Jerry, 1952, 53
 Westhafer, Joe, 1957
 Wiggins, Mitchell, 1982, 83
 Wilkes, Scott, 1982, 83
 Williams, Tony, 1982, 83, 84
 Williams, Bob, 1957
 Williams, Jr., Ernest
 Williams, Joseph, 1957
 Williams, Willie, 1969, 70
 Williamson, Dennis
 Wolf, Gary, 1953
 Woodward, Wayne, 1975
 Woodward, Freddie
 Worthington, Douglas
 Wright, William, 1972
 Wurshach, Ed
 Wyman, Jr., Orlando, 1948, 49, 50

-Y-

Young, Ed, 1980, 81
 Young, Skip, 1969, 70, 71



THE METRO CONFERENCE

Nine years ago, the Metropolitan Collegiate Athletic Conference was the new kid on the block.

Now, known simply as the Metro to fans, friends and foes alike, it boasts the 1979-80 NCAA basketball champion Louisville Cardinals and continues to be one of the nation's top basketball conferences.

Former commissioner Larry Albus envisioned the league while he was athletic director at St. Louis University. His dream became a reality in June of 1975 when six schools—Cincinnati, Georgia Tech, Louisville, Memphis State, St. Louis and Tulane—announced they had officially formed the conference.

In 1976, it was expanded to bring Florida State into the fold. When Georgia Tech relinquished its membership after the 1977-78 season, the league wasted no time in filling the void with Virginia Tech. A stronger Southern Mississippi program replaced St. Louis in 1981 and the conference expanded to eight teams in 1983 with the addition of South Carolina.

Metro schools have played an active role in national post season tournaments the last eight years, sending a pair of teams to the NCAA basketball tourney seven of those eight years and three teams in 1980—Cincinnati and Memphis State in 1976, Louisville and Cincinnati in 1977, Florida State and Louisville in 1978, Virginia Tech and Louisville in 1979, Florida State, Virginia Tech and national champion Louisville in 1980, Louisville in 1981, and Louisville and Memphis State in 1982, 1983 and 1984. In addition, the Metro had representatives at the NIT in 1976 (Louisville), 1977 (Memphis State), 1982 (Tulane and Virginia Tech) and 1984 (Virginia Tech and Florida State).

Under the leadership of commissioner Steve Hatchell, the Metro conducts a post-season tournament every year to determine its representative to the NCAA tourney. The 1984-85 tourney will be played March 7-9 in Louisville, Ky.

Final 1983-84 All Games Team Statistics

SCORING OFFENSE	G	Pts.	Avg.
1. Virginia Tech	35	2594	74.1
Florida State	31	2298	74.1
3. Louisville	35	2576	73.6
4. Memphis State	33	2299	69.7
5. South Carolina	28	1877	67.0
6. Southern Mississippi	28	1801	64.3
7. Tulane	28	1697	60.6
8. Cincinnati	28	1547	55.3

SCORING MARGIN	Off. Avg.	Def. Avg.	Dif.
1. Virginia Tech	74.1	65.5	+8.6
2. Memphis State	69.7	61.6	+8.1
3. Louisville	73.6	67.4	+6.2
4. Tulane	60.6	54.8	+5.8
5. Florida State	74.1	68.7	+5.4
6. South Carolina	67.0	67.0	0.0
7. Southern Mississippi	64.3	65.8	-1.5
8. Cincinnati	55.3	66.4	-11.1

FIELD GOAL PERCENTAGE—OFF.	FGM-FGA	Pct.
1. Florida State	936-1769	.529
2. Louisville	1034-2002	.516
3. Virginia Tech	1058-2082	.508
4. Memphis State	918-1852	.496
5. Tulane	668-1361	.491
6. South Carolina	735-1564	.470
7. Southern Mississippi	734-1610	.456
8. Cincinnati	648-1567	.414

FREE THROW PERCENTAGE	FTM-FTA	Pct.
1. Tulane	361-512	.705
2. Louisville	507-734	.691
3. Memphis State	463-678	.683
4. Virginia Tech	478-701	.682
5. Florida State	426-630	.676
6. Southern Mississippi	333-502	.663
7. South Carolina	407-668	.609
8. Cincinnati	251-441	.569

SCORING DEFENSE	G	Pts.	Avg.
1. Tulane	28	1535	54.8
2. Memphis State	33	2033	61.6
3. Virginia Tech	35	2292	65.5
4. Southern Mississippi	28	1843	65.8
5. Cincinnati	28	1860	66.4
6. South Carolina	28	1976	67.0
7. Louisville	35	2368	67.4
8. Florida State	31	2129	68.7

REBOUNDING MARGIN	Reb.-Avg.	Opponent Reb.-Avg.	Mar.
1. Tulane	841-30.0	734-26.2	+3.8
2. Memphis State	1198-36.3	1080-32.7	+3.6
3. Louisville	1225-35.0	1115-31.9	+3.1
4. Southern Mississippi	967-34.5	921-32.9	+1.6
5. South Carolina	983-35.1	940-33.6	+1.5
6. Florida State	999-32.2	1025-33.1	-0.9
7. Cincinnati	879-31.4	906-32.4	-1.0
8. Virginia Tech	1120-32.0	1257-35.9	-3.9

FIELD GOAL PERCENTAGE—DEF.	FGM-FGA	Pct.
1. Memphis State	796-1904	.418
2. Virginia Tech	882-2004	.440
3. Louisville	943-2042	.462
4. South Carolina	745-1583	.471
5. Florida State	867-1837	.472
6. Southern Mississippi	733-1529	.479
7. Tulane	683-1411	.484
8. Cincinnati	719-1376	.523

TURNOVER MARGIN	Opponent TO-Avg.	TO-Avg.	Mar.
1. Virginia Tech	674-19.3	520-14.9	+4.4
2. Cincinnati	357-12.8	351-12.5	+0.3
3. Louisville	575-16.4	572-16.3	+0.1
4. Memphis State	410-12.4	408-12.4	+0.0
5. Tulane	363-13.0	371-13.3	-0.3
6. Florida State	487-15.7	477-15.4	-0.3
7. Southern Mississippi	350-12.5	389-13.9	-1.4
8. South Carolina	361-12.9	414-14.8	-1.9

Metro Conference Standings 1983-1984

Team	Conference			All Games		
	W	L	Pct.	W	L	Pct.
Memphis State	11	3	.786	26	7	.788
Louisville	11	3	.786	24	11	.686
Florida State	9	5	.643	20	11	.645
Virginia Tech	8	6	.571	22	13	.629
Tulane	7	7	.500	17	11	.607
South Carolina	5	9	.357	12	16	.429
South Carolina	5	9	.357	12	16	.429
Southern Mississippi	4	10	.286	13	15	.464
Cincinnati	0	14	.000	3	25	.107



All-Metro Conference Team 1st Team
 Keith Lee, Memphis State
 Dell Curry, Virginia Tech
 John Williams, Tulane
 Milt Wagner, Louisville
 Jimmy Foster, South Carolina
Al Gipson, Florida State

2nd Team
 Charles Jones, Louisville
 Curtis Green, Southern Mississippi
 Perry Young, Virginia Tech
 Lancaster Gordon, Louisville
 Phillip Haynes, Memphis State

All-Metro Freshman Team
 William Bedford, Memphis State
 Eddie Pope, Southern Mississippi
Randy Allen, Florida State
 Michael Foster, South Carolina
 Barry Sumpter, Louisville

Player of the Year—John Williams (Tulane)
Newcomer of the Year—Alton Lee Gipson (Florida State)
Coach of the Year—Dana Kirk (Memphis)

Final 1983-84 All Games Individual Statistics (Returning Players in Bold Type)

SCORING (Min. 14.0 points per game)

Name, Team	CL	G	FG	FT	Pts.	Avg.
1. Al Gipson, FSU	Jr	31	260	106	626	20.2
2. John Williams, TUL	Jr	28	202	140	544	19.4
3. Dell Curry, VT	So	35	293	88	674	19.3
4. Jimmy Foster, USC	Sr	28	200	118	518	18.5
5. Keith Lee, MSU	Jr	33	245	117	608	18.4
6. Perry Young, VT	Jr	35	239	162	640	18.3
7. Milt Wagner, LOU	Jr	35	228	124	580	16.6
8. Mark Dorris, CINC	Sr	28	190	77	457	16.3
9. Curtis Green, USM	Sr	28	180	89	449	16.0
10. James Williams, USM	Jr	28	170	76	416	14.9
11. Lancaster Gordon, LOU	Sr	35	217	87	516	14.7

FIELD GOAL PCT. (Min. 4 FG made & .500)

Name, Team	CL	G	FGM-FGA	Pct.
1. Jimmy Foster, USC	Sr	28	200-336	.595
2. Dean Shaffer, FSU	Jr	31	132-230	.574
3. Perry Young, VT	Jr	35	239-419	.570
4. John Williams, TUL	Jr	28	202-355	.569
5. Charles Jones, LOU	Sr	35	159-280	.568
6. Vince Martello, FSU	Sr	31	180-322	.559
7. Keith Lee, MSU	Jr	33	245-453	.541
8. Jeff Hall, LOU	So	35	132-246	.539
9. Al Gipson, FSU	Jr	31	260-497	.523
10. Dell Curry, VT	So	35	293-561	.522
11. Lancaster Gordon, LOU	Sr	35	217-418	.519

ASSISTS (Min. 3.0 assists per game)

Name, Team	CL	G	No.	Avg.
1. Tony William, FSU	Sr	28	215	7.7
2. Dean Shaffer, FSU	Jr	31	146	4.7
3. Andre Turner, MSU	So	33	150	4.5
4. Milt Wagner, LOU	Jr	35	136	3.9
5. Al Young, VT	Jr	35	134	3.8
6. Michael Foster, USC	Fr	28	103	3.7
7. Billy Thompson, LOU	So	31	112	3.6
8. Curtis Green, USM	Sr	28	102	3.6
9. Lancaster Gordon, LOU	Sr	35	116	3.3
10. Gary Delph, TUL	Sr	27	82	3.0

REBOUNDING (Min. 7.0 rebounds per game)

Name, Team	CL	G	No.	Avg.
1. Keith Lee, MSU	Jr	33	357	10.8
2. Charles Jones, LOU	Sr	35	338	9.7
3. Jimmy Foster, USC	Sr	28	263	9.4
4. John Williams, TUL	Jr	28	222	7.9
5. James Williams, USM	Jr	28	214	7.6
6. Ken Suttles, USM	Jr	28	207	7.4

FREE THROW PCT. (Min. 2 FT made & .700)

Name, Team	CL	G	FTM-FTA	Pct.
1. Milt Wagner, LOU	Jr	35	124-146	.849
2. Granville Arnold, FSU	So	31	85-101	.842
3. Curtis Green, USM	Sr	28	89-114	.781
4. Vince Martello, FSU	Sr	31	67-86	.779
5. Keith Lee, MSU	Jr	33	117-151	.775
6. Bobby Parks, MSU	Sr	20	68-88	.773
7. Lancaster Gordon, LOU	Sr	35	87-107	.766
8. John Williams, TUL	Jr	28	140-184	.761
9. Dell Curry, VT	So	35	88-116	.758
10. Billy Thompson, LOU	So	31	72-98	.736
11. Phillip Haynes, MSU	Sr	33	75-102	.735

STEALS (Min. 1.5 steals per game)

Name, Team	CL	G	No.	Avg.
1. Dell Curry, VT	So	35	89	2.5
2. Dean Shaffer, FSU	Jr	31	70	2.3
3. Tony William, FSU	Sr	28	62	2.2
4. Charles Jones, LOU	Sr	35	65	1.9
5. Andre Turner, MSU	So	33	58	1.8
6. Lancaster Gordon, LOU	Sr	35	58	1.7
7. Curtis Green, USM	Sr	28	47	1.7
8. Al Young, VT	Jr	35	56	1.6

BLOCKED SHOTS (Min. 1.3 blocks per game)

Name, Team	CL	G	No.	Avg.
1. Keith Lee, MSU	Jr	33	76	2.3
2. Mike Brittain, USC	Jr	27	61	2.3
3. William Bedford, MSU	Fr	26	57	2.2
4. Charles Jones, LOU	Sr	35	64	1.8
5. Al Gipson, FSU	Jr	31	55	1.8
6. John Williams, TUL	Jr	28	53	1.3

Metro Tournament Statistics

1984 Metro Tournament Results

First Round (Attendance—17,945)
 Louisville 62, Cincinnati 55
 Virginia Tech 49, Tulane 47
 Florida State 72, South Carolina 65
 Memphis State 86, Southern Miss 58

Second Round (Attendance—10,386)
 Virginia Tech 69, Louisville 61
 Memphis State 65, Florida State 63

Championship (Attendance—11,200)
 Memphis State 78, Virginia Tech 65

Composite Metro Tournament Standings

Team	W-L	Pct.	Tourn	Semis	Finals	Titles	2nd
Louisville	12-5	.706	9	9	5	4	1
Memphis St.	12-7	.632	9	8	3	2	1
Virginia Tech	8-5	.615	6	5	2	1	1
Cincinnati	8-7	.533	9	4	3	2	1
Florida State	8-8	.500	8	6	3	0	3
Tulane	2-9	.182	9	1	1	0	1
Southern Miss	0-2	.000	2	0	0	0	0
*Georgia Tech	4-3	.571	3	3	1	0	1
*St. Louis	0-7	.000	7	0	0	0	0

*No longer members

All-Tournament Teams

1976

Dexter Reed, Memphis State
 Pat Cummings, Cincinnati
 Bill Cook, Memphis State
 Jim Wood, Georgia Tech
 Alvin Wright, Memphis State

1977

Gary Yoder, Cincinnati
 Bob Miller, Cincinnati
 Tico Brown, Georgia Tech
 Jim Wood, Georgia Tech
 Alvin Wright, Memphis State

1978

Rick Wilson, Louisville
 Sammy Drummer, Georgia Tech
 Eugene Harris, Florida State
 Ricky Gallon, Louisville
 Harry Davis, Florida State

1979

Murray Brown, Florida State
 Dale Solomon, Virginia Tech
 Wayne Robinson, Virginia Tech
 Rodney Lee, Memphis State
 Darrell Griffith, Louisville

1980

Darrell Griffith, Louisville
 Derek Smith, Louisville
 Eddie Lee, Cincinnati
 Elvis Rolle, Florida State
 Poncho Wright, Louisville

1981

Derek Smith, Louisville
 Rodney McCray, Louisville
 Dale Solomon, Virginia Tech
 David Burns, St. Louis
 Dwight Jones, Cincinnati

1982

Scooter McCray, Louisville
 Rodney McCray, Louisville
 Milt Wagner, Louisville
 Bobby Parks, Memphis State
 Paul Thompson, Tulane

1983

Keith Lee, Memphis State
 Bobby Parks, Memphis State
 Otis Jackson, Memphis State
 Derek Smith, Louisville
 Dale Solomon, Virginia Tech

1984

Keith Lee, Memphis State
 Perry Young, Virginia Tech
 Alton Lee Gipson, Florida State
 Lancaster Gordon, Louisville
 Phillip Haynes, Memphis State

John Gunn Outstanding Player

1976—Dexter Reed, Memphis State, Junior
 1977—Gary Yoder, Cincinnati, Senior
 1978—Rick Wilson, Louisville, Senior
 1979—Dale Solomon, Virginia Tech, Freshman
 1980—Darrell Griffith, Louisville, Senior
 1981—Rodney McCray, Louisville, Sophomore
 1982—Keith Lee, Memphis State, Freshman
 1983—Rodney McCray, Louisville, Senior
 1984—John Williams, Tulane, Junior

Year-By-Year NCAA Results

(Since the Metro was formed)

1976 Notre Dame 79, Cincinnati 78 (1st round)
 Pepperdine 87, Memphis State 77 (1st round)
Won 0, Lost 2

1977 UCLA 87, Louisville 79, Marquette 66, Cincinnati 51
Won 0, Lost 2

1978 Kentucky 85, Florida State 76 (1st round)
 Louisville 76, St. John's 68 (1st round)
 DePaul 90, Louisville 89, 2 OT (2nd round)
Won 1, Lost 2

1979 Virginia Tech 70, Jacksonville 53 (1st round)
 Louisville 69, South Alabama 66 (2nd round)
 Indiana State 86, Virginia Tech 69 (2nd round)
 Arkansas 73, Louisville 62 (regional semifinals)
Won 2, Lost 2

1980 Florida State 94, Toledo 91 (1st round)
 Virginia Tech 89, Western Kentucky 85, OT (1st round)
 Kentucky 97, Florida State 78 (2nd round)
 Indiana 68, Virginia Tech 59 (2nd round)
 Louisville 71, Kansas State 69, OT (2nd round)
 Louisville 66, Texas A&M 55, OT (Midwest regional semifinals)
 Louisville 86, LSU 66 (Midwest regional championship)
 Louisville 80, Iowa 72 (Final Four Semifinals) Louisville 59,
 UCLA (Final Four championship)
Won 7, Lost 2

1981 Arkansas 74, Louisville 73 (2nd round)
Won 0, Lost 1

1982 Memphis State 56, Wake Forest 55 (East regional, 2nd round)
 Villanova 70, Memphis State 66, OT
 Louisville 81, Middle Tennessee St. 56 (Mideast regional,
 2nd round)
 Louisville 67, Minnesota 61
 Louisville 75, Alabama-Birmingham 68
 Georgetown 50, Louisville 46 (Final Four semifinals)
Won 4, Lost 2

1983 Memphis State 66, Georgetown 57 (2nd round Midwest)
 Houston 70, Memphis State 63 (Midwest regional finals)
 Louisville 70, Tennessee 57 (Mideast 2nd round)
 Louisville 65, Arkansas 63 (Mideast regional semifinals)
 Louisville 80, Kentucky 68 (Mideast regional championship)
 Houston 94, Louisville 81 (Final Four semifinals)
Won 4, Lost 2

NCAA Tournament Record Overall: Won 22, Lost 17 (since 1975)

1984 Louisville 72, Morehead State 69 (Mideast 1st round)
 Memphis State 92, Oral Roberts 83 (Midwest 1st round)
 Louisville 69, Tulsa 67 (Mideast 2nd round)
 Memphis State 66, Purdue 48 (Midwest 2nd round)
 Kentucky 72, Louisville 67 (Mideast semi-final)
 Houston 78, Memphis State 71 (Midwest semi-final)

Media Information

Florida State University's 1984-85 Basketball Guide has been designed for use by the news media and Seminole fans. Any questions not covered in this brochure can be directed to the Florida State Sports Information Office.

All requests for working press, radio, television, photographers or scouting credentials should be made to Sports Information Director Wayne Hogan or Associate Director Lisa Morton at least one week prior to the playing date.

Working media: Working media will be admitted to the Tallahassee Leon County Civic Center and will be permitted to take their seats at courtside. Press credentials may be picked up prior to the game, or held at the Will Call window.

Requests will be evaluated and credentials issued according to the following criteria:

- Local metropolitan press; wire services; national publications; opposing metropolitan press; student newspaper.
- Other daily newspapers.
- Radio and television personnel not actually broadcasting.

d. Non-daily newspapers.

e. Scouts.

Parking: To the east of Center and surrounding areas. Press parking will be issued on a first-come first-served basis.

Photographers: Accredited photographers, upon presenting a photo pass, will be allowed to shoot under both baskets. NO freelance photographer will be permitted to shoot under the basket.

Television: Facilities are available for both local and network broadcasts. Please have requests prepared several weeks prior to the expected broadcast.

Radio: Sections are reserved for both Florida State and opposing radio on press row. FSU grants broadcast rights to the official radio outlet of the visiting team on a reciprocal basis.

Phones: Telephone service should be secured directly through Centel Telephone Company of Tallahassee, Florida. Call 904/222-2236. Have them contact the Sports Information Office for location.

Telecopiers: Two telecopiers are available in the press room.

Services: Half-time stats plus a running play-by-play will be provided to the media. Final stats and a final running will also be available following the conclusion of the game.

Interview policies: Florida State players may be reached through the Sports Information Office. A media card will be filled out and given to the player who will return the call collect. No interviews will be granted on game days prior to the game. Following the completion of the game, Florida State players will be available to the media after a five-minute cooling off period. Head coach Joe Williams will be taken to an interview room across from the locker room where he will conduct a question and answer session with the media.

Press meals: A light buffet is available in the Seminole Spirit Room to all members of the media. See Associate Sports Information Director Lisa Morton at the game for buffet tickets.

1984-85 Media List

NEWSPAPERS

David Simmons
Sports Editor
THE FLAMBEAU
P.O. Box 20287
Tallahassee, FL 32306

Pat Dooley
Sports
FLORIDA TIMES-UNION
P.O. Box 1949-F
Jacksonville, FL 32201

Greg Larson
Sports
FLORIDA TIMES-UNION
P.O. Box 1949-F
Jacksonville, FL 32201

Jeff Miller
Sports
FLORIDA TIMES-UNION
P.O. Box 1949-F
Jacksonville, FL 32201

Craig Barnes
Sports
FT. LAUDERDALE NEWS
P.O. Box 14430
Ft. Lauderdale, FL 33302

Tom Cornelison
Sports
JACKSONVILLE JOURNAL
P.O. Box 1949-F
Jacksonville, FL 32201

Gary Long
Sports
MIAMI HERALD
One Herald Plaza
Miami, FL 33101

Edwin Pope
Sports Editor
MIAMI HERALD
One Herald Plaza
Miami, FL 33101

Vince Murray
Sports
OCALA STAR BANNER
P.O. Box 490
Ocala, FL 32670

Bill Buchalter
Sports
ORLANDO SENTINEL
P.O. Box 2833
Orlando, FL 32802

Larry Guest
Sports Editor
ORLANDO SENTINEL
P.O. Box 2833
Orlando, FL 32802

Barry Cooper
Sports
ORLANDO SENTINEL
P.O. Box 2833
Orlando, FL 32802

Steve Ellis
Editor
THE OSCEOLA
P.O. Box 20152
Tallahassee, FL 32316

Jon Marmor
Sports
PALM BEACH POST
P.O. Drawer T
West Palm Beach, FL 33402

John Harris
Sports
ST. PETERSBURG TIMES
P.O. Box 1121
St. Petersburg, FL 33731

Tommy Carnes
Executive Sports Editor
TALLAHASSEE DEMOCRAT
P.O. Box 990
Tallahassee, FL 32302

Gerald Ensley
Sports
TALLAHASSEE DEMOCRAT
P.O. Box 990
Tallahassee, FL 32302

Bill McGrotha
Sports Editor
TALLAHASSEE DEMOCRAT
P.O. Box 990
Tallahassee, FL 32302

Joe Henderson
Sports
TAMPA TRIBUNE
P.O. Box 191
Tampa, FL 33601

Dennis Sowers
Sports
THOMASVILLE TIMES-ENTERPRISE
P.O. Box 650
Thomasville, GA 31792

Elgin White
1801 Gibbs Drive
Tallahassee, FL 32302

WIRE SERVICES

Bill Kaczor
Sports
ASSOCIATED PRESS
306 South Duval Street
Tallahassee, FL 32301

Sports
UNITED PRESS INTERNATIONAL
P.O. Box 164
Tallahassee, FL 32302

TV STATIONS

Scott Atwell
Sports
WCTV-TV
P.O. Box 3048
Tallahassee, FL 32303

Bob Warren
Sports Director
WCTV-TV
P.O. Box 3048
Tallahassee, FL 32303

Sports Director
WFSU-TV
2565 Pottsdamer Street
Tallahassee, FL 32304

Rich Lenz
Sports Director
WTXL-TV
P.O. Box 13327
Tallahassee, FL 32308

Sports Director
WTWC-TV
P.O. Box 12518
Tallahassee, FL 32317

RADIO STATIONS

Jim Crosby
Sports
WTNT-RADIO
325 John Knox Rd., Ste E-200
Tallahassee, FL 32302

Rod Meadows
Sports Director
WTNT-RADIO
325 John Knox Rd., Ste E-200
Tallahassee, FL 32302

Sports Director
WFSU-RADIO
2565 Pottsdamer Street
Tallahassee, FL 32304



1984-85 Seminoles Basketball Schedule

DATE	OPPONENT	SITE	TIME	DATE	OPPONENT	SITE	TIME
Nov. 26	TAMPA	TALLAHASSEE, FLA.	7:30 pm	Jan. 23	MEMPHIS STATE (TV)	TALLAHASSEE, FLA.	8:00 pm
30	FLORIDA	TALLAHASSEE, FLA.	7:30 pm	26	Southern Mississippi	Hattiesburg, Miss.	8:30 pm
Dec. 3	FLORIDA INTERNATIONAL	TALLAHASSEE, FLA.	7:30 pm	28	Tulane	New Orleans, La.	8:30 pm
5	Jacksonville	Jacksonville, Fla.	7:35 pm	4	Florida	Columbus, S.C.	7:30 pm
18	TENNESSEE-MARTIN	TALLAHASSEE, FLA.	7:30 pm	6	TULANE	Gaineyville, Fla.	7:30 pm
21	PITTSBURGH	TALLAHASSEE, FLA.	7:30 pm	11	SOUTHERN MISSISSIPPI	TALLAHASSEE, FLA.	7:30 pm
29	Furman	Greenville, S.C.	7:30 pm	13	JACKSONVILLE	TALLAHASSEE, FLA.	7:30 pm
Jan. 2	Cincinnati (TV)	Cincinnati, Ohio	8:00 pm	16	Memphis State (TV)	Memphis, Tenn.	4:00 pm
5	North Carolina	Miami, Fla.	3:00 pm	20	Louisville (TV)	Louisville, Ky.	8:00 pm
7	ST. JOSEPH'S	TALLAHASSEE, FLA.	7:30 pm	23	VIRGINIA TECH (TV)	TALLAHASSEE, FLA.	4:00 pm
9	SOUTH FLORIDA	TALLAHASSEE, FLA.	7:30 pm	27	CINCINNATI (TV)	TALLAHASSEE, FLA.	8:00 pm
12	LOUISVILLE	TALLAHASSEE, FLA.	7:30 pm	Mar. 2	SOUTH CAROLINA	TALLAHASSEE, FLA.	7:30 pm
14	Virginia Tech	Blacksburg, Va.	8:00 pm	7-9	Metro Conference Tournament	Louisville, Ky.	TBA
19	North Carolina State	Raleigh, N.C.	7:30 pm				

Note: Time for games on Metro TV schedule are subject to change.

Home Games in Capital. All Times are Eastern Standard.