


THE  
RECORD BOOK



Former Seminole stars Murray Brown, Dave Cowens, Ron King, Jim Oler, Otto Petty, Mitchell Wiggins.

## The Year In Review: 1984-85 Statistics

### 1984-85 Results

Overall Record: 14-16; Home: 9-5; Away: 2-9; Neutral: 3-2

FSU	W/L (REC)	OPP	ATTENDANCE	FSU HI PTS	FSU HI REBS
89 Tampa (H)	W (1-0)	52	4,119	Gipson 33	Gipson, Arnold 11
65 Florida (H))	L (1-1)	68	13,188	Farrar 18	Arnold 13
97 Florida International (H)	W (2-1)	43	3,405	Gipson 19	Gipson, Arnold 9
61 Jacksonville (A)	W (3-1)	60	8,279	Allen 22	Allen 13
90 Tennessee-Martin (H)	W (4-1)	73	3,060	Gipson 27	Gipson 10
83 Pittsburgh (at Orlando)	W (5-1)	76	1,863	Gipson 24	Gipson, Allen 9
97 Furman (A)	W (6-1)	75	2,120	Allen 20	Speights 7
62 Cincinnati (A-Metro, 0-1)	L (6-2)	63	4,344	Gipson 15	Gipson 12
69 North Carolina (at Miami)	L (6-3)	78	4,319	Gipson 18	Myrick 9
88 St. Josephs (H)	W (7-3)	72	3,276	Gipson, Allen 25	Myrick 10
54 South Florida (H)	L (7-4)	56	5,176	Farrar 16	Allen 7
62 Louisville (H-Metro, 0-2)	L (7-5)	63	9,645	Allen, Myrick 13	Gipson 11
71 Virginia Tech (A-Metro, 0-3)	L (7-6)	85	10,000	Gipson 21	Gipson 15
66 North Carolina State (A)	L (7-7)	72	11,300	Shaffer 16	Myrick 8
69 Memphis State (H-Metro, 0-4)	L (7-8)	74	5,863	Gipson 18	Allen 11
63 Southern Miss (A-Metro, 0-5)	L (7-9)	77	5,483	Gipson 27	Gipson 16
61 Tulane (A-Metro, 0-6)	L (7-10)	64	3,753	Gipson 22	Myrick 7
77 South Carolina (A-Metro, 0-7)	L (7-11)	92	7,896	Allen 20	Gipson 6
79 Florida (A)	L (7-12)	86	7,624	Gipson 25	Gipson 10
74 Tulane (H-Metro, 1-7)	W (8-12)	51	3,315	Gipson 18	Gipson 6
91 Southern Miss (H-Metro, 2-7)	W (9-12)	79	3,216	Myrick 23	Allen 8
88 Jacksonville (H)	W (10-12)	72	3,842	Gipson 23	Allen, Gipson, Fitchett 7
68 Memphis State (A-Metro, 2-8)	L (10-13)	70	10,341	Allen 31	Allen, Gipson 9
72 Louisville (A-Metro, 2-9)	L (10-14)	83	19,004	Allen 24	Myrick 9
75 Virginia Tech (H-Metro, 2-10)	L (10-15)	87	3,795	Myrick 17	Myrick 12
86 Cincinnati (H-Metro, 3-10)	W (11-15)	60	2,541	Fitchett, Allen 23	Gipson 9
87 South Carolina (H-Metro, 4-10)	W (12-15)	75	2,589	Shaffer 18	Speights 9
97 Virginia Tech (N-Metro Tn)	W (13-15)	93	10,250	Gipson 33	Myrick 11
75 Cincinnati (N-Metro Tn)	W (14-15)	65	19,454	Gipson 22	Gipson 10
86 Memphis State (N-Metro Tn)	L (14-16)	90 (OT)	11,501	Gipson 26	Gipson 8

2302 TOTAL THROUGH 30 GAMES W-14, L-16 2154 ATTENDANCE REPORT: All Games: 30 dates—204,561 (6,819)  
 Home: 14 dates—67,030 (4,787)  
 Away: 11 dates—90,144 (8,195)

### 1984-85 Statistics

Name	G-GS	PTS-AVG	REB-AVG	FG-FGA	PCT	FT-FTA	PCT	PF-D	A	TO	BK	ST	MIN-AVG	HI-PTS
Gipson	30-30	568-18.9	234-7.8	236-489	.483	96-150	.640	87-2	32	58	47	21	1040-35.0	33 Tpa,VT(3)
Allen	28-27	436-15.6	190-6.8	187-352	.531	62-101	.614	83-4	14	43	28	37	901-32.2	31 MSU (2)
Farrar	30-30	316-10.5	86-2.9	138-271	.509	40-55	.727	92-6	110	78	8	42	1005-33.5	18-3 Times
Shaffer	28-24	292-10.4	96-3.4	121-267	.453	49-74	.662	88-4	171	84	6	81	849-30.3	24 MSU (3)
Myrick	30-29	302-10.1	186-6.2	116-237	.489	70-101	.693	88-5	75	69	16	46	976-32.5	23 USM (2)
Fitchett	29-5	198-6.8	109-3.8	74-121	.612	51-74	.689	58-2	24	21	16	19	661-22.8	23 UC (2)
Speights	19-0	86-4.5	68-3.6	28-52	.538	30-45	.667	20-0	12	24	2	6	198-10.4	23 VaTech (3)
Carter	14-0	24-1.7	13-0.9	10-23	.435	4-6	.667	12-0	2	3	1	2	53-3.8	7 FIU
Mabry	23-0	26-1.1	6-0.3	9-25	.360	8-15	.538	21-1	25	23	0	6	123-5.3	6 St. Joe
Martin	11-0	7-0.6	7-0.6	2-6	.333	3-3	1.000	5-0	0	2	0	0	40-3.6	3 FIU
*Arnold	6-6	47-7.8	40-6.7	14-34	.412	19-22	.864	10-0	19	11	0	6	170-28.3	16 FIU
<b>FSU Totals</b>	<b>30</b>	<b>2302-76.7</b>	<b>1101-36.7</b>	<b>935-1877</b>	<b>.498</b>	<b>432-646</b>	<b>.669</b>	<b>564-24</b>	<b>484</b>	<b>416</b>	<b>124</b>	<b>266</b>	<b>6025</b>	<b>97 3 Times</b>
<b>OPP Totals</b>	<b>30</b>	<b>2154-71.8</b>	<b>1075-35.8</b>	<b>860-1854</b>	<b>.464</b>	<b>434-633</b>	<b>.686</b>	<b>600-15</b>	<b>374</b>	<b>438</b>	<b>71</b>	<b>186</b>	<b>6025</b>	<b>93 VaTech (3)</b>
(Margin)		(+0.4)	(+0.9)											

FSU Totals include 66 team rebounds—do not include 84 dead ball rebounds.  
 OPP Totals include 70 team rebounds—do not include 89 dead ball rebounds.

Total missed shots = 2,349 / Total rebounds = 2,349

Dunks: Allen 34, Gipson 26, Fitchett 16, Myrick 8, Shaffer 8, Farrar 3, Speights 3.

## Game-By-Game

Opponent	ALLN	CRTR	FARR	FTCH	GPSN	MBRY	MRYK	SHFR	SPGT
Tampa	20/7	0/0	4/3	0/1	33/11	2/0	6/2	4/2	9/8
Florida	17/10	DNP	18/0	DNP	10/3	DNP	6/4	7/4	DNP
Florida Internat'l	12/9	7/2	4/6	12/6	19/7	4/0	10/7	DNP	10/7
Jacksonville	22/13	DNP	6/2	0/0	18/5	DNP	9/6	2/4	DNP
Tennessee-Martin	16/9	4/0	18/0	5/7	27/10	0/0	8/4	DNP	2/1
Pitt	21/9	DNP	6/2	19/8	24/9	0/0	1/5	11/8	DNP
Furman	20/5	4/1	14/4	10/6	17/4	0/0	19/5	7/3	7/7
Cincinnati	8/6	0/1	12/2	8/3	15/12	DNP	10/3	9/3	0/2
North Carolina	14/7	DNP	14/5	6/2	18/5	DNP	4/9	10/6	3/0
St. Joseph	25/5	0/0	9/0	8/3	25/5	6/0	9/10	6/1	0/0
South Florida	10/7	DNP	16/6	2/5	2/4	2/0	10/4	10/5	2/2
Louisville	13/3	DNP	12/4	1/3	12/11	0/0	13/7	9/3	2/1
Virginia Tech	16/12	DNP	8/2	4/5	21/15	2/2	10/9	10/5	DNP
N.C. State	14/6	DNP	10/3	6/2	11/7	2/0	7/8	16/0	DNP
Memphis State	17/11	DNP	9/3	4/0	18/7	0/1	14/9	7/2	DNP
Southern Miss	13/7	DNP	14/4	0/0	27/16	0/0	7/4	2/1	0/1
Tulane	8/3	0/1	2/0	0/0	22/5	0/0	12/7	17/4	DNP
South Carolina	20/3	DNP	14/3	6/4	14/6	0/2	10/3	13/4	0/1
Florida	9/5	0/0	15/3	6/7	25/10	2/0	10/6	10/6	2/1
Tulane	13/5	2/1	6/3	4/2	18/6	0/0	14/3	14/4	3/1
Southern Miss	16/8	0/2	10/1	10/6	22/3	0/0	23/3	10/1	DNP
Jacksonville	12/7	DNP	1/2	15/7	23/7	2/0	15/6	18/5	2/4
Memphis State	31/9	0/0	5/3	2/5	14/9	DNP	8/7	8/2	DNP
Louisville	15/5	2/2	12/3	8/2	12/6	0/0	8/9	6/1	DNP
Virginia Tech	12/7	DNP	12/3	7/2	14/11	0/0	17/10	13/5	DNP
Cincinnati	10/7	1/1	11/2	23/6	14/9	2/1	0/5	10/2	2/1
South Carolina	10/2	1/1	14/3	4/3	12/6	0/0	12/6	18/4	11/9
Virginia Tech	DNP	DNP	8/3	12/5	33/7	DNP	11/11	10/3	23/10
Cincinnati	0/0	0/0	15/4	10/4	22/10	DNP	13/8	11/4	4/7
Memphis State	DNP	DNP	6/7	18/2	26/8	2/0	6/4	24/4	4/5

## Metro Conference Statistics

Conference Record: 4-10; Home: 4-3; Road: 0-7

Name	G-GS	PTS-AVG	REB-AVG	FG-FGA	PCT	FT-FTA	PCT	PF-D	A	TO	BK	ST	MIN-AVG	HI-PTS
Gipson	14-14	235-16.8	122-8.7	95-212	.448	45-67	.672	39-2	7	22	22	10	486-34.7	28 USM (1)
Allen	14-14	224-16.0	91-6.5	95-182	.522	34-53	.642	42-2	5	16	14	22	482-34.4	31 MSU (2)
Myrick	14-14	158-11.3	87-6.2	60-122	.492	38-54	.704	41-2	34	33	5	23	479-34.2	23 USM (2)
Farrar	14-14	141-10.1	39-2.8	60-135	.444	21-27	.778	46-3	47	35	3	20	473-33.8	14 USM(1)SC(1/2)
Shaffer	14-12	141-10.1	41-2.8	64-142	.451	18-30	.583	46-2	81	44	3	44	436-31.1	18 USC (2)
Fitchett	14-2	81-5.8	41-2.9	30-53	.567	21-36	.583	28-1	12	7	7	8	296-21.1	23 UC (2)
Speights	7-0	18-2.6	16-2.3	5-7	.714	8-13	.615	1-0	2	5	1	2	55-7.9	11 USC (2)
Mabry	12-0	4-0.3	6-0.5	1-9	.125	2-4	.500	11-1	13	11	0	3	54-4.5	2 VT (1) UC (2)
Carter	8-0	9-0.7	10-1.3	3-13	.231	3-5	.600	7-0	1	2	1	1	31-3.8	2 Three Teams
Martin	2-0	2-1.0	2-1.0	0-1	.000	2-2	1.000	2-0	0	1	0	0	5-2.5	2 USC (2)
<b>FSU Totals</b>	14	1018-72.7	488-34.9	413-876	.471	192-291	.659	263-13	202	176	56	133	2800	91 USM (2)
<b>OPP Totals</b>	14	1023-73.1	527-37.6	415-853	.487	193-282	.684	271-4	187	203	40	95	2800	92 S. Car (1)
(Margin)		(-0.4)	(-2.7)											

FSU Totals include 33 team rebounds—do not include 39 deadball rebounds.

Opponent Totals include 38 team rebounds—do not include 35 deadball rebounds.


Total missed shots = 1,089 / Total rebounds = 1,089

## Team and Opponent Highs and Lows

	FSU High	FSU Low	Opponent High	Opponent Low
Field Goals	41 vs. Fla. Internat'l	22 vs. South Florida	39—Virginia Tech (2)	15—Fla. Internat'l
Field Goal Attempts	82 vs. Va. Tech (1)	47 vs. Cincinnati (2)	87—Va. Tech (3)	35—Tulane (1)
Field Goal Percentage	64 vs. St. Josephs	36 vs. Va. Tech (1)	62.9—Tulane (1)	22—Fla. Internat'l
Free Throws	28 vs. Jacksonville (2) vs. Cincinnati (2)	3 vs. Tulane (1)	27—South Carolina (2)	5—Cincinnati (1)
Free Throw Attempts	43 vs. Pitt	7 vs. Tulane (1)	38—Florida (2)	8—Cincinnati (1)
Free Throw Percentage	84.6 vs. Va. Tech (1)	52 vs. Florida	88.9—North Carolina	57—Jax, Memphis (1)
Rebounds	56 vs. Fla. Internat'l	23 vs. Tulane (1)	47—Louisville (2)	23—Tampa, Tulane (1)
Fouls	31 vs. Florida (2)	9 vs. Louisville (1)	30—Pitt	11—Tulane (2)
Assists	25 vs. Memphis State (3)	4 vs. South Florida	29—So. Carolina (1)	4—Pitt, Cincy (1) Tulane (2)
Turnovers	22 vs. Pitt, So. Carolina (2)	7 vs. Memphis (1)	24—Virginia Tech (2)	8—Fla. (1), Pitt
Blocked Shots	9 vs. Virginia Tech (2)	0 vs. Florida	5—Va. Tech (1)	0—St. Josephs
Steals	21 vs. Tulane (2)	3 vs. N.C. State	13—Pitt	1—Fla. Internat'l

## Individual Season Highs

	Florida State	Opponents
Field Goals	16—Al Gipson vs. Tampa	14—James Williams, Southern Miss (2) Perry Young, Virginia Tech (2)
Field Goal Attempts	27—Al Gipson vs. Tampa	23—Noel Gilliard, Furman, Curry, Va. Tech James Williams, Southern Miss (2)
Free Throws	9—Randy Allen vs. Pitt and Cincinnati (2) Maurice Myrick vs. Southern Miss (2)	13—Andrew Moten, Fla. (2)
Free Throw Attempts	13—Randy Allen vs. Pitt Maurice Myrick vs. Southern Miss (2)	14—Andrew Moten, Fla. (2)
Points	33—Al Gipson vs. Tampa and vs. Va. Tech (3)	33—Perry Young, Virginia Tech (2)
Rebounds	16—Al Gipson vs. So. Miss (1)	15—James Williams, Southern Miss (2)
Assists	12—Dean Shaffer vs. Va. Tech (3)	12—Andre Turner, Memphis State (3)
Blocked Shots	4—Al Gipson vs. Tampa and Louisville (2) Randy Allen vs. South Florida	4—Roger McClendon, Cincinnati (1) Roy Brow, Va. Tech (1) John Williams, Tulane (2)
Steals	6—Joe Farrar vs. Tulane (2)	5—Al Young, Virginia Tech (2)



## Individual Records

### All-Time Records

#### Most Points

Game: 46, Ron King vs. Georgia Southern, 1970-71  
 Season: 743, Jim Oler, 1955-56  
 Career: 1820, Jim Oler, 1952-56

#### Most Field Goals

Game: 21, Ron King vs. Georgia Southern, 1970-71  
 Season: 260, Alton Lee Gipson, 1983-84  
 Career: 640, Mickey Dillard, 1976-81

#### Most Field Goal Attempts

Game: 37, Ham Wernke vs. Tampa, 1952-53  
 Season:  
 Career: 1308, Ham Wernke, 1951-55

#### Best Field Goal Percentage

Game: 94.1 (16-17), Murray Brown vs. Auburn, 1978-79  
 Season: 69.1 (237-343), Murray Brown, 1978-79  
 Career: 66.8 (566-847), Murray Brown, 1976-80

#### Most Free Throws

Game: 22, Jim Oler vs. Rollins, 1954-55 and vs. Morningside, 1955-56  
 Season: 311, Jim Oler, 1955-56  
 Career: 762, Jim Oler, 1952-56

#### Most Free Throw Attempts

Game: 30, Jim Oler vs. Morningside, 1955-56  
 Season: 350, Jim Oler, 1955-56  
 Career: 975, Jim Oler, 1952-56

#### Best Free Throw Percentage

Game: 100.00 (10-10), Granville Arnold vs. Memphis State, 1983-84  
 Season: 89.5 (51-57), Ken Macklin, 1969-70  
 Career: 81.7 (161-197), Granville Arnold, 1982-85

#### Most Rebounds

Game: 32, Rick Benson vs. Florida Southern, 1954-55  
 Season: 456, Dave Cowens, 1967-68  
 Career: 1340, Dave Cowens, 1967-70

#### Most Assists

Game: 16, Otto Petty vs. South Alabama, 1971-72 and Tony William vs. Jacksonville, 1982-83  
 Season: 227, Otto Petty, 1970-71  
 Career: 602, Otto Petty, 1970-73

#### Best Scoring Average

Season: 29.7, Jim Oler, 1955-56  
 Career: 23.2, Mitchell Wiggins, 1981-83

#### Best Rebounding Average

Season: 17.5, Dave Cowens, 1967-68  
 Career: 17.2, Dave Cowens, 1967-70

## Single Game Records

#### Points

- 46, Ron King vs. Georgia Southern, 1970-71
- 43, Hugh Durham vs. Stetson, 1956-57
- 43, Dave Fedor vs. Miami, 1959-60
- 42, Murray Brown vs. Auburn, 1978-79
- 42, Jim Oler vs. Morningside, 1955-56
- 38, Ham Wernke vs. Tampa, 1952-53
- 38, Dave Fedor vs. Tampa, 1961-62
- 38, David Thompson vs. South Alabama, 1976-77
- 37, Dave Fedor vs. Rollins, 1959-60
- 37, Mitchell Wiggins vs. South Carolina, 1981-82

- 37, Mitchell Wiggins vs. Florida, 1981-82
- 37, Mitchell Wiggins vs. Memphis State, 1982-83
- 36, Hugh Durham vs. Georgia, 1958-59
- 36, Mitchell Wiggins vs. San Diego State, 1982-83
- 35, Ham Wernke vs. Montana State, 1954-55
- 35, Vernell Ellzy vs. Biscayne, 1970-71
- 35, Reggie Royals vs. UC-Irvine, 1970-71
- 35, Benny Clyde vs. Oklahoma City, 1972-73
- 35, Larry Warren vs. Texas A&M, 1973-74
- 35, Alton Lee Gipson vs. Virginia Tech, 1983-84

#### Field Goals Made

- 21, Ron King vs. Georgia Southern, 1970-71
- 17, Ron King vs. Pan Am, 1970-71
- 17, Ron King vs. Miami, 1970-71
- 17, David Thompson vs. South Alabama, 1976-77
- 17, Mitchell Wiggins vs. San Diego State, 1982-83
- 16, Dave Fedor vs. Miami, 1959-60
- 16, Larry Warren vs. Marshall, 1974-75
- 16, Murray Brown vs. Auburn, 1978-79
- 16, Alton Lee Gipson vs. Tampa, 1984-85
- 15, Dave Fedor vs. Rollins, 1959-60
- 15, Ray Swain vs. Tampa, 1961-62
- 15, Reggie Royals vs. UC-Irvine, 1970-71
- 15, Mitchell Wiggins vs. Florida, 1981-82

#### Field Goals Attempted

- 37, Ham Wernke vs. Tampa, 1952-53
- 32, Rick Benson vs. Beloit, 1954-55
- 32, Ron King vs. Georgia Southern, 1970-71
- 31, Ian Morrison vs. Tampa, 1966-67
- 30, Burt Deckel vs. Furman, 1957-58
- 30, Don Bates vs. Stetson, 1958-59
- 29, Don Bates vs. Auburn, 1958-59
- 29, Ron King vs. Miami, 1970-71
- 28, Rick Benson vs. Georgia Teachers, 1954-55
- 28, Hugh Durham vs. Auburn, 1958-59
- 28, David Thompson vs. Jacksonville, 1976-77
- 28, David Thompson vs. UNC-Charlotte, 1976-77

#### Field Goal Percentage

- 94.1 (16-17) Murray Brown vs. Auburn, 1978-79
- 89.5 (17-19) Mitchell Wiggins vs. San Diego State, 1982-83
- 72.7 (16-22) Larry Warren vs. Marshall, 1974-75
- 71.4 (15-21) Mitchell Wiggins vs. Florida, 1981-82
- 70.0 (14-20) Benny Clyde vs. Oklahoma City, 1972-73
- 66.7 (14-21) Randy Allen vs. Memphis State, 1984-85
- 65.6 (21-32) Ron King vs. Georgia Southern, 1970-71
- 65.4 (17-26) David Thompson vs. South Alabama, 1976-77
- 65.4 (17-26) Ron King vs. Pan American, 1969-70
- 63.6 (14-22) Mitchell Wiggins vs. South Carolina, 1981-82

#### Free Throws Made

- 22, Jim Oler vs. Rollins, 1954-55
- 22, Jim Oler vs. Morningside, 1955-56
- 16, Jim Oler vs. Montana State, 1954-55
- 15, Hugh Durham vs. Georgia, 1957-58
- 15, Hugh Durham vs. Stetson, 1956-57
- 14, Hugh Durham vs. Murray State, 1957-58
- 14, Hugh Durham vs. Kentucky, 1958-59
- 14, Elvis Rolle vs. Marquette, 1980-81
- 14, Mitchell Wiggins vs. Virginia Tech, 1982-83
- 13, Jim Oler vs. Spring Hill, 1954-55

## Free Throws Attempted

- 30, Jim Oler vs. Morningside, 1955-56
- 29, Jim Oler vs. Rollins, 1954-55
- 29, Gary Schull vs. Memphis State, 1977-78
- 20, Hugh Durham vs. Georgia, 1957-58
- 19, Murray Brown vs. Tulane, 1978-79
- 18, Jim Oler vs. Stetson, 1954-55
- 18, Elvis Rolle vs. Marquette, 1980-81
- 17, Jim Oler vs. Montana State, 1954-55
- 17, Jim Oler vs. Miami, 1954-55

## Rebounds

- 32, Rick Benson vs. Florida Southern, 1954-55
- 31, Dave Cowens vs. LSU, 1967-68
- 30, Dave Cowens vs. Citadel, 1967-68
- 28, Dave Fedor vs. Rollins, 1959-60
- 27, Gary Schull vs. Jacksonville, 1965-66
- 27, Dave Cowens vs. Stetson, 1968-69
- 26, Don Boltz vs. Stetson, 1958-59
- 26, Dave Cowens vs. Hawaii, 1968-69
- 25, Dave Cowens vs. Clemson, 1969-70
- 23, Don Boltz vs. Miami, 1958-59
- 23, Dave Cowens vs. Florida Southern, 1967-68
- 23, Lawrence McCray vs. Connecticut, 1972-73

## Assists

- 16, Otto Petty vs. South Alabama, 1971-72
- 16, Tony William vs. Jacksonville, 1982-83
- 15, Otto Petty vs. Pan Am, 1970-71
- 15, Otto Petty vs. Samford, 1971-72
- 15, Carlton Byrd vs. Stetson, 1976-77
- 15, Tony Jackson vs. Ala.-Birmingham, 1979-80
- 14, Otto Petty vs. Biscayne, 1970-71
- 14, Otto Petty vs. Northwestern, 1972-73
- 14, Wayne Smalls vs. Cal. State-Bakersfield, 1974-75
- 13, Otto Petty vs. Seton Hall, 1972-73
- 13, Otto Petty vs. Stetson, 1972-73
- 13, Carlton Byrd vs. South Florida, 1973-74
- 13, Tony William vs. Monmouth College, 1983-84

## Single Season Records

### Scoring Average

Name	Year	Avg.
1. Jim Oler	1955-56	29.7
2. Mitchell Wiggins	1981-82	23.8
3. Ron King	1970-71	22.7
Mitchell Wiggins	1982-83	22.7
5. Hugh Durham	1958-59	21.9
6. Murray Brown	1978-79	21.7
7. Ham Wernke	1952-53	21.3
8. Jim Oler	1954-55	21.1
Dave Fedor	1959-60	21.1
10. Mickey Dillard	1979-80	20.4
Dave Fedor	1961-62	20.4
12. Dave Cowens	1967-68	20.3
13. Alton Lee Gipson	1983-84	20.2
14. Ham Wernke	1954-55	19.7
15. Hugh Durham	1956-57	19.6

### Top Field Goal Shooters

Name	Year	FGM-FGA	Pct.
1. Murray Brown	1978-79	237-343	.691
2. Murray Brown	1979-80	230-356	.646
3. Harry Davis	1975-76	143-224	.638
4. William Williams	1969-70	185-291	.636
5. Jan Gies	1968-69	80-291	.620
6. Kris Anderson	1976-77	65-105	.619
7. Elvis Rolle	1979-80	197-322	.611

8. Kris Anderson	1980-81	108-182	.593
9. Kris Anderson	1978-79	105-179	.587
10. Greg Grady	1974-75	154-265	.581
11. Lawrence McCray	1972-73	170-293	.580
12. Harry Davis	1977-78	217-376	.577
13. Mitchell Wiggins	1981-82	223-388	.574
Dean Shaffer	1983-84	132-230	.574
15. Ray Swain	1961-62	157-274	.573

### Top Free Throw Shooters

Name	Year	FT-FTA	Pct.
1. Ken Macklin	1969-70	51-57	.895
2. Jerry Shirley	1963-64	59-68	.868
3. Ron Harris	1969-70	46-54	.852
4. Granville Arnold	1983-84	85-101	.842
5. Ron Malmen	1964-65	58-69	.841
6. Randy Cable	1967-68	42-50	.840
7. Wayne Smalls	1976-77	26-31	.838
8. Jeff Hogan	1967-68	91-110	.827
Carlton Byrd	1976-77	96-116	.827
10. Jim Oler	1955-56	311-350	.818
11. Kris Anderson	1977-78	49-60	.816
12. Kris Anderson	1978-79	66-81	.815
13. Jerry Shirley	1964-65	57-70	.814
14. Eugene Harris	1973-74	43-59	.813
15. Pete Gonzalez	1963-64	59-73	.808

### Top Rebounders

Name	Year	Rebounds	Avg.
1. Dave Cowens	1967-68	456	17.5
2. Rick Benson	1954-55	451	17.3
3. Dave Cowens	1969-70	447	17.2
4. Dave Cowens	1968-69	437	17.0
5. Dave Fedor	1959-60	400	16.0
6. Reggie Royals	1970-71	390	15.0
7. Dave Fedor	1960-61	336	14.0
8. Gary Schull	1965-66	317	12.7
9. Don Boltz	1957-58	303	12.1
10. Reggie Royals	1971-72	351	11.0

### Assists

Name	Year	Assists
1. Otto Petty	1970-71	227
2. Tony William	1983-84	215
3. Tony Jackson	1979-80	213
4. Otto Petty	1972-73	202
5. Otto Petty	1971-72	173
6. Dean Shaffer	1984-85	171
7. Tony Jackson	1977-78	166
8. Carlton Byrd	1976-77	159
9. Tony Jackson	1978-79	158
10. Tony William	1982-83	156
11. Skip Young	1968-69	155
12. Dean Shaffer	1983-84	146
13. Skip Young	1969-70	127
14. Greg Samuel	1971-72	120
15. Tony William	1981-82	111

### 500 Point Club

(one season)


Name	Year	Pts
1. Jim Oler	1955-56	743
2. Mickey Dillard	1979-80	635
3. Murray Brown	1978-79	629
4. Alton Lee Gipson	1983-84	626
5. Ron King	1970-71	589
6. Murray Brown	1979-80	578
7. Ron King	1971-72	573
8. Alton Lee Gipson	1984-85	568
9. Jim Oler	1954-55	549
10. Harry Davis	1977-78	546
11. Mitchell Wiggins	1982-83	544

12. Dave Fedor	1959-60	527
13. Mitchell Wiggins	1981-82	523
14. Mickey Dillard	1980-81	515
15. Ham Wernke	1954-55	512
16. Hugh Durham	1956-57	509
17. Dave Cowens	1967-68	508
Dave Cowens	1968-69	508
19. Hugh Durham	1958-59	504
20. David Thompson	1976-77	500

## Career Records

### Scoring Averages

Name	Years	Games/Points	Avg.
1. Mitchell Wiggins	1981-83	46-1067	23.2
2. Dave Fedor	1959-62	72-1453	20.2
3. Jim Oler	1952-56	91-1820	20.0
4. Alton Lee Gipson	1983-85	61-1194	19.6
Ron King	1970-73	64-1252	19.6
6. Ham Wernke	1951-55	73-1409	19.3
7. Dave Cowens	1967-70	78-1479	19.0
8. Hugh Durham	1956-59	73-1381	18.9
9. Reggie Royals	1970-73	84-1402	16.7
10. Larry Warren	1972-75	51-840	16.5
11. Elvis Rolle	1979-81	59-923	15.6
12. David Thompson	1975-78	83-1289	15.5
13. Mickey Dillard	1976-81	115-1734	15.1
14. Gary Schull	1963-66	76-1122	14.8
15. Jeff Hogan	1966-69	79-1164	14.7



### Field Goals Made

Name	Years	Field Goals
1. Mickey Dillard	1976-81	640
Harry Davis	1974-78	640
3. Dave Fedor	1959-62	585
4. Dave Cowens	1967-70	582
5. Reggie Royals	1970-73	580
6. David Thompson	1975-78	571
7. Murray Brown	1976-80	566
8. Ron King	1970-73	542
9. Jim Oler	1952-56	529
10. Ham Wernke	1951-55	508
11. Alton Lee Gipson	1983-85	496
12. Lawrence McCray	1971-74	492
13. Larry Warren	1973-76	473
14. Hugh Durham	1956-59	470
15. Jeff Hogan	1966-69	466

### Field Goals Attempted

Name	Years	Attempts
1. Ham Wernke	1951-55	1308
2. Jim Oler	1952-56	1303
3. Mickey Dillard	1976-81	1248
4. Hugh Durham	1956-59	1230
5. David Thompson	1975-78	1213
6. Reggie Royals	1970-73	1181
7. Dave Fedor	1959-62	1174
8. Ron King	1970-73	1170
9. Dave Cowens	1967-70	1122
10. Rick Benson	1951-55	1104
11. Harry Davis	1974-78	1095
12. Larry Warren	1973-76	1069
13. Dave Artmeier	1952-56	1050

### Field Goal Percentages

Name	Years	FGM-FGA	Pct.
1. Murray Brown	1976-80	566-847	.668
2. Elvis Rolle	1979-81	365-619	.589
3. Kris Anderson	1976-81	371-633	.586
4. Harry Davis	1974-78	640-1095	.585
5. Jan Gies	1967-70	245-428	.572
6. Greg Grady	1972-75	300-532	.564
7. Willie Williams	1968-70	268-482	.556
8. Mitchell Wiggins	1981-83	439-798	.550
9. Lawrence McCray	1971-74	492-896	.549
10. Vince Martello	1982-84	302-566	.534
11. Dave Cowens	1967-70	581-1122	.519
12. Mickey Dillard	1976-81	640-1248	.512
13. Granville Arnold	1982-85	141-276	.511
14. Ray Swain	1959-62	403-793	.508
15. Vernell Ellzy	1969-71	240-477	.503

### Free Throw Percentages

Name	Years	FTM-FTA	Pct.
1. Granville Arnold	1982-85	161-197	.817
2. Jerry Shirley	1962-65	161-198	.813
3. Jim Oler	1952-56	762-975	.782
4. Dave Fedor	1959-62	283-363	.780
5. Hugh Durham	1956-59	441-569	.777
6. Vince Martello	1982-84	130-168	.774
7. Mickey Dillard	1976-81	448-583	.768
8. Randy Cable	1967-70	106-139	.763
9. Larry Warren	1973-76	162-212	.762
10. Mitchell Wiggins	1981-83	189-249	.759
11. Kris Anderson	1976-81	205-271	.756
12. Jim Liteky	1957-59	135-181	.751
13. Wayne Smalls	1973-77	101-135	.748
Jeff Hogan	1966-69	232-305	.748
15. Carlton Byrd	1973-77	186-249	.747

## Games Played

Name	Years	Games
1. Maurice Myrick	1981-85	116
2. Mickey Dillard	1976-80	115
3. Harry Davis	1974-78	108
Tony Jackson	1976-80	108
5. Eugene Harris	1973-78	107
Kris Anderson	1976-81	107
7. Murray Brown	1976-80	106
8. Carlton Byrd	1973-77	105
9. Wayne Smalls	1973-77	104
10. Greg Grady	1972-76	100
11. Bobby Parks	1977-81	97
12. Jim Oler	1952-56	91
13. David Speights	1981-85	90
14. Hank Mann	1975-79	86
15. Otis Cole	1971-74	84
Lawrence McCray	1971-74	84
Reggie Royals	1970-73	84
Ron Harris	1969-72	84
Tony William	1981-84	84

## Assists



Name	Years	Assists
1. Otto Petty	1970-73	602
2. Tony Jackson	1976-80	550
3. Tony William	1981-84	482
4. Carlton Byrd	1973-77	401
5. Skip Young	1968-71	320
6. Dean Shaffer	1983-85	318
7. Mickey Dillard	1976-81	313
8. Bobby Parks	1977-81	272
9. Wayne Smalls	1973-77	270
10. Eugene Harris	1973-77	251
11. Otis Cole	1971-74	214
12. Reggie Royals	1970-71	202
13. Larry Warren	1973-75	180
14. Harry Davis	1976-77	172
15. Maurice Myrick	1981-85	165

## 500 Board Club

Name	Years	Games	Avg.	Rebounds
1. Dave Cowens	1967-70	78	17.2	1340
2. Reggie Royals	1970-73	84	11.9	1006
3. Dave Fedor	1959-62	72	13.5	969
4. Greg Grady	1972-76	100	7.9	793
5. Gary Schull	1963-66	76	10.1	769
6. Lawrence McCray	1971-74	84	9.0	759
7. Harry Davis	1974-78	108	6.8	734
8. Kris Anderson	1976-81	107	6.7	714
9. Murray Brown	1976-80	106	6.0	638
10. David Thompson	1975-78	83	7.5	619
11. Don Boltz	1957-59	48	11.8	567
12. Willie Williams	1968-70	52	10.3	534
Ray Swain	1959-62	72	11.6	534
14. Rowland Garrett	1969-72	76	6.9	525
15. Jerry Shirley	1962-65	76	6.9	522

## 1,000 Point Club

Name	Years	Games	FG	FT	Pts.	Avg.
1. Jim Oler	1952-56	91	529	762	1820	20.0
2. Mickey Dillard	1976-81	115	640	448	1734	15.1
3. Harry Davis	1974-78	108	640	234	1514	14.0
4. Dave Cowens	1966-70	78	582	315	1479	19.0
5. Murray Brown	1976-80	106	566	338	1470	13.9
6. Dave Fedor	1959-62	72	585	283	1453	20.2
7. Ham Wernke	1951-55	73	508	393	1409	19.3
8. Reggie Royals	1970-73	84	580	242	1402	16.7
9. Ron King	1970-73	64	542	168	1352	19.6
10. D. Thompson	1975-78	83	571	147	1289	15.5
11. Hugh Durham	1956-59	73	470	441	1281	18.9
12. A. L. Gipson	1983-85	61	496	202	1194	19.6
13. Jeff Hogan	1966-69	79	466	232	1164	14.8
14. Gary Schull	1963-66	76	403	316	1122	14.3
15. L. McCray	1972-74	84	492	127	1111	13.2
16. Larry Warren	1973-76	78	473	162	1108	14.2
17. M. Wiggins	1981-83	46	439	189	1067	23.2
18. Wayne Smalls	1973-77	104	457	101	1015	9.8
19. Ray Swain	1959-62	72	403	194	1000	13.9





## Team Records

### Single Game Records

#### Most Points—Home

- 139, Baptist 72, 1976–77
- 134, Valdosta 65, 1971–72
- 125, South Dakota 65, 1970–71
- 122, Samford 79, 1970–71
- 122, Clemson 80, 1969–70
- 122, Miami 93, 1967–68

#### Most Points—Away

- 123, Tampa 92, 1961–62
- 121, Pepperdine 83, 1969–70
- 116, Tampa 95, 1960–61
- 112, Miami 96, 1969–70
- 111, Miami 84, 1968–69

#### Most Points—Neutral

- 130, LSU 100, 1967–68
- 117, Southern Mississippi 84, 1970–71
- 108, Furman 96, 1956–57
- 108, Tulane 97, 1969–70
- 107, W. Kentucky 87, 1973–74
- 101, Tulane 92, 1978–79
- 99, Texas A&M 79, 1973–74
- 97, Georgia 87, 1954–55

#### Most Points—Both Teams

- 230—FS 130, FSU 100, 1968–69
- 222—FS 108, Jacksonville 114, 1970–71
- 220—FS 114, Miami 106, 1970–71
- 215—FS 122, Miami 93, 1967–68

#### Winning Margin

- 69—FS 134, Valdosta 65, 1971–72
- 67—FS 139, Baptist 72, 1977–78
- 64—FS 121, Tampa 57, 1965–66
- 60—FS 125, South Dakota 64, 1970–71
- 58—FS 108, Georgia Tech 50, 1971–72
- 57—FS 110, Rollins 53, 1961–62
- 57—FS 109, PB Atlantic 52, 1975–76

#### Fewest Points Allowed

- 21 vs. Mississippi College, 1948–49
- 24 vs. Mississippi College, 1949–50
- 27 vs. Troy State, 1949–50
- 34 vs. Samford, 1972–73
- 34 vs. Memphis State, 1978–79
- 36 vs. Spring Hill, 1947–48
- 36 vs. Stetson, 1948–49
- 37 vs. Troy State, 1947–48
- 37 vs. Charleston, 1949–50

#### Rebounds

- 84 vs. LSU, 1967–68
- 82 vs. Valdosta, 1970–71
- 72 vs. Valdosta, 1968–69
- 76 vs. Georgetown, 1969–70
- 76 vs. Wisconsin-Milwaukee, 1970–71

- 65 vs. Clemson, 1969–70
- 75 vs. Miami, 1969–70
- 75 vs. South Dakota, 1970–71
- 75 vs. Valdosta, 1971–72

#### Most Fouls

- 35 vs. Florida, 1964–65
- 34 vs. Memphis State, 1959–60
- 32 vs. Alabama, 1964–65
- 32 vs. Florida, 1967–68
- 32 vs. Missouri, 1976–77
- 32 vs. San Diego State, 1982–83
- 31 vs. Miami, 1958–59
- 31 vs. Florida, 1984–85

#### Fewest Fouls

- 7 vs. Connecticut, 1972–73
- 9 vs. Stetson, 1971–72
- 9 vs. Louisville, 1984–85
- 10 vs. Auburn, 1961–62
- 10 vs. Georgia, 1964–65
- 10 vs. Florida, 1964–65
- 10 vs. Dayton, 1968–69
- 10 vs. UC-Irvine, 1970–71
- 10 vs. Samford, 1972–73

#### Field Goals Attempted

- 115 vs. LSU, 1965–66
- 111 vs. Valdosta, 1968–69
- 110 vs. Valdosta, 1971–72
- 109 vs. Valdosta, 1970–71

#### Field Goals Made

- 56 vs. Baptist, 1976–77
- 55 vs. Valdosta, 1971–72
- 54 vs. South Dakota, 1970–71

- 54 vs. Samford, 1970–71
- 53 vs. Valdosta, 1968–69
- 52 vs. Tampa, 1961–62
- 52 vs. LSU, 1965–66

#### Free Throws Attempted

- 53 vs. Stetson, 1957–58
- 48 vs. Georgia, 1957–58
- 47 vs. Florida, 1980–81
- 46 vs. Memphis State, 1965–66
- 46 vs. Missouri Western, 1976–77
- 45 vs. Marquette, 1980–81
- 43 vs. Georgia, 1959–60
- 43 vs. North Carolina, 1971–72
- 43 vs. Pitt, 1984–85
- 42 vs. Mississippi Southern, 1959–60
- 42 vs. Tampa, 1959–60
- 42 vs. Florida Southern, 1979–80

#### Free Throws Made

- 38 vs. Stetson, 1956–57
- 37 vs. Marquette, 1980–81
- 36 vs. Georgia, 1957–58
- 34 vs. Florida, 1980–81
- 33 vs. Memphis State, 1964–65
- 32 vs. Hofstra, 1967–68
- 32 vs. Georgia Tech, 1971–72
- 32 vs. Miami, 1953–54
- 30 vs. Tulsa, 1982–83
- 29 vs. So. Carolina, Vir. Tech, 1983–84

## Season Records

#### Field Goals Attempted

- 2372—1971–72 (32 games)
- 2164—1954–55 (26 games)
- 2082—1970–71 (26 games)
- 2055—1973–74 (26 games)
- 1769—1983–84 (31 games)
- 1965—1968–69 (26 games)
- 1960—1967–68 (27 games)
- 1957—1977–78 (29 games)
- 1950—1969–70 (26 games)

#### Field Goals Made

- 1110—1971–72 (32 games)
- 990—1970–71 (26 games)
- 986—1977–78 (29 games)
- 971—1973–74 (26 games)
- 964—1979–80 (31 games)
- 956—1975–76 (27 games)
- 956—1967–68 (27 games)
- 945—1976–77 (27 games)
- 939—1969–70 (26 games)
- 938—1972–73 (26 games)

#### Free Throws Attempted

- 982—1954–55 (26 games)
- 800—1971–72 (32 games)
- 799—1956–57 (26 games)
- 772—1979–80 (31 games)
- 766—1980–81 (28 games)
- 722—1967–68 (27 games)

- 720—1965–66 (25 games)
- 713—1959–60 (25 games)

#### Free Throws Made

- 707—1954–55 (26 games)
- 561—1971–72 (32 games)
- 543—1956–57 (26 games)
- 529—1979–80 (31 games)
- 526—1967–68 (27 games)
- 525—1980–81 (28 games)
- 507—1969–70 (26 games)

#### Rebounds

- 1608—1971–72 (32 games)
- 1451—1969–70 (26 games)
- 1422—1954–55 (26 games)
- 1388—1967–68 (27 games)
- 1388—1970–71 (26 games)

#### Rebounds Per Game

- 55.4—1969–70 (26 games)
- 54.6—1954–55 (26 games)
- 53.4—1970–71 (26 games)
- 52.2—1959–60 (25 games)
- 52.0—1958–59 (23 games)

#### Fewest Points Allowed

- 1427—1949–50 (25 games)
- 1567—1961–62 (23 games)
- 1595—1951–52 (23 games)

- 1678—1952–53 (22 games)
- 1680—1962–63 (25 games)

#### Fewest Points Per Game

- Allowed
- 57.1—1949–50 (25 games)
  - 63.6—1950–51 (27 games)
  - 67.2—1962–63 (25 games)
  - 67.8—1964–65 (26 games)
  - 68.1—1961–62 (23 games)

#### Most Points Scored

- 2781—1971–72 (32 games)
- 2461—1969–70 (31 games)
- 2438—1967–68 (27 games)
- 2416—1977–78 (29 games)
- 2385—1969–70 (26 games)
- 2380—1970–71 (26 games)
- 2298—1983–84 (31 games)
- 2295—1954–55 (26 games)

#### Most Points Per Game

- 91.7—1969–70 (26 games)
- 91.5—1970–71 (26 games)
- 90.3—1967–68 (27 games)
- 88.3—1954–55 (26 games)
- 88.0—1973–74 (26 games)
- 86.9—1968–69 (27 games)
- 86.9—1971–72 (32 games)

#### Highest Point Margin

- 16.5—1969–70 (26 games)
- 15.5—1971–72 (32 games)
- 15.0—1975–76 (27 games)
- 11.9—1967–68 (27 games)
- 11.4—1974–75 (26 games)
- 11.3—1970–71 (26 games)
- 11.3—1977–78 (29 games)
- 10.1—1972–73 (26 games)

#### Highest Field Goal Pct.

- .532—1979–80 (31 games)
- .529—1983–84 (31 games)
- .512—1961–62 (23 games)
- .510—1978–79 (29 games)
- .503—1977–78 (29 games)
- .502—1974–75 (26 games)
- .500—1976–77 (27 games)
- .498—1972–73 (26 games)
- .491—1975–76 (27 games)
- .490—1967–68 (27 games)

#### Highest Free Throw Pct.

- .729—1967–68 (27 games)
- .727—1963–64 (28 games)
- .719—1957–58 (25 games)
- .719—1982–83 (28 games)
- .718—1969–70 (26 games)
- .716—1964–65 (26 games)

## Miscellaneous Team Records

### Single Game

**Largest Winning Margin on the Road**—41 vs. Jacksonville (106-65) 1967-68  
**Largest Winning Margin at Home**—54, vs. Florida International, 12/3/84  
**Most Points Scored in First Half**—70 vs. Pepperdine (121-83) 1969-70  
**Most Points Scored in Second Half**—78 vs. LSU (130-100) 1967-68  
**Fewest Points Allowed at Home**—21 vs. Mississippi College (53-21) 1948-49  
**Fewest Points Allowed on the Road**—34 vs. Samford (47-34) 1972-73  
**Fewest Points Allowed at a Neutral Site**—46 vs. Mercer (52-46) 1948-49  
**Most Points Allowed at Home**—106 vs. Miami (114-106) 1970-71  
**Most Points Allowed on the Road**—115 vs. North Carolina (115-80) 1965-66  
**Most Points Allowed at a Neutral Site**—110 vs. Beloit (110-88) 1954-55  
**Worst Defeat at Home**—21 vs. Florida (84-63) 1982-83  
**Worst Defeat on the Road**—52 vs. West Virginia (103-51) 1957-58  
**Worst Defeat at a Neutral Site**—31 vs. Millikin (91-60) 1950-51  
**Fewest Points Scored at Home**—35 vs. Sewanee (43-35) 1948-49  
**Fewest Points Scored on the Road**—30 vs. Florida (50-30) 1966-67  
**Fewest Points Scored at a Neutral Site**—43 vs. Tennessee (65-43) 1964-65  
**Highest Field Goal Percentage**—.727 vs. Minnesota (48-66) 1979-80  
**Highest Field Goal Percentage in a Half**—.792 vs. Georgia Southern (19 of 24) 1974-75

### Season

**Most Games Played**—33, 1971-72  
**Fewest Games Played**—18, 1957-58  
**Most Victories**—27, 1971-72  
**Longest Winning Streak**—11, 1969-70  
**Longest Winning Streak at Home**—29, 1974-77  
**Longest Winning Streak on the Road**—7, 1949-51, 1954-55  
**Fewest Defeats**—3, 1969-70  
**Highest Winning Percentage**—.885 (23-3) 1969-70  
**Most 100 Point Games**—9, 1967-68 and 1970-71  
**Fewest Victories**—5, 1947-48 and 1951-52  
**Lowest Winning Percentage**—.200 (5-20), 1951-52  
**Longest Losing Streak**—13, 1947-48  
**Longest Losing Streak at Home**—4, 1956-57  
**Longest Losing Streak on the Road**—25, 1956-59  
**Fewest Points**—850 (18 games), 1947-48  
**Fewest Points Per Game**—47.2 (18 games), 1947-48  
**Most Points Allowed**—2319 (31 games), 1979-80  
**Most Points Allowed Per Game**—81.9 (23 games), 1959-60  
**Highest Field Goal Percentage**—.532 (964-1811), 1979-80  
**Highest Free Throw Percentage**—.729 (526 of 722), 1967-68  
**Lowest Field Goal Percentage**—.203, 1951-1952  
**Lowest Free Throw Percentage**—.586 (406 of 693), 1950-51  
**Fewest Personal Fouls**—383 (23 games), 1961-62  
**Most Personal Fouls**—637 (29 games), 1978-79

## Civic Center Records

### Individual

**Points**—37, Mitchell Wiggins vs. Florida, 1/11/82; vs. Memphis State, 2/26/83  
**Points (Half)**—25, Randy Allen vs. St. Josephs (Me.), 1/7/85  
**Points by Opponent**—35, Paul Thompson (Tulane), 2/14/83  
**Field Goals**—16, Al Gipson vs. Tampa, 11/26/84  
**Field Goals by Opponent**—15, Paul Thompson (Tulane), 2/14/83  
**Free Throws**—14, Michael Johnson vs. Florida A&M, 11/29/81  
**Free Throws Attempted by Opponent**—13, John Williams (Tulane), 2/10/82; Ronnie Williams (Florida), 12/19/82  
**Free Throws Made**—10, Michael Johnson vs. Florida A&M, 11/29/81; 10, Alton Lee Gipson vs. Southern Miss., 2/04/84  
**Free Throws Made by Opponent**—12, John Williams (Tulane), 2/10/82  
**Free Throw Percentage**—100% (8-8), Michael Johnson vs. Louisville, 1/30/82  
**Free Throw Percentage by Opponent**—100% (9-9), Ronnie Williams (Florida), 1/11/82  
**Rebounds**—15, Mitchell Wiggins vs. Virginia Tech, 2/19/83  
**Rebounds by Opponent**—20, Mike Hackett (Jacksonville), 12/09/81  
**Assists**—16, Tony William vs. Jacksonville, 2/12/83  
**Assists by Opponent**—9, Paul Daniels (Auburn), 12/19/81

### Team

**Points**—101, vs. St. Leo, 1/25/82  
**Points by Opponent**—96, Louisville, 1/08/83  
**Points (Half)**—56, vs. St. Leo, 1/25/82  
**Points by Opponent (Half)**—52, Louisville, 1/08/83  
**Fewest Points**—52, vs. Tulane, 2/20/84  
**Fewest Points by Opponent**—43, Florida International, 12/3/84  
**Fewest Points (Half)**—19, vs. South Florida, 1/9/85  
**Fewest Points by Opponent (Half)**—17, Florida International, 12/3/84  
**Two-Team Score**—184, Florida State 93, Furman 91, 12/30/83  
**Lowest Two-Team Score**—103, Florida State 52, Tulane 51, 2/20/84  
**Personal Fouls**—26, vs. Louisville, 1/08/83; vs. South Carolina, 2/22/82  
**Personal Fouls by Opponent**—31, Jacksonville, 2/12/83  
**Two-Team Personal Fouls**—53, vs. Jacksonville, 2/12/83  
**Lowest Two-Team Personal Fouls**—27, vs. Virginia Tech, 1/25/82  
**Fewest Personal Fouls**—9, vs. Louisville, 1/12/85

**Fewest Personal Fouls by Opponent**—9, Tulane, 2/20/84  
**Field Goal Percentage**—70.9, vs. St. Josephs (Me.), 1/7/84  
**Field Goal Percentage by an Opponent**—60.0, Southern Miss, 2/4/84  
**Field Goals**—41, vs. Florida International, 12/3/84  
**Field Goals by Opponent**—37, Southern Miss, 2/11/85  
**Free Throws Attempted**—39, vs. Jacksonville, 2/12/83  
**Free Throws Attempted by Opponent**—35, South Carolina, 3/2/85  
**Fewest Free Throws Attempted**—4, vs. Auburn, 12/05/83  
**Fewest Free Throws Attempted by Opponent**—6, Tulane, 2/20/84  
**Free Throws**—29, vs. Jacksonville, 2/12/83  
**Free Throws by Opponent**—27, South Carolina, 3/2/85  
**Fewest Free Throws**—6, vs. Memphis State, 2/13/82; vs. Virginia Tech 2/25/82  
**Fewest Free Throws by Opponent**—5, vs. Southern Miss, 2/11/85  
**Free Throws Missed**—17, vs. St. Leo, 1/25/82  
**Free Throws Missed by Opponent**—13, Jacksonville, 12/09/81  
**Fewest Free Throws Missed**—2 (11-13), vs. Cincinnati, 2/27/82  
**Fewest Free Throws Missed by Opponent**—1 (14-15), Memphis State, 2/26/83  
**Rebounds**—56, vs. Florida International, 12/3/84  
**Rebounds by Opponents**—45, vs. Florida, 11/30/84; vs. Memphis State 1/23/85  
**Home Attendance**—67,030 (14 games), 1984-85  
**Home Average Attendance**—3,799 (13 games), 1981-82  
**Largest Crowd**—13,188, vs. Florida, 11/30/84  
**Winning Streak**—4, 1982

## Leon County Civic Center Top 5 Crowds

Attendance	Opponent	Date	FSU	OPP
1. 13,188	Florida	November 30, 1984	65	68
2. 9,645	Louisville	January 12, 1985	62	63
3. 7,766	Memphis State	February 11, 1984	69	73
4. 6,987	Louisville	February 6, 1984	75	60
5. 6,277	Georgia	December 1, 1981	67	70

## Tournament History

	App.	Games	Won	Lost	Pct.	Championships	Second	Third
All Tournaments	69	146	79	66	.545	13	21	15
In-Season Tournaments	46	99	53	46	.535	10	13	13
Post Season Tournaments	23	48	27	21	.563	3	8	2

## Championships

NAIB District 25—1950-51  
 NAIB District 25—1954-55  
 Savannah Invitational—1962-63  
 Civitan Classic—1968-69  
 Gator Bowl—1969-70  
 Civitan Classic—1971-72  
 Far West Classic—1971-72  
 Senior Bowl—1971-72  
 NCAA Mideast—1971-72  
 Big Sun—1973-74  
 Big Sun—1977-78  
 Birmingham Classic—1977-78  
 Cotton States Classic—1980-81

1954-55 NAIB Nationals (1-1, Second Round)  
 1955-56 Carousel Tournament (1-2, Sixth)  
 1955-56 Orange Bowl (1-2, Seventh)  
 1956-57 Senior Bowl (1-1, Third)  
 1957-58 Senior Bowl (1-1, Third)  
 1958-59 Citadel Invitational (0-2, Fourth)  
 1959-60 Gator Bowl (1-1, Second)  
 1960-61 Gator Bowl (0-1)  
 1962-63 Savannah Invitational (3-0, Champ.)  
 1963-64 Gator Bowl (1-1, Third)  
 1964-65 Vanderbilt Invitational (1-1, Third)  
 1964-65 All College Tournament (1-2, Seventh)  
 1965-66 Tampa Invitational (1-1, Second)  
 1967-68 Milwaukee Classic (1-1, Third)  
 1967-68 Evansville Tournament (1-1, Second)  
 1967-68 NCAA Mideast (0-1)  
 1968-69 Civitan Classic (2-0, Champ.)  
 1969-70 Gator Bowl (2-0, Champ.)  
 1970-71 Civitan Classic (1-1, Second)  
 1970-71 Sun Bowl (0-2)  
 1971-72 Civitan Classic (2-0, Champ.)  
 1971-72 Far West Classic (3-0, Champ.)  
 1971-72 Senior Bowl (2-0, Champ.)  
 1971-72 NCAA Mideast (3-0, Champ.)  
 1971-72 NCAA Championship (1-1, Second)  
 1972-73 Marshall Memorial Classic (1-1, Third)  
 1972-73 Dayton Invitational (1-1, Third)  
 1972-73 All College (2-1, Third)  
 1973-74 Steel Bowl (1-1, Second)  
 1973-74 Mercer Bear Classic (1-1, Third)

1973-74 Bluebonnet Classic (1-1, Second)  
 1973-74 Big Sun (2-0, First)  
 1974-75 Louisville Holiday (1-1, Second)  
 1975-76 Big Sun (1-1, Second)  
 1975-76 Far West Classic (1-2, Seventh)  
 1976-77 IPTAY Tournament (1-1, Second)  
 1976-77 Cable Car Classic (1-1, Second)  
 1976-77 Vermont Classic (1-1, Third)  
 1976-77 Metro Tournament (0-1)  
 1977-78 Big Sun (2-0, First)  
 1977-78 Birmingham Classic (2-0, First)  
 1977-78 Pillsbury Classic (1-1, Second)  
 1977-78 Metro Tournament (1-1, Second)  
 1977-78 NCAA Mideast (0-1)  
 1978-79 Metro Tournament (2-1, Second)  
 1978-79 Dayton Tournament (1-1, Second)  
 1978-79 Old Dominion Classic (1-1, Second)  
 1979-80 Metro Tournament (2-1, Second)  
 1979-80 NCAA Midwest (1-1)  
 1980-81 Cotton States Classic (2-0, First)  
 1980-81 Metro Tournament (1-1, Fourth)  
 1981-82 Florida Four (1-1, Second)  
 1981-82 Dayton Tournament (1-1, Second)  
 1981-82 Metro Tournament (1-1, Third)  
 1982-83 Florida Four (1-1, Third)  
 1982-83 Cabrillo Classic (1-1, Third)  
 1982-83 Metro Tournament (0-1)  
 1983-84 Metro Tournament (1-1)  
 1983-84 National Invitation Tournament (1-1)  
 1984-85 Metro Tournament (2-1)


## Appearances

1948-49 Dixie Conference (1-2, Fourth)  
 1949-50 Dixie Conference (1-1, Third)  
 1950-51 Dixie Conference (1-1, Second)  
 1950-51 NAIB District 25 (2-0, Champ.)  
 1950-51 NAIB Nationals (2-1, Quarterfinals)  
 1951-52 Gator Bowl (0-3, Round Robin)  
 1951-52 NAIB District 25 (1-1, Second)  
 1952-53 NAIB District 25 (1-1, Second)  
 1954-55 Gator Bowl (1-1, Third)  
 1954-55 NAIB District 25 (2-0, Champ.)


1971-72 Civitan Classic (2-0, Champ.)  
 1971-72 Far West Classic (3-0, Champ.)  
 1971-72 Senior Bowl (2-0, Champ.)  
 1971-72 NCAA Mideast (3-0, Champ.)  
 1971-72 NCAA Championship (1-1, Second)  
 1972-73 Marshall Memorial Classic (1-1, Third)  
 1972-73 Dayton Invitational (1-1, Third)  
 1972-73 All College (2-1, Third)  
 1973-74 Steel Bowl (1-1, Second)  
 1973-74 Mercer Bear Classic (1-1, Third)

## Year-By-Year Record


Year	Coach	W	L	Pct.
1947-48	Don Loucks	5	13	.277
1948-49	J. K. "Bud" Kennedy	12	12	.500
1949-50	J. K. "Bud" Kennedy	15	10	.600
1950-51	J. K. "Bud" Kennedy	18	9	.667
1951-52	J. K. "Bud" Kennedy	5	20	.200
1952-53	J. K. "Bud" Kennedy	11	11	.500
1953-54	J. K. "Bud" Kennedy	13	7	.619
1954-55	J. K. "Bud" Kennedy	22	4	.846
1955-56	J. K. "Bud" Kennedy	16	9	.640
1956-57	J. K. "Bud" Kennedy	9	17	.346
1957-58	J. K. "Bud" Kennedy	9	16	.360
1958-59	J. K. "Bud" Kennedy	8	15	.347
1959-60	J. K. "Bud" Kennedy	10	15	.400
1960-61	J. K. "Bud" Kennedy	14	10	.583
1961-62	J. K. "Bud" Kennedy	15	8	.651
1962-63	J. K. "Bud" Kennedy	15	10	.600
1963-64	J. K. "Bud" Kennedy	11	14	.444
1964-65	J. K. "Bud" Kennedy	16	10	.620
1965-66	J. K. "Bud" Kennedy	15	11	.577
1966-67	Hugh Durham	11	15	.428
1967-68	Hugh Durham	19	8	.704
1968-69	Hugh Durham	18	8	.692
1969-70	Hugh Durham	23	3	.885
1970-71	Hugh Durham	17	9	.654
1971-72	Hugh Durham	27	6	.818
1972-73	Hugh Durham	18	8	.692
1973-74	Hugh Durham	18	8	.692
1974-75	Hugh Durham	18	8	.692
1975-76	Hugh Durham	22	6	.786
1976-77	Hugh Durham	16	11	.593
1977-78	Hugh Durham	23	6	.793
1978-79	Joe Williams	19	10	.655
1979-80	Joe Williams	22	9	.709
1980-81	Joe Williams	17	11	.607
1981-82	Joe Williams	11	17	.392
1982-83	Joe Williams	14	14	.500
1983-84	Joe Williams	20	11	.645
1984-85	Joe Williams	14	16	.467
38 Years		586	405	.591




**Don Loucks**  
 1947-48  
 W:5, L:13  
 Pct: .278



**J.K. "Bud" Kennedy**  
 1948-66  
 W:234, L:208  
 Pct: .529



**Hugh Durham**  
 1966-78  
 W:230, L:96  
 Pct: .705



**Joe Williams**  
 1978-  
 W:117, L:88  
 Pct: .571

## Series Records

Team	First Meeting		Last Meeting Date	Site	Score	Team	First Meeting		Last Meeting Date	Site	Score		
	W	L					W	L					
Air Force	0	1	1963	12-26-63	N	53-78	Missouri	2	1	1976	12-19-80	N	68-64
Alabama	6	7	1959	12-20-75	N	72-76	Missouri Western	1	0	1976	11-30-76	H	109-80
Alabama-Birmingham	2	0	1978	2-20-80	H	89-87	Monmouth College	1	0	1984	3-05-84	H	82-55
Arizona	2	0	1970	12-31-70	H	95-85	Montana State	0	1955	3-07-55	N	93-84	
Arkansas State	1	1	1953	2-20-54	H	78-68	Morehead State	1	1	1957	1-30-60	H	78-75
Army	1	2	1958	12-29-76	N	71-72	Morningside	1	0	1955	12-16-55	H	104-93
Auburn	5	18	1958	12-05-83	H	69-76	Murray State	1	1	1957	2-09-59	A	71-96
Austin Peay	1	0	1976	12-04-76	H	97-86	Navy	1	0	1977	12-17-77	N	82-55
Baptist College	4	0	1976	1-18-84	H	92-75	New Hampshire	1	0	1968	12-31-68	H	104-52
Baylor	2	0	1964	12-16-72	N	85-67	New Mexico	3	1	1974	2-22-83	H	79-77
Beloit	0	1	1955	3-09-55	N	88-110	New York University	1	0	1955	12-30-55	N	85-83
Birmingham Southern	0	2	1949	1-21-50	A	65-55	North Carolina	1	10	1955	1-05-85	N	69-78
Biscayne	6	0	1970	1-20-75	A	95-85	North Carolina State	1	2	1957	1-19-85	A	66-72
Boston University	1	0	1955	12-20-55	N	86-52	North Carolina-Charlotte	1	2	1977	12-29-82	N	76-73
Bradley	0	1	1956	12-08-56	A	66-90	Northwestern	1	0	1972	12-23-72	N	91-73
Brigham Young	0	1	1972	12-29-72	N	77-80	Oglethorpe	2	1	1949	12-01-71	H	112-69
California-Irvine	1	0	1971	1-30-71	H	82-69	Ohio State	0	3	1961	12-28-68	H	86-93
California-Santa Barbara	1	0	1965	12-18-65	H	62-61	Ohio University	1	1	1958	12-21-74	H	67-60
California State-Bakersfield	1	0	1974	2-18-74	H	96-66	Oklahoma City	4	2	1958	12-30-72	A	94-80
Canisius	1	1	1974	1-25-75	A	74-81	Oklahoma State	0	1	1964	12-18-64	N	56-60
Centenary	2	3	1957	2-08-64	A	72-79	Old Dominion	0	1	1979	1-06-79	A	76-80
Central (Mo.)	0	2	1949	12-15-52	H	59-62	Oral Roberts	2	0	1977	2-27-78	A	80-76
Central Florida	2	0	1980	11-26-83	H	95-56	Oregon	1	0	1969	12-04-69	H	100-84
Charleston	2	0	1949	12-09-50	A	74-54	*Oregon State	2	1	1969	12-29-75	N	75-78
Chattanooga	2	0	1963	2-01-75	H	111-70	Palm Beach Atlantic	1	0	1975	12-13-75	H	109-52
Cincinnati	13	0	1972	3-03-85	N	75-87	Panama National	1	0	1956	1-28-66	N	66-73
Citadel	4	4	1958	2-07-68	A	93-50	Pan American	2	0	1970	1-31-72	H	108-83
Clemson	5	6	1951	11-27-76	A	92-108	Parris Island Marines	0	2	1951	1-26-52	H	62-64
Cleveland State	1	0	1980	2-18-80	H	86-83	Penn State	1	1	1972	12-23-78	N	57-64
Colorado State	1	0	1975	12-30-75	N	84-54	Pepperdine	3	0	1951	1-02-71	H	101-82
Connecticut	1	0	1972	1-06-73	H	91-55	Pittsburgh	1	4	1973	12-21-84	N	83-76
Connecticut St. Teachers	1	0	1950	12-14-50	H	76-68	Princeton	0	1	1972	12-15-72	N	59-61
Craigton	0	1	1964	1-03-64	N	77-85	Purdue	1	0	1974	12-26-75	A	89-68
Culver-Stockton	0	1	1951	12-08-51	H	58-59	Rice	3	2	1961	1-20-69	A	80-83
Dayton	3	3	1969	12-30-81	A	79-93	Richmond	1	3	1962	12-20-67	A	114-91
David Lipscomb	1	1	1950	1-05-51	A	73-88	Rollins	20	2	1951	11-28-67	H	83-59
Denver	1	0	1972	1-03-72	N	88-70	Rutgers	1	0	1967	12-22-67	H	87-77
DePaul	0	1	1964	12-28-64	N	44-52	St. Josephs (Me)	1	0	1985	1-07-85	H	88-72
Drury	0	1	1949	12-20-49	A	52-59	St. Leo	3	0	1977	11-29-82	H	92-54
Duke	0	1	1964	1-03-64	N	75-87	St. Louis	11	1	1972	1-23-62	H	89-73
Duquesne	1	1	1956	2-04-65	N	62-58	Samford (Howard)	0	1	1950	1-25-73	A	47-34
East Carolina	1	0	1968	2-03-68	H	110-100	San Diego State	0	1	1982	12-29-82	A	85-89
East Tennessee State	1	3	1955	1-08-72	H	106-63	San Francisco	0	1	1976	12-18-76	A	87-93
Eastern Kentucky	6	1	1966	12-06-75	A	65-59	Santa Clara	1	1	1955	12-17-76	N	94-80
Eckerd	1	0	1978	11-27-78	H	116-71	Seton Hall	2	0	1972	12-10-77	N	94-63
Erskine	1	1	1948	2-28-48	H	49-48	Sewanee	3	3	1949	12-17-52	A	58-69
Evansville	0	1	1967	12-30-67	A	67-76	South Alabama	6	2	1972	2-06-79	A	61-78
Fairleigh Dickinson	2	0	1974	1-11-78	H	85-83	*South Carolina	7	7	1960	3-02-85	H	87-75
Florida	11	23	1951	1-04-84	A	79-86	South Carolina-Aiken	1	0	1960	1-14-60	H	82-69
Florida A&M	4	0	1979	12-06-82	H	81-79	South Dakota	1	0	1970	12-05-70	H	125-65
Florida International	2	0	1984	12-03-84	H	97-43	South Dakota State	1	0	1951	3-31-51	N	85-70
Florida Presbyterian	1	0	1967	12-02-67	A	90-66	South Florida	11	6	1973	1-09-85	H	54-56
Florida Southern	21	9	1948	2-11-80	A	85-78	Southern California	1	2	1968	12-18-70	N	85-94
Furman	7	2	1957	12-29-84	A	97-75	Southern Illinois	1	1	1973	1-21-74	A	73-77
Georgetown	2	0	1969	1-08-72	H	101-70	Southern Mississippi	8	4	1951	2-11-85	H	91-79
George Washington	2	0	1967	1-25-79	A	71-88	Southwestern (Memphis)	0	1	1948	12-30-48	A	47-54
Georgia	19	12	1947	12-01-81	H	67-70	Southwestern Louisiana	2	0	1976	3-04-76	A	88-85
Georgia Southern (Ga. Tch.)	13	4	1947	1-05-79	N	93-83	SW Missouri State	0	1	1949	12-21-49	A	52-79
Georgia State	3	0	1975	2-21-76	H	92-70	Spring Hill	3	3	1947	1-18-55	A	81-72
Georgia Tech	15	9	1963	2-10-79	A	72-75	Stetson	27	11	1947	2-12-77	A	87-80
Hawaii	1	2	1969	12-22-71	A	76-81	Steubenville	0	1	1956	12-03-56	A	64-79
Hofstra	3	0	1968	1-18-75	H	107-71	Tampa	30	8	1959	11-26-84	H	89-52
Houston	2	3	1962	1-05-74	A	74-79	Tennessee	1	4	1957	12-22-64	N	43-65
Illinois State	3	1	1974	2-12-76	H	109-81	Tennessee-Martin	1	0	1984	12-19-84	H	90-73
Indiana	0	1	1975	12-08-75	A	59-83	Tennessee Tech	1	0	1957	12-02-57	H	74-71
Indiana State	0	1	1973	12-27-73	N	92-93	Texas	2	0	1969	12-01-70	A	80-78
Jacksonville	30	16	1959	2-13-84	H	88-72	Texas A&M	2	1	1956	12-16-77	N	100-77
Jacksonville (Fla.) State	2	0	1953	12-04-54	H	103-76	Texas Christian	0	1	1963	12-12-63	A	60-66
Kansas	0	1	1966	12-08-66	A	48-62	Toledo	2	0	1976	3-07-60	N	94-91
Kansas State	0	1	1966	12-10-66	A	58-81	Troy State	8	1	1947	12-01-77	H	110-82
Kent State	1	1	1969	2-05-70	A	80-79	Tulane	8	10	1967	2-06-65	H	61-64
Kentucky	2	5	1948	3-09-50	N	78-97	Tulsa	3	0	1963	12-30-82	N	96-80
Lambuth	0	2	1948	2-28-49	N	49-65	UCLA	0	1	1972	2-25-72	A	76-81
Lamar Tech	1	0	1965	12-01-85	H	73-68	Union (Tenn.)	0	1	1948	12-29-48	A	52-56
Louisiana State	2	2	1957	12-16-67	N	130-100	Valdosta State	14	0	1961	2-24-76	H	106-61
Louisville	5	20	1968	2-20-85	A	72-83	Vanderbilt	0	1	1960	12-05-60	A	55-75
Loyola of New Orleans	8	13	1951	3-05-66	A	62-63	Vermont	1	0	1976	12-30-76	A	76-67
Madison	2	0	1976	1-12-77	H	69-66	Virginia Military	2	1	1964	12-20-65	N	65-64
Manhattan	2	0	1963	1-11-71	H	95-88	Virginia Tech	8	10	1968	3-07-85	H	97-93
Marquette	1	2	1967	3-01-81	N	81-78	Washington	1	1	1971	12-26-75	N	54-69
Marshall	1	3	1958	12-07-74	H	90-63	Washington State	1	0	1971	12-30-71	N	85-61
*Memphis State	17	22	1953	3-09-85	N	86-90	Wake Forest	1	1	1958	12-22-73	N	66-48
Mercer	12	8	1948	1-31-77	A	66-65	West Virginia	0	3	1955	1-30-58	A	51-103
Miami (Ohio)	0	1	1970	12-19-70	N	64-67	Western Kentucky	5	0	1973	12-29-79	A	67-65
Miami	23	21	1952	2-27-71	A	94-100	Wisconsin	0	1	1961	12-04-61	A	63-64
Milikin	0	1	1951	3-15-51	N	60-91	Wisconsin-Milwaukee	3	0	1971	1-07-75	H	104-92
Millspaugh	2	0	1949	1-26-50	N	62-45	Wofford	0	2	1948	2-06-48	A	38-77
Minnesota	2	2	1972	12-02-80	A	79-66	Xavier (Ohio)	0	1	1958	2-04-58	A	60-76
Mississippi	1	1	1951	2-14-51	A	75-79							
Mississippi College	5	1	1948	2-15-51	A	77-54							
Mississippi State	3	3	1951	12-21-56	N	71-79	TOTAL						

\*Forfeit Included

# All-Time FSU Scores

<b>1947-48—Won 5, Lost 13 (.277)</b>							
39 Spring Hill (H)	36	65 Loyola of N.O. (H)	75	90 Tampa (H)	62	67 Loyola of N.O. (H)	79
57 Troy State (H)	37	75 Mississippi (A)	74	94 Stetson (H)	79	72 Tampa (H)	53
45 Wofford (A)	48	77 Mississippi College (A)	59	71 Miami (H)	66	56 Memphis State (A)	59
56 Stetson (A)	65	69 Mercer (H)	64	79 Florida (N)	82	77 Stetson (H)	60
46 Georgia (A)	60	62 Rollins (H)	45	97 Georgia (N)	87	71 Miami (H)	70
48 Mercer (H)	61	64 Howard (N)	54	75 Duke (A)	97	51 West Virginia (A)	103
54 Spring Hill (A)	76	65 Mercer (A)	69	73 Florida Southern (A)	69	68 Marshall (A)	109
48 Troy State (A)	49	65 Stetson (N)	58	96 Tampa (A)	61	66 Ohio University (A)	86
43 Mercer (A)	68	69 Georgia Teachers (N)	67	90 Georgia (H)	81	60 Xavier of Ohio (A)	76
45 Erskine (A)	47	85 So. Dakota State (N)	70	81 Spring Hill (A)	72	62 Army (H)	71
38 Wofford (A)	77	61 Pepperdine (N)	59	91 Mississippi State (A)	76	57 Oklahoma City (H)	52
42 Georgia (H)	44	60 Millikin (N)	91	84 Stetson (A)	73	80 Rollins (H)	61
41 Florida Southern (A)	47	<b>1951-52—Won 5, Lost 20 (.200)</b>		86 Rollins (H)	74	51 Memphis State (H)	68
47 Georgia Teachers (A)	65	46 Parris Is. Marines (A)	78	84 Florida Southern (H)	63	65 Miami (A)	86
55 Florida Southern (H)	48	56 Culver-Stockton (H)	59	88 Georgia (A)	79	56 Tampa (A)	79
41 Stetson (H)	38	47 Mississippi State (A)	75	110 Rollins (A)	82	85 Georgia (H)	77
49 Erskine (H)	48	43 Southern Mississippi (A)	84	95 Loyola (A)	101		
		70 Southern Mississippi (H)	78	102 Mississippi State (H)	86	<b>1958-59—Won 8, Lost 15 (.347)</b>	
<b>1948-49—Won 12, Lost 12 (.500)</b>		54 Springhill (A)	64	87 Loyola (H)	84	68 Kentucky (A)	91
53 Mississippi College (H)	21	48 Sewanee (N)	58	86 Miami (A)	80	73 Furman (H)	72
48 Florida Southern	38	50 Georgia (N)	79	86 Stetson (H)	77	100 Spring Hill (H)	70
53 Florida Southern	45	58 Clemson (N)	62	91 Georgia Teachers (H)	83	64 Wake Forest (A)	73
68 Troy State (A)	64	51 Florida (N)	61	93 Montana State (N)	84	82 Florida (H)	60
50 Lambuth (A)	56	52 Loyola of N.O. (A)	74	88 Beloit (N)	110	74 Auburn (A)	95
47 Stetson (A)	54	56 Miami (A)	93	<b>1955-56—Won 16, Lost 9 (.640)</b>		79 Miami (N)	85
49 Northwestern (A)	54	72 Tampa (A)	66	63 North Carolina (A)	88	72 Georgia (N)	83
48 Southern (A)	40	51 Florida Southern (A)	54	54 E. Tennessee St. (A)	80	82 Louisiana State (H)	67
40 Stetson (A)	36	75 Georgia Teachers (H)	93	101 Rollins (H)	67	62 Auburn (H)	69
56 Tampa (A)	58	72 Florida Southern (H)	53	91 Stetson (H)	76	65 Southern Mississippi (H)	62
58 Mercer (A)	65	62 Parris Is. Marines (H)	64	89 Tampa (A)	67	72 Memphis State (H)	75
63 Troy State (H)	45	74 Rollins (H)	71	104 Morningside (H)	83	93 Miami (H)	69
52 Oglethorpe (A)	62	48 Stetson (A)	58	76 Clemson (N)	58	91 Georgia (A)	94
59 Mercer (A)	64	55 Rollins (A)	69	86 Boston University (N)	52	75 Oklahoma City (A)	103
60 Tampa (A)	58	63 Miami (H)	76	71 Mississippi State (N)	79	63 Centenary (A)	87
46 Mississippi College (A)	57	79 Tampa (H)	60	69 West Virginia (N)	78	61 Loyola of N.O. (H)	96
49 Millsaps (A)	46	64 Stetson (H)	66	59 Santa Clara (N)	61	71 Murray State (A)	60
47 Oglethorpe (H)	46	73 Miami (N)	70	85 New York Univ. (N)	83	69 Memphis State (A)	93
35 Sewanee (H)	43	57 Tampa (N)	78	78 Miami (H)	76	84 Oklahoma City (H)	98
44 Birmingham Southern (H)	50	<b>1952-53—Won 11, Lost 11 (.500)</b>		71 Rollins (A)	70	91 Stetson (A)	88
52 Mercer (N)	46	82 Mercer (A)	78	81 Georgia (A)	76	94 Rollins (A)	93
47 Tampa (N)	56	68 Georgia Teachers (A)	63	81 Georgia Teachers (A)	90	85 Miami (A)	92
49 Lambuth (N)	65	90 Rollins (H)	83	85 Loyola of N.O. (H)	75		
		77 Mercer (H)	76	90 Troy State (H)	65	<b>1959-60—Won 10, Lost 15 (.400)</b>	
<b>1949-50—Won 15, Lost 10 (.600)</b>		59 Central Missouri (H)	62	88 Tampa (H)	73	78 Louisiana State (A)	89
43 Mississippi College (H)	24	58 Sewanee (A)	69	92 Florida Southern (H)	73	64 Loyola of N.O. (A)	71
51 Mississippi College (H)	45	82 Mississippi State (H)	52	85 Florida Southern (A)	81	71 Florida (A)	81
61 Troy State (H)	27	66 Loyola of N.O. (H)	72	89 Stetson (A)	83	58 Auburn (A)	62
72 Charleston (H)	37	65 Miami (A)	93	85 Miami (A)	91	86 Alabama (A)	64
50 Central (Mo.) (A)	62	73 Tampa (A)	77	72 Loyola of N.O. (A)	75	64 Clemson (A)	68
52 Drury (A)	59	71 Florida Southern (A)	89	80 Georgia (H)	75	63 Auburn (H)	76
52 S.W. Missouri State (A)	79	79 Rollins (A)	82	<b>1956-57—Won 9, Lost 17 (.346)</b>		66 Jacksonville (A)	69
60 Tampa (A)	80	73 Memphis State (A)	87	55 Duquesne (A)	70	66 Georgia (N)	69
65 Florida Southern (A)	71	77 Arkansas State (A)	88	64 Stetson (H)	82	93 South Carolina (H)	75
48 Florida Southern (A)	59	76 Stetson (H)	66	54 West Virginia (A)	88	74 Citadel (H)	76
63 Mercer (H)	45	79 Florida Southern (A)	77	66 Bradley (A)	90	81 Centenary (H)	71
59 Howard (A)	58	83 Tampa (H)	74	65 Florida (A)	67	78 Southern Mississippi (A)	87
45 Birmingham Southern (A)	55	77 Loyola of N.O. (A)	45	74 Texas A&M (H)	83	71 Memphis State (A)	86
62 Millsaps (H)	45	81 Miami (H)	75	59 East Tennessee State (H)	65	72 Tampa (H)	97
61 Stetson (H)	70	83 Stetson (A)	79	68 Georgia (H)	72	91 Miami (H)	93
61 Mercer (A)	69	87 Mercer (N)	77	75 Morehead State (N)	97	78 Morehead State (H)	75
50 Howard (H)	39	81 Stetson (A)	94	108 Furman (N)	96	68 Tampa (A)	83
57 David Lipscomb (H)	53	<b>1953-54—Won 13, Lost 7 (.619)</b>		59 North Carolina State (A)	64	67 Memphis State (H)	83
58 Tampa (H)	56	75 Mississippi State (A)	87	77 Miami (H)	64	101 Rollins (H)	98
79 Troy State (A)	71	72 Mercer (H)	70	70 Stetson (A)	85	105 Furman (A)	98
80 Sewanee (A)	59	66 Georgia Teachers (H)	58	104 Stetson (H)	97	60 Citadel (A)	100
85 Sewanee (A)	65	72 Jacksonville St. (Ala.) (H)	61	86 Georgia (A)	97	69 Loyola of N.O. (H)	50
74 Stetson (A)	68	74 Stetson (H)	71	82 Tampa (A)	86	89 Miami (A)	107
56 Florida Southern (N)	68	60 Spring Hill (H)	69	97 Rollins (A)	67	95 Georgia (H)	82
74 Mississippi College (N)	63	74 Tampa (H)	58	67	67		
		76 Loyola of N.O. (H)	80	94	94	<b>1960-61—Won 14, Lost 10 (.583)</b>	
<b>1950-51—Won 18, Lost 9 (.667)</b>		61 Miami (A)	78	63 Florida Southern (A)	78	88 Tampa (H)	60
74 Charleston (A)	54	82 Rollins (A)	72	67 Florida Southern (H)	73	63 Kentucky (A)	58
55 Mercer (A)	52	73 Tampa (A)	63	96 Rollins (H)	79	55 Vanderbilt (A)	75
76 Conn. St. Teachers (H)	68	88 Florida Southern (A)	60	81 Southern Mississippi (H)	72	57 Auburn (A)	74
60 Howard (H)	44	80 Stetson (A)	82	79 Loyola of N.O. (H)	77	74 Clemson (H)	57
86 Florida Southern (A)	55	85 Rollins (H)	68	82 Miami (A)	98	67 Florida (H)	74
61 Miami (A)	80	99 Florida Southern (H)	71	88 Tampa (H)	57	72 South Carolina (A)	82
73 David Lipscomb (A)	88	63 Mercer (A)	70	74 Centenary (A)	92	65 Clemson (A)	64
63 Mississippi (H)	58	76 Miami (H)	69	56 Loyola of N.O. (A)	82	56 Georgia (N)	62
66 Stetson (H)	67	72 Loyola of N.O. (A)	88	<b>1957-58—Won 9, Lost 16 (.360)</b>		68 Tennessee (A) (OT)	70
44 Florida Southern (H)	41	89 Georgia Teachers (A)	85	74 Tennessee Tech (H)	71	73 Loyola of N.O. (H)	55
80 Tampa (H)	69	78 Arkansas State (H)	68	84 Murray State (H)	60	89 Miami (H)	78
58 Howard (A)	51	<b>1954-55—Won 22, Lost 4 (.846)</b>		57 Tennessee (A)	74	67 Auburn (N)	74
66 Tampa (A)	76	103 Jacksonville State (H)	76	70 Florida (A)	74	78 Rollins (A)	70
53 Stetson (A)	71	75 Georgia Teachers (H)	67	89 Furman (A)	95	68 Alabama (H)	57
60 Rollins (A)	57			56 Loyola of N.O. (A)	82	83 Citadel (H)	77
				65 Louisiana State (A)	67	86 Valdosta State (H)	66
				57 Citadel (N)	67	77 Georgia (A)	68
				92 Georgia (N)	80	66 Citadel	79
						99 Furman (H)	57

# RECORD BOOK

54

74 Florida (A)	75	74 Tulsa (A)	72	110 East Carolina (H)	100	1971-72—Won 27, Lost 6 (.818)	
116 Tampa (A)	95	44 DePaul (N)	52	93 Citadel (H)	50	112 Oglethorpe (H)	69
73 Miami (A)	75	77 Creighton (N)	85	104 Florida Southern (H)	82	96 Eastern Kentucky (H)	83
72 Loyola of N.O. (A)	68	81 Rice (N)	56	106 Jacksonville (A)	65	90 Stetson (N)	54
<b>1961-62—Won 15, Lost 8 (.651)</b>				64 Florida (A)	89	90 Jacksonville (A)	83
57 Ohio State (A)	72	67 Miami (H)	66	72 Georgia Tech (H)	67	134 Valdosta State (H)	65
63 Wisconsin (A)	64	74 Memphis State (H)	61	72 Stetson (A)	60	(10) Hawaii (A) (Forfeit)	(30)
76 Rice (H)	66	72 Georgia Tech (H)	65	84 Miami (A)	96	76 Hawaii (A)	81
85 Florida (A)	71	58 Alabama (H)	75	69 East Tenn. State (A)	79	85 Washington (N)	77
56 Auburn (A)	52	62 Duquesne (H)	58	* NCAA Mid East Regionals			
77 Clemson (H)	82	81 Memphis State (A)	70	<b>1968-69—Won 18, Lost 8 (.692)</b>			
69 Tennessee (A)	62	97 Jacksonville (H)	74	120 Valdosta State (H)	75	73 Oregon State (N)	72
57 Auburn (H)	62	76 Georgia Tech (A)	77	111 Miami (A)	81	85 Washington State (N)	61
99 Oklahoma City (H)	74	71 Tampa (A)	64	93 Jacksonville (A)	88	88 Denver (N)	70
64 Furman (A)	67	65 Florida (A)	77	74 Virginia Tech (A)	77	63 St. Louis (N)	62
69 Clemson (A)	75	75 Miami (A)	82	78 Louisville (A)	79	106 E. Tennessee State (H)	63
110 Rollins (H)	53	85 Georgia (H)	83	70 Southern California (H)	68	96 Mercer (H)	78
65 Miami (H)	60	<b>1965-66—Won 15, Lost 11 (.577)</b>				71 Georgia Tech (A)	69
57 Alabama (A)	72	73 Lamar Tech (H)	68	86 Ohio State (H)	93	82 Jacksonville (H)	84
81 Oklahoma City (A)	79	69 Valdosta (H)	68	104 New Hampshire (H)	52	84 Florida Southern (H)	63
76 Houston (A)	84	121 Tampa (H)	57	68 Jacksonville (A)	76	109 Pan American (H)	83
72 Valdosta State (H)	42	62 Florida (A)	75	97 Tulane (A)	94	86 Houston (A)	94
91 Tampa (H)	71	80 North Carolina (A)	115	85 Miami (H)	81	104 South Alabama (A)	81
71 Georgia (A)	62	62 Calif.-Santa Barbara (H)	61	67 Kent State (H)	76	94 Tulane (H)	84
79 Florida (H)	56	65 V.M.I. (A)	64	99 Tulane (H)	91	108 Georgia Tech (H)	50
83 Miami (A)	80	58 Auburn (A)	59	80 Rice (A)	83	70 Jacksonville (A)	61
123 Tampa (H)	92	64 Auburn (A)	80	92 Hawaii (H)	60	49 Stetson (A)	47
101 Georgia (H)	69	57 Georgia (A)	63	87 South Carolina (H)	76	94 Biscayne (A)	66
<b>1962-63—Won 15, Lost 10 (.600)</b>				78 Miami (H)	89	64 Cincinnati (A)	88
92 Tampa (H)	60	73 Loyola of N.O. (H)	53	84 Valdosta State (A)	81	(NCAA Tournament)	
65 Valdosta State (H)	42	67 Memphis (H)	63	70 Clemson (A)	67	83 Eastern Kentucky (N)	81
59 Florida (H)	80	65 Florida (H)	74	82 North Carolina (A)	100	70 Minnesota (N)	56
47 Auburn (A)	65	86 Jacksonville (A)	90	95 Stetson (H)	67	73 Kentucky (N)	54
72 Alabama (H)	63	96 Panama Nationals (H)	73	79 Dayton (H)	71	79 North Carolina (N)	75
54 Kentucky (A)	83	71 Georgia Tech (H)	66	76 Georgia Tech (H)	84	76 UCLA (A)	81
70 Auburn (H)	77	66 Memphis (A)	81	98 Georgia Tech (A)	80		
56 Richmond (H)	62	62 Loyola of N.O. (A)	63	84 Florida Southern (A)	79		
77 Georgia (N)	69	78 Jacksonville (A)	49	89 Miami (A)	86	<b>1972-73—Won 18, Lost 8 (.692)</b>	
49 Alabama (N)	48	88 Georgia Tech (A)	95	<b>1969-70—Won 23, Lost 3 (.885)</b>			
79 Georgia Southern (N)	60	77 Samford (H)	66	69 Oregon State (H)	68	109 Georgia Southern (H)	97
65 Tennessee (A)	66	99 Florida Southern (H)	54	100 Oregon (H)	89	87 Eastern Kentucky (N)	70
72 Chattanooga (A)	55	99 Tampa (A)	70	109 Oregon (H)	68	97 Biscayne (N)	62
77 Miami (H)	74	90 Miami (A)	112	107 Rollins (A)	86	59 Princeton (N)	61
88 Georgia (H)	54	87 Georgia (H)	69	75 North Carolina (A)	86	85 Baylor (N)	67
76 Georgia (A)	90	<b>1966-67—Won 11, Lost 15 (.423)</b>				86 Alabama (N)	74
55 Georgia Tech (A)	70	62 Valdosta State (H)	58	98 Georgetown (H)	65	68 Alabama (N)	74
86 Florida (A)	94	76 Rice (H)	72	79 Louisville (H)	69	91 Northwestern (N)	73
76 Houston (H)	69	30 Florida (A)	53	82 Texas (H)	63	70 Penn State (N)	60
63 Alabama (A)	61	48 Kansas (A)	62	86 Army (N)	61	77 Brigham Young (N)	80
61 Valdosta State (A)	56	58 Kansas State (A)	81	88 Florida (N)	51	94 Oklahoma City (A)	80
73 Stetson (H)	57	76 Richmond (A)	80	81 Pepperdine (A)	83	91 Connecticut (H)	55
82 Centenary (H)	68	59 Eastern Kentucky (A)	81	68 So. California (A)	78	101 Georgetown (H)	70
73 Phillips 66 Oilers (H)	82	83 Citadel (A)	67	87 Arizona (A)	71	76 Cincinnati (H)	74
70 Miami (A)	99	54 North Carolina (A)	81	104 Miami (H)	63	84 Stetson (H)	67
80 Tampa (A)	58	79 Alabama (A)	80	82 Tulane (H)	77	66 Jacksonville (A)	70
<b>1963-64—Won 11, Lost 14 (.444)</b>				80 Kent State (A)	73	47 Samford (A)	34
55 Florida (A)	78	61 Miami (H)	60	82 Dayton (A)	76	78 Southern Ill. (H)	73
69 Auburn (H)	67	85 Tulane (A)	87	98 Florida Southern (H)	74	95 South Florida (H)	53
53 Alabama (A)	62	42 Memphis State (A)	46	112 Tulane (H)	77	92 Virginia Tech (A)	91
81 Rice (A)	102	81 Jacksonville (H)	70	80 Kent State (A)	79	80 Seton Hall (H)	61
60 Texas Christian (A)	66	71 Marshall (H)	77	82 Cincinnati (A)	89	62 Cincinnati (A)	89
107 Tampa (H)	61	68 Georgia Tech (H)	75	82 Dayton (A)	76	83 Jacksonville (H)	74
91 Tulsa (H)	76	109 Tampa (H)	72	79 North Carolina (N)	74	79 North Carolina (N)	91
53 Air Force (N)	78	55 Memphis State (H)	51	86 South Alabama (A)	69	86 South Alabama (A)	69
85 Manhattan (N)	81	68 Jacksonville (A)	67	59 Marshall (H)	71	59 Marshall (H)	71
65 Richmond (A)	69	100 Tulane (H)	90	112 Mercer (H)	94		
72 Virginia Military (A)	83	84 Florida Southern (A)	76	<b>1973-74—Won 18, Lost 8 (.692)</b>			
80 Miami (H)	78	75 Florida (H)	90	80 Texas (A)	78	92 Hofstra (H)	63
91 Memphis State (H)	90	84 Georgia Tech (A)	102	106 Biscayne (H)	65	109 Biscayne (H)	71
64 Georgia (H)	63	87 Tampa (A)	84	125 South Dakota (H)	65	65 Clemson (N)	56
50 Florida (H)	52	90 Miami (A)	110	117 Southern Mississippi (N)	84	60 Pittsburgh (N)	82
59 Auburn (A)	63	<b>1967-68—Won 19, Lost 8 (.704)</b>				108 Jacksonville (A)	60
95 Alabama (H)	77	90 Fla. Presbyterian (A)	66	106 Jacksonville (A)	114	93 Eastern Kentucky (A)	60
57 Furman (H)	48	69 Ohio State (A)	76	111 Valdosta State (H)	63	78 Louisville (A)	90
72 Centenary (H)	79	87 Florida (H)	95	85 So. California (N)	94	88 Memphis State (H)	80
72 Memphis State (A)	84	104 Samford (H)	89	64 Miami (Ohio) (N)	67	107 W. Kentucky (N)	87
73 Georgia Tech (A)	77	58 Marquette (A)	78	95 Pan American (A)	90	66 Wake Forest (N)	48
101 Jacksonville (H)	77	130 Louisiana State (N)	100	95 Arizona (H)	85	92 Indiana State (N)	93
80 Stetson (A)	60	114 Richmond (H)	91	101 Pepperdine (H)	82	84 Wisc.-Milw. (N)	82
80 Miami (A)	82	87 Rutgers (H)	77	114 Miami (H)	106	99 Texas A&M (N)	79
70 Georgia (A)	85	67 Georgia Tech (H)	69	96 Manhattan (H)	68	74 Houston (A)	79
<b>1964-65—Won 16, Lost 10 (.620)</b>				78 Tulane (A)	88	85 Virginia Tech (N)	80
81 Valdosta State (H)	57	67 Georgia Tech (A)	85	122 Samford (H)	79	92 Georgia Southern (N)	89
76 Virginia Military (H)	72	67 Evansville (A)	76	78 Stetson (H)	71	94 South Florida (A) (OT)	95
68 Auburn (A)	92	96 Citadel (A)	75	67 Georgia Tech (H)	85	73 South Illinois (A)	77
73 Alabama (A)	76	111 Stetson (H)	81	65 Jacksonville (A)	83	76 Jacksonville (H)	74
51 Florida (H)	50	122 Miami (H)	81	82 California-Irvine (H)	69	90 New Mexico (H)	71
56 Oklahoma State (N)	60	92 Jacksonville (H)	79	98 Wisconsin-Milw. (H)	61	91 Canisius (H)	74
82 Baylor (N)	64	73 Georgia Tech (A)	57	81 Georgia Tech (A)	92	118 South Florida (H)	64
43 Tennessee (N)	65	109 Hofstra (H)	71	113 Georgia Southern (A)	91	89 Jacksonville (A)	113
		81 Valdosta State (H)	71	79 Jacksonville (H)	80	85 North Carolina (N)	104
		80 North Carolina (A)	86	61 North Carolina (A)	70	105 South Alabama (H)	63
				74 Florida Southern (A)	66	86 Fairleigh Dickinson (H)	58
				94 Miami (A)	100	96 South Alabama (A)	91

1974-75—Won 18, Lost 8 (.692)

Table with 2 columns: School Name, Record. Includes Valdosta State (H), Illinois State (H), Marshall (H), Memphis State (A), Louisville (H), Cal. State-Bakersfield, Ohio University (H), Purdue (N), Louisville (A), Eastern Kentucky (H), Wisconsin-Milw. (H), Biscayne (A), South Florida (A), Hofstra (H), Biscayne (A), Canisius (A), New Mexico (A) (OT), UT-Chattanooga (H), Jacksonville (H), Georgia Southern (N), Georgia State (H), Jacksonville (A), Georgia Southern (H), Mercer (H), South Florida (H), Stetson (A).

1975-76—Won 21, Lost 6 (.778)

Table with 2 columns: School Name, Record. Includes Rollins (H), Eastern Kentucky (A), Indiana (A), Stetson (H), Palm Beach Atlantic (H), South Florida (N), Alabama (N), Washington (N), Oregon State (N), Colorado State (N), Western Kentucky (H), Jacksonville (A), Baptist College (H), Memphis State (H), South Florida (A), Southwestern La. (H), Georgia State (A), Illinois State (A), Illinois State (A) (OT), South Florida (H), Illinois State (H), Madison (A), Jacksonville (H), Georgia State (H), Valdosta State (H), Mercer (H), Southwestern La. (A), Dayton (A).

1976-77—Won 16, Lost 11 (.592)

Table with 2 columns: School Name, Record. Includes Toledo (N), Clemson (A), Missouri Western (H), Austin Peay (H), Missouri (A), Santa Clara (N), San Francisco (A), Army (N), Vermont (A), Louisville (A), Western Kentucky (A), Troy State (H), Madison (H), Memphis State (A), South Florida (A), South Alabama (H), Jacksonville (A), N.C.-Charlotte (H), Mercer (A), Baptist (H), Kentucky (A), Stetson (A), Dayton (A), Jacksonville (H), South Florida (H), Oral Roberts (H), Georgia Tech (N)\*, Metro Tournament.

1977-78—Won 23, Lost 6 (.793)

Table with 2 columns: School Name, Record. Includes Rollins (H), Troy State (H), St. Leo (H), South Florida (A), Seton Hall (A).

Table with 2 columns: School Name, Record. Includes Texas A&M (A), Navy (A), Missouri (H), Cincinnati (A), Tulane (A), Minnesota (A), Tulane (A), Fairleigh Dickinson (H), Tulane (H), Cincinnati (H), Louisville (A), St. Louis (A), South Alabama (H), St. Louis (A), Memphis State (A), Memphis State (H), UNC-Charlotte (A), Louisville (H), Georgia Tech (H), Georgia Tech (A), Oral Roberts (A), Georgia Tech (A), Louisville (A), Kentucky (A) (NCAA).

1978-79—Won 18, Lost 10 (.642)

Table with 2 columns: School Name, Record. Includes Eckerd (H), Western Kentucky (H), Auburn (A), Florida (H), Florida Southern (H), Dayton (A), Penn State (N), Alabama-Birmingham (A), Jacksonville (A), Georgia Southern (N), Old Dominion (A), Tulane (A), St. Louis (A), Memphis State (A), Louisville (H), Georgia Tech (H), George Washington (A), Cincinnati (A), Tulane (H), Louisville (A), South Alabama (A), Georgia Tech (A), St. Louis (H), Cincinnati (H), Memphis State (H), Tulane (A), Memphis State (A), Virginia Tech (A).

1979-80—Won 22, Lost 9 (.709)

Table with 2 columns: School Name, Record. Includes Florida A&M (H), Jacksonville (H), South Florida (A), Florida (N), Memphis State (A), Marquette (N), Minnesota (A), Western Kentucky (A), Tulane (N), St. Louis (A), South Florida (H), Memphis State (A), Tulane (A), South Carolina-Aiken (H), Marquette (A), Virginia Tech (H), Louisville (A), Cincinnati (A), Auburn (H), Memphis State (H), Cincinnati (H), Florida Southern (A), St. Louis (A), Jacksonville (A), Cleveland State (H), Alabama-Birmingham (H), Virginia Tech (A), Louisville (H), Tulane (A), Cincinnati (A), Louisville (A), Toledo (NCAA) (A), Kentucky (NCAA) (A), \*Forfeit.

1980-81—Won 17, Lost 11 (.607)

Table with 2 columns: School Name, Record. Includes Central Florida (H), Minnesota (A), Jacksonville (H), Florida (N), Auburn (A), Missouri (N), Georgia (N), South Carolina (N), Memphis State (H), Cincinnati (A), Baptist College (H), Virginia Tech (A), Louisville (A), Jacksonville (A), Tulane (H), Florida (A), Tulane (A), St. Louis (A), Louisville (H), St. Louis (H), Cincinnati (H), Virginia Tech (H), South Carolina (A), Florida A&M (H), St. Louis (N), Cincinnati (N).

1981-82—Won 11, Lost 17 (.393)

Table with 2 columns: School Name, Record. Includes Florida A&M (H), Georgia (H), Jacksonville (N), South Florida (N), Jacksonville (H), Florida (N), Auburn (H), South Carolina (A), UNC-Charlotte (N), Dayton (A), Louisville (A), Memphis State (A), Florida (H), St. Louis (A), Virginia Tech (A), St. Louis (H), St. Leo (H), Jacksonville (A) (OT), Louisville (H), Tulane (A), Tulane (H), Memphis State (H), Cincinnati (A), South Carolina (H), Virginia Tech (H), Cincinnati (H), Tulane (N), Louisville (N).

1982-83—Won 14, Lost 14 (.500)

Table with 2 columns: School Name, Record. Includes St. Leo (H), Auburn (A), Florida A&M (H), South Florida (N), Jacksonville (N), Florida (H), Pittsburgh (H), San Diego State (A), Tulsa (N), New Mexico (A), Jacksonville (A), Louisville (H), Southern Mississippi (H), Virginia Tech (A), Cincinnati (H), Southern Mississippi (A), South Carolina (A) (OT), Cincinnati (A), Louisville (A), Jacksonville (H), Tulane (H) 2 OT, Virginia Tech (H), New Mexico (H), Memphis State (H), South Carolina (H), Memphis State (A), Tulane (A), Memphis State (N).

1983-84—Won 20, Lost 11 (.645)

Table with 2 columns: School Name, Record. Includes Central Florida (H), Tampa (H), Florida (A), Auburn (H).

Table with 2 columns: School Name, Record. Includes Jacksonville (H), Florida International (H), Pittsburgh (A), Florida (H), Furman (H) (OT), South Carolina (H), Southern Mississippi (A), Tulane (A), Cincinnati (H), Baptist College (H), Louisville (A), South Carolina (A), Southern Mississippi (H), Louisville (H), Memphis State (H), Jacksonville (A), Memphis State (A), Tulane (H), South Florida (A), Virginia Tech (H), Cincinnati (A), Virginia Tech (A), Monmouth College (H), South Carolina (N), Memphis State (N), North Carolina State (N) (OT), Pittsburgh (N).

1984-85—Won 14, Lost 16 (.466)

Table with 2 columns: School Name, Record. Includes Tampa (H), Florida (H), Florida International (H), Jacksonville (A), Tennessee-Martin (H), Pittsburgh (N), Furman (A), Cincinnati (A), North Carolina (N), St. Josephs (H), South Florida (H), Louisville (H), Virginia Tech (A), North Carolina State (A), Memphis State (H), Southern Miss (A), Tulane (A), South Carolina (A), Florida (A), Tulane (H), Southern Miss (H), Jacksonville (H), Memphis State (A), Louisville (A), Virginia Tech (H), South Carolina State (A), Memphis State (H), Southern Miss (A), Tulane (A), South Carolina (A), Memphis State (N) (OT).

## Basketball Lettermen Club

### A

Abraham, Ansley ..... 1974  
 Adams, Arthur ..... 1949  
 Albertson, Bob ..... 1974  
 Aldridge, Archie ..... 1974  
 Alford, Don ..... 1976  
 Allen, Herbert ..... 1984, 85  
 Amick, John ..... 1977, 78, 79, 81  
 Anderson, Kris ..... 1983, 84  
 Arnold, Rodney ..... 1980, 81  
 Artmeier, Richard ..... 1954, 55  
 Ashworth, Rufus ..... 1951  
 Austin, Kenneth .....

### B

Barrow, Tim ..... 1968  
 Bates, Don ..... 1949  
 Benjamin, Lee ..... 1952, 53  
 Benson, Rick ..... 1966  
 Biggs, Donald ..... 1966  
 Bloodworth, John ..... 1966  
 Boltz, Daniel ..... 1978, 79, 81  
 Brennan, James ..... 1975  
 Brodie, Mark ..... 1977, 78, 79, 80  
 Brown, Murray ..... 1973, 74  
 Brownard, Dave ..... 1973, 74  
 Burke, Dennis ..... 1953  
 Burst, Thomas ..... 1969, 70  
 Bush, Ken ..... 1969  
 Byrd, Carlton ..... 1974, 75, 76, 77

### C

Cable, Randy ..... 1968, 69, 70  
 Calkin, Jim ..... 1972  
 Campbell, Rick ..... 1985  
 Carter, Tony ..... 1957, 58, 59, 60  
 Casteel, Robert ..... 1974, 75  
 Chatman, Ed ..... 1979  
 Clendinen, William ..... 1973  
 Clyde, Benny ..... 1972, 73, 74  
 Collinsworth, Greg ..... 1979, 80, 81  
 Comparato, Robert ..... 1961  
 Coogler, Faurest ..... 1961  
 Cotton, Bill ..... 1968, 69, 70  
 Cowens, David ..... 1978, 79, 80  
 Cundy, Tom .....

### D

Danford, Richard ..... 1966, 67, 68  
 Davis, Harry ..... 1975, 76, 77, 78  
 Davis, Jack ..... 1961  
 Decker, Bert ..... 1968  
 Dellahan, Thomas ..... 1977, 78, 80, 81  
 Depalmer, Michael ..... 1967, 68  
 DePatty, Bob ..... 1968  
 Dillard, Mickey ..... 1977, 78, 80, 81  
 Doyle, Kenneth ..... 1967, 68  
 Duarte, Michael ..... 1957, 58, 59  
 Durham, Hugh .....

### E

Eason, Michael ..... 1966  
 Edney, Tim ..... 1961  
 Edwards, Sherwood ..... 1962, 63  
 Ek, Bob ..... 1970, 71  
 Elizy, Vernell .....

### F

Fairchild, Charles ..... 1955  
 Farrar, Joe ..... 1984, 85  
 Fedor, Dave ..... 1959-62  
 First, Robert ..... 1950, 51, 52  
 Fischer, Louis ..... 1985  
 Fitchett, Jerome ..... 1966  
 Forkey, Russell ..... 1972  
 Fryer, Artie .....

### G

Garcia, Thomas ..... 1957  
 Garrett, Rowland ..... 1970, 71, 72  
 Gay, Larry ..... 1971, 72, 73  
 Gies, Jan ..... 1968, 69, 70  
 Gilbert, Mark ..... 1981, 82

Gipson, Alton Lee ..... 1984, 85  
 Giswold, Bill ..... 1963  
 Glenn, Bill ..... 1966, 67  
 Glover, Roy ..... 1970  
 Gonzalez, Pete ..... 1963, 65  
 Gordon, Duane ..... 1952, 53  
 Gosink, Jim ..... 1973, 74, 75, 76  
 Grady, Greg ..... 1957  
 Gregory, Stu ..... 1955, 59  
 Guemple, John .....

### H

Harris Eugene ..... 1974, 75, 76, 77  
 Harris, Ron ..... 1970, 71, 72  
 Harrison, John ..... 1974, 75  
 Hartman, Bob ..... 1951  
 Henry, Don ..... 1948  
 Hewitt, Ted ..... 1967, 68, 69  
 Hilaman, Sheldon ..... 1948  
 Hilsmer, Don ..... 1967, 68, 69  
 Hogan, Jeff ..... 1967, 68, 69  
 Holder, Alvin ..... 1963  
 Holland, William ..... 1963  
 Hugel, Cal .....

### J

Jackson, Tony ..... 1977, 78, 79, 80  
 Jacoby, Leroy ..... 1955, 57, 58  
 Johnson, Michael ..... 1982, 83, 84  
 Johnson, Otis ..... 1973

### K

Kaboord, Mark ..... 1969  
 Kendall, Richard ..... 1969  
 Kimrey, Lannie ..... 1971, 72, 73  
 King, Edward ..... 1977, 78, 79, 81  
 King, Ron ..... 1976  
 Kuhl, Donnie ..... 1977, 78, 79, 81  
 Kundid, Michael ..... 1976

### L

Laird, Steve ..... 1947  
 Lanigan, Robert ..... 1964, 65  
 Leakey, Ken ..... 1956  
 Leitch, Colin ..... 1961, 62, 63  
 Long, Charlie ..... 1948  
 Loucks, Donald ..... 1963, 64, 65  
 Lovell, Bobby ..... 1965, 66  
 Lovelle, Benny .....

### M

Mabry, Thomas ..... 1969, 70  
 Macklin, Kenneth ..... 1969, 70  
 Macomber, Darryl ..... 1965, 66  
 Mahoney, Dave ..... 1975, 76, 79  
 Mann, Hank ..... 1950, 51  
 Marsee, Bud ..... 1983, 84  
 Martello, Vince ..... 1985  
 Martin, Terry ..... 1981  
 Matchett, Scott ..... 1965, 66  
 Maxwell, Hosey ..... 1947  
 McCrary, Benjamin ..... 1972, 73, 74  
 McCrory, Lawrence ..... 1959  
 McHone, Morris ..... 1982, 83, 84  
 McLaughlin, Tom ..... 1967, 68  
 Miles, Bobby ..... 1967, 68  
 Moore, Larry ..... 1967, 68  
 Moorehead, Jon ..... 1967, 68  
 Morrison, Bruce ..... 1965  
 Morrison, Ian ..... 1965  
 Murphy, Brian ..... 1982, 83, 84, 85  
 Myrick, Maurice .....

### N

Nemergut, Ron ..... 1971  
 Nettles, Ronald ..... 1949  
 Nissalke, Tom .....

### O

Oler, James ..... 1953  
 O'Steen, William .....

### P

Parker, William ..... 1948  
 Parker, Dennis ..... 1978, 79, 80, 81  
 Parks, Bobby ..... 1955  
 Patton, Wayne ..... 1948  
 Pavy, James ..... 1964, 65

Pence, Robert ..... 1950, 51, 52, 53  
 Perkins, Zach ..... 1973, 74, 75, 76  
 Peters, David ..... 1971, 72, 73  
 Petty, Otto ..... 1982, 83  
 Phillip, Raphael ..... 1966  
 Phillips, William ..... 1966  
 Porter, Tom ..... 1966  
 Powell, Ben ..... 1966  
 Powers, Fred .....

### R

Reeves, Ed ..... 1963  
 Reeves, Dale ..... 1968, 69  
 Reynolds, Carl ..... 1952  
 Rhoney, Mike ..... 1963  
 Richardson, Jimtom ..... 1963, 64  
 Ricketts, Dale ..... 1950, 81  
 Ross, David ..... 1967, 68  
 Royals, Reggie ..... 1971, 72, 73

### S

Samuel, Greg ..... 1964, 65  
 Savage, Jr., James ..... 1984, 85  
 Schull, Gary ..... 1963, 64, 65  
 Shaffer, Dean ..... 1974, 75, 76, 77  
 Shirley, Jerry ..... 1960, 61  
 Simmons, James ..... 1982, 83, 84, 85  
 Smalls, Wayne ..... 1966, 67, 68  
 Smith, James ..... 1973, 74, 75  
 Smith, Jerry ..... 1966  
 Speights, David ..... 1966, 67, 68  
 Stewart, Darryle ..... 1973, 74, 75  
 Stitt, Cyril ..... 1966  
 Stolsen, Galen ..... 1957  
 Strom, Larry ..... 1961, 62  
 Swain, Ray .....

### T

Thompson, David ..... 1976, 77, 78  
 Tockes, Pernell ..... 1979, 80, 81  
 Towey, Jim ..... 1957  
 Trammell, Jeffrey ..... 1974, 75, 76  
 Trobaugh, Dick ..... 1982, 83, 84  
 Twomey, Fred ..... 1953

### V

Vetica, Dave ..... 1977

### W

Waits, Robert ..... 1957  
 Wallace, Jim ..... 1964  
 Walls, Kevin ..... 1957  
 Ward, Bob ..... 1974, 75, 76  
 Warren, Larry ..... 1982, 83, 84  
 Watson, Ronald ..... 1953  
 Wernke, Paul ..... 1952, 53  
 Westhafer, Jerry ..... 1957  
 Westhafer, Joe ..... 1982, 83  
 Wiggins, Mitchell ..... 1982, 83  
 Wilkes, Scott ..... 1982, 83, 84  
 Williams, Bob ..... 1957  
 Williams, Jr., Ernest ..... 1957  
 Williams, Joseph ..... 1969, 70  
 Williams, Willie ..... 1953  
 Williamson, Dennis ..... 1975  
 Wolf, Gary ..... 1975  
 Woodard, Wayne ..... 1975  
 Woodward, Freddie ..... 1975  
 Worthington, Douglas ..... 1972  
 Wright, William ..... 1948, 49, 50  
 Wurshach, Ed ..... 1948, 49, 50  
 Wyman, Jr., Orlando .....

### Y

Young, Ed ..... 1980, 81  
 Young, Skip ..... 1969, 70, 71






## The Metro Conference


Although only celebrating its 10th birthday last season, the Metro Conference has clearly established itself as one of the top basketball conferences in the nation. Consider, for just a moment, some of its boasting points:

- When Memphis State advanced to the Final Four in 1985, it marked the fourth time in the last six years that the Metro has had a team represented.
- It also marked the fourth straight year that four teams, two in the NCAA and two in the NIT, have participated in post-season play.
- Metro schools have played in national post-season tournaments the last nine years and have sent a pair of teams to the NCAA tourney eight of those nine years. Three teams went in 1980—Florida State, Virginia Tech and Louisville. Louisville won the NCAA title.
- In five different years the Conference has also sent a team to the NIT Tournament. The Metro sent two schools in 1982 and in 1984.

Under the leadership of commissioner Steve Hatchell, the Metro conducts a post-season tournament every year to determine its representative to the NCAA tourney. That tournament, carried across the nation by CBS-TV, will once again be played in Louisville's Freedom Hall March 6-8. The Conference will also play host to the 1986 NCAA Southeast Regional in Atlanta March 20-22. The Conference was chosen to repeat as a host after attendance for the first-round doubleheaders and a pair of second round games was the greatest of the eight NCAA first rounders.



Commissioner Steve Hatchell



Communications Director  
Craig Thompson

### Metro Conference Standings 1985-1986

Team	Conference			All Games		
	W	L	Pct.	W	L	Pct.
Memphis State	13	1	.929	31	4	.885
Virginia Tech	10	4	.714	20	9	.690
Cincinnati	8	6	.571	17	14	.548
South Carolina	6	8	.429	15	13	.536
Louisville	6	8	.429	19	18	.514
Tulane	6	8	.429	15	13	.536
Florida State	4	10	.286	14	16	.467
Southern Mississippi	3	11	.214	7	21	.250

### 1985 All-Metro Team

Player	School
Keith Lee	Memphis State
Dell Curry	Virginia Tech
John William	Tulane
Perry Young	Virginia Tech
Billy Thompson	Louisville

### Second Team

Player	School
Alton Lee Gipson	Florida State
William Bedford	Memphis State
Derrick McMillan	Cincinnati
Randy Allen	Florida State
Andre Turner	Memphis State

### 1985 All-Freshman Team

Player	School	Ht.	Pos.
Roger McClendon	Cincinnati	6-4	Guard
Casey Fisher	So. Mississippi	6-2	Guard
Vincent Askew	Memphis State	6-5	Guard
Keith James	South Carolina	6-7	Guard
Herbert Crook	Louisville	6-7	Forward

### Player of the Year

Keith Lee—Memphis State

### Coach of the Year

Tony Yates—Cincinnati

### Newcomer of the Year

Linwood Moya—South Carolina

### Metro Conference Player of the Year

1976-77 Gary Yoder (Sr) Cincinnati  
 1977-78 Rich Wilson (Sr) Louisville  
 Harry Davis (Sr) Florida State  
 1978-79 Pat Cummings (Sr) Cincinnati  
 1979-80 Darrell Griffith (Sr) Louisville  
 1980-81 Derek Smith (Jr) Louisville  
 David Burns (Sr) St. Louis  
 1981-82 Keith Lee (Fr) Memphis State  
 1982-83 Rodney McCray (Sr) Louisville  
 1983-84 John Williams (Jr) Tulane  
 1984-85 Keith Lee (Sr) Memphis State

## All Games Individual Statistics

Scoring Offense	G	Pts.	Avg.
1. Virginia Tech	29	2346	80.9
2. Florida State	30	2302	76.7
3. South Carolina	28	2091	74.4
4. Memphis State	35	2553	72.9
5. Louisville	37	2588	69.9
6. Southern Mississippi	28	1918	68.5
7. Cincinnati	31	1976	63.7
8. Tulane	28	1748	62.4

Scoring Margin	Off. Avg.	Def. Avg.	Dif.
1. Virginia Tech	80.9	69.5	+9.8
2. Memphis State	72.9	63.7	+9.2
3. Florida State	76.7	71.8	+4.9
4. Tulane	62.4	60.5	+1.9
5. South Carolina	74.7	73.8	+0.9
6. Louisville	69.9	69.8	+0.1
7. Cincinnati	63.7	65.5	-1.8
8. Southern Mississippi	68.5	72.3	-3.8

Field Goal Percentage—Off.	FGM-FGA	Pct.
1. Tulane	665-1306	.508
2. Virginia Tech	953-1906	.500
3. Memphis State	1015-2033	.499
4. Florida State	935-1877	.498
5. Louisville	1041-2102	.495
6. Southern Mississippi	798-1715	.465
7. South Carolina	816-1794	.455
8. Cincinnati	791-1806	.438

Free Throw Percentage	FTM-FTA	Pct.
1. Memphis State	523-722	.724
2. Louisville	506-703	.720
3. Tulane	418-591	.707
4. Virginia Tech	435-637	.683
Florida State	435-637	.683
6. South Carolina	459-677	.678
7. Cincinnati	394-613	.643
8. Southern Mississippi	322-511	.630

Scoring Defense	G	Pts.	Avg.
1. Tulane	28	1695	60.5
2. Memphis State	35	2228	63.7
3. Cincinnati	31	2032	65.5
4. Virginia Tech	29	2015	69.5
5. Louisville	35	2583	69.8
6. Florida State	30	2154	71.8
7. Southern Mississippi	28	2024	72.3
8. South Carolina	28	2067	73.8

Rebounding Margin	Reb.-Avg.	Opponent Reb.-Avg.	Mar.
1. Memphis State	1305-37.3	1142-32.6	+4.7
2. Tulane	897-32.0	780-27.9	+4.1
3. Louisville	1328-35.9	1211-32.7	+3.2
4. South Carolina	1126-40.2	1048-37.4	+2.8
5. Florida State	1101-36.7	1075-35.8	+0.9
6. Virginia Tech	1122-38.7	1106-38.1	+0.7
Cincinnati	1068-34.5	1048-33.8	+0.7
8. Southern Mississippi	957-34.2	1106-35.4	-1.2

Field Goal Percentage-Def.	FGM-FGA	Pct.
1. Memphis State	911-2152	.423
2. Virginia Tech	798-1864	.428
3. Louisville	984-2135	.461
4. Florida State	860-1854	.464
5. Tulane	756-1640	.467
6. South Carolina	853-1795	.475
7. Cincinnati	778-1632	.477
8. Southern Mississippi	791-1568	.504

Turnover Margin	Opponent TO-Avg.	TO-Avg.	Mar.
1. Virginia Tech	515-18.9	426-14.7	+4.2
2. Cincinnati	430-13.9	379-12.2	+1.7
3. Southern Mississippi	413-14.8	375-13.4	+1.4
4. Florida State	438-14.6	416-13.9	+0.7
5. South Carolina	399-14.3	426-15.2	-0.9
Memphis State	406-11.6	439-12.5	-0.9
7. Louisville	472-12.8	601-16.3	-3.5
8. Tulane	295-10.5	438-15.6	-5.1

## Metro Sports Information Directors

Institution	Office Number	Contact	Home Number
Cincinnati	513/475-5091	Tom Hathaway, SID Susan Hartle, Asst. SID	513/475-5091 513/541-7799
Louisville	502/588-6581	Kenny Klein, SID Nancy Allison, Asst. SID	502/491-2863 502/459-4452
Memphis State	901/454-2337	Mike Finn, Basketball SID	901/682-1549
South Carolina	803/777-5204	Tom Price, SID Kerry Tharp, Asst. SID	803/787-2395 803/776-0389
Southern Mississippi	601/266-4503	John Cox, Asst. SID Ace Cleveland, SID	601/545-1608 601/268-6859
Virginia Tech	703/961-6726	Jack Williams, SID Dave Smith, Asst. SID	703/951-0963 703/951-8024

**SCORING** (Min. 14.0 points per game)

Name, Team	CL	G	FG	FT	Pts.	Avg.
1. Keith Lee, MSU	Sr	35	266	156	688	19.7
2. Al Gipson, FSU	Sr	30	236	96	568	18.9
3. Perry Young, VT	Sr	29	207	122	536	18.5
4. Dell Curry, VT	Jr	29	225	75	529	18.2
5. John Williams, TUL	Sr	28	189	120	498	17.8
6. James Williams, USM	Sr	27	180	81	441	16.3
7. Randy Allen, FSU	So	28	187	62	436	15.6
8. Linwood Moyer, SC	Jr	28	172	85	429	15.3
9. Billy Thompson, LOU	Jr	37	220	118	558	15.1

**REBOUNDS** (Min. 7.0 rebounds per game)

Name, Team	CL	G	No.	Avg.
1. Keith Lee, MSU	Sr	35	323	9.2
2. Linwood Moyer, SC	Jr	28	237	8.5
3. Billy Thompson, LOU	Jr	37	311	8.4
4. James Williams, USM	Sr	27	221	8.2
5. Myron Hughes, CINC	Jr	29	235	8.1
6. Al Gipson, FSU	Sr	30	234	7.8
John Williams, TUL	Sr	28	219	7.8
8. William Bedford, MSU	So	35	265	7.6
9. Perry Young, VT	Sr	29	215	7.4
10. Mike Brittain, SC	Sr	24	174	7.3

**FIELD GOAL PCT.** (Min. 4 FG made & .500)

Name, Team	CL	G	FGM-FGA	Pct.
1. John Williams, TUL	Sr	28	189-334	.566
2. William Bedford, MSU	So	35	179-330	.542
3. Bobby Beecher, VT	Jr	28	133-249	.534
4. Randy Allen, FSU	So	28	187-352	.531
5. Roger McClendon, CIN	Fr	31	160-306	.523
6. Clyde Eads, TUL	Sr	28	117-226	.518
7. Billy Thompson, LOU	Jr	37	220-427	.515
8. Joe Farrar, FSU	Sr	30	138-271	.509
9. James Williams, USM	Sr	27	180-354	.508
10. Andre Turner, MSU	Jr	34	154-309	.498
Manuel Forrest, LOU	Sr	34	179-363	.498

**FREE THROW Pct.** (Min. 2 FT made & .700)

Name, Team	CL	G	FTM-FTA	Pct.
1. Manuel Forrest, LOU	Sr	34	78-96	.813
2. Duane Kendall, SC	Jr	24	59-75	.787
3. Keith Lee, MSU	Sr	35	156-200	.780
4. John Williams, TUL	Sr	28	120-155	.774
5. Dell Curry, VT	Jr	29	75-99	.758
6. Derrick McMillan, CIN	Sr	31	102-136	.750
7. Billy Thompson, LOU	Jr	37	118-158	.747
8. Bobby Beecher, VT	Jr	28	63-85	.741
9. Linwood Moyer, SC	Jr	28	85-115	.739
Michael Foster, SC	So	28	68-92	.739
10. Andre Turner, MSU	Jr	34	80-112	.714

**ASSISTS** (Min. 3.0 assists per game)


Name, Team	CL	G	No.	Avg.
1. Andre Turner, MSU	Jr	34	224	6.5
2. Dean Shaffer, FSU	Sr	28	171	6.1
3. Michael Foster, SC	So	28	145	5.2
4. Vincent Askew, MSU	Fr	35	170	4.9
5. Al Young, VT	Sr	28	118	4.2
Billy Thompson, LOU	Jr	37	154	4.2
7. Casey Fisher, USM	Fr	28	113	4.0
8. Derrick McMillan, CIN	Sr	31	117	3.8
9. Joe Farrar, FSU	Sr	30	110	3.7
10. Kenny Siler, USM	So	28	97	3.5
11. David Dominique, TUL	So	28	91	3.3
12. Dell Curry, VT	Jr	29	91	3.1
13. Keith James, SC	Fr	28	85	3.0

**STEALS** (Min. 1.5 steals per game)

Name, Team	CL	G	No.	Avg.
1. Dean Shaffer, FSU	Sr	28	81	2.9
2. Al Young, VT	Sr	28	71	2.5
3. Dell Curry, VT	Jr	29	69	2.4
4. Casey Fisher, USM	Fr	28	44	1.6
Michael Foster, SC	So	28	44	1.6
Andre Turner, MSU	Jr	34	53	1.6
7. Maurice Myrick, FSU	Sr	30	46	1.5

**BLOCKED SHOTS** (Min. 1.3 blocks per game)

Name, Team	CL	G	No.	Avg.
1. William Bedford, MSU	So	35	91	2.6
2. John Williams, TUL	Sr	28	64	2.3
3. Mike Brittain, SC	Sr	24	48	2.0
4. Al Gipson, FSU	Sr	30	47	1.6
5. Barry Sumpter, LOU	So	35	54	1.5

**Metro Tournament Statistics****1985 Metro Conference Tourney Results  
Louisville, Kentucky****First Round, March 7**

Florida State 97, Virginia Tech 93  
Cincinnati 58, Tulane 44  
Memphis State 68, So. Miss. 58  
Louisville 74, South Carolina 61

**Semifinals, March 8**

Florida State 75, Cincinnati 65  
Memphis State 81, Louisville 74

**Finals, March 9**

Memphis State 90, Florida State 86

**Total Attendance: 60,185—Record**

## Composite Metro Tournament Standings

Team	W-L	Pct.	Tourn	Semis	Finals	Titles	2nd
Louisville	12-5	.706	9	9	5	4	1
Memphis St.	12-7	.632	9	8	3	2	1
Virginia Tech	8-5	.615	6	5	2	1	1
Cincinnati	8-7	.533	9	4	3	2	1
FSU	10-9	.526	9	7	4	0	4
Tulane	2-9	.182	9	1	1	0	1
Southern Miss	0-2	.000	2	0	0	0	0
*Georgia Tech	4-3	.571	3	3	1	0	1
*St. Louis	0-7	.000	7	0	0	0	0
South Carolina	0-2	.000	2	0	0	0	0

\*No longer members

## John Gunn Outstanding Player

- 1976**—Dexter Reed, Memphis State, Junior  
**1977**—Gary Yoder, Cincinnati, Senior  
**1978**—Rick Wilson, Louisville, Senior  
**1979**—Dale Solomon, Virginia Tech, Freshman  
**1980**—Darrell Griffith, Louisville, Senior  
**1981**—Rodney McCray, Louisville, Sophomore  
**1982**—Keith Lee, Memphis State, Freshman  
**1983**—Rodney McCray, Louisville, Senior  
**1984**—John Williams, Tulane, Junior  
**1985**—Dean Shaffer, Florida State, Senior

## All-Tournament Teams

### 1976

Dexter Reed, Memphis State  
 Pat Cummings, Cincinnati  
 Bill Cook, Memphis State  
 Jim Wood, Georgia Tech  
 Alvin Wright, Memphis State

### 1977

Gary Yoder, Cincinnati  
 Bob Miller, Cincinnati  
 Tico Brown, Georgia Tech  
 Jim Wood, Georgia Tech  
 Alvin Wright, Memphis State

### 1978

Rick Wilson, Louisville  
 Sammy Drummer, Georgia Tech  
 Eugene Harris, Florida State  
 Ricky Gallon, Louisville  
 Harry Davis, Florida State

### 1979

Murray Brown, Florida State  
 Dale Solomon, Virginia Tech  
 Wayne Robinson, Virginia Tech  
 Rodney Lee, Memphis State  
 Darrell Griffith, Louisville

### 1980

Darrell Griffith, Louisville  
 Derek Smith, Louisville  
 Eddie Lee, Cincinnati  
 Elvis Rolle, Florida State  
 Poncho Wright, Louisville

### 1981

Derek Smith, Louisville  
 Rodney McCray, Louisville  
 Dale Solomon, Virginia Tech  
 David Burns, St. Louis  
 Dwight Jones, Cincinnati

### 1982

Scooter McCray, Louisville  
 Rodney McCray, Louisville  
 Milt Wagner, Louisville  
 Bobby Parks, Memphis State  
 Paul Thompson, Tulane

### 1983

Keith Lee, Memphis State  
 Bobby Parks, Memphis State  
 Otis Jackson, Memphis State  
 Derek Smith, Louisville  
 Dale Solomon, Virginia Tech

### 1984

Keith Lee, Memphis State  
 Perry Young, Virginia Tech  
 Alton Lee Gipson, Florida State  
 Lancaster Gordon, Louisville  
 Phillip Haynes, Memphis State

### 1985

Alton Lee Gipson, Florida State  
 Roger McClendon, Cincinnati  
 Andre Turner, Memphis State  
 Keith Lee, Memphis State  
 Baskerville Holmes, Memphis State

## Year-By-Year NCAA Results

(Since the Metro was formed)

- 1976** Notre Dame 79, Cincinnati 78 (1st round)  
 Pepperdine 87, Memphis State 77 (1st round)  
**Won 0, Lost 2**
- 1977** UCLA 87, Louisville 79,  
 Marquette 66, Cincinnati 51  
**Won 0, Lost 2**
- 1978** Kentucky 85, Florida State 76 (1st round)  
 Louisville 76, St. John's 68 (1st round)  
 DePaul 90, Louisville 89, 2 OT (2nd round)  
**Won 1, Lost 2**
- 1979** Virginia Tech 70, Jacksonville 53 (1st round)  
 Louisville 69, South Alabama 66 (2nd round)  
 Indiana State 86, Virginia Tech 69 (2nd round)  
 Arkansas 73, Louisville 62 (regional semifinals)  
**Won 2, Lost 2**
- 1980** Florida State 94, Toledo 91 (1st round)  
 Virginia Tech 89, Western Kentucky 85, OT (1st round)  
 Kentucky 97, Florida State 78 (2nd round)  
 Indiana 68, Virginia Tech 59 (2nd round)  
 Louisville 71, Kansas State 69, OT (2nd round)  
 Louisville 66, Texas A&M 55, OT (Midwest regional semifinals)  
 Louisville 86, LSU 66 (Midwest regional championship)  
 Louisville 80, Iowa 72 (Final Four Semifinals)  
 Louisville 59, UCLA 54 (Final Four championship)  
**Won 7, Lost 2**
- 1981** Arkansas 74, Louisville 73 (2nd round)  
**Won 0, Lost 1**
- 1982** Memphis State 56, Wake Forest 55 (East regional, 2nd round)  
 Villanova 70, Memphis State 66, OT  
 Louisville 81, Middle Tennessee St. 56 (Midwest regional, 2nd round)  
 Louisville 67, Minnesota 61  
 Louisville 75, Alabama-Birmingham 68  
 Georgetown 50, Louisville 46 (Final Four semifinals)  
**Won 4, Lost 2**
- 1983** Memphis State 66, Georgetown 57 (2nd round Midwest)  
 Houston 70, Memphis State 63 (Midwest regional finals)  
 Louisville 70, Tennessee 57 (Midwest 2nd round)  
 Louisville 65, Arkansas 63 (Midwest regional semifinals)  
 Louisville 80, Kentucky 68 (Midwest regional championship)  
 Houston 94, Louisville 81 (Final Four semifinals)  
**Won 4, Lost 2**
- 1984** Louisville 72, Morehead State 69 (Midwest 1st round)  
 Memphis State 92, Oral Roberts 83 (Midwest 1st round)  
 Louisville 69, Tulsa 67 (Midwest 2nd round)  
 Memphis State 66, Purdue 48 (Midwest 2nd round)  
 Kentucky 72, Louisville 67 (Midwest semi-final)  
 Houston 78, Memphis State 71 (Midwest semi-final)  
**Won 4, Lost 2**
- 1985** Temple 60, Virginia Tech 57 (East 1st round)  
 Memphis State 67, Penn 55 (Midwest 1st round)  
 Memphis State 67, Alabama-Birmingham 66 (Midwest 2nd round)  
 Memphis State 59, Boston College 57 (Midwest semifinals)  
 Memphis State 63, Oklahoma 61 (Midwest Championship)  
 Villanova 52, Memphis State 45 (Final Four semifinals)  
**Won 4, Lost 2**
- NCAA Tournament Record Overall: 26-18**

## Media Information

Florida State University's 1985-86 Basketball Guide has been designed for use by the news media and Seminole fans. Any questions not covered in this brochure can be directed to the Florida State Sports Information Office.

All requests for working press, radio, television, photographers or scouting credentials should be made to Sports Information Director Wayne Hogan or Associate Director Lisa Morton at least one week prior to the playing date.

**Working media:** Working media will be admitted to the Tallahassee Leon County Civic Center and will be permitted to take their seats at courtside. Press credentials may be picked up prior to the game, or held at the Will Call window.

Requests will be evaluated and credentials issued according to the following criteria:

- Local metropolitan press; wire services; national publications; opposing metropolitan press; student newspaper.
- Other daily newspapers
- Radio and television personnel not actu-

- ally broadcasting.
- Non-daily newspapers.
- Scouts.

**Parking:** To the east of Center and surrounding areas. Press parking will be issued on a first-come first-served basis.

**Photographers:** Accredited photographers, upon presenting a photo pass, will be allowed to shoot under both baskets. NO freelance photographer will be permitted to shoot under the basket.

**Television:** Facilities are available for both local and network broadcasts. Please have requests prepared several weeks prior to the expected broadcast.

**Radio:** Sections are reserved for both Florida State and opposing radio on press row. FSU grants broadcast rights to the official radio outlet of the visiting team on a reciprocal basis.

**Phones:** Telephone service should be secured directly through Centel Telephone Company of Tallahassee, Florida. Call 904/681-6600. Have them contact the Sports Information Office for location.

**Telecopiers:** Two telecopiers are available in the press room.

**Services:** Half-time stats plus a running play-by-play will be provided to the media. Final stats and a final running will also be available following the conclusion of the game.

**Interview policies:** Florida State players may be reached through the Sports Information Office. A media card will be filled out and given to the player who will return the call collect. No interviews will be granted on game days prior to the game. Following the completion of the game, Florida State players will be available to the media after a five-minute cooling off period. Head coach Joe Williams will be taken to an interview room across from the locker room where he will conduct a question and answer session with the media.

**Press meals:** A light buffet is available in the Seminole Spirit Room to all members of the media. See Associate Sports Information Director Lisa Morton at the game for buffet tickets.

## 1985-86 Media List

### Newspapers

**Joe Pankowski**  
Sports Editor  
*THE FLAMBEAU*  
P.O. Box 20287  
Tallahassee, FL 32306

**Chris Smith**  
Sports  
*FLORIDA TIMES-UNION*  
P.O. Box 1949-F  
Jacksonville, FL 32201

**Greg Larson**  
Sports  
*FLORIDA TIMES-UNION*  
P.O. Box 1949-F  
Jacksonville, FL 32201

**Jeff Miller**  
Sports  
*FLORIDA TIMES-UNION*  
P.O. Box 1949-F  
Jacksonville, FL 32201

**Craig Barnes**  
Sports  
*FT. LAUDERDALE NEWS*  
P.O. Box 14430  
Ft. Lauderdale, FL 33302

**John Adams**  
Sports  
*JACKSONVILLE JOURNAL*  
P.O. Box 1949-F  
Jacksonville, FL 32201

**Gary Long**  
Sports  
*MIAMI HERALD*  
One Herald Plaza  
Miami, FL 33101

**Edwin Pope**  
Sports Editor  
*MIAMI HERALD*  
One Herald Plaza  
Miami, FL 33101

**Vince Murray**  
Sports  
*OCALA STAR BANNER*  
P.O. Box 490  
Ocala, FL 32670

**Bill Buchalter**  
Sports  
*ORLANDO SENTINEL*  
P.O. Box 2833  
Orlando, FL 32802

**Larry Guest**  
Sports Editor  
*ORLANDO SENTINEL*  
P.O. Box 2833  
Orlando, FL 32802

**Barry Cooper**  
Sports  
*ORLANDO SENTINEL*  
P.O. Box 2833  
Orlando, FL 32802

**Steve Ellis**  
Editor  
*THE OSCEOLA*  
P.O. Box 20152  
Tallahassee, FL 32316

**Jeff Snook**  
Sports  
*PALM BEACH POST*  
P.O. Drawer T  
West Palm Beach, FL 33402

**John Lutemoser**  
Sports  
*ST. PETERSBURG TIMES*  
P.O. Box 1121  
St. Petersburg, FL 33731

**Tommy Carnes**  
Executive Sports Editor  
*TALLAHASSEE DEMOCRAT*  
P.O. Box 990  
Tallahassee, FL 32302

**Gerald Ensley**  
Sports  
*TALLAHASSEE DEMOCRAT*  
P.O. Box 990  
Tallahassee, FL 32302

**Bill McGrotha**  
Sports Editor  
*TALLAHASSEE DEMOCRAT*  
P.O. Box 990  
Tallahassee, FL 32302

**Nick Pugliese**  
Sports  
*TAMPA TRIBUNE*  
P.O. Box 191  
Tampa, FL 33601

Sports Editor  
*THOMASVILLE TIMES-ENTERPRISE*  
P.O. Box 650  
Thomasville, GA 31792

**Elgin White**  
1801 Gibbs Drive  
Tallahassee, FL 32303

### Wire Services

**Bill Kaczor**  
Sports  
*ASSOCIATED PRESS*  
306 South Duval Street  
Tallahassee, FL 32301

Sports  
*UNITED PRESS INTERNATIONAL*  
P.O. Box 164  
Tallahassee, FL 32302

### TV Stations

**Bob Warren**  
Sports Director

**Scott Atwell**  
Sports

**WCTV-TV**  
P.O. Box 3048  
Tallahassee, FL 32303

Sports Director  
**WFSU-TV**  
2565 Pottsdamer Street  
Tallahassee, FL 32304

**Rich Lenz**  
Sports Director

**Mike Fabrizio**  
Sports  
**WTXL-TV**  
P.O. Box 13327  
Tallahassee, FL 32308

Sports Director  
**WTWC-TV**  
P.O. Box 12518  
Tallahassee, FL 32317

### Radio Stations

**Jim Crosby**  
Sports


**Rick Nelson**  
Sports Director  
**WTNT-RADIO**  
325 John Knox Road, Ste E-200  
Tallahassee, FL 32302

Sports Director  
**WFSU-RADIO**  
2565 Pottsdamer Street  
Tallahassee, FL 32304

Sports  
**WGLF-104**  
Box 1815  
Tallahassee, FL 32302

**Mike Thomas**  
Sports  
**FM-99**  
Box 3168  
109 Ridgeland Dr.  
Tallahassee, FL 32315

**All Over Seminole Territory...**



**Hardee's**  
Where good people go for good food™

