

The Record Book



**ROWLAND GARRETT
F.S.U. HALL OF FAME
1980**

From 1981 through 1982 Florida State basketball teams were led and led by the best 2-year coach in Southern history. A key to that success was Rowland Garrett from Canton, Mississippi, who earned 120 points and 47 rebounds, including 153 in 1982. This forward was the first player to score over 100 points in a season. He was a dominant star and an outstanding 3-point shooter during his career. He earned 1982 All-SEC and 1982 All-SEC team MVP. He is the only player to score more than 1000 points in his career. He played in the NBA from 1983 to 1984 and was a member of the Florida State Basketball Hall of Fame.



**JEFF HOGAN
F.S.U. HALL OF FAME
1930**

Jeff Hogan was a brilliant two sport star for Florida State in an era of increased specialization. From 1929 to 1938 he played football and basketball. He was a member of the Florida State Football Hall of Fame and a member of the Florida State Basketball Hall of Fame. He played 47 games for the Florida State football team and 44 for the basketball team. He was a two-time All-SEC player and a three-time All-Southern player. He was a member of the Florida State Football Hall of Fame and the Florida State Basketball Hall of Fame. He was a member of the Florida State Football Hall of Fame and the Florida State Basketball Hall of Fame.



**HUGH DURHAM
F.S.U. HALL OF FAME
1930**

Hugh Durham came to Florida State from Louisville and led the Seminole basketball program of the late 1920s. From 1929 to 1938 he scored 1,283 points, an average of 18.8 a game. He won the SEC championship in 1937. He was a member of the Florida State Basketball Hall of Fame and the Florida State Football Hall of Fame. He played 47 games for the Florida State basketball team and 44 for the football team. He was a member of the Florida State Football Hall of Fame and the Florida State Basketball Hall of Fame.



**GARY SCHELL
F.S.U. HALL OF FAME
1985**

From 1983 through 1984 Gary Schell was the leader of Florida State's basketball team. The Seminole coach was called for a college career, made up of 241 days of work with focus and determination. In his second, he led a team of 18 Freshmen and 47 sophomores to a 23-10 record. He scored 1,077 points and 471 rebounds in 1984. He was a member of the Florida State Basketball Hall of Fame and the Florida State Football Hall of Fame. He played 47 games for the Florida State basketball team and 44 for the football team. He was a member of the Florida State Football Hall of Fame and the Florida State Basketball Hall of Fame.



**DAVE FEDOR
F.S.U. HALL OF FAME
1931**

Dave Fedor came out of senior high in the first year of Bud Kennedy's coaching reign. From his senior season in 1930, Fedor had averaged 22.2 points a game. He led Florida State to the SEC championship in 1931. He was a member of the Florida State Basketball Hall of Fame and the Florida State Football Hall of Fame. He played 47 games for the Florida State basketball team and 44 for the football team. He was a member of the Florida State Football Hall of Fame and the Florida State Basketball Hall of Fame.



**PAUL "HOWL" WIENER
F.S.U. HALL OF FAME
1982**

From 1981 through 1982, Paul "Howl" Wiener was the leader of Florida State's basketball team. He was a member of the Florida State Basketball Hall of Fame and the Florida State Football Hall of Fame. He played 47 games for the Florida State basketball team and 44 for the football team. He was a member of the Florida State Football Hall of Fame and the Florida State Basketball Hall of Fame.



**DAVE COWENS
F.S.U. HALL OF FAME
1977**

Florida State's greatest basketball player was a well-rounded forward who starred for the Seminoles for 4 seasons. From 1972 through 1976, he scored 1,874 points, an average of 24.3 a game. He was a member of the Florida State Basketball Hall of Fame and the Florida State Football Hall of Fame. He played 47 games for the Florida State basketball team and 44 for the football team. He was a member of the Florida State Football Hall of Fame and the Florida State Basketball Hall of Fame.



**RON HARKEY
F.S.U. HALL OF FAME
1973**

From the 1969 to 1970 season through 1973, Ron Harkey was a member of Florida State's basketball team. He was a member of the Florida State Basketball Hall of Fame and the Florida State Football Hall of Fame. He played 47 games for the Florida State basketball team and 44 for the football team. He was a member of the Florida State Football Hall of Fame and the Florida State Basketball Hall of Fame.



**JIMMY OLER
F.S.U. HALL OF FAME
1979**

From 1972 through 1974, Jimmy Oler was the leader of Florida State's basketball team. He was a member of the Florida State Basketball Hall of Fame and the Florida State Football Hall of Fame. He played 47 games for the Florida State basketball team and 44 for the football team. He was a member of the Florida State Football Hall of Fame and the Florida State Basketball Hall of Fame.



Individual Records

All-Time Records

Most Points

Game: 46, Ron King vs. Georgia Southern, 1970-71
 Season: 743, Jim Oler, 1955-56
 Career: 1820, Jim Oler, 1952-56

Most Field Goals

Game: 21, Ron King vs. Georgia Southern, 1970-71
 Season: 260, Alton Lee Gipson, 1983-84
 Career: 640, Mickey Dillard, 1976-81

Most Field Goal Attempts

Game: 37, Ham Wernke vs. Tampa, 1952-53
 Season:
 Career: 1308, Ham Wernke, 1951-55

Best Field Goal Percentage

Game: 94.1 (16-17), Murray Brown vs. Auburn, 1978-79
 Season: 69.1 (237-343), Murray Brown, 1978-79
 Career: 66.8 (566-847), Murray Brown, 1976-80

Most Free Throws

Game: 22, Jim Oler vs. Rollins, 1954-55 and vs. Morningside, 1955-56
 Season: 311, Jim Oler, 1955-56
 Career: 762, Jim Oler, 1952-56

Most Free Throw Attempts

Game: 30, Jim Oler vs. Morningside, 1955-56
 Season: 350, Jim Oler, 1955-56
 Career: 975, Jim Oler, 1952-56

Best Free Throw Percentage

Game: 100.00 (10-10), Granville Arnold vs. Memphis State, 1983-84
 Season: 89.5 (51-57), Ken Macklin, 1969-70
 Career: 81.7 (161-197), Granville Arnold, 1982-85

Most Rebounds

Game: 32, Rick Benson vs. Florida Southern, 1954-55
 Season: 456, Dave Cowens, 1967-68
 Career: 1340, Dave Cowens, 1967-70

Most Assists

Game: 16, Otto Petty vs. South Alabama, 1971-72 and Tony William vs. Jacksonville, 1982-83
 Season: 227, Otto Petty, 1970-71
 Career: 602, Otto Petty, 1970-73

Best Scoring Average

Season: 29.7, Jim Oler, 1955-56
 Career: 23.2, Mitchell Wiggins, 1981-83

Best Rebounding Average

Season: 17.5, Dave Cowens, 1967-68
 Career: 17.2, Dave Cowens, 1967-70

Single Game Records

Points

- 46, Ron King vs. Georgia Southern, 1970-71
- 43, Hugh Durham vs. Stetson, 1956-57
- 43, Dave Fedor vs. Miami, 1959-60
- 42, Murray Brown vs. Auburn, 1978-79
- 42, Jim Oler vs. Morningside, 1955-56
- 38, Ham Wernke vs. Tampa, 1952-53
- 38, Dave Fedor vs. Tampa, 1961-62
- 38, David Thompson vs. South Alabama, 1976-77
- 37, Dave Fedor vs. Rollins, 1959-60
- 37, Mitchell Wiggins vs. South Carolina, 1981-82
- 37, Mitchell Wiggins vs. Florida, 1981-82
- 37, Mitchell Wiggins vs. Memphis State, 1982-83
- 36, Hugh Durham vs. Georgia, 1958-59
- 36, Mitchell Wiggins vs. San Diego State, 1982-83

- 35, Ham Wernke vs. Montana State, 1954-55
- 35, Vernell Ellzy vs. Biscayne, 1970-71
- 35, Reggie Royals vs. UC-Irvine, 1970-71
- 35, Benny Clyde vs. Oklahoma City, 1972-73
- 35, Larry Warren vs. Texas A&M, 1973-74
- 35, Alton Lee Gipson vs. Virginia Tech, 1983-84

Field Goals Made

- 21, Ron King vs. Georgia Southern, 1970-71
- 17, Ron King vs. Pan Am, 1970-71
- 17, Ron King vs. Miami, 1970-71
- 17, David Thompson vs. South Alabama, 1976-77
- 17, Mitchell Wiggins vs. San Diego State, 1982-83
- 16, Dave Fedor vs. Miami, 1959-60
- 16, Larry Warren vs. Marshall, 1974-75
- 16, Murray Brown vs. Auburn, 1978-79
- 16, Alton Lee Gipson vs. Tampa, 1984-85
- 15, Dave Fedor vs. Rollins, 1959-60
- 15, Ray Swain vs. Tampa, 1961-62
- 15, Reggie Royals vs. UC-Irvine, 1970-71
- 15, Mitchell Wiggins vs. Florida, 1981-82

Field Goals Attempted

- 37, Ham Wernke vs. Tampa, 1952-53
- 32, Rick Benson vs. Beloit, 1954-55
- 32, Ron King vs. Georgia Southern, 1970-71
- 31, Ian Morrison vs. Tampa, 1966-67
- 30, Burt Deckel vs. Furman, 1957-58
- 30, Don Bates vs. Stetson, 1958-59
- 29, Don Bates vs. Auburn, 1958-59
- 29, Ron King vs. Miami, 1970-71
- 28, Rick Benson vs. Georgia Teachers, 1954-55
- 28, Hugh Durham vs. Auburn, 1958-59
- 28, David Thompson vs. Jacksonville, 1976-77
- 28, David Thompson vs. UNC-Charlotte, 1976-77

Field Goal Percentage

- 94.1 (16-17), Murray Brown vs. Auburn, 1978-79
- 89.5 (17-19), Mitchell Wiggins vs. San Diego State, 1982-83
- 72.7 (16-22), Larry Warren vs. Marshall, 1974-75
- 71.4 (15-21), Mitchell Wiggins vs. Florida, 1981-82
- 70.0 (14-20), Benny Clyde vs. Oklahoma City, 1972-73
- 66.7 (14-21), Randy Allen vs. Memphis State, 1984-85
- 65.6 (21-32), Ron King vs. Georgia Southern, 1970-71
- 65.4 (17-26), David Thompson vs. South Alabama, 1976-77
- 65.4 (17-26), Ron King vs. Pan American, 1969-70
- 63.6 (14-22), Mitchell Wiggins vs. South Carolina, 1981-82

Free Throws Made

- 22, Jim Oler vs. Rollins, 1954-55
- 22, Jim Oler vs. Morningside, 1955-56
- 16, Jim Oler vs. Montana State, 1954-55
- 15, Hugh Durham vs. Georgia, 1957-58
- 15, Hugh Durham vs. Stetson, 1956-57
- 14, Hugh Durham vs. Murray State, 1957-58
- 14, Hugh Durham vs. Kentucky, 1958-59
- 14, Elvis Rolle vs. Marquette, 1980-81
- 14, Mitchell Wiggins vs. Virginia Tech, 1982-83
- 13, Jim Oler vs. Spring Hill, 1954-55

Free Throws Attempted

- 30, Jim Oler vs. Morningside, 1955-56
- 29, Jim Oler vs. Rollins, 1954-55
- 29, Gary Schull vs. Memphis State, 1977-78
- 20, Hugh Durham vs. Georgia, 1957-58
- 19, Murray Brown vs. Tulane, 1978-79
- 18, Jim Oler vs. Stetson, 1954-55
- 18, Elvis Rolle vs. Marquette, 1980-81
- 17, Jim Oler vs. Montana State, 1954-55
- 17, Jim Oler vs. Miami, 1954-55

T H E R E C O R D B O O K

Rebounds

- 32, Rick Benson vs. Florida Southern, 1954-55
- 31, Dave Cowens vs. LSU, 1967-68
- 30, Dave Cowens vs. Citadel, 1967-68
- 28, Dave Fedor vs. Rollins, 1959-60
- 27, Gary Schull vs. Jacksonville, 1965-66
- 27, Dave Cowens vs. Stetson, 1968-69
- 26, Don Boltz vs. Stetson, 1958-59
- 26, Dave Cowens vs. Hawaii, 1968-69
- 25, Dave Cowens vs. Clemson, 1969-70
- 23, Don Boltz vs. Miami, 1958-59
- 23, Dave Cowens vs. Florida Southern, 1967-68
- 23, Lawrence McCray vs. Connecticut, 1972-73

Assists

- 16, Otto Petty vs. South Alabama, 1971-72
- 16, Tony William vs. Jacksonville, 1982-83
- 15, Otto Petty vs. Pan Am, 1970-71
- 15, Otto Petty vs. Samford, 1971-72
- 15, Carlton Byrd vs. Stetson, 1976-77
- 15, Tony Jackson vs. Ala.-Birmingham, 1979-80
- 14, Otto Petty vs. Biscayne, 1970-71
- 14, Otto Petty vs. Northwestern, 1972-73
- 14, Wayne Smalls vs. Cal. State-Bakersfield, 1974-75
- 13, Otto Petty vs. Seton Hall, 1972-73
- 13, Otto Petty vs. Stetson, 1972-73
- 13, Carlton Byrd vs. South Florida, 1973-74
- 13, Tony William vs. Monmouth College, 1983-84



Single Season Records

Scoring Average

Name	Year	Avg.
1. Jim Oler	1955-56	29.7
2. Mitchell Wiggins	1981-82	23.8
3. Ron King	1970-71	22.7
Mitchell Wiggins	1982-83	22.7
5. Hugh Durham	1958-59	21.9
6. Murray Brown	1978-79	21.7
7. Ham Wernke	1952-53	21.3
8. Jim Oler	1954-55	21.1
Dave Fedor	1959-60	21.1
10. Mickey Dillard	1979-80	20.4
Dave Fedor	1961-62	20.4
12. Dave Cowens	1967-68	20.3
13. Alton Lee Gipson	1983-84	20.2
14. Ham Wernke	1954-55	19.7
15. Hugh Durham	1956-57	19.6

Top Field Goal Shooters

Name	Year	FGM-FGA	Pct.
1. Murray Brown	1978-79	237-343	.691
2. Murray Brown	1979-80	230-356	.646
3. Harry Davis	1975-76	143-224	.638
4. William Williams	1969-70	185-291	.636
5. Jan Gies	1968-69	80-291	.620
6. Kris Anderson	1976-77	65-105	.619
7. Jerome Fitchett	1985-86	126-205	.615
8. Jerome Fitchett	1984-85	74-121	.612
9. Elvis Rolle	1979-80	197-322	.611
10. Kris Anderson	1980-81	108-182	.593
11. Kris Anderson	1978-79	105-179	.587
12. Greg Grady	1974-75	154-265	.581
13. Lawrence McCray	1972-73	170-293	.580
14. Harry Davis	1977-78	217-376	.577
15. Mitchell Wiggins	1981-82	223-388	.574
Dean Shaffer	1983-84	132-230	.574

Top Free Throw Shooters

Name	Year	FT-FTA	Pct.
1. Ken Macklin	1969-70	51-57	.895
2. Jerry Shirley	1963-64	59-68	.868
3. Ron Harris	1969-70	46-54	.852
4. Granville Arnold	1983-84	85-101	.842
5. Ron Malmen	1964-65	58-69	.841
6. Randy Cable	1967-68	42-50	.840
7. Wayne Smalls	1976-77	26-31	.838
8. Jeff Hogan	1967-68	91-110	.827
Carlton Byrd	1976-77	96-116	.827
10. Jim Oler	1955-56	311-350	.818
11. Kris Anderson	1977-78	49-60	.816
12. Kris Anderson	1978-79	66-81	.815
13. Jerry Shirley	1964-65	57-70	.814
14. Eugene Harris	1973-74	43-59	.813
15. Pete Gonzalez	1963-64	59-73	.808

Top Rebounders

Name	Year	Rebounds	Avg.
1. Dave Cowens	1967-68	456	17.5
2. Rick Benson	1954-55	451	17.3
3. Dave Cowens	1969-70	447	17.2
4. Dave Cowens	1968-69	437	17.0
5. Dave Fedor	1959-60	400	16.0
6. Reggie Royals	1970-71	390	15.0
7. Dave Fedor	1960-61	336	14.0
8. Gary Schull	1965-66	317	12.7
9. Don Boltz	1957-58	303	12.1
10. Reggie Royals	1971-72	351	11.0

T H E R E C O R D B O O K

Assists

Name	Year	Assists
1. Otto Petty	1970-71	227
2. Tony William	1983-84	215
3. Tony Jackson	1979-80	213
4. Otto Petty	1972-73	202
5. Otto Petty	1971-72	173
6. Dean Shaffer	1984-85	171
7. Tony Jackson	1977-78	166
8. Carlton Byrd	1976-77	159
9. Tony Jackson	1978-79	158
10. Tony William	1982-83	156
11. Skip Young	1968-69	155
12. Dean Shaffer	1983-84	146
13. Pee Wee Barber	1985-86	146
14. Skip Young	1969-70	127
15. Greg Samuel	1971-72	120

500 Point Club

(one season)

Name	Year	Pts.
1. Jim Oler	1955-56	743
2. Mickey Dillard	1979-80	635
3. Murray Brown	1978-79	629
4. Alton Lee Gipson	1983-84	626
5. Ron King	1970-71	589
6. Murray Brown	1979-80	578
7. Ron King	1971-72	573
8. Alton Lee Gipson	1984-85	568
9. Jim Oler	1954-55	549
10. Harry Davis	1977-78	546
11. Mitchell Wiggins	1982-83	544
12. Dave Fedor	1959-60	527
13. Mitchell Wiggins	1981-82	523
14. Mickey Dillard	1980-81	515
15. Ham Wernke	1954-55	512
16. Hugh Durham	1956-57	509
17. Dave Cowens	1967-68	508
18. Dave Cowens	1968-69	508
19. Hugh Durham	1958-59	504
20. David Thompson	1976-77	500

Career Records

Scoring Averages

Name	Years	Games/Points	Avg.
1. Mitchell Wiggins	1981-83	46-1067	23.2
2. Dave Fedor	1959-62	72-1453	20.2
3. Jim Oler	1952-56	91-1820	20.0
4. Alton Lee Gipson	1983-85	61-1194	19.6
5. Ron King	1970-73	64-1252	19.6
6. Ham Wernke	1951-55	73-1409	19.3
7. Dave Cowens	1967-70	78-1479	19.0
8. Hugh Durham	1956-59	73-1381	18.9
9. Reggie Royals	1970-73	84-1402	16.7
10. Larry Warren	1972-75	51-840	16.5
11. Elvis Rolle	1979-81	59-923	15.6
12. David Thompson	1975-78	83-1289	15.5
13. Mickey Dillard	1976-81	115-1734	15.1
14. Gary Schull	1963-66	76-1122	14.8
15. Jeff Hogan	1966-69	79-1164	14.7

Field Goals Made

Name	Years	Field Goals
1. Mickey Dillard	1976-81	640
2. Harry Davis	1974-78	640
3. Dave Fedor	1959-62	585
4. Dave Cowens	1967-70	582
5. Reggie Royals	1970-73	580
6. David Thompson	1975-78	571
7. Murray Brown	1976-80	566
8. Ron King	1970-73	542
9. Jim Oler	1952-56	529
10. Ham Wernke	1951-55	508
11. Alton Lee Gipson	1983-85	496
12. Lawrence McCray	1971-74	492
13. Larry Warren	1973-76	473
14. Hugh Durham	1956-59	470
15. Jeff Hogan	1966-69	466

Field Goals Attempted

Name	Years	Attempts
1. Ham Wernke	1951-55	1308
2. Jim Oler	1952-56	1303
3. Mickey Dillard	1976-81	1248
4. Hugh Durham	1956-59	1230
5. David Thompson	1975-78	1213
6. Reggie Royals	1970-73	1181
7. Dave Fedor	1959-62	1174
8. Ron King	1970-73	1170
9. Dave Cowens	1967-70	1122
10. Rick Benson	1951-55	1104
11. Harry Davis	1974-78	1095
12. Larry Warren	1973-76	1069
13. Dave Artmeier	1952-56	1050

Field Goal Percentages

Name	Years	FGM-FGA	Pct.
1. Murray Brown	1976-80	566-847	.668
2. Jerome Fitchett	1984-86	200-326	.613
3. Elvis Rolle	1979-81	365-619	.589
4. Kris Anderson	1976-81	371-633	.586
5. Harry Davis	1974-78	640-1095	.585
6. Jan Gies	1967-70	245-428	.572
7. Greg Grady	1972-75	300-532	.564
8. Willie Williams	1968-70	268-482	.556
9. Mitchell Wiggins	1981-83	439-798	.550
10. Lawrence McCray	1971-74	492-896	.549
11. Vince Martello	1982-84	302-566	.534
12. Dave Cowens	1967-70	581-1122	.519
13. Mickey Dillard	1976-81	640-1248	.512
14. Granville Arnold	1982-85	141-276	.511
15. Ray Swain	1959-62	403-793	.508

Free Throw Percentages

Name	Years	FTM-FTA	Pct.
1. Granville Arnold	1982-85	161-197	.817
2. Jerry Shirley	1962-65	161-198	.813
3. Jim Oler	1952-56	762-975	.782
4. Dave Fedor	1959-62	283-363	.780
5. Hugh Durham	1956-59	441-569	.777
6. Vince Martello	1982-84	130-168	.774
7. Mickey Dillard	1976-81	448-583	.768
8. Randy Cable	1967-70	106-139	.763
9. Larry Warren	1973-76	162-212	.762
10. Mitchell Wiggins	1981-83	189-249	.759
11. Kris Anderson	1976-81	205-271	.756
12. Jim Liteky	1957-59	135-181	.751
13. Wayne Smalls	1973-77	101-135	.748
14. Jeff Hogan	1966-69	232-305	.748
15. Carlton Byrd	1973-77	186-249	.747

T H E R E C O R D B O O K

Games Played

Name	Years	Games
1. Maurice Myrick	1981-85	116
2. Mickey Dillard	1976-80	115
3. Harry Davis	1974-78	108
Tony Jackson	1976-80	108
5. Eugene Harris	1973-78	107
Kris Anderson	1976-81	107
7. Murray Brown	1976-80	106
8. Carlton Byrd	1973-77	105
9. Wayne Smalls	1973-77	104
10. Greg Grady	1972-76	100
11. Bobby Parks	1977-81	97
12. Jim Oler	1952-56	91
13. David Speights	1981-85	90
14. Hank Mann	1975-79	86
15. Randy Allen	1984-86	85

Assists


Name	Years	Assists
1. Otto Petty	1970-73	602
2. Tony Jackson	1976-80	550
3. Tony William	1981-84	482
4. Carlton Byrd	1973-77	401
5. Skip Young	1968-71	320
6. Dean Shaffer	1983-85	318
7. Mickey Dillard	1976-81	313
8. Bobby Parks	1977-81	272
9. Wayne Smalls	1973-77	270
10. Eugene Harris	1973-77	251
11. Otis Cole	1971-74	214
12. Reggie Royals	1970-71	202
13. Larry Warren	1973-75	180
14. Harry Davis	1976-77	172
15. Maurice Myrick	1981-85	165

500 Board Club

Name	Years	Games	Avg.	Rebounds
1. Dave Cowens	1967-70	78	17.2	1340
2. Reggie Royals	1970-73	84	11.9	1006
3. Dave Fedor	1959-62	72	13.5	969
4. Greg Grady	1972-76	100	7.9	793
5. Gary Schull	1963-66	76	10.1	769
6. Lawrence McCray	1971-74	84	9.0	759
7. Harry Davis	1974-78	108	6.8	734
8. Kris Anderson	1976-81	107	6.7	714
9. Murray Brown	1976-80	106	6.0	638
10. David Thompson	1975-78	83	7.5	619
11. Don Boltz	1957-59	48	11.8	567
12. Willie Williams	1968-70	52	10.3	534
Ray Swain	1959-62	72	11.6	534
14. Rowland Garrett	1969-72	76	6.9	525
15. Jerry Shirley	1962-65	76	6.9	522
16. Randy Allen	1984-86	85	5.9	501

1,000 Point Club

Name	Years	Games	FG	FT	Pts.	Avg.
1. Jim Oler	1952-56	91	529	762	1820	20.0
2. Mickey Dillard	1976-81	115	640	448	1734	15.1
3. Harry Davis	1974-78	108	640	234	1514	14.0
4. Dave Cowens	1966-70	78	582	315	1479	19.0
5. Murray Brown	1976-80	106	566	338	1470	13.9
6. Dave Fedor	1959-62	72	585	283	1453	20.2
7. Ham Wernke	1951-55	73	508	393	1409	19.3
8. Reggie Royals	1970-73	84	580	242	1402	16.7
9. Ron King	1970-73	64	542	168	1352	19.6
10. D. Thompson	1975-78	83	571	147	1289	15.5
11. Hugh Durham	1956-59	73	470	441	1281	18.9
12. A. L. Gipson	1983-85	61	496	202	1194	19.6
13. Jeff Hogan	1966-69	79	466	232	1164	14.8
14. Gary Schull	1963-66	76	403	316	1122	14.3
15. L. McCray	1972-74	84	492	127	1111	13.2
16. Larry Warren	1973-76	78	473	162	1108	14.2
17. M. Wiggins	1981-83	46	439	189	1067	23.2
18. Randy Allen	1984-86	85	448	166	1062	12.5
19. Wayne Smalls	1973-77	104	457	101	1015	9.8
20. Ray Swain	1959-62	72	403	194	1000	13.9



Team Records

Single Game Records

Most Points—Home

139. Baptist 72, 1976–77
134. Valdosta 65, 1971–72
125. South Dakota 65, 1970–71
122. Samford 79, 1970–71
122. Clemson 80, 1969–70
122. Miami 93, 1967–68

Most Points—Away

123. Tampa 92, 1961–62
121. Pepperdine 83, 1969–70
116. Tampa 95, 1960–61
112. Miami 96, 1969–70
111. Miami 84, 1968–69

Most Points—Neutral

130. LSU 100, 1967–68
117. Southern Mississippi 84, 1970–71
108. Furman 96, 1956–57
108. Tulane 97, 1969–70
107. W. Kentucky 87, 1973–74
101. Tulane 92, 1978–79
99. Texas A&M 79, 1973–74
97. Georgia 87, 1954–55

Most Points—Both Teams

- 230—FS 130, FSU 100, 1968–69
- 222—FS 108, Jacksonville 114, 1970–71
- 220—FS 114, Miami 106, 1970–71
- 215—FS 122, Miami 93, 1967–68

Winning Margin

- 69—FS 134, Valdosta 65, 1971–72
- 67—FS 139, Baptist 72, 1977–78
- 64—FS 121, Tampa 57, 1965–66
- 60—FS 125, South Dakota 64, 1970–71
- 58—FS 108, Georgia Tech 50, 1971–72
- 57—FS 110, Rollins 53, 1961–62
- 57—FS 109, PB Atlantic 52, 1975–76

Fewest Points Allowed

- 21 vs. Mississippi College, 1948–49
- 24 vs. Mississippi College, 1949–50
- 27 vs. Troy State, 1949–50
- 34 vs. Samford, 1972–73
- 34 vs. Memphis State 1978–79
- 36 vs. Spring Hill, 1947–48
- 36 vs. Stetson, 1948–49
- 37 vs. Troy State, 1947–48
- 37 vs. Charleston, 1949–50

Rebounds

- 84 vs. LSU, 1967–68
- 82 vs. Valdosta, 1970–71
- 72 vs. Valdosta, 1968–69
- 76 vs. Georgetown, 1969–70
- 76 vs. Wisconsin-Milwaukee, 1970–71
- 75 vs. Clemson, 1969–70

75 vs. Miami, 1969–70

75 vs. South Dakota, 1970–71

75 vs. Valdosta, 1971–72

Most Fouls

- 35 vs. Florida, 1964–65
- 34 vs. Memphis State, 1959–60
- 32 vs. Alabama, 1964–65
- 32 vs. Florida, 1967–68
- 32 vs. Missouri, 1976–77
- 32 vs. San Diego State, 1982–83
- 31 vs. Miami, 1958–59
- 31 vs. Florida, 1984–85

Fewest Fouls

- 7 vs. Connecticut, 1972–73
- 9 vs. Stetson, 1971–72
- 9 vs. Louisville, 1984–85
- 10 vs. Auburn, 1961–62
- 10 vs. Georgia, 1964–65
- 10 vs. Florida, 1964–65
- 10 vs. Dayton, 1968–69
- 10 vs. UC-Irvine, 1970–71
- 10 vs. Samford, 1972–73

Field Goals Attempted

- 115 vs. LSU, 1965–66
- 111 vs. Valdosta, 1968–69
- 110 vs. Valdosta, 1971–72
- 109 vs. Valdosta, 1970–71

Field Goals Made

- 56 vs. Baptist, 1976–77
- 55 vs. Valdosta, 1971–72
- 54 vs. South Dakota, 1970–71
- 54 vs. Samford, 1970–71
- 53 vs. Valdosta, 1968–69
- 52 vs. Tampa, 1961–62
- 52 vs. LSU, 1965–66

Free Throws Attempted

- 53 vs. Stetson, 1957–58
- 48 vs. Georgia, 1957–58
- 47 vs. Florida, 1980–81
- 46 vs. Memphis State, 1965–66
- 46 vs. Missouri Western, 1976–77
- 45 vs. Marquette, 1980–81
- 43 vs. Georgia, 1959–60
- 43 vs. North Carolina, 1971–72
- 43 vs. Pitt, 1984–85
- 42 vs. Mississippi Southern, 1959–60
- 42 vs. Tampa, 19959–60
- 42 vs. Florida Southern, 1979–80

- 42 vs. Mississippi Southern, 1959–60
- 42 vs. Tampa, 19959–60
- 42 vs. Florida Southern, 1979–80

Free Throws Made

- 38 vs. Stetson, 1956–57
- 37 vs. Marquette, 1980–81
- 36 vs. Georgia, 1957–58
- 34 vs. Florida, 1980–81
- 33 vs. Memphis State, 1964–65
- 32 vs. Hofstra, 1967–68
- 32 vs. Georgia Tech, 1971–72
- 32 vs. Miami, 1953–54
- 30 vs. Tulsa, 1982–83
- 29 vs. So. Carolina, Vir. Tech, 1983–84



Season Records

Field Goals Attempted

- 2372—1971–72 (32 games)
- 2164—1954–55 (26 games)
- 2082—1970–71 (26 games)
- 2055—1973–74 (26 games)
- 1769—1983–84 (31 games)
- 1965—1968–69 (26 games)
- 1960—1967–68 (27 games)
- 1957—1977–78 (29 games)
- 1950—1969–70 (26 games)

Field Goals Made

- 1110—1971–72 (32 games)
- 990—1970–71 (26 games)
- 986—1977–78 (29 games)
- 971—1973–74 (26 games)
- 964—1979–80 (31 games)
- 956—1975–76 (27 games)
- 956—1967–68 (27 games)
- 945—1976–77 (27 games)
- 945—1985–86 (29 games)
- 939—1969–70 (26 games)

Free Throws Attempted

- 982—1954–55 (26 games)
- 800—1971–72 (32 games)
- 799—1956–57 (26 games)
- 772—1979–80 (31 games)
- 766—1980–81 (28 games)
- 722—1967–68 (27 games)
- 720—1965–66 (25 games)
- 713—1959–60 (25 games)

Free Throws Made

- 707—1954–55 (26 games)
- 561—1971–72 (32 games)
- 543—1956–57 (26 games)
- 529—1979–80 (31 games)
- 526—1967–68 (27 games)
- 525—1980–81 (28 games)
- 507—1969–70 (26 games)

Rebounds

- 1608—1971–72 (32 games)
- 1451—1969–70 (26 games)
- 1422—1954–55 (26 games)
- 1388—1967–68 (27 games)
- 1388—1970–71 (26 games)

Rebounds Per Game

- 55.4—1969–70 (26 games)
- 54.6—1954–55 (26 games)
- 53.4—1970–71 (26 games)
- 52.2—1959–60 (25 games)
- 52.0—1958–59 (23 games)

Fewest Points Allowed

- 1427—1949–50 (25 games)
- 1567—1961–62 (23 games)
- 1595—1951–52 (23 games)
- 1678—1952–53 (22 games)
- 1680—1962–63 (25 games)

Fewest Points Per Game Allowed

- 57.1—1949–50 (25 games)
- 63.6—1950–51 (27 games)
- 67.2—1962–63 (25 games)
- 67.8—1964–65 (26 games)
- 68.1—1961–62 (23 games)

Most Points Scored

- 2781—1971–72 (32 games)
- 2461—1969–70 (31 games)
- 2438—1967–68 (27 games)
- 2416—1977–78 (29 games)
- 2385—1969–70 (26 games)
- 2380—1970–71 (26 games)
- 2304—1985–86 (29 games)
- 2298—1983–84 (31 games)
- 2295—1954–55 (26 games)

Most Points Per Game

- 91.7—1969–70 (26 games)
- 91.5—1970–71 (26 games)
- 90.3—1967–68 (27 games)
- 88.3—1954–55 (26 games)
- 88.0—1973–74 (26 games)
- 86.9—1968–69 (27 games)
- 86.9—1971–72 (32 games)

Highest Point Margin

- 16.5—1969–70 (26 games)
- 15.5—1971–72 (32 games)
- 15.0—1975–76 (27 games)
- 11.9—1967–68 (27 games)
- 11.4—1974–75 (26 games)
- 11.3—1970–71 (26 games)
- 11.3—1977–78 (29 games)
- 10.1—1972–73 (26 games)

Highest Field Goal Pct.

- .532—1979–80 (31 games)
- .529—1983–84 (31 games)
- .512—1961–62 (23 games)
- .510—1978–79 (29 games)
- .509—1985–86 (29 games)
- .503—1977–78 (29 games)
- .502—1974–75 (26 games)
- .500—1976–77 (27 games)
- .498—1972–73 (26 games)
- .491—1975–76 (27 games)

Highest Free Throw Pct.

- .729—1967–68 (27 games)
- .727—1963–64 (28 games)
- .719—1957–58 (25 games)
- .719—1982–83 (28 games)
- .718—1969–70 (26 games)
- .716—1964–65 (26 games)

Miscellaneous Team Records

Single Game

Largest Winning Margin on the Road—41 vs. Jacksonville (106-65) 1967-68
Largest Winning Margin at Home—54 vs. Florida International, 12/3/84
Most Points Scored in First Half—70 vs. Pepperdine (121-83) 1969-70
Most Points Scored in Second Half—78 vs. LSU (130-100) 1967-68
Fewest Points Allowed at Home—21 vs. Mississippi College (53-21) 1948-49
Fewest Points Allowed on the Road—34 vs. Samford (47-34) 1972-73
Fewest Points Allowed at a Neutral Site—46 vs. Mercer (52-46) 1948-49
Most Points Allowed at Home—106 vs. Miami (114-106) 1970-71
Most Points Allowed on the Road—115 vs. North Carolina (115-80) 1965-66
Most Points Allowed at a Neutral Site—110 vs. Beloit (110-88) 1954-55
Worst Defeat at Home—21 vs. Florida (84-63) 1982-83
Worst Defeat on the Road—52 vs. West Virginia (103-51) 1957-58
Worst Defeat at a Neutral Site—31 vs. Millikin (91-60) 1950-51
Fewest Points Scored at Home—35 vs. Sewanee (43-35) 1948-49
Fewest Points Scored on the Road—30 vs. Florida (50-30) 1966-67
Fewest Points Scored at a Neutral Site—43 vs. Tennessee (65-43) 1964-65
Highest Field Goal Percentage—.727 vs. Minnesota (48-66) 1979-80
Highest Field Goal Percentage in a Half—.792 vs. Georgia Southern (19 of 24) 1974-75

Season

Most Games Played—33, 1971-72
Fewest Games Played—18, 1957-58
Most Victories—27, 1971-72
Longest Winning Streak—11, 1969-70
Longest Winning Streak at Home—29, 1974-77
Longest Winning Streak on the Road—7, 1949-51, 1954-55
Fewest Defeats—3, 1969-70
Highest Winning Percentage—.885 (23-3) 1969-70
Most 100 Point Games—9, 1967-68 and 1970-71
Fewest Victories—5, 1947-48 and 1951-52
Lowest Winning Percentage—.200 (5-20), 1951-52
Longest Losing Streak—13, 1947-48
Longest Losing Streak at Home—4, 1956-67
Longest Losing Streak on the Road—25, 1956-59
Fewest Point—850, (18 games), 1947-48
Fewest Points Per Game—47.2 (18 games), 1947-48
Most Points Allowed—2357 (29 games), 1985-86
Most Point Allowed Per Game—81.9 (23 games), 1959-60
Highest Field Goal Percentage—.532 (964-1811), 1979-80
Highest Free Throw Percentage—.729 (526 of 722), 1967-68
Lowest Field Goal Percentage—.203, 1951-52
Lowest Free Throw Percentage—.586 (406 of 693), 1950-51
Fewest Personal Fouls—383 (23 games), 1961-62
Most Personal Fouls—637 (29 games), 1978-79



Civic Center Records

Individual

Points—37, Mitchell Wiggins vs. Florida, 1/11/82; vs. Memphis State, 2/26/83
Points (Half)—25, Randy Allen vs. St. Josephs (Me.), 1/7/85
Points by Opponent—36, Dell Curry, (Virginia Tech) 2/24/86
Field Goals—16, Al Gipson vs. Tampa, 11/26/84
Field Goals by Opponent—16, Dell Curry, (Virginia Tech), 2/24/86
Free Throws—14, Michael Johnson vs. Florida A&M, 11/29/81
Free Throws Attempted by Opponent—13, John Williams (Tulane), 2/10/82; Ronnie Williams (Florida), 12/19/82
Free Throws Made—10, Michael Johnson vs. Florida A&M, 11/29/81; 10, Alton Lee Gipson vs. Southern Miss., 2/04/84
Free Throws Made By Opponent—12, John Williams (Tulane), 2/10/82
Free Throw Percentage—100% (8-8), Michael Johnson vs. Louisville, 1/30/82
Free Throw Percentage by Opponent—100% (9-9), Ronnie Williams (Florida), 1/11/82
Rebounds—15, Mitchell Wiggins vs. Virginia Tech, 2/19/83
Rebounds by Opponent—20, Mike Hackett (Jacksonville), 12/09/81
Assists—16, Tony William vs. Jacksonville, 2/12/83
Assists by Opponent—14, Kenny Siler (Southern Miss.), 1/18/86

Team

Points—122 vs. Florida Institute of Technology, 12/14/86
Points by Opponent—96, Louisville, 1/08/83
Points (Half)—56, vs. St. Leo, 1/25/82
Points by Opponent (Half)—52, Louisville, 1/08/83
Fewest Points—52, vs. Tulane, 2/20/84
Fewest Points by Opponent—43, Florida International, 12/3/84
Fewest Points (Half)—19, vs. South Florida, 1/9/85
Fewest Points by Opponent (Half)—17, Florida International, 12/3/84
Two-Team Score—205, Florida State 122, Florida Institute of Technology 83, 2/14/86
Lowest Two-Team Score—103, Florida State 52, Tulane 51, 2/20/84
Personal Fouls—26, vs. Louisville, 1/08/83; vs. South Carolina, 2/22/82
Personal Fouls by Opponent—31, Jacksonville, 2/12/83
Two-Team Personal Fouls—53, vs. Jacksonville, 2/12/83
Lowest Two-Team Personal Fouls—27, vs. Virginia Tech, 1/25/82
Fewest Personal Fouls—9, vs. Louisville, 1/12/85
Fewest Personal Fouls by Opponent—9, Tulane, 2/20/84
Field Goal Percentage—70.9, vs. St. Josephs (Me.), 1/7/84
Field Goal Percentage by an Opponent—64.0, Southern Miss, 1/18/86
Field Goals—51 vs. Florida Institute of Technology, 12/14/86
Field Goals by Opponent—43, Southern Miss, 1/18/86
Free Throws Attempted—39, vs. Jacksonville, 2/12/83
Free Throws Attempted by Opponent—35, South Carolina, 3/2/85
Fewest Free Throws Attempted—4, vs. Auburn, 12/05/83
Fewest Free Throws Attempted by Opponent—6, Tulane, 2/20/84
Free Throws—28, vs. Jacksonville, 2/12/83
Free Throws by Opponent—27, South Carolina, 3/1/86
Fewest Free Throws—4, vs. South Carolina, 3/1/86
Fewest Free Throws by Opponent—5, vs. Southern Miss, 2/11/85
Free Throws Missed—17, vs. St. Leo, 1/25/82
Free Throws Missed by Opponent—13, Jacksonville, 12/09/81
Fewest Free Throws Missed—2 (11-13), vs. Cincinnati, 2/27/82 and (12-14) vs. Central Florida, 1/6/86
Fewest Free Throws Missed by Opponent—1 (14-15), Memphis State, 2/26/83
Rebounds—56 vs. Florida International, 12/3/84
Rebounds by Opponents—45, vs. Florida, 11/30/84; vs. Memphis State 1/23/85
Home Attendance—67,030 (14 games), 1984-85
Home Average Attendance—3,799 (13 games), 1981-82
Largest Crowd—13,188, vs. Florida, 11/30/84
Winning Streak—4, 1982

T H E R E C O R D B O O K

Tournament History

NCAA Appearances:		NIT Appearances:	
1968	1978	1984	
1972	1980		
Final Four: 1972			

	App.	Games	Won	Lost	Pct.	Championships	Second	Third
All Tournaments	70	148	80	67	.544	13	21	15
In-Season Tournaments	46	99	53	46	.535	10	13	13
Post Season Tournaments	24	50	28	22	.560	3	8	2

Championships

- NAIB District 25—1950—51
- NAIB District 25—1954—55
- Savannah Invitational—1962—63
- Civitan Classic—1968—69
- Gator Bowl—1969—70
- Civitan Classic—1971—72
- Far West Classic—1971—72
- Senior Bowl—1971—72
- NCAA Mideast—1971—72
- Big Sun—1973—74
- Big Sun—1977—78
- Birmingham Classic—1977—78
- Cotton States Classic—1980—81

- 1954—55 NAIB Nationals (1-1, Second Round)
- 1955—56 Carousel Tournament (1-2, Sixth)
- 1955—56 Orange Bowl (1-2, Seventh)
- 1956—57 Senior Bowl (1-1, Third)
- 1957—58 Senior Bowl (1-1, Third)
- 1958—59 Citadel Invitational (0-2, Fourth)
- 1959—60 Gator Bowl (1-1, Second)
- 1960—61 Gator Bowl (0-1)
- 1962—63 Savannah Invitational (3-0, Champ.)
- 1963—64 Gator Bowl (1-1, Third)
- 1964—65 Vanderbilt Invitational (1-1, Third)
- 1964—65 All College Tournament (1-2, Seventh)
- 1965—66 Tampa Invitational (1-1, Second)
- 1967—68 Milwaukee Classic (1-1, Third)
- 1967—68 Evansville Tournament (1-1, Second)
- 1967—68 NCAA Mideast (0-1)
- 1968—69 Civitan Classic (2-0, Champ.)
- 1969—70 Gator Bowl (2-0, Champ.)
- 1970—71 Civitan Classic (1-1, Second)
- 1970—71 Sun Bowl (0-2)
- 1971—72 Civitan Classic (2-0, Champ.)
- 1971—72 Far West Classic (3-0, Champ.)
- 1971—72 Senior Bowl (2-0, Champ.)
- 1971—72 NCAA Mideast (3-0, Champ.)
- 1971—72 NCAA Championship (1-1, Second)
- 1972—73 Marshall Memorial Classic (1-1, Third)
- 1972—73 Dayton Invitational (1-1, Third)
- 1972—73 All College (2-1, Third)
- 1973—74 Steel Bowl (1-1, Second)
- 1973—74 Mercer Bear Classic (1-1, Third)

- 1973—74 Bluebonnet Classic (1-1, Second)
- 1973—74 Big Sun (2-0, First)
- 1974—75 Louisville Holiday (1-1, Second)
- 1975—76 Big Sun (1-1, Second)
- 1975—76 Far West Classic (1-2, Seventh)
- 1976—77 IPTAY Tournament (1-1, Second)
- 1976—77 Cable Car Classic (1-1, Second)
- 1976—77 Vermont Classic (1-1, Third)
- 1976—77 Metro Tournament (0-1)
- 1977—78 Big Sun (2-0, First)
- 1977—78 Birmingham Classic (2-0, First)
- 1977—78 Pillsbury Classic (1-1, Second)
- 1977—78 Metro Tournament (1-1, Second)
- 1977—78 NCAA Mideast (0-1)
- 1978—79 Metro Tournament (2-1, Second)
- 1978—79 Dayton Tournament (1-1, Second)
- 1978—79 Old Dominion Classic (1-1, Second)
- 1979—80 Metro Tournament (2-1, Second)
- 1979—80 NCAA Midwest (1-1)
- 1980—81 Cotton States Classic (2-0, First)
- 1980—81 Metro Tournament (1-1, Fourth)
- 1981—82 Florida Four (1-1, Second)
- 1981—82 Dayton Tournament (1-1, Second)
- 1981—82 Metro Tournament (1-1, Third)
- 1982—83 Florida Four (1-1, Third)
- 1982—83 Cabrillo Classic (1-1, Third)
- 1982—83 Metro Tournament (0-1)
- 1983—84 Metro Tournament (1-1)
- 1983—84 National Invitation Tournament (1-1)
- 1984—85 Metro Tournament (2-1, Second)
- 1985—86 Metro Tournament (1-1)


Appearances

- 1948—49 Dixie Conference (1-2, Fourth)
- 1949—50 Dixie Conference (1-1, Third)
- 1950—51 Dixie Conference (1-1, Second)
- 1950—51 NAIB District 25 (2-0, Champ.)
- 1950—51 NAIB Nationals (2-1, Quarterfinals)
- 1951—52 Gator Bowl (0-3, Round Robin)
- 1951—52 NAIB District 25 (1-1, Second)
- 1952—53 NAIB District 25 (1-1, Second)
- 1954—55 Gator Bowl (1-1, Third)
- 1954—55 NAIB District 25 (2-0, Champ.)


Year-By-Year Record

Year	Coach	W	L	Pct.
1947—48	Don Loucks	5	13	.277
1948—49	J. K. "Bud" Kennedy	12	12	.500
1949—50	J. K. "Bud" Kennedy	15	10	.600
1950—51	J. K. "Bud" Kennedy	18	9	.667
1951—52	J. K. "Bud" Kennedy	5	20	.200
1952—53	J. K. "Bud" Kennedy	11	11	.500
1953—54	J. K. "Bud" Kennedy	13	7	.619
1954—55	J. K. "Bud" Kennedy	22	4	.846
1955—56	J. K. "Bud" Kennedy	16	9	.640
1956—57	J. K. "Bud" Kennedy	9	17	.346
1957—58	J. K. "Bud" Kennedy	9	16	.360
1958—59	J. K. "Bud" Kennedy	8	15	.347
1959—60	J. K. "Bud" Kennedy	10	15	.400
1960—61	J. K. "Bud" Kennedy	14	10	.583
1961—62	J. K. "Bud" Kennedy	15	8	.651
1962—63	J. K. "Bud" Kennedy	15	10	.600
1963—64	J. K. "Bud" Kennedy	11	14	.444
1964—65	J. K. "Bud" Kennedy	16	10	.620
1965—66	J. K. "Bud" Kennedy	15	11	.577
1966—67	Hugh Durham	11	15	.428
1967—68	Hugh Durham	19	8	.704
1968—69	Hugh Durham	18	8	.692
1969—70	Hugh Durham	23	3	.885
1970—71	Hugh Durham	17	9	.654
1971—72	Hugh Durham	27	6	.818
1972—73	Hugh Durham	18	8	.692
1973—74	Hugh Durham	18	8	.692
1974—75	Hugh Durham	18	8	.692
1975—76	Hugh Durham	22	6	.786
1976—77	Hugh Durham	16	11	.593
1977—78	Hugh Durham	23	6	.793
1978—79	Joe Williams	19	10	.655
1979—80	Joe Williams	22	9	.709
1980—81	Joe Williams	17	11	.607
1981—82	Joe Williams	11	17	.392
1982—83	Joe Williams	14	14	.500
1983—84	Joe Williams	20	11	.645
1984—85	Joe Williams	14	16	.467
1985—86	Joe Williams	12	17	.414
39 Years		598	422	.586


Florida State's NBA Players




*Dave Couens
Boston Celtics (1970-80)
Milwaukee Bucks (1982-83)
1974 & 1976 NBA Champions
1973 MVP*



*Rowland Garrett
Chicago Bulls (1972-75)
Cleveland Cavaliers (1975-77)*



*David Thompson
Los Angeles Clippers (1978-79)*



*Mitchell Wiggins
Chicago Bulls (1983-84)
Houston Rockets (1984-present)
1986 NBA Runnerup*

All-Time FSU Scores

1947-48—Won 5, Lost 13 (.277)

39 Spring Hill (H)	36
57 Troy State (H)	37
45 Wofford (A)	48
56 Stetson (A)	65
56 Georgia Teachers (H)	60
46 Georgia (A)	65
48 Mercer (H)	61
54 Spring Hill (A)	76
48 Troy State (A)	49
43 Mercer (A)	68
45 Erskine (A)	47
38 Wofford (A)	77
42 Georgia (H)	44
41 Florida Southern (A)	47
47 Georgia Teachers (A)	65
55 Florida Southern (H)	48
41 Stetson (H)	38
49 Erskine (H)	48

1948-49—Won 12, Lost 12 (.500)

53 Mississippi College (H)	21
46 Florida Southern	38
53 Florida Southern	45
68 Troy State (A)	64
50 Lambuth (A)	56
52 Union (A)	56
47 Southwestern (A)	54
49 Stetson (A)	40
40 Stetson (A)	36
56 Tampa (A)	58
56 Mercer (A)	65
63 Troy State (H)	45
52 Oglethorpe (A)	64
59 Mercer (A)	62
60 Tampa (A)	58
46 Mississippi College (A)	57
49 Millsaps (A)	46
47 Oglethorpe (H)	46
35 Sewanee (H)	43
47 Sewanee	39
44 Birmingham Southern (H)	50
52 Mercer (N)	46
47 Tampa (N)	56
49 Lambuth (N)	65

1949-50—Won 15, Lost 10 (.600)

43 Mississippi College (H)	24
51 Mississippi College (H)	45
61 Troy State (H)	27
72 Charleston (H)	37
50 Central (Mo.) (A)	62
52 Drury (A)	59
52 S.W. Missouri State (A)	79
60 Tampa (A)	80
65 Florida Southern (A)	71
48 Florida Southern (A)	59
63 Mercer (H)	45
59 Howard (A)	58
45 Birmingham Southern (A)	55
62 Millsaps (H)	45
61 Stetson (H)	70
61 Mercer (A)	69
50 Howard (H)	39
57 David Lipscomb (H)	53
58 Tampa (H)	56
79 Troy State (A)	71
80 Sewanee (A)	59
85 Sewanee (A)	65
74 Stetson (A)	68
56 Florida Southern (N)	68
74 Mississippi College (N)	63

1950-51—Won 18, Lost 9 (.667)

74 Charleston (A)	54
55 Mercer (A)	52
76 Conn. St. Teachers (H)	68
60 Howard (H)	44
86 Florida Southern (A)	55
61 Miami (A)	80
73 David Lipscomb (A)	88
63 Mississippi (H)	58
66 Stetson (H)	67
44 Florida Southern (H)	41
80 Tampa (H)	69
58 Howard (A)	51
66 Tampa (A)	76
53 Stetson (A)	71
60 Rollins (A)	57

65 Loyola of N.O. (H)	75
75 Mississippi (A)	79
77 Mississippi College (A)	54
69 Mercer (H)	64
62 Rollins (N)	45
64 Howard (N)	54
65 Mercer (A)	69
65 Stetson (N)	58
69 Georgia Teachers (N)	67
85 So. Dakota State (N)	70
61 Pepperdine (N)	59
60 Millikin (N)	91

1951-52—Won 5, Lost 20 (.200)

46 Parris Is. Marines (A)	78
56 Culver-Stockton (H)	59
47 Mississippi State (A)	75
43 Southern Mississippi (A)	84
70 Southern Mississippi (H)	78
54 Springhill (A)	64
48 Sewanee (N)	58
50 Georgia (N)	79
56 Clemson (N)	62
51 Florida (N)	61
52 Loyola of N.O. (A)	74
56 Miami (A)	93
72 Tampa (A)	66
51 Florida Southern (A)	54
75 Georgia Teachers (H)	93
72 Florida Southern (H)	53
62 Parris Is. Marines (H)	64
74 Rollins (H)	71
48 Stetson (A)	58
55 Rollins (H)	76
63 Miami (H)	64
79 Tampa (H)	60
64 Stetson (H)	66
73 Miami (N)	70
57 Tampa (N)	78

1952-53—Won 11, Lost 11 (.500)

62 Mercer (A)	78
68 Georgia Teachers (A)	63
90 Rollins (H)	83
77 Mercer (H)	76
59 Central Missouri (H)	62
58 Sewanee (A)	69
82 Mississippi State (H)	52
86 Loyola of N.O. (H)	72
65 Miami (A)	93
73 Tampa (A)	73
71 Florida Southern (A)	89
79 Rollins (A)	82
73 Memphis State (A)	87
77 Arkansas State (A)	88
76 Stetson (H)	66
79 Florida Southern (A)	77
83 Tampa (H)	74
77 Loyola of N.O. (A)	85
81 Miami (H)	75
83 Stetson (A)	79
87 Mercer (N)	77
81 Stetson (A)	94

1953-54—Won 13, Lost 7 (.619)

75 Mississippi State (A)	87
72 Troy State (H)	70
72 Mercer (H)	80
66 Georgia Teachers (H)	68
72 Jacksonville St. (Ala.) (H)	61
74 Stetson (H)	71
60 Spring Hill (H)	69
74 Tampa (H)	58
76 Loyola of N.O. (H)	80
61 Miami (A)	78
82 Rollins (A)	72
73 Tampa (A)	83
98 Florida Southern (A)	80
60 Stetson (A)	80
85 Rollins (H)	68
99 Florida Southern (H)	71
63 Mercer (A)	69
76 Miami (H)	70
72 Loyola of N.O. (A)	88
89 Georgia Teachers (A)	85
78 Arkansas State (H)	68

1954-55—Won 22, Lost 4 (.846)

103 Jacksonville State (H)	76
75 Georgia Teachers (H)	67
96 Tampa (H)	62
94 Stetson (H)	79
71 Miami (H)	66
79 Florida (N)	82
97 Georgia (N)	87
75 Duke (A)	97
73 Florida Southern (A)	69
96 Tampa (A)	61
90 Georgia (H)	81
81 Spring Hill (A)	72
91 Mississippi State (A)	76
84 Stetson (A)	73
86 Rollins (H)	74
84 Florida Southern (H)	63
88 Georgia (A)	79
110 Rollins (A)	82
95 Loyola (A)	101
102 Mississippi State (H)	86
87 Loyola (H)	84
86 Miami (A)	80
86 Stetson (H)	77
90 Georgia Teachers (H)	83
93 Montana State (N)	84
88 Beloit (N)	110

1955-56—Won 16, Lost 9 (.640)

63 North Carolina (A)	88
54 E. Tennessee St. (A)	80
101 Rollins (H)	67
91 Stetson (H)	78
89 Tampa (A)	67
104 Morningside (H)	83
76 Clemson (N)	94
85 Boston University (N)	52
71 Mississippi State (N)	79
97 West Virginia (N)	78
59 Santa Clara (N)	61
85 New York Univ. (N)	83
78 Miami (H)	76
71 Rollins (A)	70
79 Georgia (A)	76
81 Georgia Teachers (A)	90
85 Loyola of N.O. (H)	75
90 Troy State (H)	65
88 Tampa (H)	73
92 Florida Southern (H)	73
95 Florida Southern (A)	81
89 Stetson (A)	83
85 Miami (A)	91
72 Loyola of N.O. (A)	75
80 Georgia (H)	75

1956-57—Won 9, Lost 17 (.346)

55 Duquesne (A)	70
64 Steubenville (A)	79
54 West Virginia (A)	88
65 Bradley (A)	90
65 Florida (A)	67
74 Texas A&M (H)	83
59 East Tennessee State (H)	65
68 Georgia (H)	72
73 Morehead State (N)	97
108 Furman (N)	96
59 North Carolina State (A)	64
77 Miami (H)	85
70 Stetson (A)	97
104 Stetson (H)	86
86 Georgia (A)	63
82 Tampa (A)	67
97 Rollins (A)	94
63 Florida Southern (A)	78
67 Florida Southern (H)	73
96 Rollins (H)	79
81 Southern Mississippi (H)	72
79 Loyola of N.O. (H)	77
82 Miami (A)	98
88 Tampa (H)	57
74 Centenary (A)	92
56 Loyola of N.O. (A)	82

1957-58—Won 9, Lost 16 (.360)

74 Tennessee Tech (H)	71
84 Murray State (H)	60
57 Tennessee (A)	74
70 Florida (A)	71
89 Furman (A)	95
56 Loyola of N.O. (A)	82
85 Louisiana State (A)	67
57 Citadel (N)	59
92 Georgia (N)	80
67 Loyola of N.O. (H)	79
72 Tampa (H)	53
56 Memphis State (A)	59

77 Stetson (H)	60
71 Miami (H)	70
51 West Virginia (A)	103
68 Marshall (A)	109
66 Ohio University (A)	86
60 Xavier of Ohio (A)	76
62 Army (H)	71
57 Oklahoma City (H)	52
80 Rollins (H)	81
51 Memphis State (H)	68
66 Miami (A)	86
56 Tampa (A)	79
85 Georgia (H)	77

1958-59—Won 8, Lost 15 (.347)

68 Kentucky (A)	91
73 Furman (H)	72
100 Spring Hill (H)	70
64 Wake Forest (A)	73
82 Florida (H)	69
74 Auburn (A)	95
79 Miami (N)	83
72 Georgia (N)	85
82 Louisiana State (H)	67
62 Auburn (H)	69
65 Southern Mississippi (H)	62
72 Memphis State (H)	75
93 Miami (H)	69
91 Georgia (A)	94
75 Oklahoma City (A)	103
63 Centenary (A)	87
61 Loyola of N.O. (H)	90
71 Murray State (A)	66
99 Memphis State (A)	93
84 Oklahoma City (H)	98
91 Stetson (A)	98
94 Rollins (A)	83
85 Miami (A)	92

1959-60—Won 10, Lost 15 (.400)

78 Louisiana State (A)	89
64 Loyola of N.O. (A)	71
71 Florida (A)	81
71 Rollins (A)	81
58 Auburn (A)	62
86 Alabama (A)	74
73 Clemson (A)	68
83 Auburn (H)	76
86 Jacksonville (A)	69
66 Georgia (N)	69
93 South Carolina (H)	75
74 Citadel (H)	76
81 Centenary (H)	71
78 Southern Mississippi (A)	87
71 Memphis State (A)	86
72 Tampa (H)	67
91 Miami (H)	93
78 Morehead State (H)	75
68 Tampa (A)	83
67 Memphis State (H)	83
101 Rollins (H)	58
105 Furman (A)	98
60 Citadel (A)	100
69 Loyola of N.O. (H)	50
89 Miami (A)	107
95 Georgia (H)	82

1960-61—Won 14, Lost 10 (.583)

88 Tampa (H)	60
63 Kentucky (A)	58
55 Vanderbilt (A)	75
57 Auburn (A)	74
74 Clemson (H)	57
67 Florida (H)	74
72 South Carolina (A)	82
65 Clemson (A)	64
56 Georgia (N)	62
68 Tennessee (A) (OT)	70
73 Loyola of N.O. (H)	55
89 Miami (H)	78
67 Auburn (N)	74
78 Rollins (A)	70
68 Alabama (H)	57
83 Citadel (H)	77
86 Valdosta State (H)	66
77 Georgia (A)	68
66 Citadel	79
99 Furman (H)	57
74 Florida (A)	75
116 Tampa (A)	95
73 Miami (A)	75
72 Loyola of N.O. (A)	68

1961-62—Won 15, Lost 8 (.651)

57 Ohio State (A)	72
63 Wisconsin (A)	64
76 Rice (H)	66

T H E R E C O R D B O O K

85 Florida (A)	71	81 Memphis State (A)	70	1968-69—Won 18, Lost 8 (.692)		88 Denver (N)	70
56 Auburn (A)	52	97 Jacksonville (H)	74	120 Valdosta State (H)	75	63 St. Louis (N)	62
77 Clemson (H)	82	76 Georgia Tech (A)	77	111 Miami (A)	84	106 E. Tennessee State (H)	63
69 Tennessee (A)	62	71 Tampa (A)	64	93 Jacksonville (A)	88	96 Mercer (H)	78
57 Auburn (H)	62	65 Florida (A)	77	74 Virginia Tech (A)	77	86 Houston (H)	79
99 Oklahoma City (H)	74	75 Miami (A)	82	78 Louisville (A)	79	105 South Alabama (H)	72
64 Furman (A)	67	85 Georgia (H)	83	70 Southern California (H)	68	71 Georgia Tech (A)	69
69 Clemson (A)	75			86 Ohio State (H)	93	82 Jacksonville (H)	84
110 Rollins (H)	53	1965-66—Won 15, Lost 11 (.577)		104 New Hampshire (H)	52	84 Florida Southern (H)	63
65 Miami (H)	60	73 Lamar Tech (H)	68	68 Jacksonville (A)	76	109 Pan American (H)	83
57 Alabama (A)	72	69 Valdosta (H)	68	97 Tulane (A)	94	86 Houston (A)	94
81 Oklahoma City (A)	79	121 Tampa (H)	57	86 Miami (H)	81	104 South Alabama (A)	81
76 Houston (A)	84	62 Florida (A)	75	67 Kent State (H)	76	94 Tulane (H)	84
72 Valdosta State (H)	42	80 North Carolina (A)	115	99 Tulane (H)	90	108 Georgia Tech (H)	50
91 Tampa (H)	71	62 Calif.-Santa Barbara (H)	61	80 Rice (A)	83	70 Jacksonville (A)	61
71 Georgia (A)	62	65 V.M.I. (A)	64	92 Hawaii (H)	60	49 Stetson (A)	47
79 Florida (H)	56	58 Auburn (A)	59	87 South Carolina (H)	76	94 Biscayne (A)	66
83 Miami (A)	80	64 Auburn (A)	80	93 Jacksonville (H)	89	64 Cincinnati (A)	88
123 Tampa (H)	92	57 Georgia (A)	63	84 Valdosta State (A)	81	(NCAA Tournament)	
101 Georgia (H)	69	78 Miami (H)	62	70 Clemson (A)	67	83 Eastern Kentucky (N)	81
1962-63—Won 15, Lost 10 (.600)		73 Loyola of N.O. (H)	53	83 Valdosta State (A)	100	70 Minnesota (N)	56
92 Tampa (H)	60	67 Memphis (H)	63	95 Stetson (H)	67	73 Kentucky (N)	54
65 Valdosta State (H)	42	65 Florida (H)	74	79 Dayton (H)	71	79 North Carolina (N)	75
59 Florida (H)	65	86 Jacksonville (A)	90	76 Georgia Tech (H)	84	76 UCLA (A)	81
47 Auburn (A)	65	96 Panama Nationals (H)	73	98 Georgia Tech (A)	80	1972-73—Won 18, Lost 8 (.692)	
72 Alabama (H)	63	71 Georgia Tech (H)	66	84 Florida Southern (A)	79	109 Georgia Southern (H)	97
54 Kentucky (A)	83	66 Memphis (A)	81	89 Miami (A)	86	87 Eastern Kentucky (N)	70
70 Auburn (H)	77	62 Loyola of N.O. (A)	63	1969-70—Won 23, Lost 3 (.855)		97 Biscayne (H)	62
56 Richmond (H)	62	78 Jacksonville (A)	49	69 Oregon State (H)	68	59 Princeton (N)	61
77 Georgia (N)	69	88 Georgia Tech (A)	95	100 Oregon (H)	84	85 Baylor (N)	67
49 Alabama (N)	48	77 Samford (H)	56	107 Rollins (A)	86	68 Alabama (N)	74
79 Georgia Southern (N)	60	99 Florida Southern (H)	64	107 North Carolina (A)	86	91 Northwestern (N)	73
65 Tennessee (A)	66	99 Tampa (A)	70	70 Penn State (N)	60	70 North Carolina (N)	70
72 Chattanooga (A)	55	90 Miami (A)	112	98 Georgetown (H)	65	77 Brigham Young (N)	80
77 Miami (H)	74	87 Georgia (H)	69	79 Louisville (H)	69	94 Oklahoma City (A)	80
88 Georgia (H)	54	1966-67—Won 11, Lost 15 (.423)		82 Texas (H)	61	91 Connecticut (H)	55
76 Georgia (A)	90	62 Valdosta State (H)	58	86 Army (N)	51	101 Georgetown (H)	70
55 Georgia Tech (A)	70	76 Rice (H)	72	88 Florida (N)	63	78 Cincinnati (H)	74
86 Florida (A)	94	30 Florida (A)	50	121 Pepperdine (A)	83	84 Stetson (H)	67
76 Houston (H)	69	48 Kansas (A)	62	68 So. California (A)	71	66 Jacksonville (A)	70
63 Alabama (A)	61	58 Kansas State (A)	81	87 Arizona (A)	78	47 Samford (A)	34
61 Valdosta State (A)	56	76 Richmond (A)	80	104 Miami (H)	63	78 Southern Ill. (H)	73
73 Stetson (H)	57	59 Eastern Kentucky (A)	81	82 Tulane (A)	77	95 South Florida (H)	53
82 Centenary (H)	68	83 Citadel (A)	67	122 Clemson (H)	80	82 Virginia Tech (A)	91
73 Phillips 66 Oilers (H)	82	54 North Carolina (A)	67	89 Georgia Tech (A)	83	80 Seton Hall (N)	61
70 Miami (A)	99	79 Alabama (A)	80	89 Jacksonville (H)	83	62 Cincinnati (A)	89
80 Tampa (A)	58	59 Auburn (A)	67	83 Virginia Tech (H)	73	83 Jacksonville (H)	74
1963-64—Won 11, Lost 14 (.444)		61 Miami (H)	60	80 Kent State (A)	79	79 North Carolina (N)	91
55 Florida (A)	78	85 Tulane (A)	87	82 Dayton (A)	76	86 South Alabama (A)	69
69 Auburn (H)	67	42 Memphis State (A)	46	98 Florida Southern (H)	74	71 Marshall (H)	71
53 Alabama (A)	62	81 Jacksonville (H)	70	112 Tulane (H)	77	112 Mercer (H)	94
81 Rice (A)	102	71 Marshall (H)	77	81 Jacksonville (A)	85	1973-74—Won 18, Lost 8 (.692)	
60 Texas Christian (A)	66	68 Georgia Tech (H)	75	97 Georgia Tech (H)	80	92 Hofstra (H)	63
107 Tampa (H)	61	109 Tampa (H)	72	94 Stetson (A)	64	109 Biscayne (H)	71
91 Tulsa (H)	76	55 Memphis State (H)	51	112 Miami (A)	96	65 Clemson (N)	58
53 Air Force (N)	78	68 Jacksonville (A)	67	1970-71—Won 17, Lost 9 (.654)		60 Pittsburgh (N)	82
85 Manhattan (N)	81	100 Tulane (H)	90	80 Texas (A)	78	93 Eastern Kentucky (A)	60
65 Richmond (A)	69	84 Florida Southern (A)	76	106 Biscayne (H)	70	78 Louisville (A)	90
72 Virginia Military (A)	83	75 Florida (H)	90	125 South Dakota (H)	65	88 Memphis State (H)	80
80 Miami (H)	78	84 Georgia Tech (A)	102	117 Southern Mississippi (N)	84	107 W. Kentucky (N)	87
91 Memphis State (H)	90	87 Tampa (A)	84	108 Jacksonville (A)	114	66 Wake Forest (N)	48
64 Georgia (H)	63	90 Miami (A)	110	111 Valdosta State (H)	63	92 Indiana State (N)	93
50 Florida (H)	52	1967-68—Won 19, Lost 8 (.704)		85 So. California (N)	94	84 Wisc.-Milw. (N)	82
59 Auburn (A)	63	90 Fla. Presbyterian (A)	66	64 Miami (Ohio) (N)	67	99 Texas A&M (N)	79
95 Alabama (H)	77	69 Ohio State (A)	76	95 Pan American (A)	90	74 Houston (A)	79
57 Furman (H)	48	87 Florida (H)	95	95 Arizona (H)	85	85 Virginia Tech (N)	80
72 Centenary (A)	79	104 Samford (H)	89	101 Pepperdine (H)	82	92 Georgia Southern (N)	89
72 Memphis State (A)	84	58 Marquette (A)	78	114 Miami (H)	106	94 South Florida (A) (OT)	95
73 Georgia Tech (A)	77	130 Louisiana State (N)	100	96 Manhattan (H)	68	73 South Illinois (A)	77
101 Jacksonville (H)	77	114 Richmond (H)	91	69 Tulane (A)	88	78 Jacksonville (H)	74
80 Stetson (A)	60	87 Rutgers (H)	77	122 Samford (H)	79	90 New Mexico (H)	71
80 Miami (A)	82	94 Geo. Washington (A)	69	78 Stetson (H)	71	91 Canisius (H)	71
70 Georgia (A)	85	67 Evansville (A)	76	67 Georgia Tech (H)	85	118 South Florida (H)	84
1964-65—Won 16, Lost 10 (.620)		96 Citadel (A)	75	85 Jacksonville (A)	83	89 Jacksonville (A)	113
81 Valdosta State (H)	57	111 Stetson (H)	81	82 California-Irvine (H)	69	85 North Carolina (N)	104
76 Virginia Military (H)	72	122 Miami (H)	93	85 Wisc.-Milw. (H)	61	105 South Alabama (H)	63
68 Auburn (A)	92	73 Georgia Tech (A)	57	81 Georgia Tech (A)	76	86 Fairleigh Dickinson (H)	58
73 Alabama (A)	76	109 Hofstra (H)	71	113 Georgia Southern (A)	81	96 South Alabama (A)	91
51 Florida (H)	60	81 Valdosta State (H)	71	79 Jacksonville (H)	90	1974-75—Won 18, Lost 8 (.692)	
56 Oklahoma State (N)	50	80 North Carolina (A)	86	61 North Carolina (A)	70	81 Valdosta State (H)	74
82 Baylor (N)	64	110 East Carolina (H)	100	74 Florida Southern (A)	66	72 Illinois State (H)	70
43 Tennessee (N)	65	93 Citadel (H)	50	94 Miami (A)	100	90 Marshall (H)	63
74 Tulsa (A)	72	104 Florida Southern (H)	82	1971-72—Won 27, Lost 6 (.818)		69 Memphis State (A)	70
44 DePaul (N)	52	106 Jacksonville (A)	65	112 Oglethorpe (H)	69	75 Louisville (H)	84
77 Creighton (N)	85	64 Florida (A)	89	96 Eastern Kentucky (H)	83	96 Cal. State-Bakersfield	66
81 Rice (N)	56	72 Georgia Tech (H)	67	90 Stetson (N)	34	67 Ohio University (H)	60
64 Georgia (A) (OT)	55	72 Stetson (A)	60	90 Jacksonville (A)	83	69 Purdue (N)	66
67 Miami (H)	66	84 Miami (A)	96	134 Valdosta State (H)	65	61 Louisville (A)	79
74 Memphis State (H)	61	69 East Tenn. State (A)	79	(30) Hawaii (A) (Forfeit)	(30)	107 Eastern Kentucky (H)	75
72 Georgia Tech (H)	65	*NCAA Mid East Regionals		76 Hawaii (A)	81	104 Wisconsin-Milw. (H)	82
58 Auburn (H)	55			85 Washington (N)	77	88 Biscayne (A)	59
66 Alabama (H)	75			73 Oregon State (N)	72	71 South Florida (A)	77
62 Duquesne (H)	58			85 Washington State (N)	61	107 Hofstra (H)	71

T H E R E C O R D B O O K

95 Biscayne (A)	85
75 Canisius (A)	81
78 New Mexico (A) (OT)	84
111 UT-Chattanooga (H)	70
83 Jacksonville (H)	35
101 Georgia Southern (N)	77
81 Georgia State (H)	72
71 Jacksonville (A)	76
104 Georgia Southern (H)	71
97 Mercer (H)	68
77 South Florida (H)	64
54 Stetson (A)	63
1975-76—Won 21, Lost 6 (.778)	
90 Rollins (H)	47
65 Eastern Kentucky (A)	59
59 Indiana (A)	83
81 Stetson (H)	71
109 Palm Beach Atlantic (H)	52
78 South Florida (N)	71
72 Alabama (N)	76
54 Washington (N)	69
75 Oregon State (N)	78
84 Colorado State (N)	54
88 Western Kentucky (H)	80
77 Jacksonville (A)	57
107 Baptist College (H)	54
100 Memphis State (H)	79
76 South Florida (A)	72
110 Southwestern La. (H)	70
66 Georgia State (A)	58
80 Illinois State (A)	58
80 Illinois State (A) (OT)	82
88 South Florida (H)	82
109 Illinois State (H)	81
85 Madison (A)	65
74 Jacksonville (H)	65
92 Georgia State (H)	70
106 Valdosta State (H)	61
90 Mercer (H)	76
68 Southwestern La. (A)	65
81 Dayton (A)	95
1976-77—Won 16, Lost 11 (.592)	
70 Toledo (N)	66
92 Clemson (A)	108
109 Missouri Western (H)	80
97 Austin Peay (H)	86
63 Missouri (A)	65
94 Santa Clara (N)	80
87 San Francisco (A)	93
71 Army (N)	67
76 Vermont (A)	62
75 Louisville (A)	78
93 Western Kentucky (A)	73
83 Troy State (H)	69
69 Madison (H)	66
75 Memphis State (A)	81
97 South Florida (A)	84
115 South Alabama (H)	86
70 Jacksonville (A)	77
65 N.C.-Charlotte (H)	76
66 Mercer (A)	65
139 Baptist (H)	72
57 Kentucky (A)	97
87 Stetson (A)	80
76 Dayton (A)	71
84 Jacksonville (H)	70
103 South Florida (H)	72
91 Oral Roberts (H)	87
72 Georgia Tech (N)*	67
*Metro Tournament	
1977-78—Won 23, Lost 6 (.793)	
83 Rollins (H)	59
110 Troy State (H)	82
90 St. Leo (H)	49
76 South Florida (A)	67
94 Seton Hall (A)	63
100 Texas A&M (A)	77
82 Navy (A)	55
97 Missouri (H)	64
75 Cincinnati (A)	77
71 Tulane (A)	56
74 Minnesota (A)	88
87 Tulane (A)	85
85 Fairleigh Dickinson (H)	43
103 Tulane (H)	85
76 Cincinnati (H)	66
70 Louisville (A)	66
88 St. Louis (A)	75
56 South Alabama (H)	58
72 St. Louis (A)	68
95 Memphis State (A)	89
89 Memphis State (H)	82
79 UNC-Charlotte (A)	88


81 Louisville (H)	70
78 Georgia Tech (H)	72
85 Georgia Tech (A)	82
80 Oral Roberts (A)	76
71 Georgia Tech (A)	69
93 Louisville (A)	94
76 Kentucky (A) (NCAA)	85
1978-79—Won 18, Lost 10 (.642)	
116 Eckerd (H)	71
70 Western Kentucky (H)	59
71 Auburn (A)	70
68 Florida (H)	61
106 Florida Southern (H)	75
80 Dayton (A)	97
57 Penn State (N)	64
85 Alabama-Birmingham (A)	66
65 Jacksonville (A)	73
96 Georgia Southern (N)	71
76 Old Dominion (A)	80
60 Tulane (A)	74
61 St. Louis (A)	59
93 Memphis State (A)	86
65 Louisville (H)	67
79 Georgia Tech (H)	73
71 George Washington (A)	68
80 Cincinnati (A)	77
89 Tulane (H)	84
71 Louisville (A)	84
84 Jacksonville (H)	81
61 South Alabama (A)	76
73 Georgia Tech (A)	75
84 St. Louis (H)	79
76 Cincinnati (H)	71
90 Memphis State (H)	87
101 Tulane (A)	92
35 Memphis State (A)	34
60 Virginia Tech (A)	68
1979-80—Won 22, Lost 9 (.709)	
101 Florida A&M (H)	63
76 Jacksonville (H)	77
89 South Florida (A)	71
87 Florida (N)	70
80 Memphis State (A)	78
81 Marquette (N)	92
112 Minnesota (H)	91
67 Western Kentucky (A)	65
108 Tulane (N)	97
75 St. Louis (A)	73
84 South Florida (H)	69
74 Memphis State (A)	69
79 Tulane (A)	80
82 South Carolina-Aiken (H)	69
64 Marquette (A)	74
77 Virginia Tech (H)	79
73 Louisville (A)	79
54 Cincinnati (A)	52
73 Auburn (H)	69
*55 Memphis State (H)	54
77 Cincinnati (H)	74
85 Florida Southern (A)	78
71 St. Louis (A)	69
64 Jacksonville (A)	55
86 Cleveland State (H)	83
89 Alabama-Birmingham (H)	87
76 Virginia Tech (A)	78
75 Louisville (H)	83
85 Tulane (A)	73
79 Cincinnati (A)	69
72 Louisville (A)	81
94 Toledo (NCAA) (A)	91
78 Kentucky (NCAA) (A)	97
*Forfeit	
1980-81—Won 17, Lost 11 (.607)	
57 Central Florida (H)	41
66 Minnesota (A)	79
59 Jacksonville (H)	57
74 Florida (N)	81
74 Auburn (H)	78
68 Missouri (N)	64
64 Georgia (N)	62
78 South Carolina (N)	80
84 Memphis State (H)	66
79 Cincinnati (A)	77
87 Baptist College (H)	60
70 Virginia Tech (A)	80
78 Louisville (A)	98
59 Jacksonville (A)	50
79 Tulane (H)	61
82 Florida (A)	71
74 Tulane (A)	68
71 St. Louis (A)	72
73 Louisville (H)	82
70 St. Louis (H)	57

79 Cincinnati (H)	80
80 Virginia Tech (H)	76
70 South Carolina (A)	83
92 Florida A&M (H)	79
84 St. Louis (N)	77
57 Cincinnati (N)	58
1981-82—Won 11, Lost 17 (.393)	
81 Florida A&M (H)	67
67 Georgia (H)	70
94 Jacksonville (N)	93
67 South Florida (N)	82
80 Jacksonville (H)	83
65 Florida (N)	81
76 Auburn (H)	77
82 South Carolina (A)	77
76 UNC-Charlotte (N)	73
79 Dayton (A)	93
57 Louisville (A)	79
63 Memphis State (A)	90
82 Florida (H)	67
75 St. Louis (A)	74
69 Virginia Tech (A)	65
89 St. Louis (H)	73
101 St. Leo (H)	74
79 Jacksonville (A) (OT)	80
71 Louisville (H)	80
53 Tulane (A)	66
61 Tulane (H)	62
60 Memphis State (H)	62
83 Cincinnati (A)	84
84 South Carolina (H)	87
76 Virginia Tech (H)	77
71 Cincinnati (H)	73
54 Tulane (N)	49
73 Louisville (N)	97
1982-83—Won 14, Lost 14 (.500)	
92 St. Leo (H)	54
68 Auburn (A)	78
81 Florida A&M (H)	70
77 South Florida (N)	90
81 Jacksonville (N)	66
63 Florida (H)	84
74 Pittsburgh (H)	75
85 San Diego State (A)	89
96 Tulsa (N)	80
74 New Mexico (A)	71
61 Jacksonville (A)	60
69 Louisville (H)	96
94 Southern Mississippi (H)	82
69 Virginia Tech (A)	70
86 Cincinnati (H)	78
71 Southern Mississippi (A)	72
90 South Carolina (A) (OT)	85
48 Cincinnati (A)	63
63 Louisville (A)	89
83 Jacksonville (H)	74
79 Tulane (H) (2 OT)	80
82 Virginia Tech (H)	78
79 New Mexico (H)	77
74 Memphis State (H)	72
76 South Carolina (H)	79
67 Memphis State (A)	94
66 Tulane (A)	71
74 Memphis State (N)	84

1983-84—Won 20, Lost 11 (.645)	
95 Central Florida (H)	56
83 Tampa (H)	70
67 Florida (A)	60
69 Auburn (H)	76
76 Jacksonville (H)	63
94 Florida International (H)	75
89 Pittsburgh (A)	102
87 Florida (H)	64
93 Furman (H) (OT)	91
68 South Carolina (H)	76
83 Southern Mississippi (A)	64
43 Tulane (A)	50
71 Cincinnati (H)	57
92 Baptist College (H)	75
71 Louisville (A)	95
87 South Carolina (A)	82
78 Southern Mississippi (H)	74
75 Louisville (H)	60
69 Memphis State (H)	53
47 Jacksonville (A)	76
67 Memphis State (A)	75
52 Tulane (H)	51
51 South Florida (A)	53
58 Virginia Tech (H)	57
85 Cincinnati (A)	64
93 Virginia Tech (A)	65
82 Monmouth College (H)	55
72 South Carolina (N)	65
63 Memphis State (N)	61
74 North Carolina State (N) (OT)	75
63 Pittsburgh (N)	66

1984-85—Won 14, Lost 16 (.466)	
89 Tampa (H)	52
65 Florida (H)	68
97 Florida International (H)	43
61 Jacksonville (A)	60
70 Tennessee-Martin (H)	73
83 Pittsburgh (N)	76
97 Furman (A)	79
62 Cincinnati (A)	63
69 North Carolina (N)	68
88 St. Josephs (H)	72
54 South Florida (H)	56
62 Louisville (H)	63
71 Virginia Tech (A)	85
66 North Carolina State (A)	74
69 Memphis State (H)	72
63 Southern Miss (A)	77
61 Tulane (A)	61
77 South Carolina (A)	92
79 Florida (A)	86
74 Tulane (H)	51
91 Southern Miss (H)	79
88 Jacksonville (H)	72
68 Memphis State (A)	70
72 Louisville (A)	83
75 Virginia Tech (H)	87
86 Cincinnati (H)	60
87 South Carolina (H)	75
97 Virginia Tech (N)	93
75 Cincinnati (N)	65
86 Memphis State (N) (OT)	90

1985-86—Won 12, Lost 17 (.414)	
86 Tampa (H)	62
66 Florida (A)	85
76 North Carolina State (H)	67
91 Western Carolina (H)	83
122 Florida Tech (H)	83
89 Alabama (A)	100
75 Pitt (A)	88
64 North Carolina (A)	109
62 Jacksonville (H)	69
76 Central Florida (H)	58
115 California Univ.-Pa. (H)	75
76 Cincinnati (H)	73
64 Louisville (H)	85
92 Southern Mississippi (H)	94
75 Miami (A)	83
55 New Orleans (A)	76
73 Virginia Tech (A)	86
73 South Carolina (A)	81
90 Miami (H)	72
96 Southern Miss (A)	102
73 Memphis State (A)	99
96 New Orleans (H)	77
72 Cincinnati (A)	78
67 Louisville (A)	89
82 Memphis State (H)	80
84 Virginia Tech (H)	92
68 South Carolina (H)	62
77 Virginia Tech (N)	76
71 Memphis State (N)	73



T H E R E C O R D B O O K

Basketball Lettermen Club

A

Abraham, Ansley	1974
Adams, Arthur	1949
Aldridge, Archie	1974
Allen, Herbert	1976
Allen, Randy	1984, 85, 86
Anderson, Kris	1977, 78, 79, 81
Arnold, Granville	1983, 84
Arnold, Rodney	1980, 81
Artmeier, Richard	1954, 55
Ashworth, Rufus	1961

B

Barrow, Tim	1968
Barber, Pee Wee	1966
Benjamin, Lee	1949
Benson, Rick	1952, 53
Biggs, Donald	1966
Bloodworth, John	1966
Boltz, Daniel	1957, 58, 59
Bozeman, James	1978, 79, 81
Brennan, John	1975
Brodie, Mark	1975
Brown, Murray	1977, 78, 79, 80
Brownard, Dave	1973, 74
Burke, Dennis	1973, 74
Burst, Thomas	1953
Burt, John	1969, 70
Bush, Ken	1969
Byrd, Carlton	1974, 75, 76, 77

C

Cable, Randy	1968, 69, 70
Calkin, Jim	1972
Campbell, Rick	1967
Carter, Tony	1985, 86
Casteel, Robert	1957, 58, 59, 60
Chassee, Richard	1974, 75
Chatman, Ed	1979
Choice, Raleigh	1986
Clyde, Benny	1973
Cole, Otis	1972, 73, 74
Collinsworth, Greg	1979, 80, 81
Coogler, Faurest	1961
Cotton, Bill	1961
Cowens, David	1968, 69, 70
Cox, Jerry	1978, 79, 80
Cundy, Tom	1952, 53, 54, 55

D

Danford, Richard	1966, 67, 68
Davis, Harry	1975, 76, 77, 78
Davis, Jack	1961
Davis, LaRae	1985
DePatty, Bob	1968
Dillard, Mickey	1977, 78, 80, 81
Doyle, Kenneth	1967, 68
Durham, Hugh	1957, 58, 59

E

Eason, Michael	1966
Edney, Tim	1961
Ek, Bob	1962, 63
Ellay, Vernell	1970, 71

F

Fairchild, Charles	1965
Farrar, Joe	1984, 85
Fedor, Dave	1959-62
Fischer, Louis	1950, 51, 52
Fitchett, Jerome	1985, 86
Forkay, Russell	1966
Fryer, Artie	1972

G

Garcia, Thomas	1957
Garrett, Rowland	1970, 71, 72
Gay, Larry	1971, 72, 73
Gies, Jan	1968, 69, 70
Gilmore, Oren	1981, 82
Cipson, Alton Lee	1984, 85
Giswold, Bill	1963
Glenn, Bill	1966, 67
Glover, Roy	1970
Gonzalez, Pete	1963, 65
Gordon, Duane	1952, 53
Grady, Greg	1973, 74, 75, 76
Gregory, Stu	1957
Guckenberger, Buzz	1955, 59

H

Harris Eugene	1974, 75, 76, 77
Harris, Ron	1970, 71, 72
Harrison, John	1974, 75

Hartman, Bob	1951
Hilaman, Sheldon	1948
Hogan, Jeff	1967, 68, 69
Huge, Cal	1963
Hunter, Tat	1986

J

Jackson, Tony	1977, 78, 79, 80
Jacoby, Leroy	1956, 57, 58
Johnson, Michael	1982, 83, 84
Johnson, Otis	1973

K

Kimrey, Lannie	1969
King, Ron	1971, 72, 73
Klay, Dale	1969, 69
Kuhl, Donnie	1977, 78, 79, 81
Kundid, Michael	1976

L

Lanigan, Robert	1947
Leakey, Ken	1964, 65
Leitch, Colin	1966
Long, Charlie	1961, 62, 63
Loucks, Donald	1948
Lovell, Bobby	1963, 64, 65

M

Mabry, Thomas	1985, 86
Macklin, Kenneth	1969, 70
McCloud, George	1986
MaComber, Darryl	1969, 70
Malmen, Ronald	1965, 66
Mann, Hank	1975, 78, 79
Marsee, Bud	1950, 51
Martello, Vince	1983, 84
Martin, Terry	1985
Matchett, Scott	1981
Mateer, Craig	1986
McCrary, Benjamin	1947
McCrary, Lawrence	1972, 73, 74
Menacof, Nick	1959
Miles, Bobby	1982, 83, 84
Moore, Larry	1967, 68
Morison, Bruce	1965, 66

Morrison, Ian	1967
Murphy, Brian	1965
Myrick, Maurice	1982, 83, 84, 85

N

Nemergut, Ron	1971
Nettles, Ronald	1949

O

Oler, James	1953
-------------	------

P

Parker, William	1948
Parks, Bobby	1978, 79, 80, 81
Patton, Wayne	1955
Pavy, James	1948
Peacock, William	1964, 65
Penice, Robert	1950, 51, 52, 53
Perkins, Zach	1973, 74, 75, 76
Petty, Otto	1971, 72, 73
Phillip, Raphael	1982, 83
Phillips, William	1966

R

Reeves, Dale	1963
Reynolds, Carl	1968, 69
Richardson, Jimtom	1952
Ricketts, Dale	1963
Rogers, Peter	1963, 64
Rolle, Elvis	1980, 81
Ross, David	1967, 68
Royals, Reggie	1971, 72, 73

S

Samuel, Greg	1971, 72
Schull, Gary	1964, 65
Shaffer, David	1986
Shaffer, Dean	1984, 85
Shirley, Jerry	1963, 64, 65
Simmons, James	1974, 75
Smalls, Wayne	1974, 75, 76, 77
Smith, James	1976, 77, 78
Smith, Jerry	1960, 61
Speights, David	1982, 83, 84, 85
Stewart, Darryle	1966, 67, 68
Stutt, Cyril	1973, 74, 75

Stolson, Galen	1966
Strom, Larry	1957
Swain, Ray	1961, 62

T

Thompson, David	1976, 77, 78
Tookes, Parnell	1979, 80, 81
Towey, Jim	1974, 75, 76, 77
Trammell, Jeffrey	1976
Twoomey, Fred	1957

V

Vetica, Dave	1977
--------------	------

W

Waits, Robert	1957
Wallace, Jim	1964
Ward, Bob	1957
Warren, Larry	1974, 75, 76
Watson, Ronald	1982, 83, 84
Wernke, Paul	1953
Westhafer, Jerry	1952, 53
Westhafer, Joe	1957
Wiggins, Mitchell	1982, 83
Wilkes, Scott	1982, 83
William, Tony	1982, 83, 84
Williams, Bob	1957
Williams, Joseph	1957
Williams, Willie	1969, 70
Wold, Gary	1953
Woodard, Wayne	1975
Wright, William	1972
Wyman, Jr., Orlando	1948, 49, 50

Y

Young, Ed	1980, 81
Young, Skip	1969, 70, 71



History of the Metro Conference

The Metro Conference, originally called the Metro Six, was formed on June 13, 1975. Charter members included the University of Cincinnati, Georgia Tech, the University of Louisville, Memphis State University, St. Louis University and Tulane University.

Recognition came quickly, due in large part to the excellent basketball traditions at each school. In unprecedented fashion, the Metro was awarded automatic qualification for the NCAA basketball tournament on September 22, 1975. No other conference has become an immediate qualifier for this postseason event in its very first year of existence.

Expansion was also on the horizon. League membership increased to seven as Florida State University was admitted on July 28, 1976.

Already renowned in basketball, the Metro bolstered its fall and spring sports calendars beginning in 1977. At the present time, 12 league championships are decided. Men's sports include baseball, basketball, cross country, golf, swimming, tennis and track. Women participate in basketball, cross country, swimming, tennis and volleyball.

Following the 1977-78 season, Georgia Tech relinquished its Metro membership. Virginia Tech quickly filled the void and the Hokies made their presence felt immediately by winning the Metro basketball tournament in their first year.

The Metro mystique came to full fruition in 1979-80. Led by College Player of the Year Darrell Griffith, Louisville won the NCAA basketball championship with a 59-54 victory over UCLA. With this win, the Metro became the first conference to capture a national title after only five years in existence.

St. Louis University left the Metro on June 1, 1982, but later that same month the University of Southern Mississippi joined the league. South Carolina's admission on April 14, 1983 increased conference membership to eight schools. However, Tulane forfeited its membership when the basketball program was discontinued following the 1984-85 season.



On May 29, 1983, Steven J. Hatchell was named commissioner of the Metro Conference. In turn, league headquarters moved from St. Louis to Atlanta.

Under Hatchell's direction, the Metro Conference has stressed a commitment to excellence. He initiated the Commissioner's List for outstanding student-athletes, the Conference Medallion for each institution's foremost male and female student-athletes, and a postgraduate scholarship presented annually to one student-athlete at a conference school.

Innovative strides in publicity and promotions have also become a hallmark of the league. *Metro News*, the conference newspaper, is distributed 15 times per year. In addition, the Metro Conference Sportswriter and Broadcasters Association (MCSWBA), formed in July of 1984, assists in publicizing the league's accomplishments.

The 1985-86 basketball season was highlighted by Louisville's second national championship in six years. With the victory, Denny Crum became the only coach to have won the title twice in the 1980's. Furthermore, only three conferences (Metro, Atlantic Coast and Big East) have captured NCAA crowns in the last six years.

Only once in the last 11 years has the Metro not managed to advance at least two teams into the NCAA tournament. The league has been represented in the Final Four on five occasions in the last seven years, a feat matched only by the Atlantic Coast Conference. Overall, the Metro Conference has produced two national champions and five regional winners, while earning a 33-21 (.611) record in NCAA tournament play.

The 1987 Metro Conference Tournament will return to Louisville's Freedom Hall on March 6-8. The conference will also play host to the NCAA Southeast Regional first and second round on March 16-18 in Atlanta's Omni. The Metro has hosted the Regional for the past two seasons.

The Metro Conference has come a long way in 11 short years. Effective leadership and aggressive promotion have become the trademarks of its administration while the accomplishments of its athletic teams are now recognized in all sports.

Conference Headquarters:
1 Ravinia Drive, Suite 1120
Atlanta, GA 30346
(404) 395-6444

Metro Proud Points for 1985-86

- *The NCAA Champion
- *Four Teams in Post-Season Play
- **Sporting News* Basketball Coach of the Year
- *Second and Third Team All-Americans
- *Two John Wooden Award Finalists
- *MVP of the NCAA Tournament
- *No. 6 Scorer in NCAA Division I History
- *Three First Round NBA Picks

M E T R O C O N F E R E N C E

Final 1985-86 Standings

Team	Metro Games			All Games		
	W	L	PCT	W	L	PCT
Louisville	10	2	.833	32	7	.821
Memphis State	9	3	.750	28	6	.824
Virginia Tech	7	5	.683	22	9	.710
Southern Mississippi	6	6	.500	17	12	.586
Cincinnati	5	7	.417	12	16	.429
Florida State	3	9	.250	12	17	.414
South Carolina	2	10	.167	12	16	.429
Totals	42	42	.514	135	83	6.19

1985-86 All-Metro Teams

First Team

Dell Cury, Virginia Tech, SR
 William Bedford, Memphis State, JR
 Billy Thompson, Louisville, SR
 Andre Turner, Memphis State, SR
 Milt Wagner, Louisville, SR

Second Team

Roger McClendon, Cincinnati, SO
 Kenny Siler, Southern Mississippi, JR
 Baskerville Holmes, Memphis State, SR
 Randy Allen, Florida State, JR
 *Pervis Ellison, Louisville, FR
 *Linwood Moye, South Carolina, SR
 *Tied for Fifth Spot

Freshman Team

Pervis Ellison, Louisville
 Tony Kimbro, Louisville
 Teny Dozier, South Carolina
 Tat Hunter, Florida State
 George Caesar, Virginia Tech

11th Metro Conference Tournament (at Louisville)

Quarterfinals

Memphis State 100, South Carolina 59
 Florida State 77, Virginia Tech 76
 Cincinnati 75, Southern Mississippi 74

Semifinals

Memphis State 73, Florida State 71
 Louisville 86, Cincinnati 65

Finals

Louisville 88, Memphis State 79

Metro All-Tournament Team

*Pervis Ellison, Louisville, FR
 Milt Wagner, Louisville, SR
 Andre Turner, Memphis State, SR
 Baskerville Holmes, Memphis State, SR
 Pee Wee Barber, Florida State, Jr.
 *Most Outstanding Player

Year-By-Year NCAA Results

(Since the Metro was formed)

- 1976 Notre Dame 79, Cincinnati 78 (1st round)
 Pepperdine 87, Memphis State 77 (1st round)
Won 0, Lost 2
- 1977 UCLA 87, Louisville 79,
 Marquette 66, Cincinnati 51
Won 0, Lost 2
- 1978 Kentucky 85, Florida State 76 (1st round)
 Louisville 76, St. John's 68 (1st round)
 DePaul 90, Louisville 89, OT (2nd round)
- 1979 Virginia Tech 70, Jacksonville 53 (1st round)
 Louisville 69, South Alabama 66 (2nd round)
 Indiana State 86, Virginia Tech 69 (2nd round)
 Arkansas 73, Louisville 62 (regional semifinals)
Won 2, Lost 2
- 1980 Florida State 94, Toledo 91 (1st round)
 Virginia Tech 89, Western Kentucky 85, OT (1st round)
 Kentucky 97, Florida State 78 (2nd round)
 Indiana 68, Virginia Tech 59 (2nd round)
 Louisville 71, Kansas State 69, OT (2nd round)
 Louisville 66, Texas A&M 55, OT (Midwest Regional semifinals)
 Louisville 86, LSU 66 (Midwest Regional Championship)
 Louisville 80, Iowa 72, (Final Four Semifinals)
 Louisville 59, UCLA 54, (Final Four Championship)
Won 7, Lost 2
- 1981 Arkansas 74, Louisville 73 (2nd round)
Won 0, Lost 1
- 1982 Memphis State 56, Wake Forest 55 (East Regional, 2nd round)
 Villanova 70, Memphis State 66, OT
 Louisville 81, Middle Tennessee St. 56 (Midwest Regional,
 2nd round)
 Louisville 67, Minnesota 61
 Louisville 75, Alabama-Birmingham 68
 Georgetown 50, Louisville 46 (Final Four semifinals)
Won 4, Lost 2
- 1983 Memphis State 66, Georgetown 57 (2nd round Midwest)
 Houston 70, Memphis State 63 (Midwest regional finals)
 Louisville 70, Tennessee 57 (Midwest 2nd round)
 Louisville 65, Arkansas 63 (Midwest regional semifinals)
 Louisville 80, Kentucky 68 (Midwest regional championship)
 Houston 94, Louisville 81 (Final Four semifinals)
Won 4, Lost 2
- 1984 Louisville 72, Morehead State 69 (Midwest 1st round)
 Memphis State 92, Oral Roberts 83 (Midwest 1st round)
 Louisville 69, Tulsa 67 (Midwest 2nd round)
 Memphis State 66, Purdue 48 (Midwest 2nd round)
 Kentucky 72, Louisville 67 (Midwest semi-final)
 Houston 78, Memphis State 71 (Midwest semi-final)
Won 4, Lost 2
- 1985 Temple 60, Virginia Tech 57 (East 1st round)
 Memphis State 67, Penn 55 (Midwest 1st round)
 Memphis State 67, Alabama-Birmingham 66 (Midwest
 2nd round)
 Memphis State 59, Boston College 57 (Midwest semifinals)
 Memphis State 63, Oklahoma 61 (Midwest Championship)
 Villanova 52, Memphis State 45 (Final Four semifinals)
Won 4, Lost 2
- 1986 Villanova 71, Virginia Tech 62 (Southeast 1st round)
 Memphis State 95, Ball State 63 (Southeast 1st round)
 LSU 83, Memphis State 81 (Southeast 2nd round)
 Louisville 93, Drexel 73 (West 1st round)
 Louisville 82, Bradley 68 (West 2nd round)
 Louisville 94, North Carolina 79 (West semifinal)
 Louisville 84, Auburn 76 (West championship)
 Louisville 88, LSU 77 (Final Four semi-final)
 Louisville 72, Duke 69 (Final Four Championship)
Won 7, Lost 2

Composite Metro Tournament Standings

Team	W-L	Pct.	Tourn.	Semis	Finals	Titles	2nd
Louisville	15-5	.706	10	9	6	5	1
Memphis St.	14-8	.632	10	8	4	2	1
Virginia Tech	8-6	.615	7	5	2	1	1
Cincinnati	9-8	.533	10	5	3	2	1
FSU	11-10	.526	10	8	4	0	4
Tulane	2-9	.182	9	1	1	0	1
Southern Miss	0-3	.000	3	0	0	0	0
*Georgia Tech	4-3	.571	3	3	1	0	1
*St. Louis	0-7	.000	7	0	0	0	0
South Carolina	0-3	.000	3	0	0	0	0

*No longer members

Metro Conference All-Tournament Teams

1976

Dexter Reed, Memphis State
Pat Cummings, Cincinnati
Bill Cook, Memphis State
Jim Wood, Georgia Tech
Alvin Wright, Memphis State

1977

*Gary Yoder, Cincinnati
Bob Miller, Cincinnati
Tico Brown, Georgia Tech
Jim Wood, Georgia Tech
Alvin Wright, Memphis State

1978

*Rick Wilson, Louisville
Sammy Drummer, Georgia Tech
Eugene Harris, Florida State
Ricky Gallon, Louisville
Harry Davis, Florida State

1979

Murray Brown, Florida State
*Dale Solomon, Virginia Tech
Wayne Robinson, Virginia Tech
Rodney Lee, Memphis State
Darrell Griffith, Louisville

1980

*Darrel Griffith, Louisville
Derek Smith, Louisville
Eddie Lee, Cincinnati
Elvis Rolle, Florida State
Poncho Wright, Louisville

1981

Derek Smith, Louisville
*Rodney McCray, Louisville
Dale Solomon, Virginia Tech
David Burns, St. Louis
Dwight Jones, Cincinnati

1982

Scooter McCray, Louisville
Rodney McCray, Louisville
Milt Wagner, Louisville
Bobby Parks, Memphis State
Paul Thompson, Tulane
*Keith Lee, Memphis State

1983

Keith Lee, Memphis State
Bobby Parks, Memphis State
Otis Jackson, Memphis State
Derek Smith, Louisville
Dale Solomon, Virginia Tech
*Rodney McCray, Louisville

1984

Keith Lee, Memphis State
Perry Young, Virginia Tech
Alton Lee Gipson, Florida State
Lancaster Gordon, Louisville
Phillip Haynes, Memphis State
*John Williams, Tulane

1985

Alton Lee Gipson, Florida State
Roger McClendon, Cincinnati
Andre Turner, Memphis State
Baskerville Holmes, Memphis State
*Dean Shaffer, Florida State

1986

*Pervis Ellison, Louisville
Milt Wagner, Louisville
Andre Turner, Memphis State
Baskerville Holmes, Memphis State
Pee Wee Barber, Florida State
*John Gunn Outstanding Player

Metro Conference Player of the Year

1976-77 Gary Yoder (Sr) Cincinnati
1977-78 Rich Wilson (Sr) Louisville
Harry Davis (Sr) Florida State
1978-79 Pat Cummings (Sr) Cincinnati
1979-80 Darrell Griffith (Sr) Louisville
1980-81 Derek Smith (Jr) Louisville
David Burns (Sr) St. Louis
1981-82 Keith Lee (Fr) Memphis State
1982-83 Rodney McCray (Sr) Louisville
1983-84 John Williams (Jr) Tulane
1984-85 Keith Lee (Sr) Memphis State
1985-86 Dell Curry (Sr) Virginia Tech

Florida State's All-Metro Honors

First Team

Harry Davis 1977-78
Murray Brown 1978-79
Murray Brown 1979-80
Mickey Dillard 1979-80
Mitchell Wiggins 1981-82
Mitchell Wiggins 1982-83
Alton Lee Gipson 1983-84

Second Team

David Thompson 1976-77
Mickey Dillard 1977-78
Tony Jackson 1978-79
Mickey Dillard 1980-81
Elvis Rolle 1980-81
Alton Lee Gipson 1984-85
Randy Allen 1984-85
Randy Allen 1985-86

Freshman Team

David Speights 1981-82
Randy Allen 1983-84

Newcomer of the Year

Alton Lee Gipson 1983-84

Coach of the Year

Hugh Durham 1977-78

All-Tournament

Eugene Harris 1977-78
Murray Brown 1978-79
Elvis Rolle 1979-80
Alton Lee Gipson 1983-84
Alton Lee Gipson 1984-85
Dean Shaffer 1984-85
Pee Wee Barber 1985-86

John Gunn Award

(Outstanding Player of Metro Tournament)
Dean Shaffer 1984-85

Scoring Champion

Mitchell Wiggins 1981-82
Mitchell Wiggins 1982-83
Alton Lee Gipson 1984-85

metro
CONFERENCE