




The Record Book



THE RECORD BOOK

Individual Records

All-Time Records

Most Points

Game: 46, Ron King vs. Georgia Southern, 1970-71
Season: 743, Jim Oler, 1955-56
Career: 1820, Jim Oler, 1952-56

Most Field Goals

Game: 21, Ron King vs. Georgia Southern, 1970-71
Season: 260, Alton Lee Gipson, 1983-84
Career: 640, Mickey Dillard, 1976-81

Most Field Goal Attempts

Game: 37, Ham Wernke vs. Tampa, 1952-53
Season:
Career: 1308, Ham Wernke, 1951-55

Best Field Goal Percentage

Game: 94.1 (16-17), Murray Brown vs. Auburn, 1978-79
Season: 69.1 (237-343), Murray Brown, 1978-79
Career: 66.8 (566-847), Murray Brown, 1976-80

Most Free Throws

Game: 22, Jim Oler vs. Rollins, 1954-55 and vs. Morningside, 1955-56
Season: 311, Jim Oler, 1955-56
Career: 762, Jim Oler, 1952-56

Most Free Throw Attempts

Game: 30, Jim Oler vs. Morningside, 1955-56
Season: 350, Jim Oler, 1955-56
Career: 975, Jim Oler, 1952-56

Best Free Throw Percentage

Game: 100.00 (10-10), Granville Arnold vs. Memphis State, 1983-84
Season: 89.5 (51-57), Ken Macklin, 1969-70
Career: 81.7 (161-197), Granville Arnold, 1982-85

Most Rebounds

Game: 32, Rick Benson vs. Florida Southern, 1954-55
Season: 456, Dave Cowens, 1967-68
Career: 1340, Dave Cowens, 1967-70

Most Assists

Game: 16, Otto Petty vs. South Alabama, 1971-72 and Tony William vs. Jacksonville, 1982-83
Season: 227, Otto Petty, 1970-71
Career: 602, Otto Petty, 1970-73

Best Scoring Average

Season: 29.7, Jim Oler, 1955-56
Career: 23.2, Mitchell Wiggins, 1981-83

Best Rebounding Average

Season: 17.5, Dave Cowens, 1967-68
Career: 17.2, Dave Cowens, 1967-70

Single Game Records

Points

- 46, Ron King vs. Georgia Southern, 1970-71
- 43, Hugh Durham vs. Stetson, 1956-57
- 43, Dave Fedor vs. Miami, 1959-60
- 42, Murray Brown vs. Auburn, 1978-79
- 42, Jim Oler vs. Morningside, 1955-56
- 40, Barber vs. Miami, 1986-87
- 38, Ham Wernke vs. Tampa, 1952-53
- 38, Dave Fedor vs. Tampa, 1961-62
- 38, David Thompson vs. South Alabama, 1976-77
- 37, Dave Fedor vs. Rollins, 1959-60
- 37, Mitchell Wiggins vs. South Carolina, 1981-82
- 37, Mitchell Wiggins vs. Florida, 1981-82
- 37, Mitchell Wiggins vs. Memphis State, 1982-83
- 36, Hugh Durham vs. Georgia, 1958-59
- 36, Mitchell Wiggins vs. San Diego State, 1982-83

- 35, Ham Wernke vs. Montana State, 1954-55
- 35, Vernell Ellzy vs. Biscayne, 1970-71
- 35, Reggie Royals vs. UC-Irvine, 1970-71
- 35, Benny Clyde vs. Oklahoma City, 1972-73
- 35, Larry Warren vs. Texas A&M, 1973-74
- 35, Alton Lee Gipson vs. Virginia Tech, 1983-84
- 35, Pee Wee Barber vs. Memphis State, 1986-87

Field Goals Made

- 21, Ron King vs. Georgia Southern, 1970-71
- 17, Ron King vs. Pan Am, 1970-71
- 17, Ron King vs. Miami, 1970-71
- 17, David Thompson vs. South Alabama, 1976-77
- 17, Mitchell Wiggins vs. San Diego State, 1982-83
- 16, Dave Fedor vs. Miami, 1959-60
- 16, Larry Warren vs. Marshall, 1974-75
- 16, Murray Brown vs. Auburn, 1978-79
- 16, Alton Lee Gipson vs. Tampa, 1984-85
- 15, Dave Fedor vs. Rollins, 1959-60
- 15, Ray Swain vs. Tampa, 1961-62
- 15, Reggie Royals vs. UC-Irvine, 1970-71
- 15, Mitchell Wiggins vs. Florida, 1981-82

Field Goals Attempted

- 37, Ham Wernke vs. Tampa, 1952-53
- 32, Rick Benson vs. Beloit, 1954-55
- 32, Ron King vs. Georgia Southern, 1970-71
- 31, Ian Morrison vs. Tampa, 1966-67
- 30, Burt Deckel vs. Furman, 1957-58
- 30, Don Bates vs. Stetson, 1958-59
- 29, Don Bates vs. Auburn, 1958-59
- 29, Ron King vs. Miami, 1970-71
- 28, Rick Benson vs. Georgia Teachers, 1954-55
- 28, Hugh Durham vs. Auburn, 1958-59
- 28, David Thompson vs. Jacksonville, 1976-77
- 28, David Thompson vs. UNC-Charlotte, 1976-77

Field Goal Percentage

- 94.1 (16-17), Murray Brown vs. Auburn, 1978-79
- 89.5 (17-19), Mitchell Wiggins vs. San Diego State, 1982-83
- 72.7 (16-22), Larry Warren vs. Marshall, 1974-75
- 71.4 (15-21), Mitchell Wiggins vs. Florida, 1981-82
- 70.0 (14-20), Benny Clyde vs. Oklahoma City, 1972-73
- 66.7 (14-21), Randy Allen vs. Memphis State, 1984-85
- 65.6 (21-32), Ron King vs. Georgia Southern, 1970-71
- 65.4 (17-26), David Thompson vs. South Alabama, 1976-77
- 65.4 (17-26), Ron King vs. Pan American, 1969-70
- 63.6 (14-22), Mitchell Wiggins vs. South Carolina, 1981-82

Free Throws Made

- 22, Jim Oler vs. Rollins, 1954-55
- 22, Jim Oler vs. Morningside, 1955-56
- 16, Jim Oler vs. Montana State, 1954-55
- 15, Hugh Durham vs. Georgia, 1957-58
- 15, Hugh Durham vs. Stetson, 1956-57
- 14, Hugh Durham vs. Murray State, 1957-58
- 14, Hugh Durham vs. Kentucky, 1958-59
- 14, Elvis Rolle vs. Marquette, 1980-81
- 14, Mitchell Wiggins vs. Virginia Tech, 1982-83
- 13, Jim Oler vs. Spring Hill, 1954-55
- 14, Pee Wee Barber vs. Southern Miss., 1986-87

Free Throws Attempted

- 30, Jim Oler vs. Morningside, 1955-56
- 29, Jim Oler vs. Rollins, 1954-55
- 29, Gary Schull vs. Memphis State, 1977-78
- 20, Hugh Durham vs. Georgia, 1957-58
- 19, Murray Brown vs. Tulane, 1978-79
- 18, Jim Oler vs. Stetson, 1954-55
- 18, Elvis Rolle vs. Marquette, 1980-81
- 17, Jim Oler vs. Montana State, 1954-55
- 17, Jim Oler vs. Miami, 1954-55

THE RECORD BOOK



Rebounds

- 32, Rick Benson vs. Florida Southern, 1954-55
- 31, Dave Cowens vs. LSU, 1967-68
- 30, Dave Cowens vs. Citadel, 1967-68
- 28, Dave Fedor vs. Rollins, 1959-60
- 27, Gary Schull vs. Jacksonville, 1965-66
- 27, Dave Cowens vs. Stetson, 1968-69
- 26, Don Boltz vs. Stetson, 1958-59
- 26, Dave Cowens vs. Hawaii, 1968-69
- 25, Dave Cowens vs. Clemson, 1969-70
- 23, Don Boltz vs. Miami, 1958-59
- 23, Dave Cowens vs. Florida Southern, 1967-68
- 23, Lawrence McCray vs. Connecticut, 1972-73

Assists

- 16, Otto Petty vs. South Alabama, 1971-72
- 16, Tony William vs. Jacksonville, 1982-83
- 15, Otto Petty vs. Pan Am, 1970-71
- 15, Otto Petty vs. Samford, 1971-72
- 15, Carlton Byrd vs. Stetson, 1976-77
- 15, Tony Jackson vs. Ala.-Birmingham, 1979-80
- 14, Otto Petty vs. Biscayne, 1970-71
- 14, Otto Petty vs. Northwestern, 1972-73
- 14, Wayne Smalls vs. Cal. State-Bakersfield, 1974-75
- 13, Otto Petty vs. Seton Hall, 1972-73
- 13, Otto Petty vs. Stetson, 1972-73
- 13, Carlton Byrd vs. South Florida, 1973-74
- 13, Tony William vs. Monmouth College, 1983-84

Single Season Records

Scoring Average

Name	Year	Avg.
1. Jim Oler	1955-56	29.7
2. Mitchell Wiggins	1981-82	23.8
3. Ron King	1970-71	22.7
Mitchell Wiggins	1982-83	22.7
5. Hugh Durham	1958-59	21.9
6. Murray Brown	1978-79	21.7
7. Ham Wernke	1952-53	21.3
8. Jim Oler	1954-55	21.1
Dave Fedor	1959-60	21.1
10. Mickey Dillard	1979-80	20.4
Dave Fedor	1961-62	20.4
12. Dave Cowens	1967-68	20.3
13. Alton Lee Gipson	1983-84	20.2
14. Ham Wernke	1954-55	19.7
15. Hugh Durham	1956-57	19.6

Top Field Goal Shooters


Name	Year	FGM-FGA	Pct.
1. Murray Brown	1978-79	237-343	.691
2. Murray Brown	1979-80	230-356	.646
3. Harry Davis	1975-76	143-224	.638
4. William Williams	1969-70	185-291	.636
5. Jan Gies	1968-69	80-291	.620
6. Kris Anderson	1976-77	65-105	.619
7. Jerome Fitchett	1985-86	126-205	.615
8. Jerome Fitchett	1984-85	74-121	.612
9. Elvis Rolle	1979-80	197-322	.611
10. Kris Anderson	1980-81	108-182	.593
11. Kris Anderson	1978-79	105-179	.587
12. Greg Grady	1974-75	154-265	.581
13. Lawrence McCray	1972-73	170-293	.580
14. Harry Davis	1977-78	217-376	.577
15. Mitchell Wiggins	1981-82	223-388	.574
Dean Shaffer	1983-84	132-230	.574

Top Free Throw Shooters

Name	Year	FT-FTA	Pct.
1. Ken Macklin	1969-70	51-57	.895
2. Jerry Shirley	1963-64	59-68	.868
3. Ron Harris	1969-70	46-54	.852
4. Granville Arnold	1983-84	85-101	.842
5. Ron Malmen	1964-65	58-69	.841
6. Randy Cable	1967-68	42-50	.840
7. Wayne Smalls	1976-77	26-31	.838
8. Jeff Hogan	1967-68	91-110	.827
Carlton Byrd	1976-77	96-116	.827
10. Jerome Fitchett	1986-87	59-72	.819
11. Jim Oler	1955-56	311-350	.818
12. Kris Anderson	1977-78	49-60	.816
13. Kris Anderson	1978-79	66-81	.815
14. Jerry Shirley	1964-65	57-70	.814
15. Eugene Harris	1973-74	43-59	.813

Top Rebounders

Name	Year	Rebounds	Avg.
1. Dave Cowens	1967-68	456	17.5
2. Rick Benson	1954-55	451	17.3
3. Dave Cowens	1969-70	447	17.2
4. Dave Cowens	1968-69	437	17.0
5. Dave Fedor	1959-60	400	16.0
6. Reggie Royals	1970-71	390	15.0
7. Dave Fedor	1960-61	336	14.0
8. Gary Schull	1965-66	317	12.7
9. Don Boltz	1957-58	303	12.1
10. Reggie Royals	1971-72	351	11.0



THE RECORD BOOK



Assists

Name	Year	Assists
1. Otto Petty	1970-71	227
2. Tony William	1983-84	215
3. Tony Jackson	1979-80	213
4. Otto Petty	1972-73	202
5. Otto Petty	1971-72	173
6. Dean Shaffer	1984-85	171
7. Tony Jackson	1977-78	166
8. Carlton Byrd	1976-77	159
9. Tony Jackson	1978-79	158
10. Tony William	1982-83	156
11. Skip Young	1968-69	155
12. Dean Shaffer	1983-84	146
13. Pee Wee Barber	1985-86	146
14. Pee Wee Barber	1986-87	144
15. Skip Young	1969-70	127

500 Point Club

(one season)

Name	Year	Pts.
1. Jim Oler	1955-56	743
2. Mickey Dillard	1979-80	635
3. Murray Brown	1978-79	629
4. Alton Lee Gipson	1983-84	626
5. Ron King	1970-71	589
6. Murray Brown	1979-80	578
7. Pee Wee Barber	1986-87	576
8. Ron King	1971-72	573
9. Alton Lee Gipson	1984-85	568
10. Jim Oler	1954-55	549
11. Harry Davis	1977-78	546
12. Mitchell Wiggins	1982-83	544
13. Dave Fedor	1959-60	527
14. Mitchell Wiggins	1981-82	523
15. Mickey Dillard	1980-81	515
16. Ham Wernke	1954-55	512
17. Hugh Durham	1956-57	509
18. Dave Cowens	1967-68	508
19. Dave Cowens	1968-69	508
20. Hugh Durham	1958-59	504
21. David Thompson	1976-77	500

Career Records

Scoring Averages

Name	Years	Games/Points	Avg.
1. Mitchell Wiggins	1981-83	46-1067	23.2
2. Dave Fedor	1959-62	72-1453	20.2
3. Jim Oler	1952-56	91-1820	20.0
4. Alton Lee Gipson	1983-85	61-1194	19.6
5. Ron King	1970-73	64-1252	19.6
6. Ham Wernke	1951-55	73-1409	19.3
7. Dave Cowens	1967-70	78-1479	19.0
8. Hugh Durham	1956-59	73-1381	18.9
9. Pee Wee Barber	1986-87	58-1039	17.9
10. Reggie Royals	1970-73	84-1402	16.7
11. Larry Warren	1972-75	51-840	16.5
12. Elvis Rolle	1979-81	59-923	15.6
13. David Thompson	1975-78	83-1289	15.5
14. Mickey Dillard	1976-81	115-1734	15.1
15. Gary Schull	1963-66	76-1122	14.8

Field Goals Made

Name	Years	Field Goals
1. Mickey Dillard	1976-81	640
2. Harry Davis	1974-78	640
3. Dave Fedor	1959-62	585
4. Randy Allen	1984-87	585
5. Dave Cowens	1967-70	582
6. Reggie Royals	1970-73	580
7. David Thompson	1975-78	571
8. Murray Brown	1976-80	566
9. Ron King	1970-73	542
10. Jim Oler	1952-56	529
11. Ham Wernke	1951-55	508
12. Alton Lee Gipson	1983-85	496
13. Lawrence McCray	1971-74	492
14. Larry Warren	1973-76	473
15. Hugh Durham	1956-59	470

Field Goals Attempted

Name	Years	Attempts
1. Ham Wernke	1951-55	1308
2. Jim Oler	1952-56	1303
3. Mickey Dillard	1976-81	1248
4. Hugh Durham	1956-59	1230
5. David Thompson	1975-78	1213
6. Randy Allen	1984-87	1196
7. Reggie Royals	1970-73	1181
8. Dave Fedor	1959-62	1174
9. Ron King	1970-73	1170
10. Dave Cowens	1967-70	1122
11. Rick Benson	1951-55	1104
12. Harry Davis	1974-78	1095
13. Larry Warren	1973-76	1069
14. Dave Artmeier	1952-56	1050

Field Goal Percentages

Name	Years	FGM-FGA	Pct.
1. Murray Brown	1976-80	566-847	.668
2. Jerome Fitchett	1984-87	333-556	.599
3. Elvis Rolle	1979-81	365-619	.589
4. Kris Anderson	1976-81	371-633	.586
5. Harry Davis	1974-78	640-1095	.585
6. Jan Gies	1967-70	245-428	.572
7. Greg Grady	1972-75	300-532	.564
8. Willie Williams	1968-70	268-482	.556
9. Mitchell Wiggins	1981-83	439-798	.550
10. Lawrence McCray	1971-74	492-896	.549
11. Vince Martello	1982-84	302-566	.534
12. Dave Cowens	1967-70	581-1122	.519
13. LaRae Davis	1985-87	274-535	.512
14. Raleigh Choice	1985-87	186-363	.512

Free Throw Percentages

Name	Years	FTM-FTA	Pct.
1. Granville Arnold	1982-85	161-197	.817
2. Jerry Shirley	1962-65	161-198	.813
3. Pee Wee Barber	1985-87	197-250	.788
4. Jim Oler	1952-56	762-975	.782
5. Dave Fedor	1959-62	283-363	.780
6. LaRae Davis	1985-87	96-123	.780
7. Hugh Durham	1956-59	441-569	.777
8. Vince Martello	1982-84	130-168	.774
9. Mickey Dillard	1976-81	448-583	.768
10. Randy Cable	1967-70	106-139	.763
11. Larry Warren	1973-76	162-212	.762
12. Mitchell Wiggins	1981-83	189-249	.759
13. Kris Anderson	1976-81	205-271	.756
14. Jim Liteky	1957-59	135-181	.751
15. Wayne Smalls	1973-77	101-135	.748
16. Jeff Hogan	1966-69	232-305	.748

THE RECORD BOOK



Games Played

Name	Years	Games
1. Maurice Myrick	1981-85	116
2. Randy Allen	1984-87	115
Mickey Dillard	1976-80	115
4. Harry Davis	1974-78	108
Tony Jackson	1976-80	108
6. Eugene Harris	1973-78	107
Kris Anderson	1976-81	107
8. Murray Brown	1976-80	106
9. Carlton Byrd	1973-77	105
10. Wayne Smalls	1973-77	104
11. Greg Grady	1972-76	100
12. Bobby Parks	1977-81	97
13. Jim Oler	1952-56	91
14. David Speights	1981-85	90
15. Jerome Fitchett	1983-87	87

Assists

Name	Years	Assists
1. Otto Petty	1970-73	602
2. Tony Jackson	1976-80	550
3. Tony William	1981-84	482
4. Carlton Byrd	1973-77	401
5. Skip Young	1968-71	320
6. Dean Shaffer	1983-85	318
7. Mickey Dillard	1976-81	313
8. Pee Wee Barber	1985-87	290
9. Bobby Parks	1977-81	272
10. Wayne Smalls	1973-77	270
11. Eugene Harris	1973-77	251
12. Otis Cole	1971-74	214
13. Reggie Royals	1970-71	202
14. Larry Warren	1973-75	180
15. Harry Davis	1976-77	172
16. Maurice Myrick	1981-85	165

500 Board Club

Name	Years	Games	Avg.	Rebounds
1. Dave Cowens	1967-70	78	17.2	1340
2. Reggie Royals	1970-73	84	11.9	1006
3. Dave Fedor	1959-62	72	13.5	969
4. Greg Grady	1972-76	100	7.9	793
5. Gary Schull	1963-66	76	10.1	769
6. Lawrence McCray	1971-74	84	9.0	759
7. Harry Davis	1974-78	108	6.8	734
8. Randy Allen	1984-87	115	6.3	725
9. Kris Anderson	1976-81	107	6.7	714
10. Murray Brown	1976-80	106	6.0	638
11. David Thompson	1975-78	83	7.5	619
12. Don Boltz	1957-59	48	11.8	567
Willie Williams	1968-70	52	10.3	534
14. Ray Swain	1959-62	72	11.6	534
15. Rowland Garrett	1969-72	76	6.9	525

1,000 Point Club

Name	Years	Games	FG	FT	Pts.	Avg.
1. Jim Oler	1952-56	91	529	762	1820	20.0
2. Mickey Dillard	1976-81	115	640	448	1734	15.1
3. Harry Davis	1974-78	108	640	234	1514	14.0
4. Dave Cowens	1966-70	78	582	315	1479	19.0
5. Murray Brown	1976-80	106	566	338	1470	13.9
6. Dave Fedor	1959-62	72	585	283	1453	20.2
7. Randy Allen	1984-87	115	585	252	1482	12.4
8. Ham Wernke	1951-55	73	508	393	1409	19.3
9. Reggie Royals	1970-73	84	580	242	1402	16.7
10. Ron King	1970-73	64	542	168	1352	19.6
11. D. Thompson	1975-78	83	571	147	1289	15.5
12. Hugh Durham	1956-59	73	470	441	1281	18.9
13. A. L. Gipson	1983-85	61	496	202	1194	19.6
14. Jeff Hogan	1966-69	79	466	232	1164	14.8
15. Gary Schull	1963-66	76	403	316	1122	14.3
16. L. McCray	1972-74	84	492	127	1111	13.2
17. Larry Warren	1973-76	78	473	162	1108	14.2
18. M. Wiggins	1981-83	46	439	189	1067	23.2
19. Pee Wee Barber	1985-87	58	387	197	1039	17.9
20. Wayne Smalls	1973-77	104	457	101	1015	9.8



THE RECORD BOOK

Team Records

Single Game Records

Most Points—Home

- 139, Baptist 72, 1976–77
- 134, Valdosta 65, 1971–72
- 125, South Dakota 65, 1970–71
- 122, Samford 79, 1970–71
- 122, Clemson 80, 1969–70
- 122, Miami 93, 1967–68

Most Points—Away

- 123, Tampa 92, 1961–62
- 121, Pepperdine 83, 1969–70
- 116, Tampa 95, 1960–61
- 112, Miami 96, 1969–70
- 111, Miami 84, 1968–69

Most Points—Neutral

- 130, LSU 100, 1967–68
- 117, Southern Mississippi 84, 1970–71
- 108, Furman 96, 1956–57
- 108, Tulane 97, 1969–70
- 107, W. Kentucky 87, 1973–74
- 101, Tulane 92, 1978–79
- 99, Texas A&M 79, 1973–74
- 97, Georgia 87, 1954–55

Most Points—Both Teams

- 230—FS 130, FSU 100, 1968–69
- 222—FS 108, Jacksonville 114, 1970–71
- 220—FS 114, Miami 106, 1970–71
- 291—FS 117, USM 102, 1986–87

Winning Margin

- 69—FS 134, Valdosta 65, 1971–72
- 67—FS 139, Baptist 72, 1977–78
- 64—FS 121, Tampa 57, 1965–66
- 60—FS 125, South Dakota 64, 1970–71
- 58—FS 108, Georgia Tech 50, 1971–72
- 57—FS 110, Rollins 53, 1961–62
- 57—FS 109, PB Atlantic 52, 1975–76

Fewest Points Allowed

- 21 vs. Mississippi College, 1948–49
- 24 vs. Mississippi College, 1949–50
- 27 vs. Troy State, 1949–50
- 34 vs. Samford, 1972–73
- 34 vs. Memphis State 1978–79
- 36 vs. Spring Hill, 1947–48
- 36 vs. Stetson, 1948–49
- 37 vs. Troy State, 1947–48
- 37 vs. Charleston, 1949–50

Rebounds

- 84 vs. LSU, 1967–68
- 82 vs. Valdosta, 1970–71
- 72 vs. Valdosta, 1968–69
- 76 vs. Georgetown, 1969–70
- 76 vs. Wisconsin-Milwaukee, 1970–71
- 75 vs. Clemson, 1969–70

75 vs. Miami, 1969–70

75 vs. South Dakota, 1970–71

75 vs. Valdosta, 1971–72

Most Fouls

- 35 vs. Florida, 1964–65
- 34 vs. Memphis State, 1959–60
- 33 vs. Vanderbilt, 1986–87
- 32 vs. Alabama, 1964–65
- 32 vs. Florida, 1967–68
- 32 vs. Missouri, 1976–77
- 32 vs. San Diego State, 1982–83

Fewest Fouls

- 7 vs. Connecticut, 1972–73
- 9 vs. Stetson, 1971–72
- 9 vs. Louisville, 1984–85
- 10 vs. Auburn, 1961–62
- 10 vs. Georgia, 1964–65
- 10 vs. Florida, 1964–65
- 10 vs. Dayton, 1968–69
- 10 vs. UC-Irvine, 1970–71
- 10 vs. Samford, 1972–73

Field Goals Attempted

- 115 vs. LSU, 1965–66
- 111 vs. Valdosta, 1968–69
- 110 vs. Valdosta, 1971–72
- 109 vs. Valdosta, 1970–71

Field Goals Made

- 56 vs. Baptist, 1976–77
- 55 vs. Valdosta, 1971–72
- 54 vs. South Dakota, 1970–71
- 54 vs. Samford, 1970–71
- 53 vs. Valdosta, 1968–69
- 52 vs. Tampa, 1961–62
- 52 vs. LSU, 1965–66

Free Throws Attempted

- 53 vs. Stetson, 1957–58
- 48 vs. Georgia, 1957–58
- 47 vs. Florida, 1980–81
- 46 vs. Memphis State, 1965–66
- 46 vs. Missouri Western, 1976–77
- 45 vs. Marquette, 1980–81
- 43 vs. Georgia, 1959–60
- 43 vs. North Carolina, 1971–72
- 43 vs. Pitt, 1984–85

Free Throws Made

- 38 vs. Stetson, 1956–57
- 37 vs. Marquette, 1980–81
- 36 vs. Georgia, 1957–58
- 34 vs. Florida, 1980–81
- 33 vs. Memphis State, 1964–65
- 32 vs. Hofstra, 1967–68
- 32 vs. Georgia Tech, 1971–72
- 32 vs. Miami, 1953–54
- 30 vs. Tulsa, 1982–83
- 30 vs. Southern Miss, 1986–87



Season Records

Field Goals Attempted

- 2372—1971–72 (32 games)
- 2164—1954–55 (26 games)
- 2082—1970–71 (26 games)
- 2055—1973–74 (26 games)
- 1769—1983–84 (31 games)
- 1965—1968–69 (26 games)
- 1960—1967–68 (27 games)
- 1957—1977–78 (29 games)
- 1950—1969–70 (26 games)

Field Goals Made

- 1110—1971–72 (32 games)
- 990—1970–71 (26 games)
- 986—1977–78 (29 games)
- 971—1973–74 (26 games)
- 964—1979–80 (31 games)
- 956—1975–76 (27 games)
- 956—1967–68 (27 games)
- 945—1976–77 (27 games)
- 945—1985–86 (29 games)
- 942—1986–87 (30 games)

Free Throws Attempted

- 982—1954–55 (26 games)
- 800—1971–72 (32 games)
- 799—1956–57 (26 games)
- 772—1979–80 (31 games)
- 766—1980–81 (28 games)
- 722—1967–68 (27 games)
- 720—1965–66 (25 games)
- 713—1959–60 (25 games)

Free Throws Made

- 707—1954–55 (26 games)
- 561—1971–72 (32 games)
- 543—1956–57 (26 games)
- 529—1979–80 (31 games)
- 526—1967–68 (27 games)
- 525—1980–81 (28 games)
- 507—1969–70 (26 games)

Rebounds

- 1608—1971–72 (32 games)
- 1451—1969–70 (26 games)
- 1422—1954–55 (26 games)
- 1388—1967–68 (27 games)
- 1388—1970–71 (26 games)

Rebounds Per Game

- 55.4—1969–70 (26 games)
- 54.6—1954–55 (26 games)
- 53.4—1970–71 (26 games)
- 52.2—1959–60 (25 games)
- 52.0—1958–59 (23 games)

Fewest Points Allowed

- 1427—1949–50 (25 games)
- 1567—1961–62 (23 games)
- 1595—1951–52 (23 games)
- 1678—1952–53 (22 games)
- 1680—1962–63 (25 games)

Fewest Points Per Game Allowed

- 57.1—1949–50 (25 games)
- 63.6—1950–51 (27 games)
- 67.2—1962–63 (25 games)
- 67.8—1964–65 (26 games)
- 68.1—1961–62 (23 games)

Most Points Scored

- 2781—1971–72 (32 games)
- 2510—1986–87 (30 games)
- 2461—1969–70 (31 games)
- 2438—1967–68 (27 games)
- 2416—1977–78 (29 games)
- 2385—1969–70 (26 games)
- 2380—1970–71 (26 games)
- 2304—1985–86 (29 games)
- 2298—1983–84 (31 games)
- 2295—1954–55 (26 games)

Most Points Per Game

- 91.7—1969–70 (26 games)
- 91.5—1970–71 (26 games)
- 90.3—1967–68 (27 games)
- 88.3—1954–55 (26 games)
- 88.0—1973–74 (26 games)
- 86.9—1968–69 (27 games)
- 86.9—1971–72 (32 games)

Highest Point Margin

- 16.5—1969–70 (26 games)
- 15.5—1971–72 (32 games)
- 15.0—1975–76 (27 games)
- 11.9—1967–68 (27 games)
- 11.4—1974–75 (26 games)
- 11.3—1970–71 (26 games)
- 11.3—1977–78 (29 games)
- 10.1—1972–73 (26 games)

Highest Field Goal Pct.

- .532—1979–80 (31 games)
- .529—1983–84 (31 games)
- .512—1961–62 (23 games)
- .510—1978–79 (29 games)
- .509—1985–86 (29 games)
- .503—1977–78 (29 games)
- .502—1974–75 (26 games)
- .500—1976–77 (27 games)
- .498—1972–73 (26 games)
- .491—1975–76 (27 games)

Highest Free Throw Pct.

- .729—1967–68 (27 games)
- .727—1963–64 (28 games)
- .719—1957–58 (25 games)
- .719—1982–83 (28 games)
- .718—1969–70 (26 games)
- .716—1964–65 (26 games)

THE RECORD BOOK

Miscellaneous Team Records

Single Game

Largest Winning Margin on the Road—41 vs. Jacksonville (106-65) 1967-68
Largest Winning Margin at Home—54 vs. Florida International, 12/3/84
Most Points Scored in First Half—70 vs. Pepperdine (121-83) 1969-70
Most Points Scored in Second Half—78 vs. LSU (130-100) 1967-68
Fewest Points Allowed at Home—21 vs. Mississippi College (53-21) 1948-49
Fewest Points Allowed on the Road—34 vs. Samford (47-34) 1972-73
Fewest Points Allowed at a Neutral Site—46 vs. Mercer (52-46) 1948-49
Most Points Allowed at Home—106 vs. Miami (114-106) 1970-71
Most Points Allowed on the Road—115 vs. North Carolina (115-80) 1965-66
Most Points Allowed at a Neutral Site—110 vs. Beloit (110-88) 1954-55
Worst Defeat at Home—21 vs. Florida (84-63) 1982-83
Worst Defeat on the Road—52 vs. West Virginia (103-51) 1957-58
Worst Defeat at a Neutral Site—31 vs. Millikin (91-60) 1950-51
Fewest Points Scored at Home—35 vs. Sewanee (43-35) 1948-49
Fewest Points Scored on the Road—30 vs. Florida (50-30) 1966-67
Fewest Points Scored at a Neutral Site—43 vs. Tennessee (65-43) 1964-65
Highest Field Goal Percentage—.727 vs. Minnesota (48-66) 1979-80
Highest Field Goal Percentage in a Half—.792 vs. Georgia Southern (19 of 24) 1974-75

Season

Most Games Played—33, 1971-72
Fewest Games Played—18, 1957-58
Most Victories—27, 1971-72
Longest Winning Streak—11, 1969-70
Longest Winning Streak at Home—29, 1974-77
Longest Winning Streak on the Road—7, 1949-51, 1954-55
Fewest Defeats—3, 1969-70
Highest Winning Percentage—.885 (23-3) 1969-70
Most 100 Point Games—9, 1967-68 and 1970-71
Fewest Victories—5, 1947-48 and 1951-52
Lowest Winning Percentage—.200 (5-20), 1951-52
Longest Losing Streak—13, 1947-48
Longest Losing Streak at Home—4, 1956-67
Longest Losing Streak on the Road—25, 1956-59
Fewest Points—850, (18 games), 1947-48
Fewest Points Per Game—47.2 (18 games), 1947-48
Most Points Allowed—2357 (29 games), 1985-86
Most Point Allowed Per Game—81.9 (23 games), 1959-60
Highest Field Goal Percentage—.532 (964-1811), 1979-80
Highest Free Throw Percentage—.729 (526 of 722), 1967-68
Lowest Field Goal Percentage—.203, 1951-52
Lowest Free Throw Percentage—.586 (406 of 693), 1950-51
Fewest Personal Fouls—383 (23 games), 1961-62
Most Personal Fouls—637 (29 games), 1978-79



Civic Center Records

Individual

Points—40, Pee Wee Barber vs. Miami, 2/26/87
Points (Half)—25, Randy Allen vs. St. Josephs (Me.) 1/7/85
Points By Opponent—38, Terry Dozier (South Carolina), 1/21/87
Field Goals—16, Al Gipson vs. Tampa, 11/26/84
Field Goals By Opponent—Dell Curry, (Virginia Tech), 2/24/86
Free Throws Attempted—15, Pee Wee Barber vs. So. Miss, 2/28/87
Free Throws Attempted By Opponent—15, Darrell Coleman (S. Florida), 2/16/87
Free Throws Made—14, Pee Wee Barber vs. So. Miss 2/26/87
Free Throws Made By Opponent—12, John Williams (Tulane), 2/10/82
Free Throw Percentage—100% (8-8), Michael Johnson vs. Louisville, 1/30/82
Free Throw Percentage By Opponent—100% (9-9), Ronnie Williams (Florida), 1/11/82
Rebounds—17, Randy Allen vs. Virginia Tech, 2/23/87
Rebounds By Opponent—20, Mike Hackett (Jacksonville), 12/09/81
Assists—16, Tony William vs. Jacksonville, 2/12/83
Assists By Opponent—14, Kenny Siler (So. Miss), 1/18/86

Team

Points—122 vs. Florida Institute of Technology, 12/14/86
Points By Opponent—102, So. Miss., 2/28/87
Points (Half)—68 vs. Louisville, 2/7/87
Fewest Points—52 vs. Tulane, 2/20/84
Fewest Points By Opponent—43, Florida International, 12/3/84
Fewest Points (Half)—19 vs. South Florida, 1/9/85
Fewest Points By Opponent (Half)—17, Florida International, 12/3/84
Two-Team Score—219, Florida State 117, Southern Miss., 102, 2/28/87
Personal Fouls—27, vs. South Carolina, 2/16/87
Personal Fouls By Opponents—32, Jacksonville, 2/12/83
Two-Team Personal Fouls—53, vs. Jacksonville, 2/12/83
Lowest Two-Team Personal Fouls—27, vs. Virginia Tech, 1/25/82
Fewest Personal Fouls—9, vs. Louisville, 1/12/85
Fewest Personal Fouls By Opponent—9, vs. Tulane, 2/20/84
Field Goal Percentage—70.9 vs. St. Josephs (Me.) 1/7/84
Field Goal Percentage By An Opponent—64.0 vs. Southern Miss., 1/18/86
Field Goals—51 vs. Florida Institute of Technology, 12/14/86
Field Goals By Opponent—43, Southern Miss, 1/18/86
Free Throws Attempted—33, vs. Jacksonville, 2/12/83
Free Throws Attempted By Opponent—35, South Carolina, 3/2/85
Fewest Free Throws Attempted—4, vs. Auburn, 12/05/83
Fewest Free Throws Attempted By Opponent—6, Tulane, 2/20/84
Free Throws—28, vs. Jacksonville, 2/12/83; So. Miss., 2/28/87
Free Throws By Opponent—27, South Carolina, 3/2/85
Fewest Free Throws—4, vs. South Carolina, 3/1/86
Fewest Free Throws By Opponent—5, vs. Southern Miss, 2/11/85; vs. Valdosta State, 12/20/87
Free Throws Missed—17, vs. St. Leo, 1/25/82
Free Throws Missed By Opponent—Jacksonville, 12/09/81; Louisville, 1/7/87
Fewest Free Throws Missed—0 (6-6) vs. Alabama, 12/6/86
Fewest Free Throws Missed By Opponent—1 (14-15), Memphis State, 2/26/83; Central Florida, 1/26/87
Rebounds—56 vs. Florida International, 12/3/84
Rebounds By Opponents—45 vs. Florida, 11/30/84; vs Memphis State, 2/26/83
Home Attendance—108,993 (16 games), 1986-87
Home Average Attendance—6,812 (16 games), 1986-87
Largest Crowd—13,303 vs. Florida, 11/28/87
Winning Streak—8, 1987-present

THE RECORD BOOK

Tournament History

NCAA Appearances:

1986 1978
1972 1980
Final Four: 1972

NIJ Appearances:

1984
1987

	App.	Games	Won	Lost	Pct.	Championships	Second	Third
All Tournaments	73	153	84	69	.544	14	21	15
In-Season Tournaments	47	104	53	46	.535	11	13	13
Post Season Tournaments	26	50	29	24	.560	3	8	2

Championships

NAIB District 25—1950—51
NAIB District 25—1954—55
Savannah Invitational—1962—63
Civitan Classic—1968—69
Gator Bowl—1969—70
Civitan Classic—1971—72
Far West Classic—1971—72
Senior Bowl—1971—72
NCAA Mideast—1971—72
Big Sun—1973—74
Big Sun—1977—78
Birmingham Classic—1977—78
Cotton States Classic—1980—81
Lobster Classic—1986-87

1954—55 NAIB Nationals (1-1, Second Round)
1955—56 Carousel Tournament (1-2, Sixth)
1955—56 Orange Bowl (1-2, Seventh)
1956—57 Senior Bowl (1-1, Third)
1957—58 Senior Bowl (1-1, Third)
1958—59 Citadel Invitational (0-2, Fourth)
1959—60 Gator Bowl (1-1, Second)
1960—61 Gator Bowl (0-1)
1962—63 Savannah Invitational (3-0, Champ.)
1963—64 Gator Bowl (1-1, Third)
1964—65 Vanderbilt Invitational (1-1, Third)
1964—65 All College Tournament (1-2, Seventh)
1965—66 Tampa Invitational (1-1, Second)
1967—68 Milwaukee Classic (1-1, Third)
1967—68 Evansville Tournament (1-1, Second)
1967—68 NCAA Mideast (0-1)
1968—69 Civitan Classic (2-0, Champ.)
1969—70 Gator Bowl (2-0, Champ.)
1970—71 Civitan Classic (1-1, Second)
1970—71 Sun Bowl (0-2)
1971—72 Civitan Classic (2-0, Champ.)
1971—72 Far West Classic (3-0, Champ.)
1971—72 Senior Bowl (2-0, Champ.)
1971—72 NCAA Mideast (3-0, Champ.)
1971—72 NCAA Championship (1-1, Second)
1972—73 Marshall Memorial Classic (1-1, Third)
1972—73 Dayton Invitational (1-1, Third)
1972—73 All College (2-1, Third)
1973—74 Steel Bowl (1-1, Second)
1973—74 Mercer Bear Classic (1-1, Third)

1973—74 Bluebonnet Classic (1-1, Second)
1973—74 Big Sun (2-0, First)
1974—75 Louisville Holiday (1-1, Second)
1975—76 Big Sun (1-1, Second)
1975—76 Far West Classic (1-2, Seventh)
1976—77 IPTAY Tournament (1-1, Second)
1976—77 Cable Car Classic (1-1, Second)
1976—77 Vermont Classic (1-1, Third)
1976—77 Metro Tournament (0-1)
1977—78 Big Sun (2-0, First)
1977—78 Birmingham Classic (2-0, First)
1977—78 Pillsbury Classic (1-1, Second)
1977—78 Metro Tournament (1-1, Second)
1977—78 NCAA Mideast (0-1)
1978—79 Metro Tournament (2-1, Second)
1978—79 Dayton Tournament (1-1, Second)
1978—79 Old Dominion Classic (1-1, Second)
1979—80 Metro Tournament (2-1, Second)
1979—80 NCAA Midwest (1-1)
1980—81 Cotton States Classic (2-0, First)
1980—81 Metro Tournament (1-1, Fourth)
1981—82 Florida Four (1-1, Second)
1981—82 Dayton Tournament (1-1, Second)
1981—82 Metro Tournament (1-1, Third)
1982—83 Florida Four (1-1, Third)
1982—83 Cabrillo Classic (1-1, Third)
1982—83 Metro Tournament (0-1)
1983—84 Metro Tournament (1-1)
1983—84 National Invitation Tournament (1-1)
1984—85 Metro Tournament (2-1, Second)
1985—86 Metro Tournament (1-1)
1986—86 Red Lobster Classic (2-0)
1986—86 Metro Tournament (0-1)
1986—86 National Invitational Tournament (1-1)

Appearances


1948—49 Dixie Conference (1-2, Fourth)
1949—50 Dixie Conference (1-1, Third)
1950—51 Dixie Conference (1-1, Second)
1950—51 NAIB District 25 (2-0, Champ.)
1950—51 NAIB Nationals (2-1, Quarterfinals)
1951—52 Gator Bowl (0-3, Round Robin)
1951—52 NAIB District 25 (1-1, Second)
1952—53 NAIB District 25 (1-1, Second)
1954—55 Gator Bowl (1-1, Third)
1954—55 NAIB District 25 (2-0, Champ.)

Year-By-Year Record


Year	Coach	W	L	Pct.
1947—48	Don Loucks	5	13	.277
1948—49	J. K. "Bud" Kennedy	12	12	.500
1949—50	J. K. "Bud" Kennedy	15	10	.600
1950—51	J. K. "Bud" Kennedy	18	9	.667
1951—52	J. K. "Bud" Kennedy	5	20	.200
1952—53	J. K. "Bud" Kennedy	11	11	.500
1953—54	J. K. "Bud" Kennedy	13	7	.619
1954—55	J. K. "Bud" Kennedy	22	4	.846
1955—56	J. K. "Bud" Kennedy	16	9	.640
1956—57	J. K. "Bud" Kennedy	9	17	.346
1957—58	J. K. "Bud" Kennedy	9	16	.360
1958—59	J. K. "Bud" Kennedy	8	15	.347
1959—60	J. K. "Bud" Kennedy	10	15	.400
1960—61	J. K. "Bud" Kennedy	14	10	.583
1961—62	J. K. "Bud" Kennedy	15	8	.651
1962—63	J. K. "Bud" Kennedy	15	10	.600
1963—64	J. K. "Bud" Kennedy	11	14	.444
1964—65	J. K. "Bud" Kennedy	16	10	.620
1965—66	J. K. "Bud" Kennedy	15	11	.577
1966—67	Hugh Durham	11	15	.428
1967—68	Hugh Durham	19	8	.704
1968—69	Hugh Durham	18	8	.692
1969—70	Hugh Durham	23	3	.885
1970—71	Hugh Durham	17	9	.654
1971—72	Hugh Durham	27	6	.818
1972—73	Hugh Durham	18	8	.692
1973—74	Hugh Durham	18	8	.692
1974—75	Hugh Durham	18	8	.692
1975—76	Hugh Durham	22	6	.786
1976—77	Hugh Durham	16	11	.593
1977—78	Hugh Durham	23	6	.793
1978—79	Joe Williams	19	10	.655
1979—80	Joe Williams	22	9	.709
1980—81	Joe Williams	17	11	.607
1981—82	Joe Williams	11	17	.392
1982—83	Joe Williams	14	14	.500
1983—84	Joe Williams	20	11	.645
1984—85	Joe Williams	14	16	.465
1985—86	Joe Williams	12	17	.414
1986—87	Pat Kennedy	19	11	.633
40 Years		617	433	.588




Dave Cowens
Boston Celtics (1970-80)
Milwaukee Bucks (1982-83)
1974 & 1976 NBA Champions
1973 MVP



Rowland Garrett
Chicago Bulls (1972-75)
Cleveland Cavaliers (1975-77)



David Thompson
Los Angeles Clippers (1978-79)



Mitchell Wiggins
Chicago Bulls (1983-84)
Houston Rockets (1984-Present)
1986 NBA Runnerup

THE RECORD BOOK

Series Records

Team	W	L	First Meeting Date	Last Meeting Date	Site	Score	Team	W	L	First Meeting Date	Last Meeting Date	Site	Score
Air Force	0	1	1963	12-26-63	N	53-78	Missouri	2	1	1976	12-19-80	N	68-64
Alabama	7	8	1959	12-16-86	H	72-71	Missouri Western	1	0	1976	11-30-76	H	109-80
Alabama-Birmingham	2	0	1978	2-20-80	H	89-87	Monmouth College	1	0	1984	3-05-84	H	82-55
Alcorn State	1	0	1986	12-30-86	N	84-62	Montana State	1	0	1955	3-07-55	N	93-84
Arizona	2	0	1970	12-31-70	H	95-85	Morehead State	1	1	1957	1-30-60	H	78-75
Arkansas State	1	1	1953	2-20-54	H	78-68	Morningside	1	0	1955	12-16-55	H	104-93
Army	1	2	1958	12-29-76	N	71-72	Murray State	1	1	1957	2-09-59	A	71-96
Auburn	5	18	1958	12-05-83	H	69-76	Navy	1	0	1977	12-17-77	N	83-55
Austin Peay	1	0	1976	12-04-76	H	97-86	New Hampshire	1	0	1968	12-31-68	H	104-52
Baptist College	4	0	1976	1-18-84	H	92-75	New Mexico	3	1	1974	2-22-83	H	79-77
Baylor	2	0	1964	12-16-72	N	85-67	New Orleans	1	1	1986	2-12-86	H	96-77
Beloit	0	1	1955	3-09-55	N	88-110	New York University	1	0	1955	12-30-55	N	85-83
Birmingham Southern	0	2	1949	1-21-50	A	45-55	North Carolina	1	11	1955	1-09-64	A	64-109
Biscayne	6	0	1970	1-20-75	A	95-85	North Carolina State	2	2	1957	12-04-85	H	76-67
Boston University	1	0	1955	12-20-55	N	86-52	North Carolina-Charlotte	1	2	1977	12-29-82	N	76-73
Bradley	0	1	1956	12-08-56	A	66-90	Northwestern	1	0	1972	12-23-72	N	91-73
Brigham Young	0	1	1972	12-29-72	N	77-80	Oglethorpe	2	1	1949	12-01-71	H	112-69
California	1	0	1971	1-30-71	H	82-69	Ohio State	0	3	1961	12-28-68	H	86-93
California (Pa.)	1	0	1986	1-09-86	H	113-75	Oklahoma	0	1	1986	12-13-86	A	92-109
California-Santa Barbara	1	0	1965	12-18-65	H	62-61	Ohio University	1	1	1958	12-21-74	H	67-80
California State-Bakersfield	1	0	1974	2-18-74	H	96-66	Oklahoma City	4	2	1958	12-30-72	A	94-80
Canisius	1	1	1974	1-25-75	A	74-81	Oklahoma State	0	1	1964	12-18-64	N	56-60
Centenary	2	3	1957	2-08-64	A	72-79	Old Dominion	0	1	1979	1-06-79	A	76-80
Central (Mo.)	0	2	1949	12-15-52	H	59-62	Oral Roberts	2	0	1977	2-27-78	A	80-76
Central Florida	4	0	1980	1-26-87	H	84-54	Oregon	1	0	1969	12-04-69	H	100-84
Charleston	2	0	1949	12-09-50	A	74-54	*Oregon State	2	1	1969	12-29-75	A	75-78
Chattanooga	2	0	1963	2-01-75	H	111-70	Palm Beach Atlantic	1	0	1975	12-13-75	H	109-52
Cincinnati	15	11	1972	2-28-77	H	77-75	Panama National	1	0	1966	1-28-66	H	96-73
Citadel	4	4	1958	2-07-68	A	93-50	Pan American	2	0	1970	1-31-72	H	109-83
Clemson	5	6	1951	11-27-76	A	92-108	Parris Island Marines	0	2	1951	1-26-52	H	62-64
Cleveland State	1	0	1980	2-18-80	H	86-83	Penn State	1	1	1972	12-23-78	N	57-64
Colorado State	1	0	1975	12-30-75	N	84-54	Pepperdine	3	0	1951	1-02-71	H	101-82
Connecticut	1	0	1972	1-06-73	H	91-53	Pittsburgh	1	5	1973	12-21-85	A	75-88
Connecticut St. Teachers	1	0	1950	12-14-50	H	76-68	Princeton	0	1	1972	12-15-72	N	59-61
Creighton	0	1	1964	12-29-64	N	77-85	Purdue	1	0	1974	12-26-75	N	69-66
Culver-Stockton	0	1	1951	12-08-51	H	56-59	Rhode Island	1	0	1986	3-13-87	H	107-92
Dayton	3	3	1969	12-30-81	A	79-93	Rice	3	2	1961	1-20-69	A	80-83
David Lipscomb	1	1	1950	1-05-51	A	73-88	Richmond	1	3	1962	12-20-67	A	114-91
Denver	1	0	1972	1-03-72	N	88-70	Rollins	20	2	1951	11-28-67	H	83-59
DePaul	0	1	1954	12-28-64	H	44-52	Rutgers	1	0	1967	12-22-67	H	87-77
Drury	0	1	1949	12-20-49	A	52-59	St. Joseph (Me)	1	0	1985	1-07-85	H	88-72
Duke	0	1	1954	1-03-54	A	75-97	St. Louis	3	0	1977	11-29-82	H	92-54
Duquesne	1	1	1956	2-04-65	N	62-58	St. Louis	11	1	1972	1-23-82	H	89-73
East Carolina	1	0	1968	2-03-68	H	110-100	Samford (Howard)	9	0	1950	1-25-73	A	47-34
East Tennessee State	1	3	1955	1-08-72	H	106-63	San Diego State	0	1	1982	12-29-82	A	85-89
Eastern Kentucky	6	1	1966	12-06-75	A	65-59	San Francisco	0	1	1976	12-18-76	A	87-93
Eckerd	1	0	1978	11-27-78	H	116-71	Santa Clara	1	1	1955	12-17-76	N	94-80
Erskine	1	0	1948	12-28-48	H	49-48	Seton Hall	2	0	1972	12-10-77	N	94-83
Evansville	0	1	1967	12-30-67	A	67-76	Sewanee	3	3	1949	12-17-52	A	58-69
Fairleigh Dickinson	2	0	1974	1-11-78	H	85-43	South Alabama	6	2	1972	2-06-79	A	61-78
Florida	12	24	1951	11-28-86	H	80-76	*South Carolina	9	10	1960	3-6-87	N	85-86
Florida A&M	4	0	1979	12-06-82	H	81-79	South Carolina-Aiken	1	0	1980	1-14-80	H	82-69
Florida Institute of Technology	1	0	1985	12-14-85	H	122-83	South Carolina-Spartanburg	1	0	1986	12-04-86	H	97-69
Florida International	2	0	1984	12-03-84	H	97-43	South Dakota	1	0	1970	12-05-70	H	125-65
Florida Presbyterian	1	0	1967	12-02-67	A	90-66	South Dakota State	1	0	1951	3-31-51	N	85-70
Florida Southern	21	9	1948	2-13-80	A	85-78	South Florida	12	6	1973	2-16-87	H	83-78
Furman	7	2	1957	12-29-84	A	97-75	Southern California	1	2	1968	12-18-70	A	88-84
Georgetown	2	0	1969	1-08-72	H	101-70	Southern Illinois	1	1	1973	1-21-74	A	73-77
George Washington	2	0	1967	1-25-79	A	71-68	Southern Mississippi	10	6	1951	2-28-87	H	117-102
Georgia	19	12	1947	12-01-81	H	67-70	Southwestern (Memphis)	0	1	1948	12-30-48	A	47-54
Georgia Southern (Ga. Tch.)	13	4	1947	1-05-79	N	93-83	Southwestern Louisiana	2	0	1976	3-04-76	A	68-65
Georgia State	3	0	1975	2-21-76	H	92-70	SW Missouri State	0	1	1949	12-21-49	A	52-79
Georgia Tech	15	9	1963	2-10-79	A	72-75	Spring Hill	3	3	1947	1-18-55	A	81-72
Hawaii	1	2	1969	12-22-71	A	76-81	Stetson	28	11	1947	1-12-87	H	83-25
Hofstra	3	0	1968	1-18-75	H	107-71	Steubenville	0	1	1956	12-03-56	A	64-79
Houston	2	3	1962	1-05-74	A	74-79	Tampa	31	8	1959	11-23-85	H	86-62
Illinois State	3	1	1974	2-12-76	H	109-81	Tennessee	2	4	1957	12-30-86	N	91-90
Indiana	0	1	1975	12-08-75	A	59-83	Tennessee-Martin	1	0	1984	12-18-84	H	90-73
Indiana State	0	1	1973	12-27-73	N	92-93	Tennessee Tech	1	0	1957	12-02-57	H	74-71
Jacksonville	29	18	1959	1-03-87	A	78-90	Texas	2	0	1969	12-01-70	A	80-78
Jacksonville (Ala.) State	2	0	1953	12-04-54	H	103-76	Texas A&M	2	1	1956	12-16-77	N	100-77
Kansas	0	1	1966	12-08-66	A	48-62	Texas Christian	0	1	1963	12-12-63	A	60-66
Kansas State	0	1	1966	12-10-66	A	58-81	Toledo	2	0	1976	3-07-80	N	94-91
Kent State	1	1	1969	2-05-70	A	80-79	Troy State	8	1	1947	12-01-77	H	110-82
Kentucky	2	5	1948	3-09-80	N	78-97	Tulane	18	10	1967	2-06-85	H	61-64
Lambuth	0	2	1948	2-28-49	N	49-65	Tulsa	3	0	1963	12-30-82	N	96-80
Lamar Tech	1	0	1965	12-01-65	H	73-68	UCLA	0	1	1972	2-25-72	A	76-81
Louisiana State	2	2	1957	12-16-67	N	130-100	Union (Tenn.)	0	1	1948	12-29-48	A	52-56
Louisville	5	24	1958	2-18-87	A	71-87	Valdosta State	15	0	1961	12-20-86	H	85-75
Loyola of New Orleans	8	13	1951	3-05-66	A	62-63	Vanderbilt	0	2	1960	3-16-87	A	92-109
Madison	2	0	1976	1-12-77	H	69-66	Vermont	1	0	1976	12-30-76	A	76-67
Manhattan	2	0	1963	1-11-71	H	96-68	Virginia Military	2	1	1964	12-20-65	N	65-64
Marquette	1	2	1967	3-01-81	N	81-78	Virginia Tech	10	13	1968	2-25-87	H	107-78
Marshall	1	3	1958	12-07-74	H	90-63	Washington	1	1	1971	12-26-75	N	54-69
*Memphis State	19	25	1953	2-11-87	H	98-89	Washington State	1	0	1971	12-30-71	N	85-61
Mercer	12	8	1948	1-31-77	A	66-65	Wake Forest	1	1	1958	12-22-73	N	66-48
Miami (Ohio)	0	1	1970	12-19-70	N	64-67	Western Carolina	2	0	1965	12-11-86	H	101-76
Miami	24	24	1952	2-26-87	H	108-84	West Virginia	0	3	1955	1-30-58	A	51-103
Milikin	0	1	1951	3-15-51	N	60-91	Western Kentucky	5	0	1973	12-29-79	A	67-65
Millsaps	2	0	1949	1-26-50	N	62-45	Wisconsin	0	1	1961	12-04-61	A	63-64
Minnesota	2	2	1972	12-02-80	A	79-66	Wisconsin-Green Bay	1	0	1986	12-05-86	H	57-49
Mississippi	1	1	1951	2-14-51	A	75-79	Wisconsin-Milwaukee	3	0	1971	1-07-75	H	104-82
Mississippi College	5	1	1948	2-15-51	A	77-54	Wofford	0	2	1948	2-06-48	A	34-77
Mississippi State	3	3	1951	12-21-56	N	71-79	Xavier (Ohio)	0	1	1958	2-04-58	A	60-76

*Forfeit Included

THE RECORD BOOK

All-Time FSU Scores

1947-48—Won 5, Lost 13 (.277)

39 Spring Hill (H)	36
57 Troy State (H)	37
45 Wofford (A)	48
56 Stetson (A)	65
56 Georgia Teachers (H)	60
46 Georgia (A)	65
48 Mercer (H)	61
54 Spring Hill (A)	76
48 Troy State (A)	49
43 Mercer (A)	68
45 Erskine (A)	47
38 Wofford (A)	77
42 Georgia (H)	44
41 Florida Southern (A)	47
47 Georgia Teachers (A)	65
55 Florida Southern (H)	48
41 Stetson (H)	38
49 Erskine (H)	48

1948-49—Won 12, Lost 12 (.500)

53 Mississippi College (H)	21
46 Florida Southern	38
53 Florida Southern	45
68 Troy State (A)	64
50 Lambuth (A)	56
52 Union (A)	59
47 Southwestern (A)	54
49 Stetson (A)	40
40 Stetson (A)	36
56 Tampa (A)	58
56 Mercer (A)	65
63 Troy State (H)	45
52 Oglethorpe (A)	64
59 Mercer (A)	62
60 Tampa (A)	58
46 Mississippi College (A)	57
49 Millsaps (A)	46
47 Oglethorpe (H)	46
35 Sewanee (H)	43
47 Sewanee	39
44 Birmingham Southern (H)	50
52 Mercer (N)	46
47 Tampa (N)	56
49 Lambuth (N)	65

1949-50—Won 15, Lost 10 (.600)

43 Mississippi College (H)	24
51 Mississippi College (H)	45
61 Troy State (H)	27
72 Charleston (H)	37
50 Central (Mo.) (A)	62
52 Drury (A)	59
52 S.W. Missouri State (A)	79
60 Tampa (A)	80
65 Florida Southern (A)	71
48 Florida Southern (A)	59
63 Mercer (H)	45
59 Howard (A)	58
45 Birmingham Southern (A)	55
62 Millsaps (H)	45
61 Stetson (H)	70
61 Mercer (A)	69
50 Howard (H)	39
57 David Lipscomb (H)	53
58 Tampa (H)	56
79 Troy State (A)	71
80 Sewanee (A)	59
85 Sewanee (A)	65
74 Stetson (A)	68
56 Florida Southern (N)	68
74 Mississippi College (N)	63

1950-51—Won 18, Lost 9 (.667)

74 Charleston (A)	54
55 Mercer (A)	52
76 Conn. St. Teachers (H)	68
60 Howard (H)	44
86 Florida Southern (A)	55
61 Miami (A)	80
73 David Lipscomb (A)	88
63 Mississippi (H)	58
66 Stetson (H)	67
44 Florida Southern (H)	41
80 Tampa (H)	69
58 Howard (A)	51
66 Tampa (A)	76
53 Stetson (A)	71
70 Rollins (A)	57

65 Loyola of N.O. (H)	75
75 Mississippi (A)	79
77 Mississippi College (A)	54
69 Mercer (H)	64
62 Rollins (H)	45
64 Howard (N)	54
65 Mercer (A)	69
65 Stetson (N)	58
69 Georgia Teachers (N)	67
85 So. Dakota State (N)	70
61 Pepperdine (N)	59
60 Millikin (N)	91

1951-52—Won 5, Lost 20 (.200)

46 Parris Is. Marines (A)	78
56 Culver-Stockton (H)	59
47 Mississippi State (A)	75
43 Southern Mississippi (A)	84
70 Southern Mississippi (H)	78
54 Springhill (A)	64
48 Sewanee (N)	58
50 Georgia (N)	79
56 Clemson (N)	62
51 Florida (N)	61
32 Loyola of N.O. (A)	74
56 Miami (A)	93
72 Tampa (A)	66
51 Florida Southern (A)	54
75 Georgia Teachers (H)	93
72 Florida Southern (H)	53
62 Parris Is. Marines (H)	64
74 Rollins (H)	71
48 Stetson (A)	58
55 Rollins (A)	69
63 Miami (H)	76
79 Tampa (H)	60
64 Stetson (H)	66
73 Miami (N)	70
57 Tampa (N)	78

1952-53—Won 11, Lost 11 (.500)

62 Mercer (A)	78
68 Georgia Teachers (A)	63
90 Rollins (H)	83
77 Mercer (H)	67
59 Central Missouri (H)	62
58 Sewanee (A)	69
82 Mississippi State (H)	52
66 Loyola of N.O. (H)	72
65 Miami (A)	93
73 Tampa (A)	77
71 Florida Southern (A)	89
79 Rollins (A)	82
73 Memphis State (A)	88
77 Arkansas State (A)	87
76 Stetson (H)	66
79 Florida Southern (A)	77
83 Tampa (H)	74
77 Loyola of N.O. (A)	85
81 Miami (H)	75
83 Stetson (A)	79
87 Mercer (N)	77
81 Stetson (A)	94

1953-54—Won 13, Lost 7 (.619)

75 Mississippi State (A)	87
72 Mercer (H)	80
66 Georgia Teachers (H)	58
72 Jacksonville St. (Ala.) (H)	61
74 Stetson (H)	71
60 Spring Hill (H)	69
74 Tampa (H)	58
76 Loyola of N.O. (H)	80
61 Miami (A)	78
82 Rollins (A)	72
73 Tampa (A)	63
98 Florida Southern (A)	80
60 Stetson (A)	82
85 Rollins (H)	68
99 Florida Southern (H)	71
63 Mercer (A)	70
76 Miami (H)	69
72 Loyola of N.O. (A)	88
89 Georgia Teachers (A)	85
78 Arkansas State (H)	68

1954-55—Won 22, Lost 4 (.846)

103 Jacksonville State (H)	76
75 Georgia Teachers (H)	67
90 Tampa (H)	62
94 Stetson (H)	79
71 Miami (H)	66
79 Florida (N)	82
97 Georgia (N)	87
75 Duke (A)	97
73 Florida Southern (A)	69
96 Tampa (A)	61
90 Georgia (H)	81
81 Spring Hill (A)	72
91 Mississippi State (A)	76
84 Stetson (A)	73
86 Rollins (H)	74
84 Florida Southern (H)	73
88 Georgia (A)	79
110 Rollins (A)	82
95 Loyola (A)	101
102 Mississippi State (H)	86
87 Loyola (H)	84
86 Miami (A)	80
86 Stetson (H)	77
91 Georgia Teachers (H)	83
93 Montana State (N)	84
88 Beloit (N)	110

1955-56—Won 16, Lost 9 (.640)

63 North Carolina (A)	88
54 E. Tennessee St. (A)	80
101 Rollins (H)	67
91 Stetson (H)	78
89 Tampa (A)	67
104 Morningside (H)	83
76 Clemson (N)	94
86 Boston University (N)	52
71 Mississippi State (N)	79
69 West Virginia (N)	78
59 Santa Clara (N)	61
85 New York Univ. (N)	83
78 Miami (H)	76
71 Rollins (A)	70
79 Georgia (A)	90
81 Georgia Teachers (A)	90
85 Loyola of N.O. (H)	75
90 Troy State (H)	65
88 Tampa (H)	73
92 Florida Southern (H)	73
85 Florida Southern (A)	81
89 Stetson (A)	83
85 Miami (A)	91
72 Loyola of N.O. (A)	75
80 Georgia (H)	75

1956-57—Won 9, Lost 17 (.346)

55 Duquesne (A)	70
64 Dubuqueville (A)	79
54 West Virginia (A)	88
66 Bradley (A)	90
65 Florida (A)	67
74 Texas A&M (H)	83
59 East Tennessee State (H)	65
68 Georgia (H)	72
75 Morehead State (N)	97
108 Furman (N)	96
59 North Carolina State (A)	64
77 Miami (H)	85
70 Stetson (A)	97
104 Stetson (H)	86
86 Georgia (A)	63
82 Tampa (A)	67
97 Rollins (A)	94
63 Florida Southern (A)	73
67 Florida Southern (H)	78
96 Rollins (H)	79
81 Southern Mississippi (H)	72
79 Loyola of N.O. (H)	77
82 Miami (A)	98
88 Tampa (H)	57
74 Centenary (A)	92
56 Loyola of N.O. (A)	82

1957-58—Won 9, Lost 16 (.360)

74 Tennessee Tech (H)	71
84 Murray State (H)	60
75 Tennessee (A)	74
70 Florida (A)	71
89 Furman (A)	95
56 Loyola of N.O. (A)	82
65 Louisiana State (A)	67
57 Citadel (N)	59
92 Georgia (N)	80
67 Loyola of N.O. (H)	79
72 Tampa (H)	53
56 Memphis State (A)	59

77 Stetson (H)	60
71 Miami (H)	70
51 West Virginia (A)	103
68 Marshall (A)	109
66 Ohio University (A)	86
60 Xavier of Ohio (A)	76
62 Army (H)	71
57 Oklahoma City (H)	62
80 Rollins (H)	51
51 Memphis State (H)	68
66 Miami (A)	86
56 Tampa (A)	79
85 Georgia (H)	77

1958-59—Won 8, Lost 15 (.347)

68 Kentucky (A)	91
73 Furman (H)	72
100 Spring Hill (H)	70
64 Wake Forest (A)	73
82 Florida (H)	60
74 Auburn (A)	95
79 Miami (N)	85
72 Georgia (N)	83
82 Louisiana State (H)	67
62 Auburn (H)	69
65 Southern Mississippi (H)	62
72 Memphis State (H)	75
93 Miami (H)	69
91 Georgia (A)	94
75 Oklahoma City (A)	103
63 Centenary (A)	87
61 Loyola of N.O. (H)	60
71 Murray State (A)	96
69 Memphis State (A)	93
84 Oklahoma City (H)	98
91 Stetson (A)	98
94 Rollins (A)	83
85 Miami (A)	92

1959-60—Won 10, Lost 15 (.400)

78 Louisiana State (A)	89
64 Loyola of N.O. (A)	71
71 Florida (A)	81
58 Auburn (A)	62
86 Alabama (A)	74
64 Clemson (A)	68
63 Auburn (H)	76
86 Jacksonville (A)	69
66 Georgia (N)	69
93 South Carolina (H)	75
74 Citadel (H)	76
81 Centenary (H)	71
78 Southern Mississippi (A)	87
71 Memphis State (A)	86
72 Tampa (H)	67
91 Miami (H)	93
78 Morehead State (H)	75
68 Tampa (A)	83
67 Memphis State (H)	83
101 Rollins (H)	58
105 Furman (A)	98
60 Citadel (A)	100
69 Loyola of N.O. (H)	50
89 Miami (A)	107
95 Georgia (H)	82

1960-61—Won 14, Lost 10 (.583)

88 Tampa (H)	60
63 Kentucky (A)	58
55 Vanderbilt (A)	75
57 Auburn (A)	74
74 Clemson (H)	57
67 Florida (H)	74
72 South Carolina (A)	82
65 Clemson (A)	64
56 Georgia (N)	62
68 Tennessee (A) (OT)	70
73 Loyola of N.O. (H)	55
89 Miami (H)	88
67 Auburn (N)	74
78 Rollins (A)	70
68 Alabama (H)	57
83 Citadel (H)	77
86 Valdosta State (H)	66
77 Georgia (A)	68
66 Citadel	79
99 Furman (H)	57
74 Florida (A)	75
116 Tampa (A)	95
73 Miami (A)	75
72 Loyola of N.O. (A)	68

1961-62—Won 15, Lost 8 (.651)

57 Ohio State (A)	72
63 Wisconsin (A)	64
76 Rice (H)	66

THE RECORD BOOK

85 Florida (A)	71
56 Auburn (A)	52
77 Clemson (H)	82
69 Tennessee (A)	62
57 Auburn (H)	62
64 Furman (A)	74
69 Clemson (A)	75
110 Rollins (H)	53
65 Miami (H)	60
57 Alabama (A)	72
81 Oklahoma City (A)	79
76 Houston (A)	84
72 Valdosta State (H)	42
91 Tampa (H)	71
71 Georgia (A)	62
79 Florida (H)	56
83 Miami (A)	80
123 Tampa (H)	92
101 Georgia (H)	69

1962-63—Won 15, Lost 10 (.600)

92 Tampa (H)	60
65 Valdosta State (H)	42
59 Florida (H)	80
47 Auburn (A)	65
72 Alabama (H)	63
54 Kentucky (A)	83
83 Miami (H)	77
56 Richmond (H)	62
77 Georgia (N)	69
49 Alabama (N)	48
79 Georgia Southern (N)	60
65 Tennessee (A)	66
72 Chattanooga (A)	55
77 Miami (H)	74
88 Georgia (H)	54
76 Georgia (A)	90
55 Georgia Tech (A)	70
58 Florida (A)	94
76 Houston (H)	69
63 Alabama (A)	61
61 Valdosta State (A)	56
73 Stetson (H)	57
82 Centenary (H)	68
73 Phillips 66 Oilers (H)	82
70 Miami (A)	99
80 Tampa (A)	58

1963-64—Won 11, Lost 14 (.444)

55 Florida (A)	78
69 Auburn (H)	67
53 Alabama (A)	62
81 Rice (A)	102
60 Texas Christian (A)	66
107 Tampa (H)	61
91 Tulsa (H)	76
53 Air Force (N)	78
65 Manhattan (N)	81
85 Richmond (A)	69
72 Virginia Military (A)	83
80 Miami (H)	78
91 Memphis State (H)	90
64 Georgia (H)	63
50 Florida (H)	52
59 Auburn (A)	63
95 Alabama (H)	77
57 Furman (H)	48
72 Centenary (A)	79
72 Memphis State (A)	84
73 Georgia Tech (A)	77
101 Jacksonville (H)	77
80 Stetson (A)	60
80 Miami (A)	82
70 Georgia (A)	85

1964-65—Won 16, Lost 10 (.620)

81 Valdosta State (H)	57
76 Virginia Military (H)	72
68 Auburn (A)	92
73 Alabama (A)	76
51 Florida (H)	50
56 Oklahoma State (N)	60
82 Baylor (N)	64
43 Tennessee (N)	65
74 Tulsa (A)	72
44 DePaul (N)	52
77 Creighton (N)	85
81 Rice (N)	56
64 Georgia (A) (OT)	55
67 Miami (H)	66
74 Memphis State (H)	61
72 Georgia Tech (H)	65
58 Auburn (H)	55
66 Alabama (H)	75
62 Duquesne (H)	58

81 Memphis State (A)	70
97 Jacksonville (H)	74
76 Georgia Tech (A)	77
71 Tampa (A)	77
65 Florida (A)	64
75 Miami (H)	82
85 Georgia (H)	83

1965-66—Won 15, Lost 11 (.577)

73 Lamar Tech (H)	68
69 Valdosta (H)	68
121 Tampa (H)	57
62 Florida (A)	75
80 North Carolina (A)	115
62 Calif.-Santa Barbara (H)	61
65 V.M.I. (A)	64
58 Auburn (A)	59
64 Auburn (A)	80
57 Georgia (A)	63
78 Miami (H)	62
73 Loyola of N.O. (H)	53
67 Memphis (H)	63
65 Florida (H)	74
86 Jacksonville (A)	90
96 Panama Nationals (H)	59
71 Georgia Tech (H)	66
66 Memphis (A)	81
62 Loyola of N.O. (A)	63
70 Auburn (H)	49
88 Georgia Tech (A)	95
77 Samford (H)	66
99 Florida Southern (H)	54
99 Tampa (A)	70
90 Miami (A)	112
87 Georgia (H)	69

1966-67—Won 11, Lost 15 (.423)

62 Valdosta State (H)	58
76 Rice (H)	72
30 Florida (A)	50
48 Kansas (A)	62
58 Kansas State (A)	81
76 Richmond (A)	80
59 Eastern Kentucky (A)	81
83 Citadel (A)	67
54 North Carolina (A)	81
79 Alabama (A)	80
59 Auburn (A)	67
61 Miami (H)	60
85 Tulane (A)	87
42 Memphis State (A)	46
81 Jacksonville (H)	70
71 Marshall (H)	77
68 Georgia Tech (H)	75
109 Tampa (H)	72
55 Memphis State (H)	51
68 Jacksonville (A)	67
100 Tulane (H)	90
84 Florida Southern (A)	76
75 Florida (H)	90
84 Georgia Tech (A)	102
87 Tampa (A)	84
90 Miami (A)	110

1967-68—Won 19, Lost 5 (.704)

90 Fla. Presbyterian (A)	66
69 Ohio State (A)	76
87 Florida (H)	95
104 Samford (H)	89
58 Marquette (A)	78
130 Louisiana State (N)	100
114 Richmond (H)	91
87 Rutgers (H)	77
94 Geo. Washington (A)	69
67 Evansville (A)	76
96 Citadel (A)	75
111 Stetson (H)	81
122 Miami (H)	93
92 Jacksonville (H)	79
73 Georgia Tech (A)	57
109 Hofstra (H)	71
81 Valdosta State (H)	71
80 North Carolina (A)	86
110 East Carolina (H)	100
93 Citadel (H)	50
104 Florida Southern (H)	82
106 Jacksonville (A)	65
64 Florida (A)	89
72 Georgia Tech (H)	67
72 Stetson (A)	90
84 Miami (A)	66
69 East Tenn. State (A)	79

*NCAA Mid East Regionals

1968-69—Won 18, Lost 8 (.692)

120 Valdosta State (H)	75
111 Miami (A)	88
93 Jacksonville (A)	84
74 Virginia Tech (A)	77
78 Louisiana (A)	79
70 Southern California (H)	93
86 Ohio State (H)	93
104 New Hampshire (H)	52
68 Jacksonville (A)	76
97 Tulane (A)	94
86 Miami (H)	81
67 Kent State (H)	76
99 Tulane (H)	90
80 Rice (A)	83
92 Hawaii (H)	60
87 South Carolina (H)	76
93 Jacksonville (H)	80
84 Valdosta State (A)	63
70 Clemson (A)	67
82 North Carolina (A)	100
95 Stetson (H)	67
79 Dayton (H)	71
76 Georgia Tech (H)	84
96 Georgia Tech (A)	80
84 Florida Southern (A)	79
89 Miami (A)	86

1969-70—Won 23, Lost 3 (.885)

69 Oregon State (H)	68
100 Oregon (H)	84
107 Rollins (A)	86
75 North Carolina (A)	86
98 Georgetown (H)	65
79 Louisville (H)	69
82 Texas (H)	61
86 Army (N)	51
88 Florida (N)	63
121 Pepperdine (A)	83
68 So. California (A)	71
87 Arizona (A)	78
104 Miami (H)	63
82 Tulane (A)	77
122 Clemson (H)	80
89 Georgia Tech (A)	83
89 Jacksonville (H)	83
83 Virginia Tech (H)	73
80 Kent State (A)	79
82 Dayton (A)	76
98 Florida Southern (H)	74
112 Tulane (H)	77
81 Jacksonville (A)	85
97 Georgia Tech (H)	80
94 Stetson (A)	64
112 Miami (A)	96

1970-71—Won 17, Lost 9 (.654)

80 Texas (A)	78
106 Biscayne (H)	70
125 South Dakota (H)	65
117 Southern Mississippi (N)	84
108 Jacksonville (A)	114
111 Valdosta State (H)	63
85 So. California (N)	94
64 Miami (Ohio) (N)	67
95 Pan American (A)	90
95 Arizona (H)	85
101 Pepperdine (H)	82
114 Miami (H)	106
96 Manhattan (H)	68
69 Tulane (A)	88
122 Samford (H)	79
78 Stetson (H)	71
67 Georgia Tech (H)	85
65 Jacksonville (A)	83
82 California-Irvine (H)	69
98 Wisconsin-Milw. (H)	61
81 Georgia Tech (A)	76
113 Georgia Southern (A)	81
79 Jacksonville (H)	90
61 North Carolina (A)	70
74 Florida Southern (A)	66
94 Miami (A)	100

1971-72—Won 27, Lost 6 (.818)

112 Oglethorpe (H)	69
96 Eastern Kentucky (H)	83
90 Stetson (N)	54
90 Jacksonville (A)	83
134 Valdosta State (H)	65
(10) Hawaii (A) (Portlet)	(30)
76 Hawaii (A)	81
85 Washington (N)	77
73 Oregon State (N)	72
85 Washington State (N)	61

88 Denver (N)	70
63 St. Louis (N)	62
106 E. Tennessee State (H)	63
96 Mercer (H)	78
86 Houston (H)	79
105 South Alabama (H)	72
71 Georgia Tech (A)	69
82 Jacksonville (H)	84
84 Florida Southern (H)	63
109 Pan American (H)	83
86 Houston (A)	94
104 South Alabama (A)	81
94 Tulane (H)	84
108 Georgia Tech (H)	50
70 Jacksonville (A)	61
49 Stetson (A)	47
94 Biscayne (A)	66
64 Cincinnati (A)	88
(NCAA Tournament)	
83 Eastern Kentucky (N)	81
70 Minnesota (N)	56
73 Kentucky (N)	54
79 North Carolina (N)	75
76 UCLA (A)	81

1972-73—Won 18, Lost 8 (.692)

109 Georgia Southern (H)	97
87 Eastern Kentucky (N)	70
97 Biscayne (H)	62
59 Princeton (N)	61
85 Baylor (N)	67
68 Alabama (N)	74
91 Northwestern (N)	73
70 Penn State (N)	60
77 Brigham Young (N)	80
94 Oklahoma City (A)	80
91 Connecticut (H)	55
101 Georgetown (H)	70
78 Cincinnati (H)	74
84 Stetson (H)	67
66 Jacksonville (A)	70
47 Samford (A)	34
78 Southern Ill. (H)	73
95 South Florida (H)	73
82 Virginia Tech (A)	91
80 Seton Hall (N)	61
62 Cincinnati (A)	89
83 Jacksonville (H)	74
79 North Carolina (N)	91
86 South Alabama (A)	69
59 Marshall (H)	71
112 Mercer (H)	94

1973-74—Won 18, Lost 8 (.692)

92 Hofstra (H)	63
109 Biscayne (H)	71
65 Clemson (N)	58
60 Pittsburgh (N)	82
93 Eastern Kentucky (A)	60
78 Louisville (A)	90
88 Memphis State (H)	80
107 W. Kentucky (N)	87
66 Wake Forest (N)	48
92 Indiana State (N)	93
84 Wisc.-Milw. (N)	94
99 Texas A&M (N)	79
74 Houston (A)	79
85 Virginia Tech (N)	89
92 Georgia Southern (N)	80
94 South Florida (A) (OT)	95
73 South Illinois (A)	77
78 Jacksonville (H)	74
90 New Mexico (H)	71
91 Canisius (H)	74
118 South Florida (H)	84
89 Jacksonville (A)	113
85 North Carolina (N)	104
105 South Alabama (H)	63
86 Fairleigh Dickinson (H)	58
96 South Alabama (A)	91

1974-75—Won 18, Lost 8 (.692)

81 Valdosta State (H)	74
72 Illinois State (H)	70
90 Marshall (H)	63
69 Memphis State (A)	70
75 Louisville (H)	84
96 Cal. State-Bakersfield	66
67 Ohio University (H)	60
69 Purdue (N)	66
61 Louisville (A)	79
107 Eastern Kentucky (H)	75
104 Wisconsin-Milw. (H)	82
88 Biscayne (A)	59
71 South Florida (A)	77
107 Hofstra (H)	71

THE RECORD BOOK



95 Biscayne (A)	85
75 Canisius (A)	81
78 New Mexico (A) (OT)	84
111 UT-Chattanooga (H)	70
63 Jacksonville (H)	55
101 Georgia Southern (N)	77
81 Georgia State (H)	72
71 Jacksonville (A)	76
104 Georgia Southern (H)	71
91 Mercer (H)	68
77 South Florida (H)	64
54 Stetson (A)	63

1975-76—Won 21, Lost 6 (.778)

90 Rollins (H)	47
65 Eastern Kentucky (A)	59
59 Indiana (A)	83
81 Stetson (H)	71
109 Palm Beach Atlantic (H)	52
78 South Florida (N)	71
72 Alabama (N)	76
54 Washington (N)	69
75 Oregon State (N)	78
80 Colorado State (N)	54
88 Western Kentucky (H)	80
77 Jacksonville (A)	54
107 Baptist College (H)	54
100 Memphis State (H)	79
76 South Florida (A)	72
110 Southwestern La. (H)	70
66 Georgia State (A)	58
80 Illinois State (A)	58
80 Illinois State (A) (OT)	82
88 South Florida (H)	62
109 Illinois State (H)	81
85 Madison (A)	65
74 Jacksonville (H)	65
92 Georgia State (H)	70
106 Valdosta State (H)	61
90 Mercer (H)	76
68 Southwestern La. (A)	65
81 Dayton (A)	95

1976-77—Won 16, Lost 11 (.592)

70 Toledo (N)	66
92 Clemson (A)	108
109 Missouri Western (H)	80
97 Austin Peay (H)	86
63 Missouri (A)	65
94 Santa Clara (N)	80
87 San Francisco (A)	93
71 Army (N)	72
76 Vermont (A)	67
75 Louisville (A)	78
93 Western Kentucky (A)	73
83 Troy State (H)	69
69 Madison (H)	66
75 Memphis State (A)	81
97 South Florida (A)	84
115 South Alabama (H)	86
70 Jacksonville (A)	77
65 N.C.-Charlotte (H)	76
66 Mercer (A)	65
139 Baptist (H)	72
57 Kentucky (A)	97
87 Stetson (A)	80
76 Dayton (A)	71
64 Jacksonville (H)	70
103 South Florida (H)	72
91 Oral Roberts (H)	87
72 Georgia Tech (N)*	67

1977-78—Won 23, Lost 6 (.793)

83 Rollins (H)	59
110 Troy State (H)	82
90 St. Leo (H)	49
76 South Florida (A)	67
94 Seton Hall (A)	63
100 Texas A&M (A)	77
82 Navy (A)	55
97 Missouri (H)	64
75 Cincinnati (A)	77
71 Tulane (A)	56
74 Minnesota (A)	88
87 Tulane (A)	85
85 Fairleigh Dickinson (H)	43
103 Tulane (H)	85
76 Cincinnati (H)	66
70 Louisville (A)	75
88 St. Louis (A)	57
56 South Alabama (H)	58
72 St. Louis (A)	68
95 Memphis State (A)	89
89 Memphis State (H)	82
79 UNC-Charlotte (A)	88

81 Louisville (H)	72
78 Georgia Tech (H)	70
85 Georgia Tech (A)	82
80 Oral Roberts (A)	76
71 Georgia Tech (A)	69
93 Louisville (A)	94
76 Kentucky (A) (NCAA)	85

1978-79—Won 18, Lost 10 (.642)

116 Eckerd (H)	71
70 Western Kentucky (H)	59
71 Auburn (A)	70
68 Florida (H)	61
106 Florida Southern (H)	75
80 Dayton (A)	97
57 Penn State (N)	64
85 Alabama-Birmingham (A)	66
68 Jacksonville (A)	71
96 Georgia Southern (N)	83
76 Old Dominion (A)	80
60 Tulane (A)	74
61 St. Louis (A)	59
93 Memphis State (A)	86
65 Louisville (H)	87
79 Georgia Tech (H)	73
71 George Washington (A)	68
80 Cincinnati (A)	77
89 Tulane (H)	84
71 Louisville (A)	84
84 Jacksonville (H)	81
61 South Alabama (A)	78
73 Georgia Tech (A)	75
84 St. Louis (H)	79
76 Cincinnati (H)	71
90 Memphis State (H)	87
101 Tulane (A)	92
35 Memphis State (A)	34
60 Virginia Tech (A)	68

1979-80—Won 22, Lost 9 (.709)

101 Florida A&M (H)	63
76 Jacksonville (H)	77
89 South Florida (A)	71
87 Florida (N)	70
80 Memphis State (A)	78
81 Marquette (N)	78
112 Minnesota (H)	91
67 Western Kentucky (A)	65
108 Tulane (N)	97
75 St. Louis (A)	73
84 South Florida (H)	69
74 Memphis State (A)	69
79 Tulane (A)	80
82 South Carolina-Aiken (H)	69
64 Marquette (A)	74
77 Virginia Tech (H)	79
73 Louisville (A)	79
54 Cincinnati (A)	52
73 Auburn (H)	69
55 Memphis State (H)	54
77 Cincinnati (H)	74
85 Florida Southern (A)	78
71 St. Louis (A)	69
64 Jacksonville (A)	55
86 Cleveland State (H)	83
89 Alabama-Birmingham (H)	87
76 Virginia Tech (A)	78
75 Louisville (H)	83
85 Tulane (A)	73
79 Cincinnati (A)	69
72 Louisville (A)	81
94 Toledo (NCAA) (A)	91
78 Kentucky (NCAA) (A)	97

1980-81—Won 17, Lost 11 (.607)

57 Central Florida (H)	41
66 Minnesota (A)	79
59 Jacksonville (H)	57
74 Florida (N)	81
74 Auburn (A)	78
68 Missouri (N)	64
64 Georgia (N)	62
78 South Carolina (N)	80
84 Memphis State (H)	66
79 Cincinnati (A)	77
87 Baptist College (H)	60
70 Virginia Tech (A)	98
78 Louisville (A)	80
59 Jacksonville (A)	50
79 Tulane (H)	61
82 Florida (A)	71
74 Tulane (A)	68
71 St. Louis (A)	72
73 Louisville (H)	82
70 St. Louis (H)	57

79 Cincinnati (H)	80
80 Virginia Tech (H)	76
70 South Carolina (A)	83
92 Florida A&M (H)	79
84 St. Louis (N)	77
57 Cincinnati (N)	58

1981-82—Won 11, Lost 17 (.393)

81 Florida A&M (H)	67
67 Georgia (H)	70
94 Jacksonville (N)	93
67 South Florida (N)	82
80 Jacksonville (H)	83
65 Florida (N)	81
76 Auburn (H)	77
82 South Carolina (A)	77
76 UNC-Charlotte (N)	73
79 Dayton (A)	93
57 Louisville (A)	79
63 Memphis State (A)	90
82 Florida (H)	67
75 St. Louis (A)	74
69 Virginia Tech (A)	85
89 St. Louis (H)	73
101 St. Leo (H)	74
79 Jacksonville (A) (OT)	80
71 Louisville (H)	65
53 Tulane (A)	66
61 Tulane (H)	62
60 Memphis State (H)	62
83 Cincinnati (A)	84
84 South Carolina (H)	87
76 Virginia Tech (H)	77
71 Cincinnati (H)	73
54 Tulane (N)	49
73 Louisville (N)	97

1982-83—Won 14, Lost 14 (.500)

92 St. Leo (H)	54
68 Auburn (A)	78
81 Florida A&M (H)	79
77 South Florida (N)	90
81 Jacksonville (N)	66
63 Florida (H)	84
74 Pittsburgh (H)	75
85 San Diego State (A)	89
96 Tulsa (N)	80
74 New Mexico (A)	71
61 Jacksonville (A)	60
69 Louisville (H)	96
84 Southern Mississippi (H)	82
69 Virginia Tech (A)	70
86 Cincinnati (H)	78
71 Southern Mississippi (A)	65
90 South Carolina (A) (OT)	85
48 Cincinnati (A)	63
63 Louisville (A)	69
83 Jacksonville (H)	74
79 Tulane (H) (2 OT)	80
82 Virginia Tech (H)	78
79 New Mexico (H)	77
74 Memphis State (H)	72
76 South Carolina (H)	79
67 Memphis State (A)	94
66 Tulane (A)	71
74 Memphis State (N)	84

1983-84—Won 20, Lost 11 (.645)

95 Central Florida (H)	56
83 Tampa (H)	70
67 Florida (A)	60
69 Auburn (H)	76
76 Jacksonville (H)	63
94 Florida International (H)	75
89 Pittsburgh (A)	102
87 Florida (H)	64
93 Furman (H) (OT)	91
68 South Carolina (H)	76
83 Southern Mississippi (A)	64
43 Tulane (A)	50
71 Cincinnati (H)	57
92 Baptist College (H)	75
71 Louisville (A)	95
87 South Carolina (A)	82
78 Southern Mississippi (H)	74
75 Louisville (H)	60
69 Memphis State (H)	73
47 Jacksonville (A)	56
67 Memphis State (A)	75
52 Tulane (H)	51
51 South Florida (A)	53
58 Virginia Tech (H)	57
85 Cincinnati (A)	64
93 Virginia Tech (A)	79
82 Monmouth College (H)	55
72 South Carolina (N)	65
63 Memphis State (N)	65
74 North Carolina State (N) (OT)	71
63 Pittsburgh (N)	66

1984-85—Won 14, Lost 16 (.466)

89 Tampa (H)	52
65 Florida (H)	68
97 Florida International (H)	43
61 Jacksonville (A)	60
90 Tennessee-Martin (H)	73
83 Pittsburgh (N)	76
97 Furman (A)	75
62 Cincinnati (A)	63
69 North Carolina (N)	78
88 St. Josephs (H)	72
54 South Florida (H)	56
62 Louisville (H)	63
71 Virginia Tech (A)	85
66 North Carolina State (A)	72
69 Memphis State (H)	74
63 Southern Miss (A)	77
61 Tulane (A)	64
77 South Carolina (A)	92
79 Florida (A)	86
74 Tulane (H)	51
91 Southern Miss (H)	79
88 Jacksonville (H)	72
68 Memphis State (A)	70
62 Louisville (A)	83
75 Virginia Tech (H)	87
86 Cincinnati (H)	60
87 South Carolina (H)	75
97 Virginia Tech (N)	93
75 Cincinnati (N)	65
86 Memphis State (N) (OT)	90

1985-86—Won 12, Lost 17 (.414)

86 Tampa (H)	62
66 Florida (A)	85
76 North Carolina State (H)	67
91 Western Carolina (H)	83
122 Florida Tech	83
89 Alabama (A)	100
75 Pitt (A)	88
64 North Carolina (A)	109
62 Jacksonville (H)	69
76 Central Florida (H)	58
113 California Univ.-Pa. (H)	75
76 Cincinnati (H)	73
64 Louisville (H)	85
92 Southern Mississippi (H)	94
75 Miami (A)	83
55 New Orleans (A)	76
73 Virginia Tech (A)	86
73 South Carolina (A)	81
90 Miami (H)	72
96 Southern Miss (A)	102
73 Memphis State (A)	99
96 New Orleans (H)	77
72 Cincinnati (A)	78
67 Louisville (A)	89
82 Memphis State (H)	80
84 Virginia Tech (H)	92
68 South Carolina (H)	62
77 Virginia Tech (N)	76
71 Memphis State (N)	73

FSU 1986-87 Results

80 Florida (H)	76
97 South Carolina-Spartanbg (H)	69
72 Alabama (H)	71
92 Oklahoma (A)	109
101 Western Carolina (A)	76
85 Valdosta State (H)	75
84 Alcorn State (N)*	62
91 Tennessee (N-OT)*	90
78 Jacksonville (A)	90
57 Wisconsin-Green Bay (H)	49
64 Louisville (H) Metro	75
83 Stetson (H)	75
67 Cincinnati (A) Metro	69
68 Memphis State (A) Metro	76
60 South Carolina (H) Metro	63
94 Southern Miss (A) Metro	74
76 Central Florida (H)	57
79 Virginia Tech (A)-OT Metro	82
77 Cincinnati (H) Metro	75
57 Miami (A)	63
98 Memphis State (H) Metro	89
80 South Carolina (A) Metro	72
83 South Florida (H)	87
71 Louisville (A) Metro	78
107 Virginia Tech (H) Metro	78
108 Miami (H)	84
117 Southern Miss (H) Metro	102
85 South Carolina (N) Metro	86
107 Rhode Island (H) NIT	92
92 Vanderbilt (A) NIT	109

*Red Lobster Classic (1st Place)

THE RECORD BOOK

Basketball Lettermen Club

A

Abraham, Ansley 1974
 Adams, Arthur 1949
 Aldridge, Archie 1974
 Allen, Herbert 1976
 Allen, Randy 1984, 85, 86, 87
 Anderson, Kris 1977, 78, 79, 81
 Arnold, Granville 1983, 84
 Arnold, Rodney 1980, 81
 Artmeier, Richard 1954, 55
 Ashworth, Rufus 1961

B

Barrow, Tim 1968
 Barber, Pee Wee 1986, 87
 Benjamin, Lee 1949
 Benson, Rick 1952, 53
 Biggs, Donald 1966
 Bloodworth, John 1966
 Boltz, Daniel 1957, 58, 59
 Bozeman, James 1978, 79, 81
 Brennan, John 1975
 Brodie, Mark 1975
 Brown, Murray 1977, 78, 79, 80
 Brownard, Dave 1973, 74
 Burke, Dennis 1973, 74
 Burst, Thomas 1953
 Burt, John 1969, 70
 Bush, Ken 1969
 Byrd, Carlton 1974, 75, 76, 77

C

Cable, Randy 1968, 69, 70
 Calkin, Jim 1972
 Campbell, Rick 1967
 Carter, Tony 1985, 86, 87
 Casteel, Robert 1957, 58, 59, 60
 Chasse, Richard 1974, 75
 Chatman, Ed 1979
 Choice, Raleigh 1986, 87
 Clyde, Benny 1973
 Cole, Otis 1972, 73, 74
 Collinsworth, Greg 1979, 80, 81
 Coogler, Faurest 1961
 Cotton, Bill 1961
 Cowens, David 1968, 69, 70
 Cox, Jerry 1978, 79, 80
 Cundy, Tom 1952, 53, 54, 55

D

Danford, Richard 1966, 67, 68
 Davis, Harry 1975, 76, 77, 78
 Davis, Jack 1961
 Davis, LaRae 1985, 87
 DePathy, Bob 1968
 Dillard, Mickey 1977, 78, 80, 81
 Doyle, Kenneth 1967, 68
 Durham, Hugh 1957, 58, 59

E

Eason, Michael 1966
 Edney, Tim 1961
 Ek, Bob 1962, 63
 Ellzy, Vernell 1970, 71

F

Fairchild, Charles 1965
 Farrar, Joe 1984, 85
 Fedor, Dave 1959-62
 Fischer, Louis 1950, 51, 52
 Fitchett, Jerome 1985, 86, 87
 Forkey, Russell 1966
 Fryer, Artie 1972

G

Garcia, Thomas 1957
 Garrett, Rowland 1970, 71, 72
 Gay, Larry 1971, 72, 73
 Gies, Jan 1968, 69, 70
 Gilmore, Oren 1981, 82
 Gipson, Alton Lee 1984, 85
 Gisswold, Bill 1963
 Glenn, Bill 1966, 67
 Glover, Roy 1970
 Gonzalez, Pete 1963, 65
 Gordon, Duane 1953
 Grady, Greg 1973, 74, 75, 76
 Gregory, Stu 1957
 Guckenberger, Buzz 1955, 59

H

Harris Eugene 1974, 75, 76, 77
 Harris, Ron 1970, 71, 72
 Harrison, John 1974, 75

Hartman, Bob 1951
 Hilaman, Sheldon 1948
 Hogan, Jeff 1967, 68, 69
 Huge, Cal 1963
 Hunter, Tat 1986, 87

J

Jackson, Tony 1977, 78, 79, 80
 Jacoby, Leroy 1956, 57, 58
 Johnson, Michael 1982, 83, 84
 Johnson, Otis 1973

K

Karasek, Tony 1985, 87
 Kimrey, Lannie 1969
 King, Ron 1971, 72, 73
 Klay, Dale 1969, 69
 Kuhl, Donnie 1977, 78, 79, 81
 Kundid, Michael 1976

L

Lanigan, Robert 1947
 Leakey, Ken 1964, 65
 Leitch, Colin 1966
 Long, Charlie 1961, 62, 63
 Loucks, Donald 1948
 Lovell, Bobby 1963, 64, 65

M

Mabry, Thomas 1985, 86
 Macklin, Kenneth 1969, 70
 McCloud, George 1986, 87
 MaComber, Darryl 1969, 70
 Malmen, Ronald 1965, 66
 Mann, Hank 1975, 78, 79
 Marsee, Bud 1950, 51
 Martello, Vince 1983, 84
 Martin, Terry 1985
 Matchett, Scott 1981
 Mateer, Craig 1986, 87
 McCrary, Benjamin 1947
 McCrary, Lawrence 1972, 73, 74
 Menacof, Nick 1959
 Miles, Bobby 1982, 83, 84
 Moore, Larry 1967, 68
 Morison, Bruce 1965, 66

Morrison, Ian 1967
 Murphy, Brian 1968
 Myrick, Maurice 1982, 83, 84, 85

N

Nemergut, Ron 1971
 Nettles, Ronald 1949

O

Oler, James 1953

P

Parker, William 1948
 Parks, Bobby 1978, 79, 80, 81
 Patton, Wayne 1955
 Peay, James 1948
 Peacock, William 1964, 65
 Pence, Robert 1950, 51, 52, 53
 Perkins, Zach 1973, 74, 75, 76
 Petty, Otto 1971, 72, 73
 Phillip, Raphael 1982, 83
 Philips, William 1966

R

Reeves, Dale 1963
 Reynolds, Carl 1968, 69
 Richardson, Jimtom 1952
 Ricketts, Dale 1963
 Rogers, Peter 1963, 64
 Rolle, Elvis 1980, 81
 Ross, David 1967, 68
 Royals, Reggie 1971, 72, 73

S

Samuel, Greg 1971, 72
 Schull, Gary 1964, 65
 Shaffer, David 1966
 Shaffer, Dean 1984, 85
 Shirley, Jerry 1963, 64, 65
 Simmons, James 1974, 75
 Smalls, Wayne 1974, 75, 76, 77
 Smith, James 1976, 77, 78
 Smith, Jerry 1960, 61
 Speights, David 1982, 83, 84, 85
 Stewart, Darryle 1966, 67, 68
 Stitt, Cyril 1973, 74, 75

Stolson, Galen 1966
 Strom, Larry 1957
 Swain, Ray 1961, 62

T

Thompson, David 1976, 77, 78
 Tookes, Pernell 1979, 80, 81
 Towey, Jim 1974, 75, 76, 77
 Trammell, Jeffrey 1976
 Twomey, Fred 1957

V


Vetica, Dave 1977

W

Waits, Robert 1957
 Wallace, Jim 1964
 Ward, Bob 1957
 Warren, Larry 1974, 75, 76
 Watson, Ronald 1982, 83, 84
 Wernke, Paul 1953
 Westhafer, Jerry 1952, 53
 Westhafer, Joe 1957
 Wiggins, Mitchell 1982, 83
 Wilkes, Scott 1982, 83
 William, Tony 1982, 83, 84
 Williams, Bob 1957
 Williams, Joseph 1957
 Williams, Willie 1969, 70
 Wold, Gary 1953
 Woodard, Wayne 1975
 Wright, William 1972
 Wyman, Jr., Orlando 1948, 49, 50

Y

Young, Ed 1980, 81
 Young, Skip 1969, 70, 71



History of the Metro Conference

The Metro Conference, originally called the Metro Six, was formed on June 13, 1975. Charter members included the University of Cincinnati, Georgia Tech, the University of Louisville, Memphis State University, St. Louis University and Tulane University.

Recognition came quickly, due in large part to the excellent basketball traditions at each school. In unprecedented fashion, the Metro was awarded automatic qualification for the NCAA basketball tournament on September 22, 1975. No other conference had become an immediate qualifier for this post season event in its very first year of existence.

Expansion was also on the horizon. League membership increased to seven as Florida State University was admitted on July 28, 1976.

Already renowned in basketball, the Metro bolstered its fall and spring sports calendars beginning in 1977. At the present, 13 league championships are decided. Men's sports include baseball, basketball, cross country, golf, swimming, tennis and track. Women participate in basketball, cross country, golf, swimming, tennis and volleyball. The 1987-88 season will mark the first year that women's golf will be a Conference sport.

Following the 1977-78 season, Georgia Tech relinquished its Metro membership. Virginia Tech quickly filled the void and the Hokies made their presence felt immediately by winning the Metro basketball tournament in their first year.

The Metro mystique came to fruit in 1979-80. Led by College Player of the Year Darrell Griffith, Louisville won the NCAA basketball championship with a 59-54 victory over UCLA. With this win, the Metro became the first conference to capture a national title after only five years in existence.

St. Louis University left the Metro on June 1, 1982, but

later that same month, the University of Southern Mississippi joined the league. South Carolina's admission on April 14, 1983 increased Conference membership to eight schools. However, Tulane forfeited its membership when its basketball program was discontinued following the 1984-85 season.

On August 5, 1987, Ralph McFillen was named commissioner of the Metro Conference succeeding Steve J. Hatchell. Hatchell had served since 1983 when he replaced Larry Albus, the league's first commissioner.

Under McFillen's direction, the Metro Conference continues to stress a commitment to excellence. Metro News, the conference newspaper, is distributed 15 times per year. In addition, the Metro Conference Sportswriters and Broadcasters Association (MCSWBA), formed in July of 1984, assists in publicizing the league's accomplishments.

The 1985-86 basketball season was highlighted by Louisville's second national championship in six years. With the victory, Denny Crum became the only coach to have won the title twice in the 1980's. In addition, Southern Mississippi won the 1987 National Invitation Tournament.

Only twice in the last 12 years has the Metro not managed to advance at least two teams into the NCAA Tournament. The league has been represented in the Final Four on five occasions in the last eight years, a feat matched only by the Atlantic Coast Conference. Overall, the Metro Conference has produced two national champions and five regional winners, while earning a 33-21 (.611) record in NCAA tournament play.


The Metro Conference has come a long way in 12 short years. Effective leadership and aggressive promotion have become the trademarks of its administration while the accomplishments of its athletic teams are now recognized in all sports.



Year-By-Year NCAA Results

(Since the Metro was formed)

- 1976 Notre Dame 79, Cincinnati 78 (1st round)
Pepperdine 87, Memphis State 77 (1st round)
Won 0, Lost 2
- 1977 UCLA 87, Louisville 79,
Marquette 66, Cincinnati 51
Won 0, Lost 2
- 1978 Kentucky 85, Florida State 76 (1st round)
Louisville 76, St. John's 68 (1st round)
DePaul 90, Louisville 89, OT (2nd round)
- 1979 Virginia Tech 70, Jacksonville 53 (1st round)
Louisville 69, South Alabama 66 (2nd round)
Indiana State 86, Virginia Tech 69 (2nd round)
Arkansas 73, Louisville 62 (regional semifinals)
Won 2, Lost 2
- 1980 Florida State 94, Toledo 91 (1st round)
Virginia Tech 89, Western Kentucky 85, OT (1st round)
Kentucky 97, Florida State 78 (2nd round)
Indiana 68, Virginia Tech 59 (2nd round)
Louisville 71, Kansas State 69, OT (2nd round)
Louisville 66, Texas A&M 55, OT (Midwest Regional semifinals)
Louisville 86, LSU 66 (Midwest Regional Championship)
Louisville 80, Iowa 72, (Final Four Semifinals)
Louisville 59, UCLA 54, (Final Four Championship)
Won 7, Lost 2
- 1981 Arkansas 74, Louisville 73 (2nd round)
Won 0, Lost 1
- 1982 Memphis State 56, Wake Forest 55 (East Regional, 2nd round)
Villanova 70, Memphis State 66, OT
Louisville 81, Middle Tennessee St. 56 (Midwest Regional, 2nd round)
Louisville 67, Minnesota 61
Louisville 75, Alabama-Birmingham 68
Georgetown 50, Louisville 46 (Final Four semifinals)
Won 4, Lost 2
- 1983 Memphis State 66, Georgetown 57 (2nd round Midwest)
Houston 70, Memphis State 63 (Midwest regional finals)
Louisville 70, Tennessee 57 (Midwest 2nd round)
Louisville 65, Arkansas 63 (Midwest regional semifinals)
Louisville 80, Kentucky 68 (Midwest regional championship)
Houston 94, Louisville 81 (Final Four semifinals)
Won 4, Lost 2
- 1984 Louisville 72, Morehead State 69 (Midwest 1st round)
Memphis State 92, Oral Roberts 83 (Midwest 1st round)
Louisville 69, Tulsa 67 (Midwest 2nd round)
Memphis State 66, Purdue 48 (Midwest 2nd round)
Kentucky 72, Louisville 67 (Midwest semi-final)
Houston 78, Memphis State 71 (Midwest semi-final)
Won 4, Lost 2
- 1985 Temple 60, Virginia Tech 57 (East 1st round)
Memphis State 67, Penn 55 (Midwest 1st round)
Memphis State 67, Alabama-Birmingham 66 (Midwest 2nd round)
Memphis State 59, Boston College 57 (Midwest semifinals)
Memphis State 63, Oklahoma 61 (Midwest Championship)
Villanova 52, Memphis State 45 (Final Four semifinals)
Won 4, Lost 2
- 1986 Villanova 71, Virginia Tech 62 (Southeast 1st round)
Memphis State 95, Ball State 63 (Southeast 1st round)
LSU 83, Memphis State 81 (Southeast 2nd round)
Louisville 93, Drexel 73 (West 1st round)
Louisville 82, Bradley 68 (West 2nd round)
Louisville 94, North Carolina 79 (West semifinal)
Louisville 84, Auburn 76 (West championship)
Louisville 88, LSU 77 (Final Four semi-final)
Louisville 72, Duke 69 (Final Four Championship)
Won 7, Lost 2




METRO CONFERENCE

Metro Conference Player of the Year

1976-77 Gary Yoder (Sr) Cincinnati
 1977-78 Rich Wilson (Sr) Louisville
 Harry Davis (Sr) Florida State
 1978-79 Pat Cummings (Sr) Cincinnati
 1979-80 Darrell Griffith (Sr) Louisville
 1980-81 Derek Smith (Jr) Louisville
 David Burns (Sr) St. Louis
 1981-82 Keith Lee (Fr) Memphis State
 1982-83 Rodney McCray (Sr) Louisville
 1983-84 John Williams (Jr) Tulane
 1984-85 Keith Lee (Sr) Memphis State
 1985-86 Dell Curry (Sr) Virginia Tech
 1986-87 Herbert Crook (Jr) Louisville


1986-87 Final Standings

Team	Metro Games			All Games		
	W	L	PCT	W	L	PCT
Louisville	9	3	.750	18	14	.563
Memphis State	8	4	.667	26	8	.765
Florida State	6	6	.500	19	11	.633
Southern Mississippi	6	6	.500	23	11	.676
Virginia Tech	5	7	.417	10	18	.357
South Carolina	5	7	.417	15	14	.517
Cincinnati	3	9	.250	12	16	.429
Totals				123	92	.572



Florida State's All-Metro Honors

First Team	
Harry Davis	1977-78
Murray Brown	1978-79
Murray Brown	1979-80
Mickey Dillard	1979-80
Mitchell Wiggins	1981-82
Mitchell Wiggins	1982-83
Alton Lee Gipson	1983-84
Pee Wee Barber	1986-87
Second Team	
David Thompson	1976-77
Mickey Dillard	1977-78
Tony Jackson	1978-79
Mickey Dillard	1980-81
Elvis Rolle	1980-81
Alton Lee Gipson	1984-85
Randy Allen	1984-85
Randy Allen	1985-86
Freshman Team	
David Speights	1981-82
Randy Allen	1983-84
Newcomer of the Year	
Alton Lee Gipson	1983-84
Coach of the Year	
Hugh Durham	1977-78
All-Tournament	
Eugene Harris	1977-78
Murray Brown	1978-79
Elvis Rolle	1979-80
Alton Lee Gipson	1983-84
Alton Lee Gipson	1984-85
Dean Shafer	1984-85
Pee Wee Barber	1985-86
John Gunn Award (Outstanding Player of Metro Tournament)	
Dean Shafer	1984-85
Scoring Champion	
Mitchell Wiggins	1981-82
Mitchell Wiggins	1982-83
Alton Lee Gipson	1984-85



METRO CONFERENCE

1986-87 All-Metro Conference Teams

First Team

Herbert Crook, JR, Louisville
 Roger McClendon, JR, Cincinnati
 Vincent Askew, JR, Memphis State

Pee Wee Barber, SR, Florida State

Pervis Ellison, SO, Louisville

Second Team

Randolph Keys, JR, Southern Miss
 Michael Foster, SR, South Carolina
 Daryl Martin, JR, South Carolina
 Wally Lancaster, SO, Virginia Tech
 Sylvester Gray, FR, Memphis St.

All-Freshman Team (Coaches & Media)

*Sylvester Gray Memphis State

"Bimbo" Coles, Virginia Tech

Keith Williams, Louisville

Felton Spencer, Louisville

Greg Brink, Virginia Tech

*Unanimous Decision

Player of the Year (Coaches & Media)

Herbert Cook, Louisville

Freshman of the Year (Coaches & Media)

Sylvester Gray, Memphis State

Coach of the Year (Coaches & Media)

Larry Finch, Memphis State

12th Metro Conference Tournament

First Round

Memphis State 87, Cincinnati 58
 South Carolina 86, Florida State 85
 Southern Mississippi 83, Virginia Tech 66

Semifinals

Memphis State 74, South Carolina 64
 Louisville 78, Southern Mississippi 71

Finals

Memphis State 75, Louisville 52

Metro All-Tournament Team

Metro All-Tournament Team

Terry Dozier, SO, South Carolina
 Herbert Crook, JR, Louisville
 Pervis Ellison, SO, Louisville
 Vincent Askew, JR, Memphis State
 Marvin Alexander, SO, Memphis State (MVP)

1987 National Invitation Tournament

First Round

Florida State 107, Rhode Island 92
 Southern Mississippi 93, Mississippi 75

Second Round

Vanderbilt 109, Florida State 92
 Southern Mississippi 83, St. Louis 78 OT

Third Round

Southern Mississippi 95, Vanderbilt 88

Semifinals

Southern Mississippi 82, Nebraska 75

Championship

Southern Mississippi 84, LaSalle 80

N.I.T. All-Tournament Team

Randolph Keys, JR, Southern Miss. (MVP)
 Derek Hamilton, JR, Southern Miss.

metro
 CONFERENCE

