



1987-88 REVIEW

1987-88 REVIEW	
IN THIS SECTION	
<i>Cinderella Season Sees FSU Reach NCAA Tournament . . .</i>	56
1987-88 Statistics	60
1987-88 Box Scores	63
<p>Photo: While Florida State's second season under Pat Kennedy proved to be one of the best in years, the Tribe lost five games by a total of ten points. So, if a few tip-ins like this one in the NCAA Tournament had fallen the season might have been even more impressive. FSU posted a 19-11 record and second place conference finish after experts predicted the Tribe to finish next to last and struggle to reach a winning record.</p>	



Cinderella Season Sees FSU Reach NCAA Tournament



Above Top: Tony Dawson scored a career-high 30 points against Iowa in the NCAA tournament that left the Hawkeyes trying to hold on. While the starting five played well all year, depth was a big reason that Florida State posted a record (19-11) attractive enough to catch the eye of the selection committee. A pair of freshmen, Jon Fedor (43) and Mike Polite, (above) combine to make the going difficult for Florida International.

Opposite Page: Tharon Mayes led the team in steals a year ago and enjoyed nothing better than completing the play at the other end. Mayes started all but one game at guard last year and was the team's third leading scorer with an average of 13.2 per game.

N

ot since the names on the roster read Dillard, Jackson, Arnold and Brown, not since a squad went 17-11 in 1980, not since that 1980 NCAA team — has Florida State basketball enjoyed such a satisfying season.


Prospects for the 1987-88 season looked dim when the Seminoles began practice last October. Pat Kennedy had worked wonders in his first season as Florida State head coach, but four of those talented starters had been whisked away by graduation and professional teams, and the sophomore coach was looking at a team with one returning starter, no center, no point guard and no obvious leader. Maybe it was the futility with which they began practice that drove this team to accomplish things that left nearly everyone scratching their heads in amazement.


The first move sent a recently overweight, seldom-used forward to the point guard spot. The move will be heralded as one of the most sage in FSU athletic history as George McCloud, once of portly build — now of NBA status — completed the season with a list of extracurriculars as long as his arm. Chief among those accomplishments were first team all-Metro conference honors and an invitation to the US Olympic Trials.

Move number two involved relying on Tony Dawson's scoring ability living up to the impressive press clippings he brought from the junior college level. With inside moves galore, Dawson was able to bear the load of the early Seminole offensive game on his one good leg and his offensive capabilities allowed McCloud to develop into a scoring point guard.


A 6-7 center named Tat Hunter was the answer to problem number three. Hunter was the only capable pivot player the Seminoles had and his efforts, though overshadowed by the media-grabbing heroics of McCloud and Dawson, may have been the most impressive. He led the prominent Metro conference in rebounding, averaging nine per game and gave the Seminoles a powerful player in the paint.

There are other keys to the 19-11 year which still have the nation's basketball experts buzzing. Tharon Mayes' development at the number two guard, Brad Johnson's ability to fill the small





The Seminole starting lineup had only one senior — Jerome Fitchett — and when Brad Johnson (above) drew the nod it was all underclassmen. Johnson, who had the fewest turnovers among last year's squad, possess an outside jumper that is remarkable only the few times that it misses. Mike Polite (below) is another young player who was able to make big stuff out of his rookie campaign.



forward spot, a bench which proved the FSU recruiting classes were as good as projected. But it was the trio of McCloud, Dawson and Hunter who carried the Seminoles to a second place regular season finish in the Metro and a berth in the NCAA tournament.

After opening the season with three straight wins, the Seminoles waded into a December schedule that saw them take on the likes of Oklahoma, Florida, Tennessee, Pittsburgh and Alabama, among others. The rough early slate, predicted to rob FSU of any hopes of a successful year, turned out to be an "oh-so-close" period for the young Tribe. The Seminoles held high-scoring and eventual national championship runner-up Oklahoma to its second lowest offensive output of

the year before bowing in the final two seconds by two points, 89-87. FSU traveled to Tennessee and squandered several opportunities to put the game away, eventually dropping one in overtime to the Vols by a slim 81-78 margin. The Tribe then took on third-ranked Pittsburgh in the first round of the Red Lobster Classic in Orlando and missed the final shot, settling for a 72-71 loss. FSU rebounded from the loss to bounce Central Florida in the consolation round and earn McCloud and Dawson all-tournament team honors.

Florida State carried a 6-4 record into January and began its longest winning streak of the season. Back-to-back wins over Metro rivals Louisville and Memphis State, teams the Tribe had not beaten in the same season since 1977-78, highlighted the six game streak. The last win of the streak was a rare conference road win as FSU defeated Cincinnati, 74-71, to move its conference record to a perfect 3-0. South Carolina put an end to the modest run with a win in Tallahassee, only the fourth defeat that Pat Kennedy has suffered at home since he took over. Florida State put January behind it with a heart-breaking 88-87 loss at Virginia Tech as the Seminoles missed their final scoring opportunity and a chance at another Metro road win. The Tribe went 6-2 for the month and stood at 12-6 on the season.


The Seminoles started February with a string of three wins that included consecutive home wins

The surprising Seminoles put together an 18-9 record and finished second in the Metro regular season race, after a predicted finish of sixth in the pre-season Metro writer's pole.

over conference foes Cincinnati and Southern Mississippi. Then a grueling road swing saw FSU drop two in a row for only the second time of the season. The Tribe came up just short at Louisville and dropped a close one at Memphis State before bouncing back at home with a win over Alabama State. But another close road loss, this to South Carolina (81-78) was FSU's ninth, and final, regular season loss.

Florida State entered the last week of play with the balance of the conference seeding still undecided. The Seminoles could finish as high as second or as low as sixth. It was crucial to FSU's Metro tournament and NCAA tournament hopes for the Seminoles to win their last home game against second place Virginia Tech. FSU responded





with a convincing 92-79 win that was their 13th home victory against just two losses, elevating their record to 17-9 and 6-5 in the Metro. The Tribe then faced Southern Mississippi in Hattiesburg in the season finale with a scenario that seemed to doom the visiting garnet and gold. USM said goodbye to four seniors that had brought the program to new heights, in an arena they had not lost in all season. But the Seminoles defied the odds once again and spoiled the home show with a convincing 87-83 win.

The surprising Seminoles had put together an 18-9 record and finished second in the Metro regular season race, after a predicted finish of sixth in the pre-season Metro writer's poll. The Seminoles had gone through the season without suffering an upset and, in fact, five of their nine losses were by a combined total of 10 points.

With an NCAA bid within its grasp, the Seminoles traveled to Memphis State for the conference tourney. For the third time on the season, FSU defeated Cincinnati to set up a second round match against the home-standing Tigers of MSU. However, FSU's hopes of a conference championship faded when Memphis State defeated the Tribe by an 81-74 margin.

But Florida State's 19-10 record would stack up well as the NCAA selection committee huddled to pick the candidates for national champion. And

for the first time since 1980, and the fifth time in school history, Florida State was selected to the NCAA tournament field with a date against top 20 Iowa in storied Pauley Pavilion on the campus of UCLA. The Seminoles fell behind the talented Hawkeyes early, but used the three point line to

For the first time since 1980, and the fifth time in school history, Florida State was selected to the NCAA tournament field.

climb back in it banging in 12 on the night to finish just four short (102-89) of Iowa and bring the 1987-88 campaign to a close at 19-11.

It had been a truly incredible year. Picked to finish near the cellar of the Metro, the Seminoles hurdled most obstacles in their way with grace and poise unusual for such a young club. And it is the youth that has both fans and media talking about Florida State basketball in 1988-89.

Kennedy never balked at putting in his talented freshman class. Aubry Boyd (left) proved it no mistake after slamming this one home against an Oklahoma team that played for the national championship.

Tat Hunter (below) grabbed rebounds at a record pace as a junior including a Civic Center record 20 in the win over Louisville. When he did not get the catom, you could count on Coach Kennedy (below, bottom) to query the officials as to why his "big" man got bumped.



INDIVIDUAL STATISTICS

(Overall Record: 19 - 11; Home 13 - 2; Away 2 - 6; Neutral 3 - 3; Metro Conference 8 - 6; Overtime 0 - 1)

Name	G-GS	Pts.-Avg.	Reb.-Avg.	FG-FGA	Pct.	FT-FTA	Pct.	PF-D	A	TO	BK	ST	Min.-Avg.	3-Pt. Shot	
McCloud	30 - 30	546 - 18.2	111 - 3.7	193 - 403	.479	88 - 112	.786	69 - 3	105	85	6	34	902 - 30.1	72 - 159	453
Dawson	30 - 29	536 - 17.9	228 - 7.6	212 - 393	.539	111 - 153	.725	94 - 4	25	65	8	20	904 - 30.1	1 - 5	200
Mayes	30 - 29	396 - 13.2	83 - 2.8	142 - 299	.475	66 - 90	.733	89 - 4	62	61	2	45	780 - 26.0	46 - 100	460
Hunter	30 - 30	281 - 9.4	269 - 9.0	122 - 207	.589	37 - 71	.521	88 - 3	25	37	19	34	868 - 28.9	0 - 0	460
Polite	30 - 1	188 - 6.3	115 - 3.8	69 - 117	.590	50 - 70	.714	47 - 0	7	27	4	10	505 - 16.8	0 - 0	.000
Johnson	29 - 11	170 - 5.9	48 - 1.6	60 - 103	.582	41 - 46	.891	29 - 0	48	24	0	14	484 - 16.7	9 - 23	391
Fitchett	30 - 17	145 - 4.8	88 - 2.9	53 - 115	.461	23 - 29	.793	40 - 0	19	28	20	16	493 - 16.4	16 - 33	485
Mitchell	30 - 0	108 - 3.6	22 - 0.7	37 - 86	.430	34 - 60	.567	41 - 1	37	33	0	16	326 - 10.9	0 - 0	.000
Boyd	28 - 0	75 - 2.7	19 - 0.7	24 - 57	.421	18 - 26	.692	21 - 0	40	28	1	10	248 - 8.9	9 - 23	391
White	30 - 3	56 - 1.9	53 - 1.8	20 - 47	.425	16 - 44	.364	37 - 0	28	35	8	13	324 - 10.8	0 - 3	.000
Barnes	9 - 0	12 - 1.3	4 - 0.4	5 - 11	.454	1 - 3	.333	3 - 0	3	2	0	1	33 - 4.0	1 - 6	.167
Fedor	16 - 0	15 - 0.9	19 - 1.2	6 - 19	.316	3 - 11	.273	13 - 0	2	5	1	1	89 - 6.2	0 - 0	.000
FSU	30	2528 - 84.3	1147 - 38.2	943 - 1857	.508	488 - 715	.682	571 - 15	401	430	69	214	6025	154 - 352	437
OPP	30	2285 - 76.2	957 - 31.9	865 - 1861	.465	422 - 595	.709	627 - 19	365	450	94	193		138 - 401	.344
(Margin)		(+ 8.1)	(+ 6.3)												

FSU Totals include 88 team rebounds — do not include 104 dead ball rebounds.

OPP Totals include 84 team rebounds — do not include 93 dead ball rebounds.

Dunks: Hunter 40, Dawson 20, Polite 16, Fitchett 7, White 6, McCloud 6, Mayes 2, Mitchell 2, Fedor 1

GAME-BY-GAME

FSU	OPP	W/L	Rec.	Attendance	FSU High Points	FSU High Rebounds
87 Bucknell (H)	58	W	1 - 0	4,128	Dawson 19	Hunter 10
121 Florida International (H)	75	W	2 - 0	5,108	Dawson 28	Hunter 12
63 Penn State (H)	60	W	3 - 0	5,717	Dawson 17	Hunter 8
87 Oklahoma (H)	89	L	3 - 1	7,219	McCloud 20	Hunter 16
48 Florida (A)	71	L	3 - 2	10,550	Dawson 14	Hunter 11
80 Stetson (N)	67	W	4 - 2	5,120	McCloud 21	Dawson 12
78 Tennessee (A) (OT)	81	L	4 - 3	11,178	McCloud 18	Hunter 9
93 Hardin-Simmons (H)	79	W	5 - 3	3,271	Dawson 24	Hunter 11
71 Pittsburgh (A) (Red Lobster Classic)	72	L	5 - 4	6,200*	Dawson 18	Dawson 10
101 Central Florida (A) (Red Lobster Classic)	67	W	6 - 4	3,500	Polite 15	Dawson 10
87 Jacksonville (H)	63	W	7 - 4	6,219	McCloud 20	Hunter 8
83 Louisville (H) (Metro)	76	W	8 - 4	12,898	McCloud 22	†Hunter 20
92 Memphis State (H) (Metro)	85	W	9 - 4	7,119	Mayes 31	Hunter, Dawson 6
86 South Florida (A)	70	W	10 - 4	7,972*	McCloud 19	Dawson 8
74 Cincinnati (A) (Metro)	71	W	11 - 4	5,057	McCloud 20	Hunter 11
72 South Carolina (H) (Metro)	80	L	11 - 5	7,246	McCloud 23	Dawson 12
93 Central Florida (H)	69	W	12 - 5	4,181	Dawson 20	White 8
87 Virginia Tech (A) (Metro)	88	L	12 - 6	9,712	McCloud 23	Polite 10
82 Monmouth (H)	68	W	13 - 6	2,968	Mayes 21	Dawson 8
101 Cincinnati (H) (Metro)	68	W	14 - 6	6,183	McCloud 20	Dawson 8
83 Southern Miss (H) (Metro)	75	W	15 - 6	6,943	Dawson 26	Dawson 9
62 Louisville (A) (Metro)	82	L	15 - 7	19,286	McCloud 18	Dawson 6
76 Memphis State (A) (Metro)	81	L	15 - 8	11,200	McCloud 21	Hunter 12
108 Alabama State (H)	90	W	16 - 8	3,893	Dawson 27	Hunter 14
78 South Carolina (A) (Metro)	81	L	16 - 9	8,212	McCloud 26	McCloud 6
92 Virginia Tech (H) (Metro)	79	W	17 - 9	6,686	Dawson 22	Hunter 19
87 Southern Miss (A) (Metro)	83	W	18 - 9	8,095	McCloud 21	Hunter 15
84 Cincinnati (Tournament)	74	W	19 - 9	11,200	McCloud 34	Hunter 7
74 Memphis State (Tournament)	81	L	19 - 10	11,200	McCloud 19	Dawson 15
98 Iowa (NCAA West Region)	102	L	19 - 11	9,500	Dawson 30	Hunter 9

*Tournament attendance record, Sun Dome attendance record

†Civic Center record

GAME-BY-GAME TEAM STATISTICS

	Field Goals		3 Point Field Goals		Free Throws		O-D Rebounds	Fouls-D	Turnovers	Points
FSU	41 - 79	50.6%	1 - 9	11.0%	4 - 5	80.0%	19 - 32 - 51	13 - 0	14	87
Bucknell	23 - 68	33.8%	6 - 18	33.3%	6 - 8	75.0%	13 - 20 - 33	10 - 1	20	58
FSU	41 - 71	57.7%	6 - 15	40.0%	33 - 48	68.7%	18 - 31 - 49	16 - 0	13	121
Florida International	27 - 70	38.5%	10 - 22	45.4%	11 - 14	78.5%	11 - 21 - 32	37 - 1	30	75
FSU	24 - 47	51.6%	4 - 9	44.4%	11 - 15	73.3%	9 - 17 - 26	19 - 0	14	63
Penn State	21 - 45	46.7%	6 - 15	40.4%	12 - 17	70.0%	7 - 18 - 25	18 - 0	21	60
FSU	35 - 77	45.5%	3 - 9	33.0%	14 - 20	70.0%	26 - 25 - 51	18 - 0	10	87
Oklahoma	34 - 67	50.7%	8 - 16	50.0%	13 - 18	72.2%	10 - 20 - 30	21 - 0	8	89
FSU	22 - 64	34.4%	1 - 13	7.0%	3 - 7	42.4%	13 - 28 - 41	22 - 1	14	48
Florida	26 - 58	44.8%	2 - 8	25.0%	17 - 27	63.0%	14 - 29 - 43	12 - 1	12	71
FSU	30 - 55	54.4%	5 - 7	71.4%	15 - 22	68.1%	12 - 24 - 36	16 - 0	13	80
Stetson	25 - 61	40.9%	4 - 15	26.6%	13 - 15	86.6%	10 - 16 - 26	19 - 0	13	67
FSU	28 - 70	40.0%	4 - 8	50.0%	18 - 28	64.3%	14 - 24 - 44	28 - 1	24	78
Tennessee	25 - 57	43.9%	5 - 15	33.3%	26 - 34	76.5%	10 - 25 - 40	23 - 0	21	81
FSU	33 - 57	58.0%	6 - 12	50.0%	21 - 28	75.0%	10 - 24 - 34	19 - 0	12	93
Hardin Simmons	27 - 60	45.0%	8 - 18	44.4%	17 - 23	73.9%	12 - 18 - 30	21 - 1	10	79
FSU	28 - 69	40.6%	8 - 17	47.1%	7 - 13	53.8%	15 - 16 - 39	19 - 0	11	71
Pittsburgh	25 - 56	44.6%	4 - 11	36.4%	18 - 26	69.2%	9 - 28 - 42	15 - 0	15	72
FSU	36 - 63	57.1%	5 - 8	62.5%	24 - 31	77.4%	17 - 24 - 45	22 - 0	18	101
Central Florida	24 - 65	36.9%	3 - 15	20.0%	16 - 20	80.0%	15 - 12 - 29	23 - 1	18	67
FSU	30 - 57	52.6%	5 - 8	62.5%	22 - 34	64.7%	10 - 24 - 34	18 - 0	10	87
Jacksonville	25 - 68	36.7%	2 - 14	14.2%	11 - 15	73.3%	21 - 20 - 41	26 - 1	19	63
FSU	31 - 70	44.0%	3 - 8	38.0%	18 - 28	64.0%	27 - 22 - 49	17 - 0	8	83
Louisville	28 - 60	47.0%	8 - 16	50.0%	12 - 21	57.0%	11 - 18 - 29	24 - 3	10	76
FSU	29 - 51	56.9%	8 - 10	80.0%	26 - 37	70.3%	8 - 23 - 31	12 - 0	20	92
Memphis State	35 - 70	51.0%	3 - 12	25.0%	12 - 15	80.0%	11 - 19 - 30	28 - 1	17	85
FSU	34 - 61	55.7%	5 - 10	50.0%	13 - 22	59.1%	14 - 20 - 34	15 - 0	12	86
South Florida	30 - 60	50.0%	3 - 8	37.5%	7 - 13	53.8%	14 - 18 - 32	15 - 0	18	70
FSU	25 - 56	44.6%	4 - 7	57.1%	20 - 28	71.4%	13 - 25 - 38	16 - 1	14	74
Cincinnati	26 - 59	44.1%	7 - 20	35.0%	12 - 16	75.0%	9 - 21 - 30	24 - 1	14	71
FSU	25 - 55	45.4%	5 - 18	27.7%	17 - 25	68.0%	16 - 14 - 30	22 - 1	16	72
South Carolina	27 - 44	61.3%	7 - 11	63.6%	19 - 23	82.6%	6 - 18 - 24	22 - 2	15	80
FSU	34 - 55	61.8%	8 - 15	53.3%	17 - 29	58.6%	14 - 23 - 37	14 - 0	19	93
Central Florida	30 - 64	46.8%	3 - 3	100%	6 - 12	50.0%	15 - 15 - 30	21 - 0	21	69
FSU	30 - 66	45.5%	4 - 8	50.0%	23 - 29	79.3%	15 - 27 - 42	22 - 0	15	87
Virginia Tech	31 - 72	43.1%	4 - 11	36.4%	22 - 27	81.5%	16 - 22 - 38	23 - 1	12	88
FSU	35 - 59	59.0%	7 - 14	50.0%	5 - 11	45.0%	12 - 17 - 29	14 - 1	14	82
Monmouth	29 - 53	55.0%	4 - 12	33.3%	6 - 9	67.0%	3 - 16 - 19	11 - 0	17	68
FSU	34 - 59	57.6%	7 - 12	58.3%	26 - 33	78.7%	12 - 28 - 40	19 - 0	15	101
Cincinnati	26 - 64	40.6%	7 - 21	33.3%	9 - 13	69.2%	10 - 15 - 25	28 - 1	18	68
FSU	33 - 60	55.0%	1 - 7	14.2%	16 - 25	64.0%	15 - 17 - 32	17 - 0	8	83
Southern Miss	29 - 53	54.7%	3 - 8	37.5%	14 - 19	73.6%	11 - 16 - 27	20 - 0	15	75
FSU	24 - 59	40.7%	5 - 16	31.3%	9 - 14	64.3%	12 - 20 - 32	23 - 1	20	62
Louisville	31 - 57	54.4%	0 - 7	0.0%	20 - 28	71.4%	12 - 27 - 39	20 - 0	18	82
FSU	28 - 58	48.3%	3 - 8	37.5%	17 - 24	70.8%	16 - 23 - 39	17 - 1	19	76
Memphis State	33 - 65	50.8%	0 - 4	0.0%	15 - 20	75.0%	8 - 17 - 25	21 - 0	8	81
FSU	41 - 68	60.2%	9 - 20	45.0%	17 - 31	54.8%	18 - 30 - 48	13 - 0	14	108
Alabama State	38 - 80	47.5%	5 - 20	25.0%	9 - 12	75.0%	10 - 20 - 30	21 - 2	8	81
FSU	30 - 51	58.8%	3 - 9	33.3%	15 - 21	71.4%	9 - 15 - 24	25 - 1	16	78
South Carolina	29 - 51	56.9%	1 - 2	50.0%	22 - 28	78.6%	8 - 21 - 29	21 - 0	20	81
FSU	34 - 79	43.0%	5 - 12	41.6%	19 - 25	76.0%	20 - 33 - 53	19 - 1	17	92
Virginia Tech	32 - 80	40.0%	6 - 25	24.0%	9 - 18	50.0%	20 - 25 - 45	25 - 5	16	79
FSU	32 - 58	55.1%	7 - 15	46.6%	16 - 22	72.7%	9 - 25 - 34	19 - 0	12	87
Southern Miss	33 - 70	47.1%	8 - 20	40.0%	9 - 14	64.2%	16 - 21 - 37	19 - 0	9	83
FSU	28 - 52	53.8%	6 - 11	54.5%	22 - 31	70.9%	7 - 26 - 33	21 - 0	10	84
Cincinnati	30 - 64	46.9%	5 - 15	33.3%	9 - 19	47.9%	12 - 24 - 36	28 - 1	13	74
FSU	29 - 56	51.8%	4 - 11	36.4%	12 - 18	66.7%	13 - 23 - 36	24 - 1	15	74
Memphis State	31 - 67	46.3%	0 - 5	00.0%	19 - 26	73.1%	19 - 15 - 34	17 - 0	5	81
FSU	39 - 75	53.0%	12 - 26	46.2%	8 - 11	72.7%	22 - 14 - 36	32 - 4	13	98
Iowa	32 - 53	60.4%	6 - 14	42.9%	32 - 43	74.4%	11 - 16 - 27	14 - 0	9	102



TEAM AND OPPONENT HIGHS AND LOWS

	FSU High	FSU Low	Opponent High	Opponent Low
Field Goals	41 vs. Bucknell/FIU/ASU	22 at Florida	38 vs. Alabama State	21 vs. Penn State
Field Goal Attempts	79 vs. Bucknell vs. Virginia Tech	47 vs. Penn State	80 vs. Alabama State vs. Virginia Tech	44 vs. South Carolina
Field Goal Percentage	61.8 vs. Central Florida	34.4 at Florida	61.3 vs. South Carolina	33.8 vs. Bucknell
Free Throws Made	33 vs. Florida International	3 at Florida	32 vs. Iowa	6 vs. Bucknell, UCF, Monmouth
Free Throw Attempts	48 vs. Florida International	5 vs. Bucknell	43 vs. Iowa	7 at South Florida
Rebounds	53 vs. Virginia Tech	26 vs. Penn State	45 vs. Virginia Tech	19 vs. Monmouth
Fouls	32 vs. Iowa	12 vs. Memphis State	37 vs. Florida International	10 vs. Bucknell
Assists	23 vs. Florida International	4 vs. South Carolina	23 at Florida at South Carolina (2)	2 vs. South Carolina
Turnovers	24 at Tennessee	8 vs. Louisville vs. Southern Miss	30 vs. Florida International	5 vs. Memphis State (3)
Blocked Shots	7 vs. Bucknell	0 on five occasions	9 vs. Virginia Tech at Pittsburgh	0 vs. four occasions
Steals	12 vs. Florida International	2 vs. Memphis State (1)	14 vs. Memphis State (2)	3 vs. Jacksonville

METRO CONFERENCE RESULTS

FSU	OPP	W/L	Rec.	Attendance	FSU High Points	FSU High Rebounds
83 Louisville (H) (Metro)	76	W	1 - 0	12,898	McCloud 22	†Hunter 20
92 Memphis State (H) (Metro)	85	W	2 - 0	7,119	Mayes 31	Hunter, Dawson 6
74 Cincinnati (A) (Metro)	71	W	3 - 0	5,057	McCloud 20	Hunter 11
72 South Carolina (H) (Metro)	80	L	3 - 1	7,246	McCloud 23	Dawson 12
87 Virginia Tech (A) (Metro)	88	L	3 - 2	9,712	McCloud 23	Polite 10
101 Cincinnati (H) (Metro)	68	W	4 - 2	6,183	McCloud 20	Dawson 8
83 Southern Miss (H) (Metro)	75	W	5 - 2	6,943	Dawson 26	Dawson 9
62 Louisville (A) (Metro)	82	L	5 - 3	19,286	McCloud 18	Dawson 6
76 Memphis State (A) (Metro)	81	L	5 - 4	11,200	McCloud 21	Hunter 12
78 South Carolina (A) (Metro)	81	L	5 - 5	8,212	McCloud 26	McCloud 6
92 Virginia Tech (H) (Metro)	79	W	6 - 5	6,686	Dawson 22	Hunter 19
87 Southern Miss (A) (Metro)	83	W	7 - 5	8,095	McCloud 21	Hunter 15
84 Cincinnati (Tournament)	74	W	8 - 5	11,200	McCloud 34	Hunter 7
74 Memphis State (Tournament)	81	L	8 - 6	11,200	McCloud 19	Dawson 15

† Civic Center record

METRO CONFERENCE STATISTICS

(Overall Record: 8 - 6; Home 5 - 1; Away 2 - 4; Neutral 1 - 1; Overtime 0 - 0)

Name	G-GS	Pts.-Avg.	Reb.-Avg.	FG-FGA	Pct.	FT-FTA	Pct.	PF-D	A	TO	BK	ST	Min.-Avg.	3-Pt. Shot
McCloud	14 - 14	304 - 21.7	60 - 4.3	107 - 211	.507	54 - 66	.818	38 - 2	48	49	2	17	449 - 32.1	36 - 77 .467
Dawson	14 - 14	230 - 16.4	112 - 8.0	87 - 171	.509	56 - 81	.691	50 - 3	15	44	1	7	427 - 30.5	0 - 3 .000
Mayes	14 - 14	172 - 12.3	33 - 2.6	61 - 123	.496	32 - 46	.696	49 - 2	30	26	1	22	385 - 27.5	18 - 37 .486
Hunter	14 - 14	134 - 9.6	128 - 9.1	55 - 100	.550	24 - 39	.615	44 - 0	10	20	13	17	436 - 31.7	0 - 0 .000
Johnson	14 - 7	92 - 6.6	26 - 1.9	32 - 56	.571	26 - 30	.867	16 - 0	21	12	0	5	285 - 20.4	2 - 11 .182
Polite	14 - 0	74 - 5.3	54 - 3.6	24 - 48	.500	26 - 31	.829	19 - 0	4	12	2	4	231 - 16.5	0 - 0 .000
Mitchell	14 - 0	60 - 4.3	11 - 0.8	19 - 48	.396	22 - 35	.629	23 - 0	17	12	0	6	170 - 12.1	0 - 0 .000
Fitchett	14 - 6	47 - 3.4	35 - 2.5	18 - 44	.409	4 - 6	.667	17 - 0	10	12	6	5	210 - 15.0	7 - 16 .437
Boyd	11 - 0	24 - 2.4	3 - 0.2	6 - 16	.375	10 - 15	.667	7 - 0	11	8	0	1	79 - 6.0	2 - 7 .286
White	14 - 0	7 - 0.5	11 - 0.8	3 - 12	.250	1 - 8	.125	8 - 0	7	8	5	2	70 - 5.8	0 - 1 .000
Fedor	4 - 0	1 - 0.2	5 - 1.2	0 - 1	.000	1 - 3	.333	1 - 0	0	1	0	0	5 - 1.3	0 - 0 .000
Barnes	1 - 0	0 - 0.0	0 - 0.0	0 - 0	.000	0 - 0	.000	1 - 0	0	1	0	0	5 - 5.0	0 - 0 .000
FSU	14	1145 - 81.8	513 - 36.6	412 - 830	.496	256 - 360	.711	273 - 6	173	205	30	86	2800	65 - 152 .428
OPP	14	1104 - 78.9	448 - 32.0	415 - 876	.474	203 - 287	.707	320 - 9	194	190	49	94		59 - 177 .333
(Margin)		(+ 2.9)	(+ 4.6)											

FSU Totals include 38 team rebounds — do not include 54 dead ball rebounds.
OPP Totals include 38 team rebounds — do not include 45 dead ball rebounds.

TEAM AND OPPONENT INDIVIDUAL HIGHS

Field Goals
Field Goal Attempts
Free Throws

Free Throw Attempts

Points
Rebounds
Assists
Blocked Shots
Steals

Florida State

13 – Tony Dawson vs. Iowa
21 – Tony Dawson at Pittsburgh, vs. Iowa
10 – Tony Dawson vs. Florida International
Tharon Mayes vs. Memphis State
George McCloud vs. Memphis State (3)
12 – Tharon Mayes vs. Memphis State
George McCloud vs. Memphis State (3)
34 – George McCloud vs. Cincinnati (3)
20 – Tat Hunter vs. Louisville * Civic Center record
9 – McCloud at Southern Miss
3 – Fitchett vs. Jacksonville/Alabama State
5 – Tat Hunter vs. Monmouth

Opponents

14 – Kenny Brantley, South Florida
26 – Wally Lancaster, Virginia Tech
16 – B.J. Armstrong, Iowa
20 – B.J. Armstrong, Iowa
35 – B.J. Armstrong, Iowa
16 – Pervis Ellison, Louisville (2)
7 – Bimbo Coles, Virginia Tech
8 – Roy Brow, Virginia Tech
6 – Elliot Perry, Memphis State

BOX SCORES

FSU 87, Bucknell 58 November 28, 1987 Tallahassee, Florida

FSU Name	Total FG FGA	3-Point FG FGA	FT FA	REB TP
McCloud	8 13	0 3	0 0	3 12
Mayes	8 15	1 3	1 1	9 15
Fitchett	0 5	0 0	0 0	9 0
Dawson	9 16	0 0	1 2	7 19
Hunter	7 8	0 0	2 2	10 16
White	0 2	0 0	1 0	0 2
Polite	5 7	0 0	0 0	3 10
Boyd	2 6	0 2	0 0	2 4
Fedor	2 4	0 0	0 0	2 4
Mitchell	2 3	0 0	0 0	0 4
Barnes	0 0	0 0	0 0	0 0
Johnson	0 0	0 0	0 0	0 0
Totals	41 79	1 9	4 5	51 87

Halftime Score: FSU 41, Bucknell 28
FG%: FSU 50.6%, Bucknell 33.8%
3 PT FG%: FSU 11%, Bucknell 33.3%
FT%: FSU 80%, Bucknell 75%

BUCKNELL Name	Total FG FGA	3-Point FG FGA	FT FA	REB TP
Joseph	2 8	0 2	0 0	1 4
Aceto	4 11	0 2	2 3	3 10
Watson	7 12	0 1	0 0	4 4
Headen	7 12	4 5	0 0	4 28
Buns	4 12	0 0	2 3	14 10
Leggett	2 7	0 0	2 2	0 6
Woolum	0 2	0 0	1 0	4 0
Moulain	2 5	2 5	0 0	0 6
Platt	0 0	0 0	0 0	1 0
Ball	0 2	0 1	0 0	0 0
Malone	0 1	0 1	0 0	0 0
Totals	23 68	6 18	6 8	33 58

FSU 87, Oklahoma 69 December 10, 1987 Tallahassee, Florida

FSU Name	Total FG FGA	3-Point FG FGA	FT FA	REB TP
Mayes	7 13	0 3	1 2	5 15
Dawson	8 19	0 0	1 2	5 17
Hunter	7 14	0 0	3 4	16 17
McCloud	7 16	2 4	4 5	3 20
Fitchett	4 10	1 0	0 0	10 8
Polite	1 2	0 0	2 3	1 4
Boyd	1 2	1 1	0 0	1 3
White	0 0	0 0	0 0	5 0
Mitchell	0 0	0 0	3 4	1 3
Johnson	0 1	0 0	0 0	0 0
Totals	35 77	3 9	14 20	51 87

Halftime Score: FSU 53, Oklahoma 42
FG%: FSU 45.5%, Oklahoma 50.7%
3 PT FG%: FSU 33%, Oklahoma 50%
FT%: FSU 70%, Oklahoma 72.2%

OKLAHOMA Name	Total FG FGA	3-Point FG FGA	FT FA	REB TP
Baylock	6 9	1 3	0 0	1 13
Grace	9 15	5 10	2 2	4 25
Grant	7 15	0 0	2 3	6 15
Seger	3 7	2 3	1 2	7 9
King	8 15	0 0	8 11	8 24
Mullins	0 0	0 0	0 0	0 0
Wiley	0 4	0 0	0 0	2 0
Martin	1 2	0 0	0 0	1 2
Totals	34 67	8 16	13 18	30 89

FSU 121, Florida International 75 December 2, 1987 Tallahassee, Florida

FSU Name	Total FG FGA	3-Point FG FGA	FT FA	REB TP
Mayes	5 14	3 7	3 4	6 16
Dawson	9 10	0 0	3 4	6 16
Hunter	8 9	0 0	10 10	5 23
McCloud	3 12	1 5	2 4	4 9
Fitchett	3 12	1 4	4 4	5 11
Polite	6 6	0 0	8 9	3 17
Boyd	1 4	0 0	1 2	2 2
White	2 2	0 0	5 9	3 9
Mitchell	1 2	0 0	2 1	1 4
Fedor	0 3	0 0	1 3	0 0
Johnson	2 2	0 0	2 2	0 6
Barnes	1 2	1 2	0 1	1 3
Totals	41 71	6 15	33 48	49 121

Halftime Score: FSU 62, Florida International 39
FG%: FSU 57.7%, Florida International 38.5%
3 PT FG%: FSU 40%, Florida International 45.4%
FT%: FSU 68.7%, Florida International 78.5%

FIU Name	Total FG FGA	3-Point FG FGA	FT FA	REB TP
Bryant	2 3	1 1	1 2	0 6
Rowe	1 5	0 1	5 6	1 7
Phoenix	6 18	2 3	0 0	8 14
Whigham	3 9	2 3	0 0	2 8
Armstrong	4 7	0 0	2 2	5 10
Lanmore	2 3	0 1	1 0	1 4
Lopez	0 0	0 0	0 0	2 0
Banks	4 8	3 6	2 2	1 13
Garbis	1 6	1 4	0 1	1 3
Plyme	0 1	0 1	0 0	1 0
Lofy	4 7	1 1	1 2	3 10
Truett	0 1	0 0	0 0	0 0
Gordon	0 2	0 1	0 0	4 0
Totals	27 70	10 22	11 14	32 75

FSU 48, Florida 71 December 12, 1987 Gainesville, Florida

FSU Name	Total FG FGA	3-Point FG FGA	FT FA	REB TP
Fitchett	1 5	0 0	1 0	6 2
Dawson	7 13	0 0	2 5	14 8
Hunter	4 8	0 0	0 1	11 8
McCloud	1 10	5 0	0 2	2 2
Mayes	4 12	1 5	0 2	9 9
Mitchell	1 2	0 0	0 0	2 2
Johnson	2 3	0 1	0 0	2 4
Boyd	0 1	0 0	1 0	0 0
White	0 4	0 0	2 4	2 2
Fedor	0 0	0 0	0 0	0 0
Polite	2 6	0 0	1 1	6 5
Totals	22 64	1 13	7 21	41 48

Halftime Score: FSU 26, Florida 35
FG%: FSU 34.4%, Florida 44.6%
3 PT FG%: FSU 7.7%, 25%
FT%: FSU 42.9%, Florida 63.0%

FLORIDA Name	Total FG FGA	3-Point FG FGA	FT FA	REB TP
Chapman	4 13	0 0	6 8	10 14
Lawrence	2 6	1 2	5 6	8 10
Schirzius	7 10	0 0	0 0	5 14
Montgomery	1 4	0 0	2 2	3 4
Maxwell	6 14	1 4	3 6	3 16
Jenkins	0 0	0 0	0 0	0 0
McClary	0 0	0 0	0 0	0 0
Capers	2 3	0 0	0 1	3 4
Leti	1 2	0 0	1 2	3 3
Davis	3 6	0 0	2 5	6 6
Totals	26 58	2 8	17 27	43 71

FSU 63, Penn State 60 December 5, 1987 Tallahassee, Florida

FSU Name	Total FG FGA	3-Point FG FGA	FT FA	REB TP
Mayes	5 7	3 4	2 2	4 15
Dawson	6 12	0 0	5 6	6 10
Hunter	2 4	0 0	2 8	6 4
McCloud	5 11	1 5	2 2	4 13
Fitchett	2 7	0 0	0 0	1 4
Polite	0 1	0 0	0 1	2 0
Boyd	1 1	0 0	2 2	0 4
White	1 1	0 0	0 0	0 4
Mitchell	2 3	0 0	0 0	1 4
Totals	24 47	4 9	11 15	26 63

Halftime Score: FSU 23, Penn State 32
FG%: FSU 51.1%, Penn State 46.7%
3 PT FG%: FSU 44.4%, Penn State 40%
FT%: FSU 73.3%, Penn State 70%

PENN STATE Name	Total FG FGA	3-Point FG FGA	FT FA	REB TP
Ward	4 9	2 4	5 5	5 15
Allen	2 4	0 0	2 2	3 6
Hovasse	5 13	4 9	1 2	6 15
Fogell	3 6	0 0	0 0	3 6
Peccos	2 3	0 0	4 5	1 8
Jones	5 6	0 0	1 3	1 10
Barnes	0 4	0 0	0 2	3 0
Totals	21 45	6 15	12 17	25 60

FSU 80, Stetson 67 December 16, 1987 Daytona Beach, Florida

FSU Name	Total FG FGA	3-Point FG FGA	FT FA	REB TP
Mitchell	1 4	0 0	2 3	1 4
McCloud	9 16	3 4	0 0	3 21
Mayes	7 10	1 1	5 5	3 20
Fitchett	4 5	1 2	0 0	2 9
Dawson	4 9	0 0	3 6	12 11
White	0 1	0 0	1 2	2 1
Hunter	2 2	0 0	2 4	6 6
Polite	2 4	0 0	2 2	1 6
Johnson	1 3	0 0	0 0	3 2
Totals	30 55	5 7	15 22	36 80

Halftime Score: FSU 47, Stetson 31
FG%: FSU 54.5%, Stetson 40.9%
3 PT FG%: FSU 71.4%, Stetson 26.6%
FT%: FSU 68.1%, Stetson 66.6%

STETSON Name	Total FG FGA	3-Point FG FGA	FT FA	REB TP
Coleman	1 8	0 1	1 2	3 3
Barnett	0 5	0 2	0 0	0 0
Johnson	4 7	4 7	1 2	2 13
Jenkins	3 6	0 0	1 1	4 7
Ireland	3 7	0 0	0 0	3 6
Genke	0 2	0 0	2 2	0 2
Anderson	5 12	0 0	3 6	6 16
Kuhl	5 7	0 0	3 6	6 16
Woodward	4 7	0 0	1 1	4 0
Sampson	0 0	0 0	0 0	0 0
Totals	25 61	4 15	13 15	26 67

BOX SCORES

FSU 78, Tennessee 81
December 19, 1987
Knoxville, Tennessee

FSU Name	Total FG FGA	3-Point FG FGA	FT FA	REB	TP
Fitchett	0 1	0 0	3 4	6	3
Dawson	5 16	0 0	6 6	5	16
Hunter	7 11	0 0	1 9	14	
McCloud	6 13	2 4	4 6	4	18
Mayes	4 16	2 2	5 8	5	15
Mitchell	2 3	0 0	0 3	1	4
Johnson	2 4	0 0	2 0	0	4
Boyd	0 0	0 0	0 0	1	0
White	1 3	0 0	0 2	2	2
Fedor	0 0	0 0	0 0	1	0
Polite	1 3	0 0	0 0	4	2
Totals	28 70	4 8	18 28	44	78

Halftime Score: FSU 43, Tennessee 38
 FG%: FSU 40.0%, Tennessee 43.9%
 3 PT FG%: FSU 50.0%, Tennessee 33.3%
 FT%: FSU 64.3%, Tennessee 76.5%

FSU 87, Jacksonville 63
January 6, 1988
Tallahassee, Florida

FSU Name	Total FG FGA	3-Point FG FGA	FT FA	REB	TP
McCloud	6 11	3 4	5 6	5	20
Mayes	5 10	1 2	6 6	2	17
Dawson	5 11	0 0	4 4	7	14
Hunter	1 4	0 0	1 4	8	3
White	1 2	0 0	0 2	1	2
Fitchett	4 5	1 2	4 4	1	13
Polite	6 6	0 0	1 3	3	13
Boyd	0 1	0 0	0 0	2	0
Johnson	2 3	0 0	1 1	3	5
Mitchell	0 2	0 0	2 0	0	0
Fedor	0 2	0 0	0 2	0	0
Barnes	0 0	0 0	0 0	0	0
Totals	30 57	5 8	22 34	34	87

Halftime Score: FSU 37, Jacksonville 24
 FG%: FSU 52.6%, Jacksonville 36.7%
 3 PT FG%: FSU 62.5%, Jacksonville 14.2%
 FT%: FSU 64.7%, Jacksonville 73.3%

FSU 93, Hardin Simmons 79
December 21, 1987
Tallahassee, Florida

FSU Name	Total FG FGA	3-Point FG FGA	FT FA	REB	TP
Mayes	4 8	2 4	2 2	1	12
Dawson	10 14	0 0	4 4	6	24
Hunter	4 7	0 0	3 7	11	11
McCloud	5 8	4 6	4 4	2	18
White	0 1	0 1	2 2	3	2
Fitchett	4 6	0 1	4 6	3	12
Polite	5 6	0 0	0 1	4	10
Boyd	0 0	0 0	0 0	0	0
Johnson	1 4	0 0	2 2	3	4
Mitchell	0 2	0 0	0 0	1	0
Fedor	0 1	0 0	0 0	0	0
Totals	33 57	6 12	21 28	34	93

Halftime Score: FSU 53, Hardin Simmons 36
 FG%: FSU 58%, Hardin Simmons 45%
 3 PT FG%: FSU 50%, Hardin Simmons 44.4%
 FT%: FSU 75%, Hardin Simmons 73.9%

FSU 83, Louisville 76
January 9, 1988
Tallahassee, Florida

FSU Name	Total FG FGA	3-Point FG FGA	FT FA	REB	TP
McCloud	7 15	3 6	5 6	4	22
Mayes	4 15	0 0	0 1	4	8
Dawson	6 8	0 0	3 5	5	15
Hunter	5 13	0 0	6 10	20	16
Johnson	5 8	0 2	0 0	4	10
Polite	2 9	0 0	3 4	6	7
Fitchett	0 1	0 0	0 0	0	0
Boyd	0 0	0 0	0 0	0	0
White	0 0	0 0	0 0	0	0
Mitchell	2 4	0 0	1 1	0	5
Fedor	0 1	0 0	0 1	2	0
Totals	31 70	3 8	18 28	49	83

Halftime Score: FSU 42, Louisville 29
 FG%: FSU 44%, Louisville 47%
 3 PT FG%: FSU 38%, Louisville 50%
 FT%: FSU 64%, Louisville 57%

FSU 71, Pittsburgh 72
December 28, 1987
Orlando, Florida

FSU Name	Total FG FGA	3-Point FG FGA	FT FA	REB	TP
McCloud	4 12	2 6	0 1	3	10
Dawson	9 21	0 0	0 2	10	18
Hunter	3 5	0 0	0 0	3	6
Johnson	4 7	2 5	0 0	5	10
Mayes	3 11	1 3	4 1	10	
Mitchell	1 4	0 0	0 0	2	
Boyd	0 0	0 0	0 0	0	0
Fitchett	3 4	3 3	0 0	1	9
White	1 3	0 0	1 2	4	3
Polite	0 2	0 0	3 4	4	3
Totals	28 69	8 17	7 13	39	71

Halftime Score: FSU 43, Pittsburgh 35
 FG%: FSU 40.6%, Pittsburgh 44.6%
 3 PT FG%: FSU 47.1%, Pittsburgh 36.4%
 FT%: FSU 53.8%, Pittsburgh 69.2%

FSU 85, Memphis State 92
January 13, 1988
Tallahassee, Florida

FSU Name	Total FG FGA	3-Point FG FGA	FT FA	REB	TP
McCloud	6 11	3 4	5 6	3	20
Mayes	8 11	5 6	10 12	4	31
Dawson	5 15	0 0	6 9	6	22
Hunter	2 4	0 0	2 6	4	4
Johnson	3 5	0 0	3 4	4	9
Polite	2 3	0 0	2 2	3	6
Fitchett	0 0	0 0	0 0	1	0
Boyd	0 0	0 0	0 0	1	0
White	0 0	0 0	0 2	2	0
Mitchell	0 1	0 0	0 0	1	0
Totals	29 51	8 10	26 37	31	92

Halftime Score: FSU 45, Memphis State 45
 FG%: FSU 57%, Memphis State 50%
 3 PT FG%: FSU 80%, Memphis State 25%
 FT%: FSU 70%, Memphis State 80%

FSU 101, Central Florida 67
December 29, 1987
Orlando, Florida

FSU Name	Total FG FGA	3-Point FG FGA	FT FA	REB	TP
White	4 4	0 0	2 2	3	10
Polite	6 7	0 0	3 3	9	15
Hunter	4 7	0 0	2 4	7	10
Johnson	2 2	1 1	2 2	2	7
McCloud	4 10	2 2	2 2	12	
Mitchell	2 3	0 0	1 2	2	5
Barnes	3 5	0 0	2 0	0	6
Boyd	1 3	0 0	2 3	1	4
Mayes	2 5	1 2	3 4	0	8
Fitchett	2 5	1 1	2 2	2	7
Dawson	5 9	0 0	4 5	10	14
Fedor	1 3	0 0	1 2	3	3
Totals	36 63	5 8	24 31	45	101

Halftime Score: FSU 43, Central Florida 27
 FG%: FSU 57.1%, Central Florida 36.9%
 3 PT FG%: FSU 62.5%, Central Florida 20%
 FT%: FSU 77.4%, Central Florida 60%

FSU 86, South Florida 70
January 16, 1988
Tampa, Florida

FSU Name	Total FG FGA	3-Point FG FGA	FT FA	REB	TP
Johnson	1 3	0 0	5 6	3	7
Dawson	7 12	0 0	2 2	8	16
Hunter	3 5	0 0	1 5	6	
McCloud	7 11	1 3	4 4	2	19
Mayes	6 10	3 5	1 2	1	16
Mitchell	1 2	0 0	0 0	0	2
Barnes	0 1	0 0	1 0	0	1
Boyd	2 5	1 1	0 0	1	5
Fitchett	3 4	0 0	0 0	0	6
White	0 3	0 0	1 6	1	1
Fedor	1 1	0 0	0 0	2	2
Polite	3 4	0 0	0 1	6	6
Totals	34 61	5 10	13 22	34	86

Halftime Score: FSU 45, South Florida 25
 FG%: FSU 55.7%, South Florida 50.0%
 3 PT FG%: FSU 50.0%, South Florida 37.5%
 FT%: FSU 59.1%, South Florida 53.8%

BOX SCORES

FSU 74, Cincinnati 71 January 23, 1988 Cincinnati, Ohio

FSU Name	Total		3-Point		FT	FA	REB	TP							
	FG	FGA	FG	FGA											
Fitchett	0	2	0	1	0	0	0	0	0	0	0	0	0	0	0
Dawson	5	10	0	0	2	3	5	12							
Hunter	3	9	0	0	2	2	11	8							
McCloud	7	13	3	4	3	6	4	20							
Mayes	3	8	1	2	2	4	3	9							
Johnson	1	2	0	0	4	4	5	6							
Polite	3	6	0	0	2	2	4	8							
Boyd	0	0	0	0	1	2	0	1							
Mitchell	2	4	0	0	3	3	2	7							
White	1	2	0	0	1	2	0	3							
Totals	25	56	4	7	20	28	38	74							

Halftime Score: FSU 40, Cincinnati 27
 FG%: FSU 44.6%, Cincinnati 44.1%
 3 PT FG%: FSU 57.1%, Cincinnati 35.0%
 FT%: FSU 71.4%, Cincinnati 75.0%

FSU 72, South Carolina 60 January 25, 1988 Tallahassee, Florida

FSU Name	Total		3-Point		FT	FA	REB	TP							
	FG	FGA	FG	FGA											
McCloud	7	18	3	11	6	7	2	23							
Mayes	3	9	1	2	0	0	1	1							
Dawson	6	10	0	0	7	10	12	19							
Hunter	1	3	0	0	1	2	5	3							
Fitchett	1	3	1	3	0	0	1	3							
Polite	3	3	0	0	1	1	5	7							
Johnson	2	0	0	0	0	0	3	4							
White	0	0	0	0	0	0	0	0							
Mitchell	2	5	0	0	2	5	0	6							
Totals	25	55	5	18	17	25	30	75							

Halftime Score: FSU 23, South Carolina 41
 FG%: FSU 45.4%, South Carolina 61.3%
 3 PT FG%: FSU 27.7%, South Carolina 63.6%
 FT%: FSU 66%, South Carolina 82.6%

FSU 93, Central Florida 69 January 28, 1988 Tallahassee, Florida

FSU Name	Total		3-Point		FT	FA	REB	TP							
	FG	FGA	FG	FGA											
McCloud	4	6	3	4	4	5	4	15							
Mayes	3	9	1	4	1	2	3	8							
Dawson	7	9	0	0	6	7	7	20							
Hunter	2	2	0	0	0	1	5	4							
Fitchett	1	2	0	1	1	0	1	2							
Polite	4	5	0	0	2	2	5	10							
Johnson	2	4	0	0	0	0	4	4							
White	3	5	0	0	3	4	8	6							
Boyd	4	5	4	5	3	4	0	15							
Mitchell	1	2	0	0	1	2	0	3							
Fedor	2	3	0	0	0	1	2	4							
Barnes	1	3	0	1	0	0	2	2							
Totals	34	55	8	15	17	29	37	93							

Halftime Score: FSU 40, Central Florida 30
 FG%: FSU 61.8%, Central Florida 46.8%
 3 PT FG%: FSU 53.3%, Central Florida 100%
 FT%: FSU 58.6%, Central Florida 50%

FSU 67, Virginia Tech 88 January 30, 1988 Blacksburg, Virginia

FSU Name	Total		3-Point		FT	FA	REB	TP							
	FG	FGA	FG	FGA											
Johnson	3	6	0	0	4	4	0	10							
Dawson	3	11	0	0	2	2	8	8							
Hunter	5	8	0	0	6	7	7	16							
McCloud	9	19	3	6	2	8	23								
Mayes	5	6	1	1	3	4	4	14							
Polite	2	7	0	0	2	2	10	5							
Boyd	3	7	0	0	4	7	1	10							
Fitchett	0	0	0	0	0	0	0	0							
White	0	0	0	0	0	1	1	0							
Boyd	0	2	0	0	1	0	0	0							
Fedor	0	0	0	0	0	0	0	0							
Totals	30	66	4	8	23	29	42	87							

Halftime Score: FSU 43, Virginia Tech 43
 FG%: FSU 45.5%, Virginia Tech 43.1%
 3 PT FG%: FSU 50.0%, Virginia Tech 36.4%
 FT%: FSU 79.3%, Virginia Tech 61.5%

FSU 82, Monmouth 68 February 2, 1988 Tallahassee, Florida

FSU Name	Total		3-Point		FT	FA	REB	TP							
	FG	FGA	FG	FGA											
Johnson	3	3	1	1	0	0	0	7							
Dawson	8	14	0	1	1	1	8	19							
Mayes	8	11	5	5	0	0	4	21							
Hunter	4	6	0	0	0	0	6	8							
McCloud	3	9	1	4	1	4	1	8							
Fitchett	0	0	0	0	0	0	0	0							
Polite	2	5	0	0	0	2	5	4							
Boyd	3	7	0	3	1	1	1	7							
Mitchell	2	3	0	0	2	3	1	6							
White	1	1	0	0	0	0	0	2							
Fedor	0	0	0	0	0	0	0	0							
Totals	35	59	7	14	5	11	29	62							

Halftime Score: FSU 46, Monmouth 35
 FG%: FSU 59%, Monmouth 55%
 3 PT FG%: FSU 50%, Monmouth 33%
 FT%: FSU 43%, Monmouth 67%

FSU 101, Cincinnati 68 February 6, 1988 Tallahassee, Florida

FSU Name	Total		3-Point		FT	FA	REB	TP							
	FG	FGA	FG	FGA											
McCloud	7	11	3	6	3	3	2	20							
Mayes	7	10	2	3	1	3	2	17							
Hunter	4	4	0	0	0	0	5	8							
Dawson	4	8	0	0	7	7	8	15							
Johnson	2	4	1	1	0	1	0	5							
Fitchett	1	3	1	2	2	2	7	5							
Polite	4	6	0	0	7	8	5	15							
Mitchell	2	7	0	0	0	1	4	4							
Boyd	1	3	0	0	5	7	1	7							
White	2	3	0	0	0	0	0	4							
Fedor	0	0	0	0	1	2	3	1							
Barnes	0	0	0	0	0	0	0	0							
Totals	34	59	7	12	26	33	40	101							

Halftime Score: FSU 49, Cincinnati 27
 FG%: FSU 57.6%, Cincinnati 40.6%
 3 PT FG%: FSU 58.3%, Cincinnati 33%
 FT%: FSU 78.7%, Cincinnati 69.2%

FSU 83, Southern Mississippi 75 February 13, 1988 Tallahassee, Florida

FSU Name	Total		3-Point		FT	FA	REB	TP							
	FG	FGA	FG	FGA											
McCloud	13	16	0	3	2	3	7	18							
Mayes	5	9	1	3	6	8	3	17							
Hunter	3	4	0	0	0	0	2	6							
Dawson	11	19	0	1	4	6	9	26							
Johnson	2	5	0	0	2	2	2	6							
Fitchett	2	2	0	0	0	1	4	4							
Polite	1	3	0	0	2	4	4	4							
Mitchell	1	1	0	0	0	0	1	2							
Boyd	0	0	0	0	0	0	0	0							
White	0	1	0	0	0	2	2	0							
Totals	33	60	1	7	16	25	32	83							

Halftime Score: FSU 35, So. Mississippi 30
 FG%: FSU 55%, So. Mississippi 54.7%
 3 PT FG%: FSU 14.2%, So. Mississippi 37.5%
 FT%: FSU 64%, So. Mississippi 73.6%

FSU 62, Louisville 82 February 17, 1988 Louisville, Kentucky

FSU Name	Total		3-Point		FT	FA	REB	TP							
	FG	FGA	FG	FGA											
Johnson	1	3	0	0	0	1	1	2							

BOX SCORES

FSU 76, Memphis State 81										
February 20, 1988 Memphis, Tennessee										
FSU Name	Total FG	Total FGA	3-Point FG	3-Point FGA	FT	FTA	REB	TP		
Johnson	3	5	1	2	4	4	4	11		
Dawson	3	7	0	0	4	6	11	10		
Hunter	5	13	0	0	1	4	12	11		
McCloud	9	16	2	3	1	1	3	21		
Mayes	5	13	0	3	4	5	4	14		
White	0	0	0	0	0	0	0	0		
Michell	0	0	0	0	0	2	2	0		
Polite	2	2	0	0	1	2	2	5		
Fletcher	1	1	0	0	0	0	2	2		
Boyd	0	1	0	0	0	0	0	0		
Totals	28	58	3	8	17	24	39	76		
Halftime Score: FSU 34, Memphis State 37										
FG%: FSU 48.3%, Memphis State 50.8%										
3 PT FG%: FSU 37.5%, Memphis State 0%										
FT%: FSU 70.6%, Memphis State 75.0%										

FSU 87, Southern Mississippi 83										
May 5, 1988 Hattiesburg, Mississippi										
FSU Name	Total FG	Total FGA	3-Point FG	3-Point FGA	FT	FTA	REB	TP		
McCloud	6	15	3	7	6	7	5	21		
Mayes	5	7	1	3	1	3	1	8		
Fletcher	5	6	2	3	0	0	4	12		
Dawson	7	13	0	0	3	4	5	17		
Hunter	6	7	0	0	4	6	15	16		
Michell	2	3	0	0	2	2	0	6		
Polite	0	1	0	0	0	0	0	0		
Boyd	1	2	1	2	0	0	0	3		
Johnson	2	3	0	1	0	0	1	4		
White	0	1	0	0	0	0	1	0		
Totals	32	58	7	15	16	22	34	87		
Halftime Score: FSU 40, So. Mississippi 37										
FG%: FSU 55.1%, So. Mississippi 47.1%										
3 PT FG%: FSU 46.6%, So. Mississippi 40.0%										
FT%: FSU 72.7%, So. Mississippi 64.2%										

FSU 108, Alabama State 90										
February 24, 1988 Tallahassee, Florida										
FSU Name	Total FG	Total FGA	3-Point FG	3-Point FGA	FT	FTA	REB	TP		
McCloud	8	15	6	10	2	2	3	24		
Mayes	3	11	1	6	0	0	0	7		
Hunter	7	9	0	0	1	1	14	14		
Dawson	11	16	1	4	8	11	27			
Fletcher	3	5	1	2	2	2	4	9		
Johnson	2	3	0	0	2	2	1	6		
Polite	0	0	0	0	5	4	7			
Michell	2	2	0	0	1	4	2	5		
Boyd	0	2	0	1	0	0	0	0		
White	3	3	0	0	1	3	5	7		
Fedor	0	0	0	0	1	2	1	2		
Barnes	0	0	0	0	1	2	1	1		
Totals	41	68	9	20	17	31	48	108		
Halftime Score: FSU 51, Alabama State 48										
FG%: FSU 60.2%, Alabama State 47.5%										
3 PT FG%: FSU 45%, Alabama State 25%										
FT%: FSU 54.6%, Alabama State 75%										

FSU 84, Cincinnati 74										
March 11, 1988 Memphis, Tennessee										
Metro Tournament										
FSU Name	Total FG	Total FGA	3-Point FG	3-Point FGA	FT	FTA	REB	TP		
Fletcher	0	1	0	0	2	3	5	2		
Dawson	6	14	0	0	2	3	6	14		
Hunter	5	6	0	0	1	1	7	10		
McCloud	10	16	4	6	10	12	6	34		
Mayes	4	6	1	3	3	3	2	12		
Johnson	0	0	0	0	2	2	1	2		
Polite	1	2	0	0	0	1	2			
Michell	0	1	0	0	2	4	2	2		
Boyd	2	3	1	2	1	3	1	6		
White	0	1	0	0	0	0	1	0		
Totals	28	52	6	11	22	31	33	84		
Halftime Score: FSU 30, Cincinnati 28										
FG%: FSU 53.8%, Cincinnati 46.9%										
3 PT FG%: FSU 54.5%, Cincinnati 33.3%										
FT%: FSU 70.9%, Cincinnati 47.8%										

FSU 78, South Carolina 81										
February 27, 1988 Columbia, South Carolina										
FSU Name	Total FG	Total FGA	3-Point FG	3-Point FGA	FT	FTA	REB	TP		
Fletcher	0	3	0	1	0	0	2	0		
Dawson	8	11	0	1	1	3	3	17		
Hunter	0	0	0	0	2	2	5	2		
McCloud	11	17	3	4	1	2	6	26		
Mayes	1	6	0	2	2	3	1	4		
Michell	3	6	0	0	1	2	0	7		
Johnson	1	2	0	1	3	4	0	5		
Polite	4	4	0	0	2	2	2	10		
White	0	0	0	0	0	0	1	0		
Boyd	2	2	0	0	3	3	1	7		
Fedor	0	0	0	0	0	0	0	0		
Totals	30	51	3	9	15	21	24	78		
Halftime Score: FSU 37, South Carolina 46										
FG%: FSU 58.8%, South Carolina 56.9%										
3 PT FG%: FSU 33.3%, South Carolina 50.0%										
FT%: FSU 71.4%, South Carolina 78.6%										

FSU 74, Memphis State 81										
March 12, 1988 Memphis, Tennessee										
Metro Tournament										
FSU Name	Total FG	Total FGA	3-Point FG	3-Point FGA	FT	FTA	REB	TP		
Fletcher	3	5	0	1	0	0	3	6		
Dawson	5	11	0	0	6	8	15	16		
Hunter	6	10	0	0	1	2	10	13		
McCloud	6	14	2	4	5	6	3	19		
Mayes	5	9	2	5	0	0	1	12		
Boyd	0	1	0	1	0	0	0	0		
Johnson	3	3	0	0	0	0	0	6		
Polite	0	0	0	0	0	0	1	0		
Michell	1	3	0	0	2	2	0	2		
White	0	0	0	0	0	0	0	0		
Totals	29	55	4	11	12	18	35	74		
Halftime Score: FSU 33, Memphis State 37										
FG%: FSU 51.8%, Memphis State 46.3%										
3 PT FG%: FSU 36.4%, Memphis State 0%										
FT%: FSU 60.7%, Memphis State 73.1%										

FSU 92, Virginia Tech 79										
March 2, 1988 Tallahassee, Florida										
FSU Name	Total FG	Total FGA	3-Point FG	3-Point FGA	FT	FTA	REB	TP		
McCloud	6	14	2	6	5	5	2	19		
Mayes	5	8	1	2	0	0	2	11		
Hunter	5	9	0	0	1	1	19	11		
Dawson	2	20	0	0	4	9	13	22		
Fletcher	4	11	2	3	0	0	5	10		
Johnson	4	6	2	1	4	4	1	12		
Polite	0	4	0	0	2	2	2	2		
Michell	1	5	0	0	3	4	3	5		
Boyd	0	0	0	0	0	0	0	0		
White	0	2	0	0	0	0	2	0		
Totals	34	79	5	12	19	25	53	92		
Halftime Score: FSU 43, Virginia Tech 44										
FG%: FSU 43%, Virginia Tech 40%										
3 PT FG%: FSU 41.6%, Virginia Tech 24%										
FT%: FSU 76%, Virginia Tech 50%										

FSU 98, Iowa 102										
March 18, 1988 Pauley Pavilion										
NCAA Tournament										
FSU Name	Total FG	Total FGA	3-Point FG	3-Point FGA	FT	FTA	REB	TP		
Johnson	4	5	3	3	1	1	0	12		
Dawson	13	21	0	0	4	5	4	30		
Hunter	2	6	0	0	0	0	9	4		
Mayes	7	14	2	7	1	2	3	17		
McCloud	8	19	5	13	0	1	3	21		
Polite	1	3	0	0	2	2	4	4		
Boyd	1	2	1	2	0	0	3	3		
Michell	0	1	0	0	0	0	1	0		
White	0	0	0	0	0	0	0	0		
Totals	39	75	12	26	8	11	38	98		
Halftime Score: FSU 46, Iowa 51										
FG%: FSU 53.0%, Iowa 60.4%										
3 PT FG%: FSU 46.2%, Iowa 42.9%										
FT%: FSU 72.7%, Iowa 74.4%										

