

STATISTICS


STATISTICS: THE RECORD BOOK


IN THIS SECTION

Individual Records	87
Team Records	91
Civic Center Records	92
Tournament History	93
Year-By-Year Record	93
Series Records	94
All-Time FSU Scores	95
FSU Basketball Lettermen	98
The Metro Conference	99

Photo: Ron King starred for the Seminoles in the early 1970s and set several records that today's players are still trying to reach. His 46 points scored against Georgia Southern in the 1970-71 season ranks as the finest single game performance in Seminole basketball history. He averaged 19.6 points per game for his career, which ties him for fourth on the all-time list.

Next Page: Dave Cowens, still considered to be one of Florida State's finest athletes, is one of several Seminoles who have enjoyed successful careers in the NBA. Cowens, FSU's all-time leading career rebounder, lettered from 1967-70 and went on to star with the world champion Boston Celtics.





INDIVIDUAL RECORDS

All-Time Records

Most Points

Game: 46, Ron King vs. Georgia Southern, 1970 – 71
 Season: 743, Jim Oler, 1955 – 56
 Career: 1820, Jim Oler, 1952 – 56

Most Field Goals

Game: 21, Ron King vs. Georgia Southern, 1970 – 71
 Season: 260, Alton Lee Gipson, 1983 – 84
 Career: 640, Mickey Dillard, 1976 – 81

Most Field Goal Attempts

Game: 37, Ham Wernke vs. Tampa, 1952 – 53
 Career: 1308, Ham Wernke, 1951 – 55

Best Field Goal Percentage

Game: 94.1 (16 - 17), Murray Brown vs. Auburn, 1978 – 79
 Season: 69.1 (237 - 343), Murray Brown, 1978 – 79
 Career: 66.8 (566 - 847), Murray Brown, 1976 – 80

Most Free Throws

Game: 22, Jim Oler vs. Rollins, 1954 – 55 and vs. Morningside, 1955 – 56
 Season: 311, Jim Oler, 1955 – 56
 Career: 762, Jim Oler, 1952 – 56

Most Free Throw Attempts

Game: 30, Jim Oler vs. Morningside, 1955 – 56
 Season: 350, Jim Oler, 1955 – 56
 Career: 975, Jim Oler, 1952 – 56

Best Free Throw Percentage

Game: 100.00 (10 - 10), Granville Arnold vs. Memphis State, 1983 – 84
 100.00 (10 - 10), Tony Dawson vs. FIU, 1987 – 88
 Season: 89.5 (51 - 57), Ken Macklin, 1969 – 70
 Career: 81.7 (161 - 197), Granville Arnold, 1982 – 85

Most Rebounds

Game: 32, Rick Benson vs. Florida Southern, 1954 – 55
 Season: 456, Dave Cowens, 1967 – 68
 Career: 1340, Dave Cowens, 1967 – 70

Most Assists

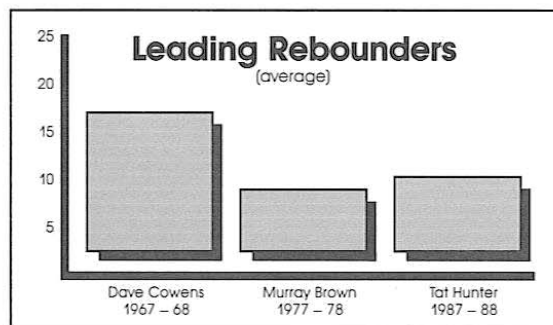
Game: 16, Otto Petty vs. South Alabama, 1971 – 72
 16, Tony William vs. Jacksonville, 1982 – 83
 Season: 227, Otto Petty, 1970 – 71
 Career: 602, Otto Petty, 1970 – 73

Best Scoring Average

Season: 29.7, Jim Oler, 1955 – 56
 Career: 23.2, Mitchell Wiggins, 1981 – 83

Best Rebound Average

Season: 17.5, Dave Cowens, 1967 – 68
 Career: 17.2, Dave Cowens, 1967 – 70



Single Game Records

Points

- 46, Ron King vs. Georgia Southern, 1970 – 71
- 43, Hugh Durham vs. Stetson, 1956 – 57
- 43, Dave Fedor vs. Miami, 1959 – 60
- 42, Murray Brown vs. Auburn, 1978 – 79
- 42, Jim Oler vs. Morningside, 1955 – 56
- 40, Pee Wee Barber vs. Miami, 1986 – 87
- 38, Ham Wernke vs. Tampa, 1952 – 53
- 38, Dave Fedor vs. Tampa, 1961 – 62
- 38, David Thompson vs. South Alabama, 1976 – 77
- 37, Dave Fedor vs. Rollins, 1959 – 60
- 37, Mitchell Wiggins vs. South Carolina, 1981 – 82
- 37, Mitchell Wiggins vs. Florida, 1981 – 82
- 37, Mitchell Wiggins vs. Memphis State, 1982 – 83
- 36, Hugh Durham vs. Georgia, 1958 – 59
- 36, Mitchell Wiggins vs. San Diego State, 1982 – 83
- 35, Ham Wernke vs. Montana State, 1954 – 55
- 35, Vernell Elzy vs. Biscayne, 1970 – 71
- 35, Reggie Royals vs. UC-Irvine, 1970 – 71
- 35, Benny Clyde vs. Oklahoma City, 1972 – 73
- 35, Larry Warren vs. Texas A&M, 1973 – 74
- 35, Alton Lee Gipson vs. Virginia Tech, 1983 – 84
- 35, Pee Wee Barber vs. Memphis State, 1986 – 87

Field Goals Made

- 21, Ron King vs. Georgia Southern, 1970 – 71
- 17, Ron King vs. Pan Am, 1970 – 71
- 17, Ron King vs. Miami, 1970 – 71
- 17, David Thompson vs. South Alabama, 1976 – 77
- 17, Mitchell Wiggins vs. San Diego State, 1982 – 83
- 16, Dave Fedor vs. Miami, 1959 – 60
- 16, Larry Warren vs. Marshall, 1974 – 75
- 16, Murray Brown vs. Auburn, 1978 – 79
- 16, Alton Lee Gipson vs. Tampa, 1984 – 85
- 15, Dave Fedor vs. Rollins, 1959 – 60
- 15, Ray Swain vs. Tampa, 1961 – 62
- 15, Reggie Royals vs. UC-Irvine, 1970 – 71
- 15, Mitchell Wiggins vs. Florida, 1981 – 82

Field Goals Attempted

- 37, Ham Wernke vs. Tampa, 1952 – 53
- 32, Rick Benson vs. Beloit, 1954 – 55
- 32, Ron King vs. Georgia Southern, 1970 – 71
- 31, Ian Morrison vs. Tampa, 1966 – 67
- 30, Burt Deckel vs. Furman, 1957 – 58
- 30, Don Bates vs. Stetson, 1958 – 59
- 29, Don Bates vs. Auburn, 1958 – 59
- 29, Ron King vs. Miami, 1970 – 71
- 28, Rick Benson vs. Georgia Teachers, 1954 – 55
- 28, Hugh Durham vs. Auburn, 1958 – 59
- 28, David Thompson vs. Jacksonville, 1976 – 77
- 28, David Thompson vs. UNC-Charlotte, 1976 – 77

Field Goal Percentage

- 94.1 (16 - 17), Murray Brown vs. Auburn, 1978 – 79
- 89.5 (17 - 19), Mitchell Wiggins vs. San Diego State, 1982 – 83
- 72.7 (16 - 22), Larry Warren vs. Marshall, 1974 – 75
- 71.4 (15 - 21), Mitchell Wiggins vs. Florida, 1981 – 82
- 70.0 (14 - 20), Benny Clyde vs. Oklahoma City, 1972 – 73
- 68.8 (11 - 16), Tony Dawson vs. Alabama State, 1987 – 88
- 66.7 (14 - 21), Randy Allen vs. Memphis State, 1984 – 85
- 65.6 (21 - 32), Ron King vs. Georgia Southern, 1970 – 71
- 65.4 (17 - 26), David Thompson vs. South Alabama, 1976 – 77
- 65.4 (17 - 26), Ron King vs. Pan American, 1969 – 70

Free Throws Made

- 22, Jim Oler vs. Rollins, 1954 – 55
- 22, Jim Oler vs. Morningside, 1955 – 56
- 16, Jim Oler vs. Montana State, 1954 – 55
- 15, Hugh Durham vs. Georgia, 1957 – 58
- 15, Hugh Durham vs. Stetson, 1956 – 57
- 14, Hugh Durham vs. Murray State, 1957 – 58
- 14, Hugh Durham vs. Kentucky, 1958 – 59
- 14, Elvis Rolle vs. Marquette, 1980 – 81
- 14, Mitchell Wiggins vs. Virginia Tech, 1982 – 83
- 14, Pee Wee Barber vs. Southern Miss., 1986 – 87

Free Throws Attempted

- 30, Jim Oler vs. Morningside, 1955 – 56
- 29, Jim Oler vs. Rollins, 1954 – 55
- 29, Gary Schull vs. Memphis State, 1977 – 78
- 20, Hugh Durham vs. Georgia, 1957 – 58
- 19, Murray Brown vs. Tulane, 1978 – 79
- 18, Jim Oler vs. Stetson, 1954 – 55
- 18, Elvis Rolle vs. Marquette, 1980 – 81
- 17, Jim Oler vs. Montana State, 1954 – 55
- 17, Jim Oler vs. Miami, 1954 – 55

Rebounds

- 32, Rick Benson vs. Florida Southern, 1954 – 55
- 31, Dave Cowens vs. LSU, 1967 – 68
- 30, Dave Cowens vs. Citadel, 1967 – 68
- 28, Dave Fedor vs. Rollins, 1959 – 60
- 27, Gary Schull vs. Jacksonville, 1965 – 66
- 27, Dave Cowens vs. Stetson, 1968 – 69
- 26, Don Boltz vs. Stetson, 1958 – 59
- 26, Dave Cowens vs. Hawaii, 1968 – 69
- 25, Dave Cowens vs. Clemson, 1969 – 70
- 23, Don Boltz vs. Miami, 1958 – 59
- 23, Dave Cowens vs. Florida Southern, 1967 – 68
- 23, Lawrence McCray vs. Connecticut, 1972 – 73

Assists

- 16, Otto Petty vs. South Alabama, 1971 – 72
- 16, Tony Williams vs. Jacksonville, 1982 – 83
- 15, Otto Petty vs. Pan Am, 1970 – 71
- 15, Otto Petty vs. Samford, 1971 – 72
- 15, Carlton Byrd vs. Stetson, 1976 – 77
- 15, Tony Jackson vs. Ala. - Birmingham, 1979 – 80
- 14, Otto Petty vs. Biscayne, 1970 – 71
- 14, Otto Petty vs. Northwestern, 1972 – 73
- 14, Wayne Smalls vs. Cal. State - Bakersfield, 1974 – 75
- 13, Otto Petty vs. Seton Hall, 1972 – 73
- 13, Otto Petty vs. Stetson, 1972 – 73
- 13, Carlton Byrd vs. South Florida, 1973 – 74
- 13, Tony William vs. Monmouth College, 1983 – 84

Single Season Records

Scoring Average

Name	Year	Avg.
1. Jim Oler	1955 – 56	29.7
2. Mitchell Wiggins	1981 – 82	23.8
3. Ron King	1970 – 71	22.7
Mitchell Wiggins	1982 – 83	22.7
5. Hugh Durham	1958 – 59	21.9
6. Murray Brown	1978 – 79	21.7
7. Ham Wernke	1952 – 53	21.3
8. Jim Oler	1954 – 55	21.1
Dave Fedor	1959 – 60	21.1
10. Mickey Dillard	1979 – 80	20.4
Dave Fedor	1961 – 62	20.4
12. Dave Cowens	1967 – 68	20.3
13. Alton Lee Gipson	1983 – 84	20.2
14. Ham Wernke	1954 – 55	19.7
15. Hugh Durham	1956 – 57	19.6

Top Field Goal Shooters

Name	Year	FGM - FGA	Pct.
1. Murray Brown	1978 – 79	237 - 343	691
2. Murray Brown	1979 – 80	230 - 356	646
3. Harry Davis	1975 – 76	143 - 224	638
4. William Williams	1969 – 70	185 - 291	636
5. Jan Gies	1968 – 69	80 - 291	620
6. Kris Anderson	1976 – 77	65 - 105	619
7. Jerome Fitchett	1985 – 86	126 - 205	615
8. Jerome Fitchett	1984 – 85	74 - 121	612
9. Elvis Rolle	1979 – 80	197 - 322	611
10. Kris Anderson	1980 – 81	108 - 182	593
11. Kris Anderson	1978 – 79	105 - 179	587
12. Greg Grady	1974 – 75	154 - 265	581
13. Lawrence McCray	1972 – 73	170 - 293	580
14. Harry Davis	1977 – 78	217 - 376	577
15. Mitchell Wiggins	1981 – 82	223 - 388	574
Dean Shaffer	1983 – 84	132 - 230	574

Top Free Throw Shooters

Name	Year	FT - FTA	Pct.
1. Ken Macklin	1969 – 70	51 - 57	895
2. Brad Johnson	1987 – 88	41 - 46	891
3. Jerry Shirley	1963 – 64	59 - 68	868
4. Ron Harris	1969 – 70	46 - 54	852
5. Granville Arnold	1983 – 84	85 - 101	842
6. Ron Malmen	1964 – 65	58 - 69	841
7. Randy Cable	1967 – 68	42 - 50	840
8. Wayne Smalls	1976 – 77	26 - 31	838
9. Jeff Hogan	1967 – 68	91 - 110	827
Carlton Byrd	1976 – 77	96 - 116	827
11. Jerome Fitchett	1986 – 87	59 - 72	819
12. Jim Oler	1955 – 56	311 - 350	818
13. Kris Anderson	1977 – 78	49 - 60	816
14. Kris Anderson	1978 – 79	66 - 81	815
15. Jerry Shirley	1964 – 65	57 - 70	814

Top Rebounders

Name	Year	Rebounds	Avg.
1. Dave Cowens	1967 – 68	456	17.5
2. Rick Benson	1954 – 55	451	17.3
3. Dave Cowens	1969 – 70	447	17.2
4. Dave Cowens	1968 – 69	437	17.0
5. Dave Fedor	1959 – 60	400	16.0
6. Reggie Royals	1970 – 71	390	15.0
7. Dave Fedor	1960 – 61	336	14.0
8. Gary Schull	1965 – 66	317	12.7
9. Don Boltz	1957 – 58	303	12.1
10. Reggie Royals	1971 – 72	351	11.0

Assists

Name	Year	Assists
1. Otto Petty	1970 – 71	227
2. Tony William	1983 – 84	215
3. Tony Jackson	1979 – 80	213
4. Otto Petty	1972 – 73	202
5. Otto Petty	1971 – 72	173
6. Dean Shaffer	1984 – 85	171
7. Tony Jackson	1977 – 78	166
8. Carlton Byrd	1976 – 77	159
9. Tony Jackson	1978 – 79	158
10. Tony William	1982 – 83	156
11. Skip Young	1968 – 69	155
12. Dean Shaffer	1983 – 84	146
Pee Wee Barber	1985 – 86	146
14. Pee Wee Barber	1986 – 87	144
15. Skip Young	1969 – 70	127



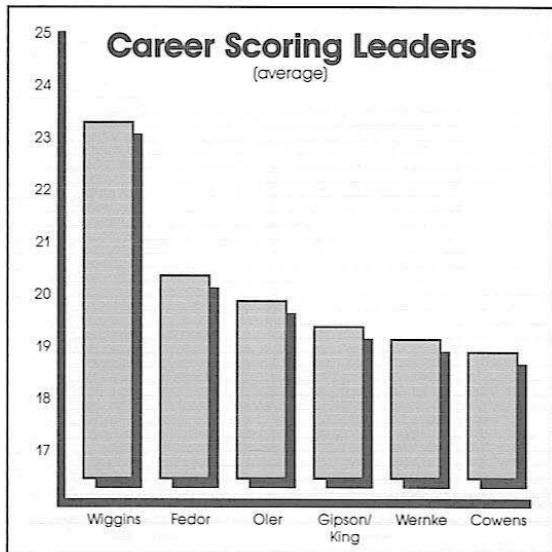
500 Point Club (one season)

Name	Year	Pts.
1. Jim Oler	1955 - 56	743
2. Mickey Dillard	1979 - 80	635
3. Murray Brown	1978 - 79	629
4. Alton Lee Gipson	1983 - 84	626
5. Ron King	1970 - 71	589
6. Murray Brown	1979 - 80	578
7. Pee Wee Barber	1986 - 87	576
8. Ron King	1971 - 72	573
9. Alton Lee Gipson	1984 - 85	568
10. Jim Oler	1954 - 55	549
11. Harry Davis	1977 - 78	546
12. George McCloud	1987 - 88	546
13. Mitchell Wiggins	1982 - 83	544
14. Tony Dawson	1987 - 88	536
15. Dave Fedor	1959 - 60	527
16. Mitchell Wiggins	1981 - 82	523
17. Mickey Dillard	1980 - 81	515
18. Ham Wernke	1954 - 55	512
19. Hugh Durham	1956 - 57	509
20. Dave Cowens	1967 - 68	508
21. Dave Cowens	1968 - 69	508
22. Hugh Durham	1958 - 59	504
23. David Thompson	1976 - 77	500

Career Records

Scoring Averages

Name	Years	Games/Points	Avg.
1. Mitchell Wiggins	1981 - 83	46 - 1067	23.2
2. Dave Fedor	1959 - 62	72 - 1453	20.2
3. Jim Oler	1952 - 56	91 - 1820	20.0
4. Alton Lee Gipson	1983 - 85	61 - 1194	19.6
5. Ron King	1970 - 73	64 - 1252	19.6
6. Ham Wernke	1951 - 55	73 - 1409	19.3
7. Dave Cowens	1967 - 70	78 - 1479	19.0
8. Hugh Durham	1956 - 59	73 - 1381	18.9
9. Pee Wee Barber	1986 - 87	58 - 1039	17.9
10. Reggie Royals	1970 - 73	84 - 1402	16.7
11. Larry Warren	1972 - 75	51 - 840	16.5
12. Elvis Rolle	1979 - 81	59 - 923	15.6
13. David Thompson	1975 - 78	83 - 1289	15.5
14. Mickey Dillard	1976 - 81	115 - 1734	15.1
15. Gary Schull	1963 - 66	76 - 1122	14.8



Field Goals Made

Name	Years	Field Goals
1. Mickey Dillard	1976 - 81	640
Harry Davis	1974 - 78	640
3. Dave Fedor	1959 - 62	585
Randy Allen	1984 - 87	585
5. Dave Cowens	1967 - 70	582
6. Reggie Royals	1970 - 73	580
7. David Thompson	1975 - 78	571
8. Murray Brown	1976 - 80	566
9. Ron King	1970 - 73	542
10. Jim Oler	1952 - 56	529
11. Ham Wernke	1951 - 55	508
12. Alton Lee Gipson	1983 - 85	496
13. Lawrence McCray	1971 - 74	492
14. Larry Warren	1973 - 76	473
15. Hugh Durham	1956 - 59	470

Field Goals Attempted

Name	Years	Attempts
1. Ham Wernke	1951 - 55	1308
2. Jim Oler	1952 - 56	1303
3. Mickey Dillard	1976 - 81	1248
4. Hugh Durham	1956 - 59	1230
5. David Thompson	1975 - 78	1213
6. Randy Allen	1984 - 87	1196
7. Reggie Royals	1970 - 73	1181
8. Dave Fedor	1959 - 62	1174
9. Ron King	1970 - 73	1170
10. Dave Cowens	1967 - 70	1122
11. Rick Benson	1951 - 55	1104
12. Harry Davis	1974 - 78	1095
13. Larry Warren	1973 - 76	1069
14. Dave Artmeier	1952 - 56	1050

Field Goal Percentages

Name	Years	FGM - FGA	Pct.
1. Murray Brown	1976 - 80	566 - 847	.668
2. Elvis Rolle	1979 - 81	365 - 619	.589
3. Kris Anderson	1976 - 81	371 - 633	.586
4. Harry Davis	1974 - 78	640 - 1095	.585
5. Jerome Fitchett	1984 - 88	388 - 677	.573
6. Jan Gies	1967 - 70	245 - 428	.572
7. Greg Grady	1972 - 75	300 - 532	.564
8. Willie Williams	1968 - 70	268 - 482	.556
9. Tat Honter	1985 - 88	273 - 493	.554
10. Mitchell Wiggins	1981 - 83	439 - 798	.550
11. Lawrence McCray	1971 - 74	492 - 896	.549
12. Vince Martello	1982 - 84	302 - 566	.534
13. Dave Cowens	1967 - 70	581 - 1122	.519
14. LaRae Davis	1985 - 87	274 - 535	.512
15. Raleigh Choice	1985 - 87	286 - 563	.512

Free Throw Percentages

Name	Years	FTM - FTA	Pct.
1. Granville Arnold	1982 - 85	161 - 197	.817
2. Jerry Shirley	1962 - 65	161 - 198	.813
3. Pee Wee Barber	1985 - 87	197 - 250	.788
4. Jim Oler	1952 - 56	762 - 975	.782
5. Dave Fedor	1959 - 62	283 - 363	.780
6. LaRae Davis	1985 - 87	96 - 123	.780
7. Hugh Durham	1956 - 59	441 - 569	.777
8. Vince Martello	1982 - 84	130 - 168	.774
9. Mickey Dillard	1976 - 81	448 - 583	.768
10. Randy Cable	1967 - 70	106 - 139	.763
11. Larry Warren	1973 - 76	162 - 212	.762
12. Mitchell Wiggins	1981 - 83	189 - 249	.759
13. Kris Anderson	1976 - 81	205 - 271	.756
Jim Liteky	1957 - 59	135 - 181	.751
15. Wayne Smalls	1973 - 77	101 - 135	.748
Jeff Hogan	1966 - 69	232 - 305	.748

Games Played

Name	Years	Games
1. Jerome Fitchett	1984 – 88	118
2. Maurice Myrick	1981 – 85	116
3. Randy Allen	1984 – 87	115
Mickey Dillard	1976 – 80	115
5. Harry Davis	1974 – 78	108
Tony Jackson	1976 – 80	108
7. Eugene Harris	1973 – 78	107
Kris Anderson	1976 – 81	107
9. Murray Brown	1976 – 80	106
10. Carlton Byrd	1973 – 77	105
11. Wayne Smalls	1973 – 77	104
12. Greg Grady	1972 – 76	100
13. Bobby Parks	1977 – 81	97
14. Jim Oler	1952 – 56	91
15. David Speights	1981 – 85	90

Assists

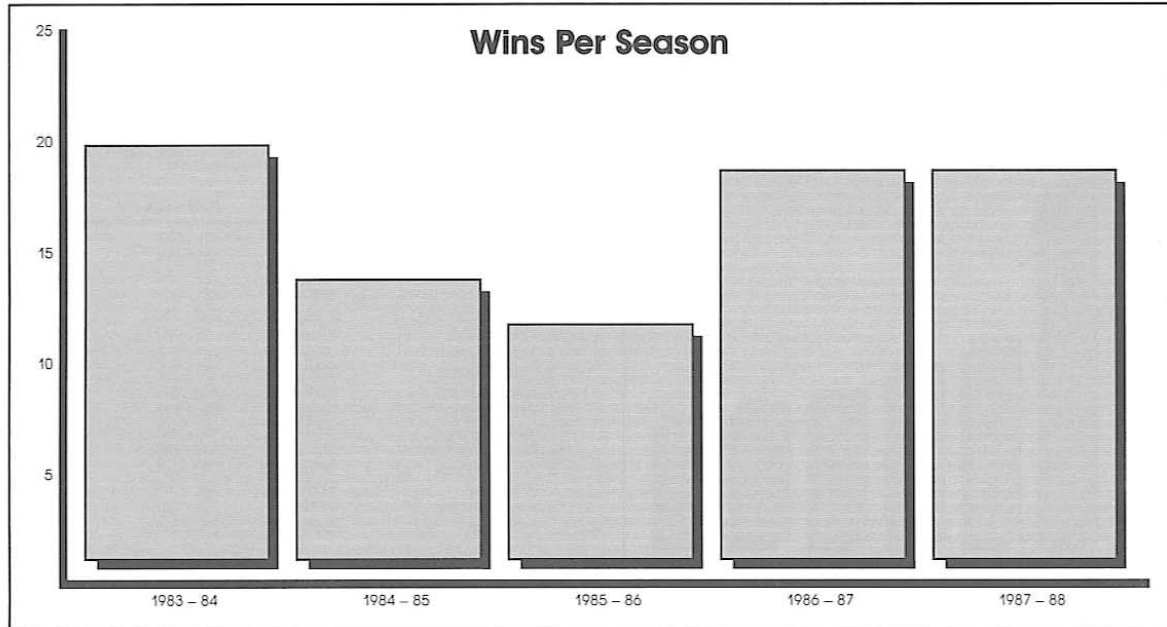
Name	Years	Assists
1. Otto Petty	1970 – 73	602
2. Tony Jackson	1976 – 80	550
3. Tony William	1981 – 84	482
4. Carlton Byrd	1973 – 77	401
5. Skip Young	1968 – 71	320
6. Dean Shaffer	1983 – 85	318
7. Mickey Dillard	1976 – 81	313
8. Pee Wee Barber	1985 – 87	290
9. Bobby Parks	1977 – 81	272
10. Wayne Smalls	1973 – 77	270
11. Eugene Harris	1973 – 77	251
12. Otis Cole	1971 – 74	214
13. Reggie Royals	1970 – 71	202
14. Larry Warren	1973 – 75	180
15. George McCloud	1986 – 88	174

500 Board Club

Name	Years	Games	Avg.	Rebounds
1. Dave Cowens	1967 – 70	78	17.2	1340
2. Reggie Royals	1970 – 73	84	11.9	1006
3. Dave Fedor	1959 – 62	72	13.5	969
4. Greg Grady	1972 – 76	100	7.9	793
5. Gary Schull	1963 – 66	76	10.1	769
6. Lawrence McCray	1971 – 74	84	9.0	759
7. Harry Davis	1974 – 78	108	6.8	734
8. Randy Allen	1984 – 87	115	6.3	725
9. Kris Anderson	1976 – 81	107	6.7	714
10. Murray Brown	1976 – 80	106	6.0	638
11. David Thompson	1975 – 78	83	7.5	619
12. Don Boltz	1957 – 59	48	11.8	567
Willie Williams	1968 – 70	52	10.3	534
14. Ray Swain	1959 – 60	72	11.6	534
15. Rowland Garrett	1969 – 72	76	6.9	525
16. Tat Hunter	1985 – 88	87	5.9	509

1,000 Point Club

Name	Years	Games	FG	FT	Pts.	Avg.
1. Jim Oler	1952 – 56	91	529	762	1820	20.0
2. Mickey Dillard	1976 – 81	115	640	448	1734	15.1
3. Harry Davis	1974 – 78	108	640	234	1514	14.0
4. Dave Cowens	1966 – 70	78	582	315	1479	19.0
5. Murray Brown	1976 – 80	106	566	338	1470	13.9
6. Dave Fedor	1959 – 62	72	585	283	1453	20.2
7. Randy Allen	1984 – 87	115	585	252	1482	12.4
8. Ham Wernke	1951 – 55	73	508	393	1409	19.3
9. Reggie Royals	1970 – 73	84	580	242	1402	16.7
10. Ron King	1970 – 73	64	542	168	1352	19.6
11. David Thompson	1975 – 78	83	571	147	1289	15.5
12. Hugh Durham	1956 – 59	73	470	441	1281	18.9
13. Alton Lee Gipson	1983 – 85	61	496	202	1194	19.6
14. Jeff Hogan	1966 – 69	79	466	232	1164	14.8
15. Gary Schull	1963 – 66	76	403	316	1122	14.3
16. Lawrence McCray	1972 – 74	84	492	127	1111	13.2
17. Larry Warren	1973 – 76	78	473	162	1108	14.2
18. Mitchell Wiggins	1981 – 83	46	439	189	1067	23.2
19. Pee Wee Barber	1985 – 87	58	387	197	1039	17.9
20. Wayne Smalls	1973 – 77	104	457	101	1015	9.8



TEAM RECORDS

Single Game Records

Most Points — Home

- 139, Baptist 72, 1976 — 77
- 134, Valdosta 65, 1971 — 72
- 125, South Dakota 65, 1970 — 71
- 122, Samford 79, 1970 — 71
- 122, Clemson 80, 1969 — 70
- 122, Miami 93, 1967 — 68

Most Points — Away

- 123, Tampa 92, 1961 — 62
- 121, Pepperdine 83, 1969 — 70
- 116, Tampa 95, 1960 — 61
- 112, Miami 96, 1969 — 70
- 111, Miami 84, 1968 — 69

Most Points — Neutral

- 130, LSU 100, 1967 — 68
- 117, Southern Mississippi 84, 1970 — 71
- 108, Furman 96, 1956 — 57
- 108, Tulane 97, 1969 — 70
- 107, W. Kentucky 87, 1973 — 74
- 101, Tulane 92, 1978 — 79
- 99, Texas A&M 79, 1973 — 74
- 98, Iowa 102, 1987 — 88
- 97, Georgia 87, 1954 — 55

Most Points — Both Teams

- 230 — FSU 130, FSU 100, 1968 — 69
- 222 — FSU 108, Jacksonville 114, 1970 — 71
- 220 — FSU 114, Miami 106, 1970 — 71
- 291 — FSU 117, USM 102, 1986 — 87

Winning Margin

- 69 — FSU 134, Valdosta 65, 1971 — 72
- 67 — FSU 139, Baptist 72, 1977 — 78
- 64 — FSU 121, Tampa 57, 1965 — 66
- 60 — FSU 125, South Dakota 64, 1970 — 71
- 58 — FSU 108, Georgia Tech 50, 1971 — 72
- 57 — FSU 110, Rollins 53, 1961 — 62
- 57 — FSU 109, PB Atlantic 52, 1975 — 76

Fewest Points Allowed

- 21 vs. Mississippi College, 1948 — 49
- 24 vs. Mississippi College, 1949 — 50
- 27 vs. Troy State, 1949 — 50
- 34 vs. Samford, 1972 — 73
- 34 vs. Memphis State, 1978 — 79
- 36 vs. Spring Hill, 1947 — 48
- 36 vs. Stetson, 1948 — 49
- 37 vs. Troy State, 1947 — 48
- 37 vs. Charleston, 1949 — 50

Rebounds

- 84 vs. LSU, 1967 — 68
- 82 vs. Valdosta, 1970 — 71
- 72 vs. Valdosta, 1968 — 69
- 76 vs. Georgetown, 1969 — 70
- 76 vs. Wisconsin-Milwaukee, 1970 — 71

- 75 vs. Clemson, 1969 — 70
- 75 vs. Miami, 1969 — 70
- 75 vs. South Dakota, 1970 — 71
- 75 vs. Valdosta, 1971 — 72

Most Fouls

- 35 vs. Florida, 1964 — 65
- 34 vs. Memphis State, 1959 — 60
- 33 vs. Vanderbilt, 1986 — 87
- 32 vs. Alabama, 1964 — 65
- 32 vs. Florida, 1967 — 68
- 32 vs. Missouri, 1976 — 77
- 32 vs. San Diego State, 1982 — 83
- 32 vs. Iowa, 1987 — 88

Fewest Fouls

- 7 vs. Connecticut, 1972 — 73
- 9 vs. Stetson, 1971 — 72
- 9 vs. Louisville, 1984 — 85
- 10 vs. Auburn, 1961 — 62
- 10 vs. Georgia, 1964 — 65
- 10 vs. Florida, 1964 — 65
- 10 vs. Dayton, 1968 — 69
- 10 vs. UC-Irvine, 1970 — 71
- 10 vs. Samford, 1972 — 73
- 10 vs. Bucknell, 1987 — 88

Field Goals Attempted

- 115 vs. LSU, 1965 — 66
- 111 vs. Valdosta, 1968 — 69
- 110 vs. Valdosta, 1971 — 72
- 109 vs. Valdosta, 1970 — 71

Field Goals Made

- 56 vs. Baptist, 1976 — 77
- 55 vs. Valdosta, 1971 — 72
- 54 vs. South Dakota, 1970 — 71
- 54 vs. Samford, 1970 — 71
- 53 vs. Valdosta, 1968 — 69
- 52 vs. Tampa, 1961 — 62
- 52 vs. LSU, 1965 — 66

Free Throws Attempted

- 53 vs. Stetson, 1957 — 58
- 48 vs. Georgia, 1957 — 58
- 48 vs. FIU, 1987 — 88
- 47 vs. Florida, 1980 — 81
- 46 vs. Memphis State, 1965 — 66
- 46 vs. Missouri Western, 1976 — 77
- 45 vs. Marquette, 1980 — 81
- 43 vs. Georgia, 1959 — 60
- 43 vs. North Carolina, 1971 — 72
- 43 vs. Pitt, 1984 — 85

Free Throws Made

- 38 vs. Stetson, 1956 — 57
- 37 vs. Marquette, 1980 — 81
- 36 vs. Georgia, 1957 — 58
- 34 vs. Florida, 1980 — 81
- 33 vs. Memphis State, 1964 — 65
- 33 vs. FIU, 1987 — 88
- 32 vs. Hofstra, 1967 — 68
- 32 vs. Georgia Tech, 1971 — 72
- 32 vs. Miami, 1953 — 54
- 30 vs. Tulsa, 1982 — 83
- 30 vs. Southern Miss, 1986 — 87

Season Records

Field Goals Attempted

- 2372 — 1971 — 72 (32 games)
- 2164 — 1954 — 55 (26 games)
- 2082 — 1970 — 71 (26 games)
- 2055 — 1973 — 74 (26 games)
- 1769 — 1983 — 84 (31 games)
- 1965 — 1968 — 69 (26 games)
- 1960 — 1967 — 68 (27 games)
- 1957 — 1977 — 78 (29 games)
- 1957 — 1969 — 70 (26 games)

Field Goals Made

- 1110 — 1971 — 72 (32 games)
- 990 — 1970 — 71 (26 games)
- 986 — 1977 — 78 (29 games)
- 971 — 1973 — 74 (26 games)
- 964 — 1979 — 80 (31 games)
- 956 — 1975 — 76 (27 games)
- 956 — 1967 — 68 (27 games)
- 945 — 1976 — 77 (27 games)
- 945 — 1985 — 86 (29 games)
- 943 — 1987 — 88 (30 games)

Free Throws Attempted

- 982 — 1954 — 55 (26 games)
- 800 — 1971 — 72 (32 games)
- 799 — 1956 — 57 (26 games)
- 772 — 1979 — 80 (31 games)
- 766 — 1980 — 81 (28 games)
- 722 — 1967 — 68 (27 games)
- 720 — 1965 — 66 (25 games)
- 715 — 1987 — 88 (30 games)
- 713 — 1959 — 60 (25 games)

Free Throws Made

- 707 — 1954 — 55 (26 games)
- 561 — 1971 — 72 (32 games)
- 543 — 1956 — 57 (26 games)
- 529 — 1979 — 80 (31 games)
- 526 — 1967 — 68 (27 games)
- 525 — 1980 — 81 (28 games)
- 507 — 1969 — 70 (26 games)

Rebounds

- 1608 — 1971 — 72 (32 games)
- 1451 — 1969 — 70 (26 games)
- 1422 — 1954 — 55 (26 games)
- 1388 — 1967 — 68 (27 games)
- 1388 — 1970 — 71 (26 games)

Rebounds Per Game

- 55.4 — 1969 — 70 (26 games)
- 54.6 — 1954 — 55 (26 games)
- 53.4 — 1970 — 71 (26 games)
- 52.2 — 1959 — 60 (25 games)
- 52.0 — 1958 — 59 (23 games)

Fewest Points Allowed

- 1427 — 1949 — 50 (25 games)
- 1567 — 1961 — 62 (23 games)
- 1595 — 1951 — 52 (23 games)
- 1678 — 1952 — 53 (22 games)
- 1680 — 1962 — 63 (25 games)

Fewest Points Per Game Allowed

- 57.1 — 1949 — 50 (25 games)
- 63.6 — 1950 — 51 (27 games)
- 67.2 — 1962 — 63 (25 games)
- 67.8 — 1964 — 65 (26 games)
- 68.1 — 1961 — 62 (23 games)

Most Points Scored

- 2781 — 1971 — 72 (32 games)
- 2528 — 1987 — 88 (30 games)
- 2510 — 1986 — 87 (30 games)
- 2461 — 1969 — 70 (31 games)
- 2438 — 1967 — 68 (27 games)
- 2416 — 1977 — 78 (29 games)
- 2385 — 1969 — 70 (26 games)
- 2380 — 1970 — 71 (26 games)
- 2304 — 1985 — 86 (29 games)
- 2298 — 1983 — 84 (31 games)

Most Points Per Game

- 91.7 — 1969 — 70 (26 games)
- 91.5 — 1970 — 71 (26 games)
- 90.3 — 1967 — 68 (27 games)
- 88.3 — 1954 — 55 (26 games)
- 88.0 — 1973 — 74 (26 games)
- 86.9 — 1968 — 69 (27 games)
- 86.9 — 1971 — 72 (32 games)

Highest Point Margin

- 16.5 — 1969 — 70 (26 games)
- 15.5 — 1971 — 72 (32 games)
- 15.0 — 1975 — 76 (27 games)
- 11.9 — 1967 — 68 (27 games)
- 11.4 — 1974 — 75 (26 games)
- 11.3 — 1970 — 71 (26 games)
- 11.3 — 1972 — 73 (29 games)
- 10.1 — 1972 — 73 (26 games)

Highest Field Goal Pct.

- .532 — 1979 — 80 (31 games)
- .529 — 1983 — 84 (31 games)
- .512 — 1961 — 62 (23 games)
- .510 — 1978 — 79 (29 games)
- .509 — 1985 — 86 (29 games)
- .508 — 1987 — 88 (30 games)
- .503 — 1977 — 78 (29 games)
- .502 — 1974 — 75 (26 games)
- .500 — 1976 — 77 (27 games)
- .498 — 1972 — 73 (26 games)

Highest Free Throw Pct.

- .729 — 1967 — 68 (27 games)
- .727 — 1963 — 64 (28 games)
- .719 — 1957 — 58 (25 games)
- .719 — 1982 — 83 (28 games)
- .718 — 1969 — 70 (26 games)
- .716 — 1964 — 65 (26 games)

Miscellaneous Team Records

Single Game

Largest Winning Margin on the Road — 41 vs. Jacksonville (106 - 65) 1967 - 68
Largest Winning Margin at Home — 54 vs. Florida International (97 - 43), 12/3/84
Most Points Scored in First Half — 70 vs. Pepperdine (121 - 83), 1969 - 70
Most Points Scored in Second Half — 78 vs. LSU (130 - 100) 1969 - 70
Fewest Points Allowed at Home — 21 vs. Mississippi College (53 - 21) 1948 - 49
Fewest Points Allowed on the Road — 34 vs. Samford (47 - 34) 1972 - 73
Fewest Points Allowed at a Neutral Site — 46 vs. Mercer (52 - 46) 1948 - 49
Most Points Allowed at Home — 106 vs. Miami (114 - 106) 1970 - 71
Most Points Allowed on the Road — 115 vs. North Carolina (115 - 80) 1965 - 66
Most Points Allowed at a Neutral Site — 110 vs. Beloit (110 - 88) 1954 - 55
Worst Defeat at Home — 21 vs. Florida (84 - 63) 1982 - 83
Worst Defeat on the Road — 52 vs. West Virginia (103 - 51) 1957 - 58
Worst Defeat at a Neutral Site — 31 vs. Millikin (91 - 60) 1950 - 51
Fewest Points Scored at Home — 35 vs. Sewanee (43 - 35) 1948 - 49
Fewest Points Scored on the Road — 30 vs. Florida (50 - 30) 1966 - 67
Fewest Points Scored at a Neutral Site — 43 vs. Tennessee (65 - 43) 1964 - 65

Highest Field Goal Percentage — .727 vs. Minnesota (48 - 66) 1979 - 80
Highest Field Goal Percentage in a Half — .792 vs. Georgia Southern (19 of 24) 1974 - 75

Season

Most Games Played — 33, 1971 - 72
Fewest Games Played — 18, 1957 - 58
Most Victories — 27, 1971 - 72
Longest Winning Streak — 11, 1969 - 70
Longest Winning Streak at Home — 29, 1974 - 75
Longest Winning Streak on the Road — 7, 1949 - 51, 1954 - 55
Fewest Defeats — 3, 1969 - 70
Highest Winning Percentage — .885 (23 - 3) 1969 - 70
Most 100 Point Games — 9, 1967 - 68 and 1970 - 71
Fewest Victories — 5, 1947 - 48 and 1951 - 52
Most Points Allowed Per Game — 81.9 (23 games), 1959 - 60
Longest Losing Streak — 13, 1947 - 48
Longest Losing Streak at Home — 4, 1956 - 67
Longest Losing Streak on the Road — 25, 1956 - 59
Fewest Points — 850, (18 games), 1947 - 48
Fewest Points Per Game — 47.2 (18 games), 1947 - 48
Most Points Allowed — 2357 (29 games), 1985 - 86
Lowest Winning Percentage — .200 (5 - 20), 1951 - 52
Highest Field Goal Percentage — .532 (964 - 1811), 1979 - 80
Highest Free Throw Percentage — .729 (526 of 722), 1967 - 68
Lowest Field Goal Percentage — .203, 1951 - 52
Lowest Free Throw Percentage — .586 (406 of 693), 1950 - 51
Fewest Personal Fouls — 383 (23 games), 1961 - 62
Most Personal Fouls — 637 (29 games), 1978 - 79

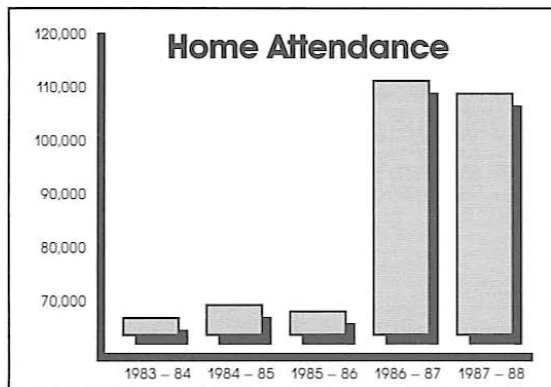
CIVIC CENTER RECORDS

Individual

Points — 40, Pee Wee Barber vs. Miami, 2/26/87
Points (Half) — 25, Randy Allen vs. St. Josephs (Me.) 1/7/85
Points By Opponent — 38, Terry Dozier (South Carolina), 1/21/87
Field Goals — 16, Al Gipson vs. Tampa, 11/26/84
Field Goals By Opponent — 16, Dell Curry, (Virginia Tech), 2/24/86
Free Throws Attempted — 15, Pee Wee Barber vs. So. Miss., 2/28/87
Free Throws Attempted By Opponent — 15, Darrell Coleman (S. Florida), 2/16/87
Free Throws Made — 14, Pee Wee Barber vs. So. Miss., 2/26/87
Free Throws Made By Opponent — 12, John Williams (Tulane), 2/10/82
Free Throw Percentage — 100% (8 - 8), Michael Johnson vs. Louisville, 1/30/82
Free Throw Percentage By Opponent — 100% (9 - 9), Ronnie Williams (Florida), 1/11/82
Rebounds — 20, Tat Hunter, Louisville, 1/9/88
Rebounds By Opponent — 20, Mike Hackett (Jacksonville), 12/09/81
Assists — 16, Tony William vs. Jacksonville, 2/12/83
Assists By Opponent — 14, Kenny Siler (So. Miss.), 1/18/86

Team

Points — 122 vs. Florida Institute of Technology, 12/14/86
Points By Opponent — 102, So. Miss., 2/28/87
Points (Half) — 68 vs. Louisville, 2/7/87
Fewest Points — 52 vs. Tulane, 2/20/84
Fewest Points By Opponent — 43, Florida International, 12/3/84
Fewest Points (Half) — 19 vs. South Florida, 1/9/85
Fewest Points By Opponent (Half) — 17, Florida International, 12/3/84
Two-Team Score — 219, Florida State 117, Southern Miss., 102, 2/28/87
Personal Fouls — 27 vs. South Carolina, 2/16/87
Personal Fouls By Opponents — 32, Jacksonville, 2/12/83
Two-Team Personal Fouls — 27 vs. Virginia Tech, 1/25/82
Lowest Two-Team Personal Fouls — 27 vs. Virginia Tech, 1/25/82
Fewest Personal Fouls — 9 vs. Louisville, 1/12/85
Fewest Personal Fouls By Opponent — 9 vs. Tulane, 2/20/84
Field Goal Percentage — 70.9 vs. St. Josephs (Me.) 1/7/84
Field Goal Percentage By An Opponent — 64.0 vs. Southern Miss., 1/18/86
Field Goals — 51 vs. Florida Institute of Technology, 12/14/86
Field Goals By Opponent — 43, Southern Miss., 1/18/86
Free Throws Attempted — 48 vs. Florida International, 12/2/87
Free Throws Attempted By Opponent — 35, South Carolina, 3/2/85
Fewest Free Throws Attempted — 4 vs. Auburn, 12/05/83
Fewest Free Throws Attempted By Opponent — 6, Tulane, 2/20/84
Free Throws — 33 vs. Florida International, 12/2/87
Free Throws By Opponent — 27, South Carolina, 3/2/85
Fewest Free Throws — 4 vs. South Carolina, 3/1/86
Fewest Free Throws By Opponent — 5 vs. Southern Miss., 2/11/85; vs. Valdosta State, 12/20/87
Free Throws Missed — 17 vs. St. Leo, 1/25/82
Free Throws Missed By Opponent — Jacksonville, 12/09/81; Louisville, 1/7/87
Fewest Free Throws Missed — 0 (6 - 6) vs. Alabama, 12/6/86
Fewest Free Throws Missed By Opponent — 1 (14 - 15), Memphis State, 2/26/83; Central Florida, 1/26/87
Rebounds — 56 vs. Florida International, 12/3/84
Rebounds By Opponents — 45 vs. Florida, 11/30/84; vs. Memphis State, 2/26/83; vs. Virginia Tech, 3/2/88
Home Attendance — 108,993 (16 games), 1986 - 87
Home Average Attendance — 6,812 (16 games), 1986 - 87
Largest Crowd — 13,303 vs. Florida, 11/28/87
Winning Streak — 11, 1986 - 87, 1987 - 88



TOURNAMENT HISTORY

	App.	Games	Won	Lost	Pct.	Championships	Second	Third
All Tournaments	76	159	86	72	.544	14	21	15
In-Season Tournaments	48	106	54	47	.535	11	13	14
Post Season Tournaments	28	53	30	26	.560	3	8	2

Championships

NAIB District 25 — 1950 — 51
 NAIB District 25 — 1954 — 55
 Savannah Invitational — 1962 — 63
 Civitan Classic — 1968 — 69
 Gator Bowl — 1969 — 70
 Civitan Classic — 1971 — 72
 Far West Classic — 1971 — 72
 Senior Bowl — 1971 — 72
 NCAA Mideast — 1971 — 72
 Big Sun — 1973 — 74
 Big Sun — 1977 — 78
 Birmingham Classic — 1977 — 78
 Cotton States Classic — 1980 — 81
 Red Lobster Classic — 1986 — 87

Appearances

1948 — 49 Dixie Conference (1 - 2, Fourth)
 1949 — 50 Dixie Conference (1 - 1, Third)
 1950 — 51 Dixie Conference (1 - 1, Second)
 1950 — 51 NAIB District 25 (2 - 0, Champ.)
 1950 — 51 NAIB Nationals (2 - 1, Quarterfinals)
 1951 — 52 Gator Bowl (0 - 3, Round Robin)
 1951 — 52 NAIB District 25 (1 - 1, Second)
 1952 — 53 NAIB District 25 (1 - 1, Second)
 1954 — 55 Gator Bowl (1 - 1, Third)
 1954 — 55 NAIB District 25 (2 - 0, Champ.)
 1954 — 55 NAIB Nationals (1 - 1, Second Round)
 1955 — 56 Carousel Tournament (1 - 2, Sixth)
 1955 — 56 Orange Bowl (1 - 2, Seventh)

1956 — 57 Senior Bowl (1 - 1, Third)
 1957 — 58 Senior Bowl (1 - 1, Third)
 1958 — 59 Citadel Invitational (0 - 2, Fourth)
 1959 — 60 Gator Bowl (1 - 1, Second)
 1960 — 61 Gator Bowl (0 - 1)
 1962 — 63 Savannah Invitational (3 - 0, Champ.)
 1963 — 64 Gator Bowl (1 - 1, Third)
 1964 — 65 Vanderbilt Invitational (1 - 1, Third)
 1964 — 65 All College Tournament (1 - 2, Seventh)
 1965 — 66 Tampa Invitational (1 - 1, Second)
 1967 — 68 Milwaukee Classic (1 - 1, Third)
 1967 — 68 Evansville Tournament (1 - 1, Second)
 1967 — 68 **NCAA Mideast (0 - 1)**
 1968 — 69 Civitan Classic (2 - 0, Champ.)
 1969 — 70 Gator Bowl (2 - 0, Champ.)
 1970 — 71 Civitan Classic (1 - 1, Second)
 1970 — 71 Sun Bowl (0 - 2)
 1971 — 72 Civitan Classic (2 - 0, Champ.)
 1971 — 72 Far West Classic (3 - 0, Champ.)
 1971 — 72 Senior Bowl (2 - 0, Champ.)
 1971 — 72 **NCAA Mideast (3 - 0, Champ.)**
 1971 — 72 **NCAA Championship (1 - 1, Second)**
 1972 — 73 Marshall Memorial Classic (1 - 1, Third)
 1972 — 73 Dayton Invitational (1 - 1, Third)
 1972 — 73 All College (2 - 1, Third)
 1973 — 74 Steel Bowl (1 - 1, Second)
 1973 — 74 Mercer Bear Classic (1 - 1, Third)
 1973 — 74 Bluebonnet Classic (1 - 1, Second)
 1973 — 74 Big Sun (2 - 0, First)
 1974 — 75 Louisville Holiday (1 - 1, Second)
 1975 — 76 Big Sun (1 - 1, Second)

1975 — 76 Far West Classic (1 - 2, Seventh)
 1976 — 77 IPTAY Tournament (1 - 1, Second)
 1976 — 77 Cable Car Classic (1 - 1, Second)
 1976 — 77 Vermont Classic (1 - 1, Third)
 1976 — 77 Metro Tournament (0 - 1)
 1977 — 78 Big Sun (2 - 0, First)
 1977 — 78 Birmingham Classic (2 - 0, First)
 1977 — 78 Pillsbury Classic (1 - 1, Second)
 1977 — 78 Metro Tournament (1 - 1, Second)
 1977 — 78 **NCAA Mideast (0 - 1)**
 1978 — 79 Metro Tournament (2 - 1, Second)
 1978 — 79 Dayton Tournament (1 - 1, Second)
 1978 — 79 Old Dominion Classic (1 - 1, Second)
 1979 — 80 Metro Tournament (2 - 1, Second)
 1979 — 80 **NCAA Tournament (1 - 1)**
 1980 — 81 Cotton States Classic (2 - 0, First)
 1980 — 81 Metro Tournament (1 - 1, Fourth)
 1981 — 82 Florida Four (1 - 1, Second)
 1981 — 82 Dayton Tournament (1 - 1, Second)
 1981 — 82 Metro Tournament (1 - 1, Third)
 1982 — 83 Florida Four (1 - 1, Third)
 1982 — 83 Cabrillo Classic (1 - 1, Third)
 1982 — 83 Metro Tournament (0 - 1)
 1983 — 84 Metro Tournament (1 - 1)
 1983 — 84 **National Invitation Tournament (1 - 1)**
 1984 — 85 Metro Tournament (2 - 1, Second)
 1985 — 86 Metro Tournament (1 - 1)
 1986 — 87 Red Lobster Classic (2 - 0)
 1986 — 87 Metro Tournament (0 - 1)
 1986 — 87 **National Invitational Tournament (1 - 1)**
 1987 — 88 Red Lobster Classic (1 - 1)
 1987 — 88 Metro Tournament (1 - 1)
 1987 — 88 **NCAA Tournament (0 - 1)**

YEAR-BY-YEAR RECORD

Year	Coach	W	L	Pct.
1947 — 48	Don Loucks	5	13	.277
1948 — 49	J. K. "Bud" Kennedy	12	12	.500
1949 — 50	J. K. "Bud" Kennedy	15	10	.600
1950 — 51	J. K. "Bud" Kennedy	18	9	.667
1951 — 52	J. K. "Bud" Kennedy	5	20	.200
1952 — 53	J. K. "Bud" Kennedy	11	11	.500
1953 — 54	J. K. "Bud" Kennedy	13	7	.619
1954 — 55	J. K. "Bud" Kennedy	22	4	.846
1955 — 56	J. K. "Bud" Kennedy	16	9	.640
1956 — 57	J. K. "Bud" Kennedy	9	17	.346
1957 — 58	J. K. "Bud" Kennedy	9	16	.360
1958 — 59	J. K. "Bud" Kennedy	8	15	.347
1959 — 60	J. K. "Bud" Kennedy	10	15	.400
1960 — 61	J. K. "Bud" Kennedy	14	10	.583
1961 — 62	J. K. "Bud" Kennedy	15	8	.651
1962 — 63	J. K. "Bud" Kennedy	15	10	.600
1963 — 64	J. K. "Bud" Kennedy	11	14	.444
1965 — 66	J. K. "Bud" Kennedy	15	11	.577
1966 — 67	Hugh Durham	11	15	.428
1967 — 68	Hugh Durham	19	8	.704
1968 — 69	Hugh Durham	18	8	.692

Year	Coach	W	L	Pct.
1969 — 70	Hugh Durham	23	3	.885
1970 — 71	Hugh Durham	17	9	.654
1971 — 72	Hugh Durham	27	6	.818
1972 — 73	Hugh Durham	18	8	.692
1973 — 74	Hugh Durham	18	8	.692
1974 — 75	Hugh Durham	18	8	.692
1975 — 76	Hugh Durham	22	6	.786
1976 — 77	Hugh Durham	16	11	.593
1977 — 78	Hugh Durham	23	6	.793
1978 — 79	Joe Williams	19	10	.655
1979 — 80	Joe Williams	22	9	.709
1980 — 81	Joe Williams	17	11	.607
1981 — 82	Joe Williams	11	17	.392
1982 — 83	Joe Williams	14	14	.500
1983 — 84	Joe Williams	20	11	.645
1984 — 85	Joe Williams	14	16	.467
1985 — 86	Joe Williams	12	17	.414
1986 — 87	Pat Kennedy	19	11	.633
1987 — 88	Pat Kennedy	19	11	.633
41 Years		636	444	.589

SERIES RECORDS

Team	W	L	First Meeting	Last Meeting Date	Site	Score
Air Force	0	1	1963	12-26-63	N	53-78
Alabama	7	8	1959	12-16-66	H	72-71
Alabama-Birmingham	2	0	1978	2-20-80	H	80-87
Alabama State	1	0	1988	2-24-88	H	108-90
Alcorn State	1	0	1986	12-30-86	N	84-62
Arizona	2	0	1970	12-31-70	H	95-85
Arkansas State	1	1	1953	2-20-54	H	78-68
Army	1	2	1958	12-29-76	N	71-72
Auburn	5	18	1958	12-05-83	H	69-76
Austin Peay	1	0	1976	12-04-76	H	97-86
Baptist College	4	0	1976	1-18-84	H	92-75
Baylor	2	0	1964	12-16-72	N	85-87
Beloit	0	1	1955	3-09-55	N	88-110
Birmingham Southern	0	2	1949	1-21-50	A	45-55
Biscayne	6	0	1970	1-20-75	A	95-85
Boston University	1	0	1955	12-20-55	N	86-52
Bradley	0	1	1956	12-08-56	A	66-90
Bright Young	0	1	1972	12-29-72	N	77-80
Bucknell	1	0	1988	11-28-87	H	87-56
California-Irvine	1	0	1971	1-30-71	H	82-69
California (Pa.)	1	0	1956	1-09-86	H	113-75
California-Santa Barbara	1	0	1965	12-18-65	H	62-61
California State-Bakersfield	1	0	1974	2-18-74	H	96-66
Canisius	1	1	1974	1-25-75	A	74-81
Centenary	2	3	1957	2-08-64	A	72-79
Central (Mo.)	0	2	1949	12-15-52	H	59-62
Central Florida	6	0	1980	1-28-88	H	93-69
Charleston	2	0	1949	12-09-50	A	74-54
Chattanooga	2	0	1963	2-01-75	H	111-70
Cincinnati	18	11	1972	3-11-88	N	84-74
Citadel	4	4	1958	2-07-66	A	93-50
Clemson	5	6	1951	11-27-76	A	92-78
Cleveland State	1	0	1980	2-18-80	H	86-83
Colorado State	1	0	1975	12-20-75	N	84-54
Connecticut	1	0	1972	1-06-73	H	91-55
Connecticut St. Teachers	1	0	1950	12-14-50	H	76-68
Creighton	0	1	1964	12-29-64	N	77-85
Culver-Stockton	0	1	1951	12-08-51	H	56-59
Dayton	3	3	1969	12-30-81	A	79-93
David Lipscomb	1	1	1950	1-05-51	A	73-86
Denver	1	0	1972	1-03-72	N	88-70
DePaul	0	1	1964	12-28-64	N	44-52
Drury	0	1	1949	12-20-49	A	52-54
Duke	0	1	1954	1-03-54	A	75-97
Duquesne	1	1	1956	2-04-65	N	62-58
East Carolina	1	0	1968	2-03-68	H	110-100
East Tennessee State	1	3	1955	1-08-72	H	106-63
Eastern Kentucky	6	1	1966	12-06-75	A	65-59
Eckerd	1	0	1976	11-27-76	H	116-71
Erskine	1	1	1948	2-28-48	H	49-48
Evansville	0	1	1967	12-30-67	A	67-76
Fairleigh Dickinson	2	0	1974	1-11-74	H	85-43
Florida	12	25	1951	12-12-87	A	92-87
Florida A&M	4	0	1979	12-05-82	H	81-70
Florida Institute of Technology	1	0	1985	12-14-85	H	122-83
Florida International	3	0	1984	12-02-87	H	121-75
Florida Presbyterian	1	0	1967	12-02-67	A	90-66
Florida Southern	21	9	1948	2-11-80	A	85-78
Furman	7	2	1957	12-29-84	A	97-75
Georgetown	2	0	1969	1-08-72	H	101-70
George Washington	2	0	1967	1-25-79	A	71-68
Georgia	19	12	1947	12-01-81	H	67-70
Georgia Southern (Ga. Tch.)	3	4	1947	1-05-79	N	93-83
Georgia State	3	0	1975	2-21-76	H	92-70
Georgia Tech	15	9	1963	2-10-79	A	72-75
Hardin-Simmons	1	0	1987	12-21-87	H	93-79
Hawaii	1	2	1989	12-22-71	A	76-81
Hofstra	3	0	1968	1-18-75	H	107-71
Houston	2	3	1962	1-05-74	A	74-79
Illinois State	3	1	1974	2-12-76	H	109-81
Indiana	0	1	1975	12-08-75	A	59-83
Indiana State	0	1	1973	12-27-73	N	92-93
Iowa	0	1	1968	3-18-63	N	99-102
Jacksonville	30	19	1959	1-06-88	H	87-83
Jacksonville (Ala.) State	2	0	1953	12-04-54	H	103-76
Kansas	0	1	1966	12-08-66	A	48-62
Kansas State	0	1	1966	12-10-66	A	58-81
Kent State	1	1	1969	2-05-70	A	80-79
Kentucky	2	5	1948	3-09-80	N	78-97
Lambuth	0	2	1948	2-28-49	N	49-85
Lamar Tech	1	0	1965	12-01-65	H	73-68
Louisiana State	2	2	1957	12-16-67	N	130-100
Louisville	6	25	1968	2-17-88	A	62-82
Loyola of New Orleans	8	13	1951	3-05-66	A	62-83
Madison	2	0	1976	1-12-77	H	69-66
Manhattan	2	0	1963	1-11-71	H	96-68
Marquette	1	2	1967	3-01-81	N	81-78
Marshall	1	3	1958	12-07-74	H	90-63
Memphis State*	20	27	1953	1-12-88	A	74-81
Mercer	12	8	1948	1-31-77	A	66-85
Miami (Ohio)	0	1	1970	12-19-70	N	64-67
Miami	24	24	1952	2-26-87	H	108-84
Milkin	0	1	1951	3-15-51	N	60-91
Mississippi	2	2	1949	1-26-50	N	62-45
Minnesota	2	2	1972	12-02-80	A	79-66
Mississippi	1	1	1951	2-14-51	A	75-79

Team	W	L	First Meeting	Last Meeting Date	Site	Score
Mississippi College	5	1	1948	2-15-51	A	77-84
Mississippi State	3	3	1951	12-21-56	N	71-79
Missouri	2	1	1976	12-19-80	N	68-64
Missouri Western	1	0	1976	11-30-76	H	109-80
Monmouth College	2	0	1984	2-02-88	H	82-68
Montana State	1	0	1955	3-07-55	N	93-84
Morehead State	1	1	1967	1-30-60	H	76-75
Morningside	1	0	1955	12-16-55	H	104-93
Murray State	1	1	1957	2-09-59	A	71-96
Navy	1	0	1977	12-17-77	N	82-53
New Hampshire	1	0	1956	12-31-56	H	104-52
New Mexico	3	1	1974	2-22-83	H	79-77
New Orleans	1	1	1966	2-12-86	H	96-77
New York University	1	0	1955	12-30-55	N	85-83
North Carolina	1	11	1955	1-09-64	A	64-109
North Carolina State	2	2	1957	12-04-85	H	76-67
North Carolina-Charlotte	1	2	1977	12-29-82	N	76-73
Northwestern	1	0	1972	12-23-68	N	91-73
Oglethorpe	2	1	1949	12-01-71	H	112-69
Ohio State	0	3	1961	12-28-65	H	86-93
Ohio University	2	0	1958	12-21-74	H	67-60
Oklahoma	0	2	1966	12-10-87	H	87-89
Oklahoma City	4	2	1958	12-30-72	A	94-80
Oklahoma State	0	1	1964	12-18-64	N	56-80
Old Dominion	0	1	1979	1-06-79	A	76-80
Oral Roberts	2	0	1977	2-27-78	A	80-76
Oregon	1	0	1969	12-04-69	H	100-84
Oregon State*	2	1	1969	12-29-75	N	75-78
Palm Beach Atlantic	1	0	1975	12-13-75	H	109-52
Panama National	1	0	1966	1-28-66	H	96-73
Pan American	2	0	1970	1-31-72	H	89-59
Penn State-Marines	0	2	1951	1-28-52	H	62-64
Penn State	2	1	1972	12-05-87	H	63-60
Pepperdine	3	0	1951	1-02-71	H	101-82
Pittsburgh	1	6	1973	12-28-87	N	72-72
Princeton	0	1	1972	12-15-72	N	59-61
Purdue	1	0	1974	12-26-75	N	69-66
Rhode Island	1	0	1966	3-13-87	H	107-92
Rice	3	2	1961	1-20-69	A	80-83
Richmond	1	3	1962	12-20-67	A	114-91
Rollins	20	2	1951	11-23-67	H	87-59
Rutgers	1	0	1967	12-22-67	H	87-77
St. Josephs (Mo.)	1	0	1985	1-07-85	H	88-72
St. Leo	3	0	1977	11-29-82	H	92-54
St. Louis	11	1	1972	1-23-82	H	89-73
Samford (Howard)	9	0	1950	1-25-73	A	47-34
San Diego State	0	1	1982	12-29-82	A	85-89
San Francisco	0	1	1976	12-18-76	A	87-93
Santa Clara	1	1	1955	12-17-76	N	94-80
Seton Hall	2	0	1972	12-10-77	N	94-63
Sewanee	3	3	1949	12-17-52	A	58-69
South Alabama	6	2	1972	2-05-79	A	69-78
South Carolina*	9	12	1960	2-27-88	A	72-81
South Carolina-Aiken	1	0	1980	1-14-80	H	82-69
South Carolina-Spartanburg	1	0	1986	12-04-86	H	97-69
South Dakota	1	0	1970	12-05-70	H	125-65
South Dakota State	1	0	1951	3-31-51	N	85-70
South Florida	13	6	1973	1-16-88	A	86-70
Southern California	1	2	1968	12-18-70	N	85-94
Southern Illinois	1	1	1973	1-21-74	A	73-77
Southern Mississippi	10	6	1951	2-28-67	H	117-102
Southwestern (Memphis)	0	1	1948	12-30-48	A	47-54
Southwestern Louisiana	2	0	1976	3-03-78	A	68-65
SW Missouri State	0	1	1949	12-21-49	A	52-79
Spring Hill	3	3	1947	1-18-55	A	81-72
Statson	29	11	1947	12-16-87	N	80-67
Steubenville	0	1	1956	12-03-56	A	64-79
Tampa	31	8	1959	11-23-85	H	86-82
Tennessee	2	5	1967	12-19-87	A	78-81
Tennessee-Martin	1	0	1984	12-18-84	H	90-73
Tennessee Tech	1	0	1957	12-02-57	H	74-71
Texas	2	0	1969	12-01-70	N	80-78
Texas A&M	2	1	1956	12-16-77	N	100-77
Texas Christian	0	1	1963	12-12-63	A	60-66
Toledo	2	0	1976	3-07-80	N	94-91
Troy State	8	1	1947	12-01-77	H	110-82
Tulane	18	10	1967	2-06-85	H	61-64
Tulsa	3	0	1963	12-30-82	N	96-80
UCLA	0	1	1972	2-25-72	A	76-81
Union (Tenn.)	0	1	1948	12-29-48	A	52-56
Valdosta State	15	0	1961	12-20-86	H	85-75
Vanderbilt	0	2	1960	3-16-87	A	92-109
Vermont	1	0	1976	12-30-76	A	78-67
Virginia Military	2	1	1954	12-20-65	N	65-64
Virginia Tech	11	14	1968	3-02-88	H	92-79
Washington	1	1	1971	12-26-75	N	54-69
Washington State	1	0	1971	12-30-71	N	85-61
Wake Forest	1	1	1958	12-22-73	N	66-48
Western Carolina	2	0	1985	12-11-86	H	101-76
West Virginia	0	3	1955	1-30-58	A	51-103
Western Kentucky	5	0	1973	12-29-79	A	67-65
Wisconsin-Milwaukee	3	0	1971	1-07-75	H	104-82
Wofford	0	2	1948	2-06-48	A	38-77
Xavier (Ohio)	0	1	1958	2-04-58	A	60-76

*Forfeit Included



ALL-TIME FSU SCORES

1947 - 48 — Won 5, Lost 13 (.277)

39	Spring Hill (H)	36
57	Troy State (H)	37
45	Wofford (A)	48
56	Stetson (A)	65
56	Georgia Teachers (H)	60
46	Georgia (A)	65
48	Mercer (H)	61
54	Spring Hill (A)	76
48	Troy State (A)	49
43	Mercer (A)	68
45	Erskine (A)	47
38	Wofford (A)	77
42	Georgia (H)	44
41	Florida Southern (A)	47
47	Georgia Teachers (A)	65
55	Florida Southern (H)	48
41	Stetson (H)	38
49	Erskine (H)	48

1948 - 49 — Won 12, Lost 12 (.500)

53	Mississippi College (H)	21
46	Florida Southern	38
53	Florida Southern	45
68	Troy State (A)	64
50	Lamborn (A)	52
52	Union (A)	56
47	Southwestern (A)	54
49	Stetson (A)	40
40	Stetson (A)	36
56	Tampa (A)	58
63	Troy State (H)	45
52	Oglethorpe (A)	64
59	Mercer (A)	62
60	Tampa (A)	58
46	Mississippi College (A)	57
49	Missaps (A)	46
47	Oglethorpe (H)	46
35	Sewanee (H)	43
47	Sewanee	39
44	Birmingham Southern (H)	50
52	Mercer (H)	62
47	Tampa (N)	56
49	Lamborn (N)	65

1949 - 50 — Won 15, Lost 10 (.600)

43	Mississippi College (H)	24
51	Mississippi College (H)	45
61	Troy State (H)	27
72	Charleston (H)	37
50	Central (Mo.) (A)	62
52	Drury (A)	59
52	S.W. Missouri State (A)	79
60	Tampa (A)	60
65	Florida Southern (A)	71
49	Florida Southern (A)	59
63	Mercer (H)	45
59	Howard (A)	58
45	Birmingham Southern (A)	55
62	Missaps (H)	45
61	Stetson (H)	70
61	Mercer (A)	69
50	Howard (H)	39
57	David Lipscomb (H)	57
58	Tampa (H)	96
79	Troy State (A)	71
80	Sewanee (A)	59
85	Sewanee (A)	65
74	Stetson (A)	68
56	Florida Southern (N)	68
74	Mississippi College (N)	63

1950 - 51 — Won 18, Lost 9 (.667)

74	Charleston (A)	54
55	Mercer (A)	52
76	Conn. St. Teachers (H)	68
60	Howard (H)	44
86	Florida Southern (A)	55
61	Miami (A)	80
73	David Lipscomb (A)	58
63	Mississippi (H)	58
66	Stetson (H)	67
44	Florida Southern (H)	41
80	Tampa (H)	69
58	Howard (A)	51
66	Tampa (A)	76
53	Stetson (A)	71
60	Rollins (A)	57
65	Loyola of N.O. (H)	75
75	Mississippi (A)	79
77	Mississippi College (A)	54
69	Mercer (H)	64
62	Rollins (H)	45
64	Howard (H)	54
65	Mercer (A)	69
65	Stetson (N)	58
69	Georgia Teachers (N)	67
85	S. Dakota State (N)	70
61	Pepperdine (N)	59
60	Milikin (N)	91

1951 - 52 — Won 5, Lost 20 (.200)

46	Parris Is. Marines (A)	78
56	Culver-Stockton (H)	59
47	Mississippi State (A)	75
43	Southern Mississippi (A)	84
70	Southern Mississippi (H)	78
54	Springhill (A)	64
48	Sewanee (N)	58
50	Georgia (N)	79
56	Clemson (N)	62
51	Florida (N)	61
52	Loyola of N.O. (A)	74
56	Miami (A)	93
72	Tampa (A)	66
51	Florida Southern (A)	54
75	Georgia Teachers (H)	93
72	Florida Southern (H)	53
62	Parris Is. Marines (H)	64
74	Rollins (H)	71
48	Stetson (A)	58
55	Rollins (A)	69
63	Miami (H)	76
79	Tampa (H)	60
64	Stetson (H)	66
73	Miami (N)	70
57	Tampa (N)	78

1952 - 53 — Won 11, Lost 11 (.500)

62	Mercer (A)	78
68	Georgia Teachers (A)	63
90	Rollins (H)	83
77	Mercer (H)	76
59	Central Missouri (H)	62
58	Sewanee (A)	69
82	Mississippi State (H)	52
66	Loyola of N.O. (H)	72
65	Miami (A)	93
73	Tampa (A)	77
71	Florida Southern (A)	89
79	Rollins (A)	82
73	Memphis State (A)	87
87	Mercer State (A)	88
76	Stetson (H)	66
79	Florida Southern (A)	77
83	Tampa (H)	74
77	Loyola of N.O. (A)	85
81	Miami (H)	75
83	Stetson (A)	79
87	Mercer (N)	77
81	Stetson (A)	94

1953 - 54 — Won 13, Lost 7 (.619)

75	Mississippi State (A)	87
72	Mercer (H)	70
66	Georgia Teachers (H)	58
72	Jacksonville St. (Ala.) (H)	61
74	Tampa (H)	68
76	Loyola of N.O. (H)	80
61	Miami (A)	78
82	Rollins (A)	72
73	Tampa (A)	63
98	Florida Southern (A)	80
60	Stetson (A)	82
85	Rollins (H)	68
99	Florida Southern (H)	71
63	Mercer (A)	70
76	Miami (H)	69
72	Loyola of N.O. (A)	88
89	Georgia Teachers (A)	85
78	Arkansas State (H)	68

1954 - 55 — Won 22, Lost 4 (.846)

103	Jacksonville State (H)	76
75	Georgia Teachers (H)	67
90	Tampa (H)	62
94	Stetson (H)	79
71	Miami (H)	62
79	Florida (N)	82
97	Georgia (N)	87
75	Duke (A)	97
73	Florida Southern (A)	69
96	Tampa (A)	61
90	Georgia (H)	81
81	Spring Hill (A)	72
91	Mississippi State (A)	76
84	Stetson (A)	73
86	Rollins (H)	74
84	Florida Southern (H)	63
88	Georgia (A)	79
110	Rollins (A)	82
95	Loyola (A)	101
102	Mississippi State (H)	86
87	Loyola (H)	84
86	Miami (A)	80
86	Stetson (H)	77
91	Georgia Teachers (H)	83
93	Montana State (N)	84
88	Beloit (N)	110

1955 - 56 — Won 16, Lost 9 (.640)

63	North Carolina (A)	88
54	E. Tennessee St. (A)	80
101	Rollins (H)	67
91	Stetson (H)	78
89	Tampa (A)	67
104	Morningside (H)	83
76	Clemson (N)	94
86	Boston University (N)	52
71	Mississippi State (N)	79
69	West Virginia (H)	78
59	Santa Clara (N)	67
85	New York Univ. (N)	83
78	Miami (H)	76
71	Rollins (A)	70
79	Georgia (A)	76
81	Georgia Teachers (A)	90
85	Loyola of N.O. (H)	83
90	Troy State (H)	65
88	Tampa (H)	73
92	Florida Southern (H)	73
85	Florida Southern (A)	81
89	Stetson (A)	83
85	Miami (A)	91
72	Loyola of N.O. (A)	75
80	Georgia (H)	75

1956 - 57 — Won 9, Lost 17 (.346)

55	Duquesne (A)	70
64	Stauberville (A)	79
54	West Virginia (A)	88
66	Bradley (A)	90
65	Florida (A)	67
74	Texas A&M (H)	83
59	East Tennessee State (H)	65
68	Georgia (H)	72
75	Morehead State (N)	97
108	Furman (N)	96
59	North Carolina State (A)	89
77	Miami (H)	85
70	Stetson (A)	87
104	Southern Mississippi (H)	85
86	Georgia (A)	83
82	Tampa (A)	67
97	Rollins (A)	94
63	Florida Southern (A)	78
67	Florida Southern (H)	73
56	Rollins (H)	79
51	Southern Mississippi (H)	72
79	Loyola of N.O. (H)	72
82	Miami (A)	98
88	Tampa (H)	57
74	Centenary (A)	92
56	Loyola of N.O. (A)	82

1957 - 58 — Won 9, Lost 16 (.360)

74	Tennessee Tech (H)	71
84	Murray State (H)	80
57	Tennessee (A)	74
70	Florida (A)	71
83	Furman (A)	95
56	Loyola of N.O. (A)	82
85	Louisiana State (A)	67
76	Rice (H)	76
92	Georgia (N)	80
67	Loyola of N.O. (H)	79
72	Tampa (H)	53
56	Memphis State (A)	59
77	Stetson (H)	60
71	Miami (H)	60
51	West Virginia (A)	103
68	Marshall (A)	109
66	Ohio University (A)	86
60	Xavier of Ohio (A)	76
62	Army (H)	71
57	Oklahoma City (H)	52
80	Rollins (H)	61
51	Memphis State (H)	68
65	Miami (A)	86
56	Tampa (A)	79
85	Georgia (H)	77

1958 - 59 — Won 8, Lost 15 (.347)

68	Kentucky (A)	91
73	Furman (H)	72
100	Spring Hill (H)	70
64	Wake Forest (A)	73
82	Florida (H)	82
74	Auburn (A)	90
79	Miami (N)	85
72	Georgia (N)	83
82	Louisiana State (H)	67
62	Auburn (H)	69
65	Southern Mississippi (H)	62
72	Memphis State (H)	75
93	Miami (H)	69
91	Georgia (A)	94
75	Oklahoma City (A)	103
63	Centenary (A)	87
61	Loyola of N.O. (H)	60
71	Murray State (A)	96

1958 - 59 (cont.)

69	Memphis State (A)	93
84	Oklahoma City (H)	98
91	Stetson (A)	83
94	Rollins (A)	83
85	Miami (A)	92

1959 - 60 — Won 10, Lost 15 (.400)

78	Louisiana State (A)	89
64	Loyola of N.O. (A)	71
71	Florida (A)	81
81	Auburn (A)	62
86	Alabama (A)	74
64	Clemson (A)	68
63	Auburn (H)	76
86	Jacksonville (A)	69
66	Georgia (N)	69
93	South Carolina (H)	75
74	Citadel (H)	76
81	Centenary (H)	71
78	Southern Mississippi (A)	87
71	Memphis State (A)	86
72	Tampa (H)	67
91	Miami (H)@3	75
78	Morehead State (H)	83
68	Tampa (A)	75
67	Memphis State (H)	83
101	Rollins (H)	98
105	Furman (A)	58
60	Citadel (A)	100
69	Loyola of N.O. (H)	50
89	Miami (A)	107
95	Georgia (H)	82

1960 - 61 — Won 14, Lost 10 (.583)

89	Tampa (H)	60
63	Kentucky (A)	58
55	Vanderbilt (A)	75
57	Auburn (A)	74
74	Clemson (H)	57
67	Florida (H)	74
72	South Carolina (A)	82
65	Clemson (A)	64
56	Georgia (N)	62
68	Tennessee (A) (OT)	70
73	Loyola of N.O. (H)	55
89	Miami (H)	78
67	Auburn (N)	74
78	Rollins (A)	70
68	Alabama (A)	57
83	Citadel (H)	77
85	Valdosta State (H)	66
77	Georgia (A)	68
66	Citadel	79
99	Furman (H)	57
74	Florida (A)	75
73	Tampa (A)	95
73	Miami (A)	70
72	Loyola of N.O. (A)	68

1961 - 62 — Won 15, Lost 8 (.651)

57	Ohio State (A)	72
63	Wisconsin (A)	64
76	Rice (H)	66
85	Florida (A)	71
56	Auburn (A)	52
77	Clemson (H)	82
69	Tennessee (A)	62
57	Auburn (H)	62
99	Oklahoma City (H)	74
64	Furman (A)	67
69	Clemson (A)	75
110	Rollins (H)	53
65	Miami (H)	60
57	Alabama (A)	72
81	Oklahoma City (A)	79
61	Houston (A)	84
72	Valdosta State (H)	42
91	Tampa (H)	71
79	Georgia (A)	62
79	Florida (H)	56
83	Miami (A)	80
123	Tampa (H)	92
101	Georgia (H)	69

1962 - 63 — Won 15, Lost 10 (.600)

92	Tampa (H)	60
65	Valdosta State (H)	42
59	Florida (H)	80
47	Auburn (A)	65
72	Alabama (H)	63
54	Kentucky (A)	83
70	Auburn (H)	77
56	Richmond (H)	62
77	Georgia (N)	69
49	Alabama (N)	48
79	Georgia Southern (N)	60
65	Tennessee (A)	66
72	Chattanooga (A)	55
77	Miami (H)	74
88	Georgia (H)	54

ALL-TIME FSU SCORES

1962 - 63 (cont.)

76 Georgia (A)	90
55 Georgia Tech (A)	70
86 Florida (A)	94
76 Houston (H)	69
63 Alabama (A)	61
61 Valdosta State (A)	56
73 Stetson (H)	57
82 Centenary (H)	68
73 Phillips 66 Oilers (H)	82
70 Miami (A)	99
80 Tampa (A)	58

1963 - 64 — Won 11, Lost 14 (.444)

55 Florida (A)	78
69 Auburn (H)	67
53 Alabama (A)	62
81 Rice (A)	102
60 Texas Christian (A)	66
107 Tampa (H)	61
91 Tulsa (H)	76
53 Air Force (N)	78
65 Manhattan (N)	81
65 Richmond (A)	69
72 Virginia Military (A)	83
80 Miami (H)	78
71 Memphis State (H)	90
64 Georgia (H)	63
50 Florida (H)	52
59 Auburn (A)	63
95 Alabama (H)	77
57 Furman (H)	48
72 Centenary (A)	79
72 Memphis State (A)	84
73 Georgia Tech (A)	77
101 Jacksonville (H)	77
80 Stetson (A)	60
80 Miami (A)	82
70 Georgia (A)	85

1964 - 65 — Won 16, Lost 10 (.620)

81 Valdosta State (H)	57
76 Virginia Military (H)	72
68 Auburn (A)	92
73 Alabama (A)	76
51 Florida (H)	50
56 Oklahoma State (N)	60
52 Baylor (N)	64
43 Tennessee (N)	65
74 Tulsa (A)	72
44 DePaul (N)	52
77 Creighton (N)	85
81 Rice (N)	56
64 Georgia (A) (OT)	55
67 Miami (H)	66
74 Memphis State (H)	61
72 Georgia Tech (H)	65
58 Auburn (H)	55
66 Alabama (H)	75
62 Duquesne (H)	58
81 Memphis State (A)	70
97 Jacksonville (H)	74
76 Georgia Tech (A)	77
71 Tampa (A)	77
65 Florida (A)	77
75 Miami (A)	82
85 Georgia (H)	83

1965 - 66 — Won 15, Lost 11 (.577)

73 Lamar Tech (H)	68
69 Valdosta (H)	68
121 Tampa (H)	57
62 Florida (A)	75
80 North Carolina (A)	115
62 Calif.-Santa Barbara (H)	61
65 V.M.I. (A)	64
58 Auburn (A)	59
64 Auburn (A)	80
57 Georgia (A)	63
78 Miami (H)	62
73 Loyola of N.O. (H)	53
67 Memphis (H)	62
65 Florida (H)	74
86 Jacksonville (A)	90
96 Panama Nationals (H)	73
71 Georgia Tech (H)	66
66 Memphis (A)	81
62 Loyola of N.O. (A)	63
78 Jacksonville (A)	49
88 Georgia Tech (A)	95
77 Sanford (H)	66
99 Florida Southern (H)	54
99 Tampa (A)	70
90 Miami (A)	112
87 Georgia (H)	69

1966 - 67 — Won 11, Lost 15 (.423)

62 Valdosta State (H)	58
75 Rice (H)	72
30 Florida (A)	50
48 Kansas (A)	62
58 Kansas State (A)	81
76 Richmond (A)	80
59 Eastern Kentucky (A)	81
63 Citadel (A)	67
54 North Carolina (A)	80
79 Alabama (A)	99
59 Auburn (A)	67
61 Miami (H)	60
85 Tulane (A)	87
42 Memphis State (A)	46
81 Jacksonville (H)	70
71 Marshall (H)	77
68 Georgia Tech (H)	75
109 Tampa (H)	72
55 Memphis State (H)	51
68 Jacksonville (A)	67
100 Tulane (H)	90
84 Florida Southern (A)	76
75 Florida (H)	50
64 Georgia Tech (A)	102
87 Tampa (A)	84
90 Miami (A)	110

1967 - 68 — Won 19, Lost 8 (.704)

90 Fla. Presbyterian (A)	66
69 Ohio State (A)	76
87 Florida (H)	82
104 Sanford (H)	95
58 Marquette (A)	78
100 Louisiana State (N)	100
114 Richmond (H)	91
87 Rutgers (H)	77
94 Geo. Washington (A)	69
67 Evansville (A)	76
111 Stetson (H)	81
122 Miami (H)	93
92 Jacksonville (H)	79
73 Georgia Tech (A)	57
109 Hofstra (H)	71
81 Valdosta State (H)	71
80 North Carolina (A)	86
110 East Carolina (H)	100
93 Citadel (H)	50
104 Florida Southern (H)	82
106 Jacksonville (A)	65
64 Florida (A)	89
72 Georgia Tech (H)	67
72 Stetson (A)	60
64 Miami (A)	96
69 East Tenn. State (A)	79

1968 - 69 — Won 18, Lost 8 (.692)

120 Valdosta State (H)	75
111 Miami (A)	84
93 Jacksonville (A)	88
74 Virginia Tech (A)	77
78 Louisville (A)	90
70 Southern California (H)	68
86 Ohio State (H)	93
104 New Hampshire (H)	52
68 Jacksonville (A)	76
97 Tulane (A)	94
86 Miami (H)	81
67 Kent State (H)	76
99 Tulane (H)	90
80 Rice (A)	83
92 Hawaii (H)	60
87 South Carolina (H)	76
93 Jacksonville (H)	89
84 Valdosta State (A)	81
70 Clemson (A)	67
82 North Carolina (A)	100
95 Stetson (H)	67
79 Dayton (H)	71
76 Georgia Tech (H)	84
98 Georgia Tech (A)	80
84 Florida Southern (A)	79
89 Miami (A)	86

1969 - 70 — Won 23, Lost 3 (.885)

69 Oregon State (H)	88
100 Oregon (H)	84
107 Rollins (A)	86
75 North Carolina (A)	86
98 Georgetown (H)	65
79 Louisville (H)	69
62 Texas (H)	61
86 Army (N)	51
68 Florida (N)	63
121 Pepperdine (A)	83
68 So. California (A)	71
87 Arizona (A)	78
104 Miami (H)	63
82 Tulane (A)	70
122 Clemson (H)	87
89 Georgia Tech (A)	83

1969 - 70 (cont.)

89 Jacksonville (H)	83
83 Virginia Tech (H)	73
80 Kent State (A)	50
82 Dayton (A)	62
98 Florida Southern (H)	74
112 Tulane (H)	77
81 Jacksonville (A)	85
97 Georgia Tech (H)	80
94 Stetson (A)	64
112 Miami (A)	96

1970 - 71 — Won 17, Lost 9 (.654)

80 Texas (A)	78
106 Biscayne (H)	70
125 South Dakota (H)	63
101 Southern Mississippi (N)	84
108 Jacksonville (A)	74
111 Valdosta State (H)	63
85 So. California (N)	94
64 Miami (Ohio) (N)	67
95 Pan American (A)	90
99 Arizona (H)	65
114 Miami (H)	62
96 Manhattan (H)	68
99 Tulane (A)	66
122 Sanford (H)	79
78 Stetson (H)	71
67 Georgia Tech (H)	85
86 Jacksonville (A)	63
82 California State (H)	69
98 Wisconsin-Milw. (H)	61
81 Georgia Tech (A)	76
113 Georgia Southern (A)	81
79 Jacksonville (H)	90
61 North Carolina (A)	70
74 Florida Southern (A)	66
94 Miami (A)	100

1971 - 72 — Won 27, Lost 6 (.818)

112 Oglethorpe (H)	69
96 Eastern Kentucky (H)	83
90 Stetson (N)	54
90 Jacksonville (A)	83
134 Valdosta State (H)	65
(10) Hawaii (A) (Portl.)	(30)
76 Hawaii (A)	81
65 Washington (N)	77
73 Oregon State (N)	72
65 Washington State (N)	61
88 Denver (N)	70
63 St. Louis (N)	62
106 E. Tennessee State (H)	63
98 Mercer (H)	78
66 Houston (H)	79
105 South Alabama (H)	72
71 Georgia Tech (A)	69
82 Jacksonville (H)	82
84 Florida Southern (H)	83
109 Pan American (H)	63
96 Houston (A)	94
104 South Alabama (A)	87
94 Tulane (H)	84
108 Georgia Tech (H)	50
70 Jacksonville (A)	61
49 Stetson (A)	47
94 Biscayne (A)	66
Cincinnati (A)	88
83 Eastern Kentucky (N)	81
70 Minnesota (N)	56
73 Kentucky (N)	54
79 North Carolina (N)	75
76 UCLA (A)	81

1972 - 73 — Won 18, Lost 8 (.692)

109 Georgia Southern (H)	67
87 Eastern Kentucky (N)	70
87 Biscayne (H)	62
59 Princeton (N)	61
85 Baylor (N)	67
68 Alabama (N)	74
91 Northwestern (N)	73
70 Penn State (N)	80
77 Brigham Young (N)	80
94 Oklahoma City (A)	80
91 Connecticut (H)	55
91 Georgetown (H)	70
78 Cincinnati (H)	84
84 Stetson (H)	67
66 Jacksonville (A)	65
47 Sanford (A)	34
78 Southern Ill. (H)	73
95 South Florida (H)	53
82 Virginia Tech (A)	91
80 Seton Hall (N)	81
62 Cincinnati (A)	69
83 Jacksonville (H)	74
79 North Carolina (N)	91
86 South Alabama (A)	69
59 Marshall (H)	71
112 Mercer (H)	94

1973 - 74 — Won 18, Lost 8 (.692)

92 Hofstra (H)	63
109 Biscayne (H)	58
65 Clemson (N)	71
76 Pittsburg (N)	82
93 Eastern Kentucky (A)	60
78 Louisville (A)	90
85 Memphis State (H)	80
107 W. Kentucky (N)	67
66 Wake Forest (N)	48
92 Indiana State (N)	93
84 Wisc.-Milw. (N)	82
99 Texas A&M (N)	79
74 Houston (A)	79
85 Virginia Tech (N)	70
85 Georgia Southern (N)	69
94 South Florida (A) (OT)	95
73 South Illinois (A)	77
78 Jacksonville (H)	74
90 New Mexico (H)	71
91 Canisius (H)	84
118 South Florida (H)	90
89 Jacksonville (A)	113
85 North Carolina (N)	63
105 South Alabama (H)	63
86 Fairleigh Dickinson (H)	58
96 South Alabama (A)	91

1974 - 75 — Won 18, Lost 8 (.692)

81 Valdosta State (H)	74
72 Illinois State (H)	70
80 Marshall (H)	63
69 Memphis State (A)	70
75 Louisville (H)	84
96 Ca. State-Bakersfield	66
67 Ohio University (H)	60
69 Purdue (N)	66
61 Louisville (A)	75
107 Eastern Kentucky (H)	82
104 Wisconsin-Milw. (H)	82
88 Biscayne (A)	59
71 South Florida (A)	77
107 Hofstra (H)	71
95 Biscayne (A)	85
83 Canisius (A)	61
78 New Mexico (A) (OT)	54
111 U.T.-Chattanooga (H)	84
63 Jacksonville (H)	85
101 Georgia Southern (N)	77
81 Georgia State (H)	72
71 Jacksonville (A)	76
104 Georgia Southern (H)	71
91 Mercer (H)	68
77 South Florida (H)	64
54 Stetson (A)	63

1975 - 76 — Won 21, Lost 6 (.778)

90 Rollins (H)	47
65 Eastern Kentucky (A)	59
59 Indiana (A)	83
81 Stetson (H)	71
109 Palm Beach Atlantic (H)	52
78 South Florida (N)	71
72 Alabama (N)	76
50 Washington (N)	69
75 Oregon State (N)	68
47 Colorado State (N)	54
88 Western Kentucky (H)	80
77 Jacksonville (A)	57
107 Baptist College (H)	54
100 Memphis State (H)	79
76 South Florida (A)	72
110 Southwestern La. (H)	70
66 Georgia State (A)	58
60 Illinois State (A)	58
80 Illinois State (A) (OT)	82
88 South Florida (H)	62
109 Illinois State (H)	81
85 Madison (A)	65
74 Jacksonville (H)	65
92 Georgia State (H)	70
106 Valdosta State (H)	61
90 Mercer (H)	76
68 Southwestern La. (A)	65
81 Dayton (A)	95

1976 - 77 — Won 16, Lost 11 (.592)

70 Toledo (N)	66
92 Clemson (A)	108
109 Missouri Western (H)	80
97 Austin Peay (H)	86
70 Missouri (A)	65
84 Santa Clara (N)	60
87 San Francisco (A)	93
71 Army (N)	62
76 Vermont (A)	77
91 Louisville (A)	78
93 Western Kentucky (A)	73
83 Troy State (H)	69
69 Madison (H)	66
75 Memphis State (A)	69
97 South Florida (A)	84



ALL-TIME FSU SCORES

1976 - 77 (cont.)

115	South Alabama (H)	86
70	Jacksonville (A)	77
65	N.C. Charlotte (H)	76
66	Mercer (A)	65
139	Baptist (H)	72
57	Kentucky (A)	97
87	Stetson (A)	80
76	Dayton (A)	71
64	Jacksonville (H)	70
103	South Florida (H)	72
91	Oral Roberts (H)	87
72	Georgia Tech (N) *	67
*Metro Tournament		

1977 - 78 - Won 23, Lost 6 (.793)

83	Rollins (H)	59
110	Troy State (H)	82
90	St. Leo (H)	49
76	South Florida (A)	67
94	Seton Hall (A)	63
100	Texas A&M (A)	77
82	Navy (A)	55
97	Missouri (H)	70
75	Cincinnati (A)	77
71	Tulane (A)	64
74	Minnesota (A)	88
87	Tulane (A)	85
85	Fairleigh Dickinson (H)	43
103	Tulane (H)	85
76	Cincinnati (H)	66
70	Louisville (A)	66
88	St. Louis (A)	75
56	South Alabama (H)	58
72	St. Louis (A)	68
95	Memphis State (A)	89
89	Memphis State (H)	82
79	UNC-Charlotte (A)	88
81	Louisville (H)	70
78	Georgia Tech (H)	78
85	Georgia Tech (A)	82
80	Oral Roberts (A)	76
71	Georgia Tech (A)	69
93	Louisville (A)	94
76	Kentucky (A) (NCAA)	85

1978 - 79 - Won 18, Lost 10 (.642)

116	Ekerd (H)	71
70	Western Kentucky (H)	59
71	Auburn (A)	70
68	Florida (H)	61
106	Florida Southern (H)	75
80	Dayton (A)	97
57	Penn State (N)	64
85	Alabama-Birmingham (A)	66
68	Jacksonville (A)	71
96	Georgia Southern (N)	83
76	Old Dominion (A)	80
60	Tulane (A)	74
61	St. Louis (A)	59
93	Memphis State (A)	86
65	Louisville (H)	67
79	Georgia Tech (H)	73
71	Georgia Washington (A)	68
80	Cincinnati (A)	77
89	Tulane (H)	84
71	Louisville (A)	84
84	Jacksonville (H)	81
61	South Alabama (A)	78
73	Georgia Tech (A)	75
84	St. Louis (H)	79
76	Cincinnati (H)	71
90	Memphis State (H)	87
101	Tulane (A)	92
35	Memphis State (A)	34
60	Virginia Tech (A)	68

1979 - 80 - Won 22, Lost 9 (.709)

101	Florida A&M (H)	63
76	Jacksonville (H)	77
29	South Florida (A)	77
87	Florida (N)	70
80	Memphis State (A)	78
81	Marquette (N)	78
112	Minnesota (H)	91
67	Western Kentucky (A)	65
106	Tulane (N)	97
75	St. Louis (A)	73
84	South Florida (H)	69
74	Memphis State (A)	69
79	Tulane (A)	80
82	South Carolina-Aiken (H)	69
64	Marquette (A)	74
77	Virginia Tech (H)	79
73	Louisville (A)	79
54	Cincinnati (A)	52
73	Auburn (H)	79
55	Memphis State (H) *	54
77	Cincinnati (H)	74
85	Florida Southern (A)	78
71	St. Louis (A)	69
64	Jacksonville (A)	55
86	Cleveland State (H)	83

1979 - 80 (cont.)

85	Alabama-Birmingham (H)	87
76	Virginia Tech (A)	76
75	Louisville (H)	83
85	Tulane (A)	73
79	Cincinnati (A)	69
72	Louisville (A)	81
94	Toledo (NCAA) (A)	97
78	Kentucky (NCAA) (A)	97
*Forest		

1980 - 81 - Won 17, Lost 11 (.607)

57	Central Florida (H)	41
66	Minnesota (A)	79
59	Jacksonville (H)	57
74	Florida (N)	71
70	Louisville (A)	67
68	Missouri (N)	64
64	Georgia (N)	62
78	South Carolina (N)	80
84	Memphis State (H)	66
79	Cincinnati (A)	77
87	Baptist College (H)	60
77	Virginia Tech (A)	50
78	Louisville (A)	98
59	Jacksonville (A)	50
79	Tulane (H)	61
82	Florida (A)	66
74	Tulane (A)	72
71	St. Louis (A)	68
73	Louisville (H)	82
70	St. Louis (H)	57
79	Cincinnati (H)	80
80	Virginia Tech (H)	76
70	South Carolina (A)	83
92	Florida A&M (H)	79
84	St. Louis (N)	77
57	Cincinnati (N)	58

1981 - 82 - Won 11, Lost 17 (.393)

81	Florida A&M (H)	67
67	Georgia (H)	70
94	Jacksonville (N)	93
67	South Florida (A)	82
80	Jacksonville (H)	83
65	Florida (N)	81
76	Auburn (H)	77
82	South Carolina (A)	77
76	UNC-Charlotte (N)	73
79	Dayton (A)	93
57	Louisville (H)	79
63	Memphis State (A)	90
82	Florida (H)	67
75	St. Louis (A)	74
69	Virginia Tech (A)	65
59	St. Louis (H)	73
101	St. Leo (H)	74
79	Jacksonville (A) (OT)	80
71	Louisville (H)	65
53	Tulane (A)	43
61	Tulane (H)	62
60	Memphis State (H)	62
83	Cincinnati (A)	84
84	South Carolina (H)	87
76	Virginia Tech (H)	77
71	Cincinnati (H)	73
54	Tulane (N)	49
73	Louisville (N)	97

1982 - 83 - Won 14, Lost 14 (.500)

92	St. Leo (H)	54
68	Auburn (A)	78
81	Florida A&M (H)	79
77	South Florida (N)	80
81	Jacksonville (N)	66
63	Florida (H)	84
74	Pittsburgh (H)	75
85	San Diego State (A)	89
96	Tulsa (N)	80
74	New Mexico (A)	71
61	Jacksonville (A)	60
69	Louisville (H)	96
94	Southern Mississippi (H)	82
69	Virginia Tech (A)	70
86	Cincinnati (H)	78
71	Southern Mississippi (A)	65
90	South Carolina (A) (OT)	63
48	Cincinnati (A)	63
63	Louisville (A)	69
83	Jacksonville (H)	74
79	Tulane (H) (2 OT)	80
82	Virginia Tech (H)	80
79	New Mexico (H)	77
74	Memphis State (H)	72
87	South Carolina (H)	79
67	Memphis State (A)	94
66	Tulane (A)	71
74	Memphis State (N)	84



1983 - 84 - Won 20, Lost 11 (.645)

95	Central Florida (H)	66
83	Tampa (H)	70
67	Florida (A)	60
69	Auburn (H)	76
76	Jacksonville (H)	63
94	Florida International (H)	75
92	Pittsburgh (A)	102
87	Florida (H)	64
93	Furman (H) (OT)	91
68	South Carolina (H)	76
83	Southern Mississippi (A)	64
43	Tulane (A)	50
71	Cincinnati (H)	57
82	Baptist College (H)	75
71	Louisville (A)	95
87	South Carolina (A)	82
78	Southern Mississippi (H)	74
75	Louisville (H)	60
69	Memphis State (H)	73
47	Jacksonville (A)	56
67	Memphis State (A)	75
62	Tulane (H)	61
51	South Florida (A)	53
58	Virginia Tech (H)	57
63	Cincinnati (A)	64
93	Virginia Tech (A)	79
82	Monmouth College (H)	55
72	South Carolina (N)	65
63	Memphis State (N)	65
74	North Carolina State (N) (OT)	71
63	Pittsburgh (N)	66

1984 - 85 - Won 14, Lost 16 (.466)

89	Tampa (H)	52
65	Florida (H)	68
97	Florida International (H)	43
61	Jacksonville (A)	60
90	Tennessee-Martin (H)	73
83	Pittsburgh (N)	76
97	Furman (N)	75
62	Cincinnati (A)	63
69	North Carolina (N)	78
88	St. Josephs (H)	72
54	South Florida (H)	56
62	Louisville (H)	63
71	Virginia Tech (A)	85
66	North Carolina State (A)	72
69	Memphis State (H)	74
63	Southern Miss (A)	77
61	Tulane (A)	64
92	South Carolina (A)	92
79	Florida (A)	86
74	Tulane (H)	81
91	Southern Miss (H)	79
88	Jacksonville (H)	72
68	Memphis State (A)	70
72	Louisville (A)	83
75	Virginia Tech (H)	87
86	Cincinnati (H)	60
87	South Carolina (H)	75
97	Virginia Tech (N)	93
75	Cincinnati (N)	65
86	Memphis State (N) (OT)	90

1985 - 86 - Won 12, Lost 17 (.414)

86	Tampa (H)	62
66	Florida (A)	85
76	North Carolina State (H)	67
91	Western Carolina (H)	83
122	Florida Tech	83
89	Alabama (A)	100
75	Pitt (A)	68
64	North Carolina (A)	109
62	Jacksonville (H)	69
76	Central Florida (H)	58
113	California Univ.-Pa. (H)	75
76	Cincinnati (H)	73
64	Louisville (H)	85
92	Southern Mississippi (H)	94

1985 - 86 (cont.)

75	Miami (A)	83
55	New Orleans (A)	76
73	Virginia Tech (A)	86
73	South Carolina (A)	91
90	Miami (H)	72
96	Southern Miss (A)	102
73	Memphis State (A)	99
96	New Orleans (H)	77
72	Cincinnati (A)	78
67	Louisville (A)	89
82	Memphis State (H)	80
84	Virginia Tech (H)	92
68	South Carolina (H)	62
77	Virginia Tech (N)	76
71	Memphis State (N)	73

1986 - 87 - Won 19, Lost 11 (.633)

80	Florida (H)	76
97	South Carolina-Spartanburg (H)	69
72	Alabama (H)	71
92	Oklahoma (A)	109
101	Western Carolina (A)	76
85	Valdosta State (H)	75
84	Alcorn State (N) *	62
91	Tennessee (N) (OT) *	90
78	Jacksonville (A)	90
57	Wisconsin-Green Bay (H)	49
64	Louisville (H) Metro	73
83	Stetson (H)	75
67	Cincinnati (A) Metro	69
68	Memphis State (A) Metro	76
60	South Carolina (H) Metro	63
94	Southern Miss (A) Metro	74
76	Central Florida (H)	82
79	Virginia Tech (A) (OT) Metro	81
77	Cincinnati (H) Metro	75
63	Miami (A)	63
98	Memphis State (H) Metro	89
80	South Carolina (A) Metro	72
83	South Florida (H)	87
71	Louisville (A) Metro	78
107	Virginia Tech (H) Metro	78
108	Miami (H)	104
117	Southern Miss (H) Metro	82
85	South Carolina (N) Metro	86
107	Rhode Island (H) NIT	92
92	Vanderbilt (A) NIT	109
*Red Lobster Classic (1st Place)		

1987 - 88 - Won 19, Lost 11 (.633)

87	Bucknell (H)	59
121	Florida International (H)	75
63	Penn State (H)	60
87	Oklahoma (H)	89
48	Florida (A)	71
80	Stetson (N)	67
78	Tennessee (A) (OT)	82
93	Hardin-Simmons (H)	79
71	Pittsburgh (A) *	72
101	Central Florida (A) *	67
87	Jacksonville (H)	63
83	Louisville (H) Metro	76
92	Memphis State (H) Metro	85
86	South Florida (A)	70
74	Cincinnati (A) Metro	71
72	South Carolina (H) Metro	80
93	Central Florida (H)	69
87	Virginia Tech (A) Metro	88
82	Monmouth (H)	68
101	Cincinnati (H) Metro	68
63	Southern Miss (H) Metro	75
62	Louisville (A) Metro	82
76	Memphis State (A) Metro	81
106	Alabama State (H)	90
78	South Carolina (A) Metro	79
92	Virginia Tech (H) Metro	81
87	Southern Miss (A) Metro	83
84	Cincinnati (A) NIT	74
74	Memphis State (A) NIT	81
98	Iowa (A) NCAA West Region	102

BASKETBALL LETTERMEN CLUB

A

Abraham, Ansley	1974
Adams, Arthur	1949
Aldridge, Archie	1974
Allen, Herbert	1976
Allen, Randy	1984, 85, 86, 87
Anderson, Kris	1977, 78, 79, 81
Arnold, Granville	1983, 84
Arnold, Rodney	1980, 81
Artmeier, Richard	1954, 55
Asworth, Rufus	1961

B

Barrow, Tim	1968
Barber, Pee Wee	1986, 87
Benjamin, Lee	1949
Benson, Rick	1952, 53
Biggs, Donald	1966
Bloodworth, John	1966
Boltz, Daniel	1957, 58, 59
Boyd, Aubry	1988
Bozeman, James	1978, 79, 81
Brennan, John	1975
Brodie, Mark	1975
Brown, Murray	1977, 78, 79, 80
Brownyard, Dave	1973, 74
Burke, Dennis	1973, 74
Burt, Thomas	1953
Burt, John	1969, 70
Bush, Ken	1969
Byrd, Carlton	1974, 75, 76, 77

C

Cable, Randy	1968, 69, 70
Calvin, Jim	1972
Campbell, Rick	1967
Carter, Tony	1985, 86, 87
Casteel, Robert	1957, 58, 59, 60
Chassess, Richard	1974, 75
Chatman, Ed	1979
Choice, Raleigh	1986, 87
Clyde, Benny	1973
Cole, Otis	1972, 73, 74
Collinsworth, Greg	1979, 80, 81
Coogee, Faurest	1961
Cotton, Bill	1961
Cowens, Dave	1968, 69, 70
Cox, Jerry	1978, 79, 80
Cundy, Tom	1952, 53, 54, 55

D

Danford, Richard	1966, 67, 68
Davis, Harry	1975, 76, 77, 78
Davis, Jack	1961
Davis, LaRae	1988, 87
Dawson, Tony	1988
DePatry, Bob	1968
Dillard, Mickey	1977, 78, 80, 81
Doyle, Kenneth	1967, 68
Durham, Hugh	1957, 58, 59

E

Eason, Michael	1966
Edney, Tim	1961
Ek, Bob	1962, 63
Elzy, Vernell	1970, 71

F

Fairchild, Charles	1965
Farrar, Joe	1984, 85
Fedor, Dave	1959, 60, 61, 62
Fischer, Louis	1950, 51, 52
Fitchett, Jerome	1985, 86, 87, 88
Forkley, Russell	1966
Fryer, Artie	1972

G

Garcia, Thomas	1957
Garrett, Rowland	1970, 71, 72
Gay, Larry	1971, 72, 73
Ges, Jan	1968, 69, 70
Gilmore, Oren	1981, 81
Gipson, Alton Lee	1984, 85
Giswold, Bill	1963
Glenn, Bill	1966, 67
Glover, Roy	1970
Gonzalez, Pete	1963, 65
Gordon, Duane	1952, 53
Grady, Greg	1973, 74, 75, 76
Gregory, Stu	1957
Guckenberger, Buzz	1955, 59

H

Harris, Eugene	1974, 75, 76, 77
Harris, Ron	1970, 71, 72
Harrison, John	1974, 75
Hartman, Bob	1951
Hilaman, Sheldon	1948
Hogan, Jeff	1967, 68, 69
Huge, Cal	1963
Hunter, Tat	1986, 87, 88

J

Jackson, Tony	1977, 78, 79, 80
Jacoby, Leroy	1956, 57, 58
Johnson, Brad	1988
Johnson, Michael	1982, 83, 84
Johnson, Otis	1973

K

Karasek, Tony	1966, 67
Kirray, Lannie	1969
King, Ron	1971, 72, 73
Klisy, Dale	1969, 70
Kuhl, Donnie	1977, 78, 79, 81
Kundid, Michael	1976

L

Lanigan, Robert	1947
Leskey, Ken	1964, 65
Leitch, Colin	1966
Long, Charlie	1961, 62, 63
Loucks, Donald	1948
Lovell, Bobby	1963, 64, 65

M

Mabry, Thomas	1985, 86
Macklin, Kenneth	1969, 70
McCloud, George	1966, 67, 68
McComber, Darryl	1969, 70
McCrary, Benjamin	1947
McCrary, Lawrence	1972, 73, 74
Malmom, Ronald	1965, 66
Mann, Hank	1975, 76, 79
Marsee, Bud	1950, 51
Martello, Vince	1983, 84
Martin, Terry	1985
Matchett, Scott	1981

Mateer, Craig	1966, 67
Mayer, Tharon	1988
Menacoff, Nick	1959
Miles, Bobby	1982, 83, 84
Mitchell, Derrick	1988
Moore, Larry	1967, 68
Morison, Bruce	1965, 66
Morrison, Ian	1967
Murphy, Brian	1965
Mynick, Maurice	1982, 83, 84, 85

N

Nemergut, Ron	1971
Netties, Ronald	1949

O

Oler, James	1953
-------------	------

P

Parker, William	1948
Parks, Bobby	1976, 79, 80, 81
Patton, Wayne	1955
Pavy, James	1948
Peacock, William	1964, 65
Penice, Robert	1950, 51, 52, 53
Perkins, Zach	1973, 74, 75, 76
Petty, Otto	1971, 72, 73
Phillip, Raphael	1962, 63
Phlips, William	1966
Polite, Michael	1968

R

Reeves, Dale	1963
Reynolds, Carl	1968, 69
Richardson, Jimtom	1952
Ricketts, Dale	1963
Rogers, Peter	1963, 64
Rolie, Elvis	1980, 81
Ross, David	1967, 68
Royals, Reggie	1971, 72, 73

S

Samuel, Greg	1971, 72
Schull, Gary	1964, 65
Shaffer, David	1986
Shaffer, Dean	1984, 85

Shirley, Jerry	1963, 64, 65
Simmons, James	1974, 75
Smalls, Wayne	1974, 75, 76, 77
Smith, James	1976, 77, 78
Smith, Jerry	1960, 61
Speights, David	1982, 83, 84, 85
Stewart, Darryle	1966, 67, 68
Stitt, Cyril	1973, 74, 75
Stolson, Galen	1966
Strom, Larry	1957
Swan, Ray	1961, 62

T

Thompson, David	1976, 77, 78
Tookes, Pernell	1979, 80, 81
Toway, Jim	1974, 75, 76, 77
Trammell, Jeffrey	1976
Towney, Fred	1957

V


Vetica, Dave	1977
--------------	------

W

Watts, Robert	1957
Wallace, Jim	1964
Ward, Bob	1957
Warren, Larry	1974, 75, 76
Watson, Ronald	1982, 83, 84
Wemko, Paul	1953
Westhafer, Jerry	1952, 53
Westhafer, Joe	1957
White, David	1988
Wiggins, Mitchell	1982, 83
Wilkes, Scott	1982, 83
William, Tony	1982, 83, 84
Williams, Bob	1957
Williams, Joseph	1967
Williams, Willie	1965, 70
Wold, Gary	1953
Woodard, Wayne	1975
Wright, William	1972
Wyman, Jr., Orlando	1948, 49, 50

Y

Young, Ed	1980, 81
Young, Skip	1969, 70, 71



A TRADITION OF EXCITEMENT!

The Metro Conference, originally called the Metro Six, was formed on June 13, 1975. Charter members included the University of Cincinnati, Georgia Tech, the University of Louisville, Memphis State University, St. Louis University and Tulane University.

Recognition came quickly, due in large part to the excellent basketball traditions at each school. In unprecedented fashion, the Metro was awarded automatic qualification for the NCAA basketball tournament on September 22, 1975. No other conference had become an immediate qualifier for this post-season event in its very first year of existence.

Expansion was also on the horizon. League membership increased to seven as Florida State University was admitted on July 28, 1976.

Already renowned in basketball, the Metro bolstered its fall and spring sports calendars beginning in 1977. Presently, 14 league championships are decided. Men's sports include baseball, basketball, cross country, golf, swimming, tennis and track. Women participate in basketball, cross country, golf, swimming, tennis, track and volleyball.

Following the 1977-78 season, Georgia Tech relinquished its Metro membership. Virginia Tech quickly filled the void and the Hokies made their presence felt immediately by winning the Metro basketball tournament in their first year.

The Metro mystique came to fruition in 1979-80. Led by College Player of the Year Darrell Griffith, Louisville won the NCAA basketball championship with a 59-54 victory over UCLA. With this win, the Metro became the first conference to capture a national title after only five years in existence.

St. Louis left the Metro on June 1, 1982, but later that same month, the University of Southern Mississippi joined the league. South Carolin's admission on April 14, 1983 increased conference membership to eight schools. However, Tulane forfeited its membership when its basketball program was

discontinued following the 1984-85 season.

On August 5, 1987, Ralph McFillen was named commissioner of the Metro Conference succeeding Steven J. Hatchell. Hatchell had served since 1983 when he replaced Larry Albus, the league's first commissioner.

Under McFillen's direction, the Metro Conference has continued to stress a commitment to excellence. The *Metro News*, the conference newspaper, is distributed 15 times per year. In addition, the Metro Conference Sportswriters and Broadcasters Association (MCSWBA), formed in July of 1984, assists in publicizing the league's accomplishments.

The 1985-86 basketball season was highlighted by Louisville's second national championship in six years. With the victory, Denny Crum became the only coach to have won the title twice in the 1980's until Indiana's Bobby Knight matched that feat at the conclusion of the 1986-87 season. In addition, Southern Mississippi won the 1987 National Invitation Tournament.

Only twice in the last 13 years has the Metro not advanced at least two teams into the NCAA Tournament. The league has been represented only by the Atlantic Coast Conference. Overall, the Metro Conference has produced two national champions and five regional winners, while earning a 36-24 (.600) record in NCAA tournament play.

The Metro Conference has come a long way in 13 short years. In 1988, 461 league student-athletes were named to the Commissioner's list, indicative of above-average grade point averages (3.0 or higher) achieved during the academic year. The total marked the list's highest number of honorees since its inception in 1983.

Effective leadership and aggressive promotion have become the trademarks of the Metro's administration while the accomplishments of its athletic teams are now recognized in all sports.

YEAR-BY-YEAR NCAA RESULTS


(Since the Metro was formed)

- 1976** Notre Dame 79, Cincinnati 78 (Midwest Regional 1st round)
Pepperdine 87, Memphis State 77 (Midwest Regional 1st round)
WON 0, LOST 2
- 1977** UCLA 87, Louisville 79 (West Regional 1st round)
Marquette 66, Cincinnati 51 (Midwest Regional 1st round)
WON 0, LOST 2
- 1978** Kentucky 85, Florida State 76 (Midwest Regional 1st round)
Louisville 76, St. John's 68 (Midwest Regional 1st round)
DePaul 90, Louisville 89, 2 OT (Midwest Regional 1st round)
WON 1, LOST 2
- 1979** Virginia Tech 70, Jacksonville 53 (Midwest Regional 1st round)
Louisville 69, South Alabama 60 (Midwest Regional 2nd round)
Indiana State 86, Virginia Tech 69 (Midwest Regional 2nd round)
Arkansas 73, Louisville 67 (Midwest Regional semifinals)
WON 2, LOST 2
- 1980** Florida State 94, Toledo 91 (Midwest Regional 1st round)
Virginia Tech 89, Western Kentucky 85, OT (Midwest Regional 1st round)
Kentucky 97, Florida State 78 (Midwest Regional 2nd round)
Indiana 68, Virginia Tech 59 (Midwest Regional 2nd round)
Louisville 71, Kansas State 69, OT (Midwest Regional 2nd round)
Louisville 66, Texas A&M 55, OT (Midwest Regional semifinals)
Louisville 86, LSU 66 (Midwest Regional championship)
Louisville 80, Iowa 72 (Final Four semifinals)
Louisville 59, UCLA 54 (Final Four championship)
WON 7, LOST 2
- 1981** Arkansas 74, Louisville 73 (Midwest Regional 2nd round)
WON 0, LOST 1
- 1982** Memphis State 56, Wake Forest 55 (East Regional 2nd round)
Villanova 70, Memphis State 66, OT (East Regional semifinals)
Louisville 81, Middle Tennessee State 56 (Midwest Regional 2nd round)
Louisville 67, Minnesota 61 (Midwest Regional semifinals)
Louisville 75, Alabama-Birmingham 68 (Midwest Regional championship)
Georgetown 50, Louisville 46 (Final Four semifinals)
WON 4, LOST 2
- 1983** Memphis State 66, Georgetown 57 (Midwest Regional 1st round)
Houston 70, Memphis State 63 (Midwest Regional semifinals)
Louisville 70, Tennessee 57 (Midwest Regional 2nd round)
Louisville 65, Arkansas 63 (Midwest Regional semifinals)
Louisville 80, Kentucky 68 (Midwest Regional championship)
Houston 91, Louisville 81 (Final Four semifinals)
WON 4, LOST 2
- 1984** Louisville 72, Morehead State 69 (Midwest Regional 1st round)
Louisville 69, Tulsa 67 (Midwest Regional 2nd round)
Kentucky 72, Louisville 67 (Midwest Regional semifinals)
Memphis State 92, Oral Roberts 83 (Midwest Regional 1st round)
Memphis State 66, Purdue 48 (Midwest Regional 2nd round)
Houston 78, Memphis State 71 (Midwest Regional semifinals)
WON 4, LOST 2
- 1985** Temple 60, Virginia Tech 57 (East Regional 1st round)
Memphis State 67, Penn 55 (Midwest Regional 1st round)
Memphis State 67, Alabama Birmingham 66, OT (Midwest Regional 2nd round)
Memphis State 59, Boston College 57 (Midwest Regional semifinals)
Memphis State 63, Oklahoma 61 (Midwest Regional championship)
Villanova 52, Memphis State 45 (Final Four semifinals)
WON 4, LOST 2
- 1986** Louisville 93, Drexel 73 (West Regional 1st round)
Memphis State 95, Ball State 63 (Southeast Regional 1st round)
Villanova 71, Virginia Tech 62 (Southeast Regional 1st round)
Louisville 82, Bradley 68 (West Regional 2nd round)
LSU 83, Memphis State 81 (Southeast Regional 2nd round)
Louisville 94, North Carolina 79 (West regional semifinals)
Louisville 84, Auburn 76 (West Regional championship)
Louisville 88, LSU 77 (Final Four semifinals)
Louisville 72, Duke 69 (Final Four championship)
WON 7, LOST 2
- 1988** Louisville 70, Oregon State 61 (Southeast Regional 1st round)
Memphis State 75, Baylor 60 (Midwest Regional 1st round)
Iowa 102, Florida State 98 (West Regional 1st round)
Louisville 97, Brigham Young 76 (Southeast Regional 2nd round)
Purdue 100, Memphis State 73 (Midwest Regional 2nd round)
Oklahoma 108, Louisville 98 (Southeast Regional semifinals)
WON 3, LOST 3
- NCAA TOURNAMENT RECORD OVERALL:
WON 36, LOST 24 (Since 1976)**

FLORIDA STATE'S ALL-METRO HONORS

First Team		
Harry Davis	1977 - 78	
Murray Brown	1978 - 79	
Murray Brown	1979 - 80	
Mickey Dillard	1979 - 80	
Mitchell Wiggins	1981 - 82	
Mitchell Wiggins	1982 - 83	
Alton Lee Gipson	1983 - 84	
Pee Wee Barber	1986 - 87	
George McCloud	1987 - 88	
Second Team		
David Thompson	1976 - 77	
Mickey Dillard	1977 - 78	
Tony Jackson	1978 - 79	
Mickey Dillard	1980 - 81	
Elvis Rolle	1980 - 81	
Alton Lee Gipson	1984 - 85	
Randy Allen	1984 - 85	
Randy Allen	1985 - 86	
Freshman Team		
David Speights	1981 - 82	
Randy Allen	1983 - 84	
Michael Polite	1987 - 88	
Newcomer of the Year		1983 - 84
Alton Lee Gipson		
Coach of the Year		1977 - 78
Hugh Durham		
All-Tournament		1977 - 78
Eugene Harris		
Murray Brown	1978 - 79	
Elvis Rolle	1979 - 80	
Alton Lee Gipson	1983 - 84	
Alton Lee Gipson	1984 - 85	
Dean Shaffer	1984 - 85	
Pee Wee Barber	1985 - 86	
George McCloud	1987 - 88	
John Gunn Award (Outstanding Player of Metro Tournament)		1984 - 85
Dean Shaffer		
Scoring Champion		1981 - 82
Mitchell Wiggins		
Mitchell Wiggins	1982 - 83	
Alton Lee Gipson	1984 - 85	

FSU BASKETBALL: SIMPLY THE BEST!



The Seminoles have lost just four games under Coach Kennedy in the ultra-modern Leon County Civic Center. With a seating capacity of over 12,000, Florida State's home court is among the most impressive in the south.



Most of Florida State's athletes live in the Cash Hall complex which features full dining facilities, study halls, a swimming pool and game room. Located just off the FSU campus, the facility combines the privacy of apartment life with the convenience of a dormitory.





The Coyle E. Moore Athletic Center is the hub of the Seminole athletic program. Not only does it house the offices for coaches and administration, but it also contains dining facilities, the hall of fame, training room, locker rooms and a fully equipped gymnasium.



Florida State has been described as a school that is big enough to be a major university but small enough to care. With a dedicated faculty and active student body, FSU is one of the most exciting schools in the country.

Florida State University's campus is recognized as one of the most beautiful in the country. Nestled among evergreens, pines and palms, the 347 acres of FSU mirror the surrounding North Florida region.





We're proud to be FSU's largest corporate sponsor
for four consecutive years.

Hardee's[®]
We're out to win you over.[™]

Photography by Bob O'Lary

©1988 Hardee's Food Systems, Inc.