


Kennedy's Fourth Season

Three Years of Changes


**"What
have you
changed
in the
offensive
scheme?"**

**"The biggest
change we've made in
our offensive
philosophy since I
got to Florida State
is a much more
specific half-court
offense. Our offenses
incorporate "specials"
designed to feature a
particular talent of an
individual player."**

Tharon Mayes has the ability to take the ball into the heart of an opponent's defense and still get off an easy shot. His talent convinced coaches to put in a play that would spread the offense and leave Mayes open for a drive.



1988-89
Review



Clawing Their Way Back To National Prominence

If the 1987-88 Florida State basketball season could be tabbed a Cinderella year, and it could, then last year's Seminole squad never heard the clock strike midnight.

Continuing a meteoric return to national prominence, FSU topped one outstanding accomplishment with another.

Consider the Seminoles: were ranked in the preseason top 20 for the first time since 1973; raced to an 18-2 record; moved as high as seventh in the country in the Associated Press poll; defeated Louisville in Freedom Hall for the second time ever; won the schools second ever Metro Conference title and earned a second consecutive trip to the NCAA Tournament.

It was quite a year for Florida State basketball and one that saw the Tribe race out of the gate and never look back.

While the preseason top 20 attention gave Kennedy a measuring stick as to how far the program had come, the even more impressive accomplishment is that the Seminoles remained in the elite pack throughout the entire regular season.

Florida State left little doubt it would be a team to contend with when it ripped-off eight consecutive wins to start the season. The Tribe showed the offensive power that would be the strength of the 1988-89 team, scoring over 100 points in each of the first three games. So prolific was FSU's scoring ability that its average of 91.6

points per game set a Metro Conference record, and the 11 games in which the Tribe scored over 100 points set a new school record. While the early runaways against Central Florida (133-79) and Florida International (100-75) hinted at FSU's talent, it was the 104-86 blowout of a Florida team ranked in the top 20 that convinced the national media that the Tribe was for real.

An 87-82 win over Sun Belt power, and eventual NCAA tournament participant, South Alabama convinced everyone that FSU was a team pointed toward big things. A good start to the road schedule was essential and the Seminoles got it with a hard-fought 78-71 win at Penn State. The game, FSU's sixth of the year, would be the last for Michael Polite as he began to show the signs of the Gullain-Barre' syndrome that would take 30 pounds off his muscular frame. The win at State College began an impressive streak of seven consecutive road wins that ended only in a late season slump that blemished the travel mark.

While Florida State lost just eight games all year, its first proved typical as the Seminoles came just one point shy (68-67) of Villanova in the championship game of the Red Lobster Classic. The loss dropped the season record to 8-1 and would be one of three that FSU would lose by just a single point. The loss also buried the heroics of forward/quarterback Brad Johnson, who flew in from

Opposite Page: George McCloud led the Seminoles to one of their most successful seasons in school history. In the process, the senior was tabbed Player of the Year in the Metro Conference.

McCloud finished his career as a finalist for the John Wooden Award recognizing college basketball's finest player and was selected in the first round of the NBA draft by the Indiana Pacers.



Above: The photo says it all as George McCloud was ice at the line all year for Florida State.

In the rare win over Louisville in Freedom Hall, McCloud sank a pair from the charity stripe with five seconds left to ice the Seminoles win and propel FSU to a ranking of 7th in the nation.

Right: Pat Kennedy, here conferring with former assistant Rich Petriccione, solidified himself as one of the best in college coaching leading FSU to a 22-8 record.

Kennedy, who turned down some impressive coaching offers over the summer to remain at Florida State, has posted a 60-30 mark at FSU and 184-90 record overall.

He led FSU to back-to-back NCAA tournaments over the last two years for only the second time in school history.

Opposite Page: Tony Dawson spent two years at Florida State showing everyone just how offense should be played down low. A master of every shot in the book, Dawson reached 1,000 points in his career faster than any Seminole except Mitchell Wiggins.

New Orleans, where the football team was preparing for the Sugar Bowl, canned a season-high 13 points and jetted back the next day.

Florida State did not let the first loss of the season slow them down as they reeled off another eight consecutive wins boosting their record to 16-1. Included in the hot streak were wins against top 20 member Tennessee (101-90) in Tallahassee and an overtime (112-105) win over Arkansas, which was the Razorbacks first loss in Little Rock in five years. The win would prove costly, however, as Tharon Mayes broke his hand in the first half and would miss the next nine games. The streak also featured wins in the first three Metro games, including rare wins at South Carolina (69-67) and Virginia Tech (100-97).



Memphis State proved to be FSU's conference nemesis all year and the Tigers brought the high-flying Seminoles down to earth with an impressive 99-82 win in Tallahassee on February 1. Again, looking a pair of tough road games in the face, the Seminoles got off the ground, dusted themselves off, and got back in the fight. In their next game, Tat Hunter may have hit the biggest shot of the year when he tipped in George McCloud's buzzer-beater to provide the margin in a 66-65 victory at Cincinnati.

The game set up one of Florida State's most satisfying wins ever. Ranked eighth in the country and sporting a 17-2 record, Florida State invaded Freedom Hall, where they had won just once before (1978), to take on Metro-powerhouse Louisville. The game proved to be a classic and with five seconds left, George McCloud sunk a pair of free throws to ice an 81-78 win.

After a win over South Carolina at home, the Tribe prepared for a nationally televised rematch with Louisville that proved even more thrilling than the first meeting. Trailing by five with :24 left on the clock, the Seminoles staged one of the most unbelievable comebacks in FSU sports history. With a school record crowd of 13,339 in a deafening frenzy, Tat Hunter tipped in a missed shot at the buzzer to send the game into overtime. The nation watched as the overtime went back and forth like a prize

fight. With eight seconds left, Tony Dawson's game-clinching free throw rolled off the rim and the Cardinals Everick Sullivan launched a desperation three-pointer that provided a one-point victory and sent FSU into a four-game losing streak.

With the bitter loss still fresh, the Tribe embarked on a crueling road trip that included three games in five days. Memphis State blew by 89-78, giving the Seminoles their second conference loss of the year. Just three days later, FSU suffered a numbing upset at the hands of up-start New Orleans (83-77). And on the heels of three straight losses, Florida State traveled to the Palestra in Philadelphia for a nationally televised match-up with Lionel Simmons and LaSalle. The game proved a television producer's dream as McCloud and Simmons put on a show finishing with 36 points each. McCloud nailed a Metro record 10 three-pointers, which pulled a tired team back into the game in the second half, but his last attempt missed and the Tribe had lost its third one-pointer of the year by a 101-100 score.

With the Metro regular season title a possibility, the Seminoles ripped through Virginia Tech (117-97). Armed with the news that Memphis State had lost at Virginia Tech moments earlier, FSU tipped-off at Southern Mississippi with the Metro championship at stake. Deadlocked at halftime, FSU never could shake the Eagles. But with the shot clock at :01 and the game clock at :19, George McCloud stuck a layup to give the Seminoles an 81-78 win and their second ever Metro regular season title.

While Florida State enjoyed the top seed at the conference tournament, it was a tenuous position at best as it resulted in a match-up with the homestanding Gamecocks of South Carolina in the semi-final round. FSU made it look easy against USC posting an 83-60 win and setting up a season tie-breaker with Louisville for the Metro Tournament championship. While the Tribe was able to put some runs together and cut Louisville's lead to three inside of the 3:00 mark, poor shooting (40.3% from the field) would cost it the tournament championship and an 87-80 loss to U of L.


And, for the second year in a row, the Seminoles anxiously awaited word of against who, and where, their season would continue. The answer was against Middle Tennessee State and in Nashville, TN at the NCAA Southeast Regional. Florida State, by virtue of an entire season in the top 20, earned the fourth-seed and seemed poised for its best run at a national title since the 1972 team played UCLA for the national championship.

It ended all too suddenly for the Seminoles.

The game seemed firmly in Florida State's hands as the Blue Raiders began to fall apart in the second half, despite a partisan and very vocal, Middle Tennessee crowd. Then something happened that still has basketball experts around the country scratching their heads. Mike Buck, a pencil-thin, seldom used, senior guard came into the game in a back-up role for MTSU and left the hero, canning 26 points and leading his team to a dream-like 97-83 win over FSU.

The season ended abruptly for the Seminoles, who had spent the entire year racking up records and dominating their opponents, but it had been a great year all the same. George McCloud finished the season averaging over 22 points per game and was selected the Metro Conference's Player of the Year. Later, he was to be the first round pick of the NBA's Indiana Pacers. The 22-8 mark the team posted was the best in 10 years and the eighth 20-win season in school history. And FSU got a shot in the arm when Coach Kennedy declined some prestigious offers to remain at the Seminole helm.

1988-89 was a great year, indeed, but FSU faithful still point to the future.



INDIVIDUAL STATISTICS

(Overall Record: 22 - 8; Home 13 - 2; Away 8 - 3; Neutral 1 - 3; Metro Conference 10 - 4)

Player	GP-GS	Min-Avg.	FGM-FGA	FG Pct.	3-Point	3-Point	FTM-FTA	FT Pct.	Rebounds					PF-DQ	PTS-AVG
					FGM-FGA	FG Pct.			TOT-AVG	AST	STL	BLK	TO		
McCloud	30 - 28	1067 - 36	207 - 462	.448	115 - 262	.439	154 - 176	.875	109 - 3.6	125	53	6	97	70 - 1	683 - 22.8
Dawson	30 - 30	1036 - 35	243 - 460	.528	25 - 83	.301	118 - 160	.738	206 - 6.9	20	32	5	79	96 - 4	629 - 21.0
Mayes	23 - 19	645 - 28	126 - 229	.550	24 - 76	.316	29 - 39	.744	53 - 2.3	62	35	2	47	59 - 2	305 - 13.3
Thomas	30 - 23	774 - 26	110 - 213	.516	0 - 1	.000	76 - 104	.731	192 - 6.4	22	23	18	49	92 - 3	296 - 9.9
Hunter	30 - 30	835 - 28	122 - 214	.570	0 - 1	.000	28 - 45	.622	249 - 8.3	28	38	20	25	76 - 0	272 - 9.1
Mitchell	28 - 15	679 - 24	84 - 166	.506	1 - 2	.500	78 - 120	.650	72 - 2.6	82	34	4	51	66 - 3	247 - 8.8
Boyd	25 - 4	397 - 16	41 - 95	.432	8 - 25	.320	37 - 50	.740	55/- 2.2	29	19	4	23	39 - 0	127 - 5.1
Polite	6 - 0	76 - 13	10 - 20	.500	0 - 0	.000	6 - 17	.353	23 - 3.8	2	1	1	3	5 - 0	26 - 4.3
Wells	9 - 0	27 - 3	9 - 14	.643	0 - 1	.000	2 - 3	.667	14 - 1.6	1	0	0	1	6 - 0	20 - 2.2
Johnson	27 - 0	158 - 6	13 - 38	.342	6 - 19	.316	16 - 19	.842	17 - 0.6	10	3	2	11	10 - 0	48 - 1.8
White	28 - 0	217 - 8	18 - 25	.720	1 - 1	1.000	9 - 26	.346	41 - 1.5	20	11	8	17	29 - 0	46 - 1.6
Hands	22 - 1	110 - 5	12 - 34	.353	1 - 3	.333	5 - 7	.714	9 - 0.4	8	2	0	12	7 - 0	30 - 1.4
Barnes	9 - 0	18 - 2	4 - 8	.500	0 - 0	.000	2 - 4	.500	4 - 0.4	1	0	0	3	0 - 0	10 - 1.1
Miles	6 - 0	11 - 2	0 - 2	.000	0 - 0	.000	0 - 0	.000	1 - 0.2	1	0	1	1	2 - 0	0 - 0.0
Florida State		6050	999 - 1980	.505	181 - 474	.382	560 - 770	.727	1116 - 37.2	411	251	71	419	557 - 13	2739 - 91.3
Opponents		6050	957 - 1989	.481	141 - 385	.366	367 - 541	.678	1096 - 36.5	408	188	72	502	672 - 22	2422 - 80.7

Team Rebounds: All Games (FSU - 71, OPP - 81)

Dead Ball Rebounds: All Games (FSU - 91, OPP - 94)

GAME-BY-GAME

Date	Opponent	Score	Attendance	FSU High Points	FSU High Rebounds
11/25	Central Florida	* 133 - 79	8,439	Dawson 30	Hunter 8
11/29	Florida International	100 - 75	5,107	Dawson 27	Hunter 14
12/03	Florida	104 - 86	12,893	McCloud 31	Hunter 13
12/09	Stetson	91 - 74	5,090	Dawson 27	Hunter, Thomas 6
12/14	South Alabama	87 - 82	4,772	McCloud 30	Dawson 9
12/17	@ Penn State University	78 - 71	5,016	Dawson 29	Thomas 8
12/20	South Florida	113 - 81	5,388	Dawson 28	Thomas 12
12/28	N Central Florida	97 - 64	5,792	Dawson 20	Hunter 8
12/29	N Villanova	67 - 68	6,207	McCloud 15	Hunter 12
1/04	Rider College	113 - 67	3,217	Mayes, McCloud 19	Hunter 10
1/07	Southern Mississippi	104 - 79	5,563	Mayes 29	Dawson 13
1/11	@ Jacksonville University	85 - 70	10,139	McCloud 35	Hunter 9
1/15	University of Tennessee	101 - 90	12,607	Dawson 30	Dawson 10
1/18	@ Arkansas (OT)	112 - 105	7,980	McCloud 28	Thomas 12
1/21	Cincinnati	95 - 80	7,714	McCloud 29	Hunter, Mitchell, Thomas 6
1/26	@ South Carolina	69 - 67	12,576	Hunter 20	Hunter 8
1/28	@ Virginia Tech	100 - 97	9,971	McCloud 30	Dawson 14
2/01	Memphis State	82 - 99	8,679	Dawson 22	Hunter 10
2/04	@ Cincinnati	66 - 65	3,936	Thomas 20	Thomas 13
2/06	@ Louisville	81 - 78	19,345	Dawson 21	Thomas 17
2/08	South Carolina	88 - 72	7,912	Dawson 30	Dawson 12
2/16	Louisville (OT)	77 - 78	13,339	Dawson 21	Hunter 15
2/18	@ Memphis State	78 - 89	11,200	McCloud 21	Hunter 10
2/21	@ New Orleans	77 - 83	5,101	McCloud 24	Thomas 7
2/23	@ La Salle	100 - 101	8,722	*McCloud 36	Hunter 8
3/01	Virginia Tech	117 - 97	7,891	Dawson 30	*Hunter 21
3/04	@ Southern Mississippi	81 - 78	5,296	McCloud 29	Dawson, Thomas 7
3/11	† South Carolina	80 - 63	10,433	Mitchell 20	Dawson 10
3/12	† N Louisville	80 - 87	7,052	McCloud 22	Dawson, Hunter 5
3/16	‡ N Middle Tennessee State	83 - 97	12,016	Dawson 21	Thomas 9

*Season High

†Metro Tournament

‡NCAA Tournament

GAME-BY-GAME TEAM STATISTICS

	FG-FGA	PCT.	FT-FTA	PCT.	REB	PF-DQ	PTS	AST	TO	BLK	STL
FSU	53 - 81	65.0%	17 - 27	63.0%	42	18 - 0	133	18	10	2	14
Central Florida	34 - 72	49.0%	11 - 16	68.0%	32	21 - 0	79	17	20	2	2
FSU	39 - 81	65.2%	15 - 23	65.2%	46	16 - 0	100	10	17	2	12
Florida International	33 - 62	53.2%	5 - 10	50.0%	32	20 - 1	75	8	19	0	11
FSU	38 - 78	48.7%	19 - 27	.704	46	20 - 1	104	14	17	7	7
Florida	34 - 72	47.2%	15 - 20	75.0%	41	24 - 0	86	18	16	5	3
FSU	39 - 67	58.2%	5 - 10	50.0%	32	14 - 0	91	14	12	4	7
Stetson	29 - 61	47.5%	9 - 11	81.8%	29	15 - 0	74	7	17	2	5
FSU	31 - 62	50.0%	19 - 24	79.2%	30	15 - 0	87	13	14	2	6
South Alabama	35 - 67	52.2%	7 - 12	58.3%	36	24 - 0	82	14	17	1	5
FSU	25 - 48	52.1%	25 - 29	86.2%	30	27 - 2	78	11	18	2	10
Penn State	25 - 57	43.9%	19 - 29	65.5%	36	26 - 3	71	13	17	1	11
FSU	46 - 72	63.9%	14 - 19	73.7%	36	23 - 0	113	21	9	5	8
South Florida	33 - 75	44.0%	10 - 23	43.5%	42	22 - 1	81	6	18	1	0
FSU	35 - 60	63.3%	19 - 30	63.3%	45	17 - 0	97	7	24	8	10
Central Florida	26 - 77	33.8%	9 - 19	47.4%	46	27 - 1	64	6	20	3	5
FSU	22 - 60	36.7%	17 - 26	65.0%	26	22 - 1	67	10	16	2	8
Villanova	23 - 46	50.0%	19 - 23	83.0%	39	27 - 1	68	10	19	4	7
FSU	43 - 70	61.4%	24 - 30	80.0%	43	14 - 0	113	12	17	5	12
Rider	28 - 74	37.8%	6 - 13	46.2%	37	27 - 0	67	11	25	0	7
FSU	43 - 73	58.9%	15 - 17	88.2%	39	14 - 0	104	16	16	1	11
Southern Mississippi	33 - 62	53.2%	6 - 9	66.7%	23	18 - 0	79	12	18	1	5
FSU	29 - 62	46.8%	20 - 29	69.0%	35	18 - 0	85	8	11	1	8
Jacksonville	27 - 61	44.3%	12 - 17	70.6%	42	23 - 1	70	13	18	4	2
FSU	39 - 73	53.4%	16 - 23	69.6%	35	16 - 0	101	14	8	5	12
Tennessee	33 - 69	47.8%	12 - 17	70.6%	40	21 - 2	90	6	19	3	7
FSU	34 - 71	47.9%	34 - 52	65.4%	44	22 - 2	112	20	17	2	8
Arkansas	42 - 80	52.5%	14 - 26	53.8%	47	32 - 3	105	17	22	4	8
FSU	24 - 48	50.0%	42 - 52	80.8%	29	17 - 0	95	8	8	1	11
Cincinnati	35 - 70	50.0%	8 - 14	57.1%	35	31 - 2	80	10	18	3	5
FSU	28 - 47	59.6%	10 - 13	76.9%	26	19 - 0	69	19	13	0	7
South Carolina	26 - 60	43.3%	14 - 20	70.0%	32	18 - 0	67	22	12	1	11
FSU	31 - 75	41.3%	32 - 38	84.2%	53	18 - 0	100	15	10	1	1
Virginia Tech	36 - 84	42.9%	16 - 20	80.0%	41	25 - 2	97	12	7	1	5
FSU	24 - 68	35.0%	29 - 38	76.0%	32	20 - 0	82	10	8	1	10
Memphis State	37 - 59	63.0%	21 - 28	75.0%	41	26 - 0	99	10	19	2	5
FSU	26 - 60	43.3%	10 - 12	83.3%	31	16 - 0	66	7	11	1	2
Cincinnati	27 - 57	47.4%	9 - 12	75.0%	28	14 - 0	65	13	10	0	4
FSU	29 - 63	46.0%	18 - 22	81.8%	40	18 - 0	81	10	14	2	7
Louisville	30 - 69	43.5%	13 - 16	81.3%	39	18 - 0	78	16	14	3	6
FSU	27 - 64	42.0%	28 - 39	72.0%	51	19 - 0	88	14	12	1	8
South Carolina	25 - 57	44.0%	17 - 27	63.0%	31	31 - 3	72	6	13	2	4
FSU	28 - 74	38.0%	17 - 27	63.0%	43	20 - 1	77	15	11	2	11
Louisville	33 - 71	47.0%	10 - 16	63.0%	47	25 - 1	78	18	16	6	7
FSU	29 - 63	46.0%	16 - 21	76.2%	35	19 - 0	78	13	18	2	7
Memphis State	36 - 63	57.1%	13 - 18	72.2%	32	21 - 0	89	18	13	3	9
FSU	28 - 45	62.2%	19 - 22	86.4%	22	25 - 2	77	13	22	2	4
New Orleans	32 - 54	59.3%	16 - 23	69.6%	24	18 - 0	83	24	11	0	6
FSU	38 - 76	50.0%	11 - 14	78.6%	39	20 - 1	100	25	17	2	6
LaSalle	36 - 66	54.5%	20 - 24	83.3%	33	16 - 0	101	20	15	4	7
FSU	44 - 80	55.0%	19 - 31	61.0%	53	15 - 0	117	21	16	2	8
Virginia Tech	39 - 83	47.0%	8 - 12	67.0%	34	26 - 1	97	10	17	1	12
FSU	33 - 64	51.6%	10 - 13	76.9%	30	17 - 0	81	9	16	4	12
Southern Mississippi	32 - 66	48.5%	9 - 18	50.0%	42	15 - 0	78	15	18	8	8
FSU	29 - 50	58.0%	19 - 23	82.6%	33	16 - 0	80	13	17	1	10
South Carolina	29 - 70	41.4%	3 - 5	60.0%	32	20 - 0	63	17	17	2	8
FSU	29 - 72	40.3%	15 - 27	55.6%	30	22 - 1	80	19	8	0	10
Louisville	33 - 55	60.0%	20 - 24	83.3%	45	24 - 1	87	20	23	4	4
FSU	36 - 73	49.3%	6 - 11	54.5%	40	17 - 2	83	16	15	1	4
Middle Tennessee	36 - 70	51.4%	16 - 19	84.2%	38	17 - 0	97	19	14	1	9

TEAM AND OPPONENT HIGHS AND LOWS

	FSU High	FSU Low	Opponent High	Opponent Low
Field Goals	53 vs. Central Florida (1)	22 vs. Villanova	42 - Arkansas	23 - Villanova
Field Goal Attempts	81 vs. FIU, UCF (1)	45 at New Orleans	84 - Virginia Tech (1)	46 - Villanova
Field Goal Percentage	65.2 vs. FIU	35.0 vs. Memphis State (1)	63.0 - Memphis State (1)	33.8 - Central Florida (2)
Free Throws Made	42 at Arkansas*	5 vs. Stetson	21 - Memphis State (1)	3 - South Carolina (3)
Free Throw Percentage	88.2 vs. Southern Miss (1)	50.0 vs. Stetson	84.2 - Middle Tennessee State	43.5 - South Florida
Rebounds	53 vs. Virginia Tech (2)	22 at New Orleans	47 - Arkansas, UL (2)	23 - Southern Miss
Fouls	27 at Penn State	14 on three occasions	32 - Arkansas	14 - Cincinnati (2)
Points	133 vs. Central Florida	67 vs. Villanova	105 - Arkansas	64 - Central Florida (2)
Assists	25 at LaSalle	7 vs. Central Florida (2)	22 - South Carolina (1)	6 - several opponents
Turnovers	24 vs. Central Florida (2)	8 vs. several teams	25 - Rider	7 - Virginia Tech (1)
Blocked Shots	8 vs. Central Florida (2)		8 - Southern Miss (2)	
Steals	14 vs. Central Florida (1)	11 - Penn State, FIU		

*New school record

**Civic Center record (not school record)

METRO CONFERENCE RESULTS

Date	Opponent	Score	Attendance	FSU High Points	FSU High Rebounds
1/07	Southern Mississippi	104 - 79	5,563	Mayes 29	Dawson 13
1/21	Cincinnati	95 - 80	7,714	McCloud 29	Hunter, Mitchell, Thomas . . . 6
1/26	@ South Carolina	69 - 67	12,576	Hunter 20	Hunter 8
1/28	@ Virginia Tech	100 - 97	9,971	McCloud 30	Dawson 14
2/01	Memphis State	82 - 99	8,679	Dawson 22	Hunter 10
2/04	@ Cincinnati	66 - 65	3,936	Thomas 20	Thomas 13
2/06	@ Louisville	81 - 78	19,345	Dawson 21	Thomas 17
2/08	South Carolina	88 - 72	7,912	Dawson 30	Dawson 12
2/16	Louisville (OT)	77 - 78	13,339	Dawson 21	Hunter 15
2/18	@ Memphis State	78 - 89	11,200	McCloud 21	Hunter 10
3/01	Virginia Tech	117 - 97	7,891	Dawson 30	*Hunter 21
3/04	@ Southern Mississippi	81 - 78	5,296	McCloud 29	Dawson, Thomas 7
3/11	† South Carolina	80 - 63	10,433	Mitchell 20	Dawson 10
3/12	† N Louisville	80 - 87	7,052	McCloud 22	Dawson, Hunter 5

*Season High

†Metro Tournament

METRO CONFERENCE STATISTICS

(Overall Record: 10 - 4; Home 4 - 2; Away 5 - 1; Neutral 1 - 1; Metro Conference 10 - 4)

Player	GP-GS	Min.-Avg.	FGM-FGA	FG Pct.	3-Point		FTM-FTA	FT Pct.	Rebounds			TO	PF-DQ	PTS-AVG	
					FGM-FGA	FG Pct.			TOT-AVG	AST	STL				BLK
McCloud	14 - 13	517 - 37	92 - 219	.420	50 - 130	.385	72 - 80	.900	53 - 3.8	61	20	2	39	34 - 0	306 - 21.9
Dawson	14 - 14	501 - 36	103 - 217	.475	9 - 41	.220	68 - 90	.756	116 - 8.3	10	15	3	35	44 - 0	283 - 20.2
Mayes	7 - 4	204 - 29	39 - 69	.565	6 - 22	.273	11 - 13	.846	21 - 3.0	17	14	1	14	15 - 0	95 - 13.6
Thomas	14 - 12	367 - 26	53 - 113	.469	0 - 1	.000	32 - 43	.744	82 - 5.9	8	14	3	22	44 - 0	138 - 9.9
Hunter	14 - 14	423 - 30	59 - 104	.567	0 - 1	.000	15 - 23	.652	123 - 8.8	13	15	5	11	39 - 0	133 - 9.5
Mitchell	14 - 12	414 - 30	50 - 99	.505	1 - 2	.500	47 - 73	.644	49 - 3.5	49	18	1	29	38 - 2	148 - 10.6
Boyd	10 - 1	173 - 17	13 - 33	.394	3 - 12	.250	23 - 27	.852	20 - 2.0	11	10	0	14	14 - 0	52 - 5.2
Polite	0 - 0	0 - 0	0 - 0	.000	0 - 0	.000	0 - 0	.000	0 - 0.0	0	0	0	0	0 - 0	0 - 0.0
Wells	4 - 0	6 - 2	0 - 2	.000	0 - 0	.000	0 - 0	.000	2 - 0.5	0	0	0	0	1 - 0	0 - 0.0
Johnson	14 - 0	74 - 5	3 - 19	.158	1 - 6	.167	8 - 9	.889	8 - 0.6	5	2	2	6	6 - 0	15 - 1.1
White	14 - 0	104 - 7	6 - 9	.667	0 - 0	.000	2 - 12	.167	17 - 1.2	10	6	2	7	11 - 0	14 - 1.0
Hands	10 - 0	34 - 3	4 - 12	.333	0 - 1	.000	2 - 2	1.000	4 - 0.4	1	1	0	4	4 - 0	10 - 1.0
Barnes	4 - 0	6 - 2	2 - 4	.500	0 - 0	.000	0 - 1	.000	0 - 0.0	0	0	0	1	0 - 0	4 - 1.0
Miles	2 - 0	2 - 1	0 - 1	.000	0 - 0	.000	0 - 0	.000	0 - 0.0	0	0	0	0	0 - 0	0 - 0.0
Florida State		2825	424 - 901	.471	70 - 216	.324	280 - 373	.751	525 - 37.5	185	115	19	182	250 - 2	1198 - 85.6
Opponents		2825	451 - 926	.487	60 - 167	.359	167 - 239	.699	502 - 35.9	199	93	37	215	312 - 10	1129 - 80.6

Team Rebounds: Metro Games (FSU - 30, OPP - 36)

Metro Games (FSU - 52, OPP - 38)

TEAM AND OPPONENT INDIVIDUAL HIGHS

Florida State	Opponents
Field Goals	12 – Simmons, LaSalle; Buck, Middle Tennessee State
Field Goal Attempts	23 – McCloud at Memphis State
Free Throws	12 – McCloud vs. Cincinnati
Free Throw Attempts	15 – McCloud vs. Cincinnati; Mitchell vs. Cincinnati
Points	36 – McCloud at LaSalle
Rebounds	21 – Hunter vs. Virginia Tech (2)**
Assists	10 – Mayes at LaSalle
Turnovers	9 – McCloud at Penn State
Blocked Shots	4 – Hunter vs. Florida
Steals	4 – Several Players

*New school record
 **Civic Center record (not school record)

BOX SCORES

FSU 133, Central Florida 79
 November 25, 1988
 Tallahassee, Florida

FSU Name	Total FG FGA	3-Point FG FGA	FT FA	REB	TP
Mayes	7 13	4 7	0 0	5	17
Hands	1 3	0 0	0 0	2	
Hunter	5 7	1 2	8 11		
Boyd	5 10	0 1	2 3	3	12
Dawson	12 14	1 1	3 3	5	26
McCloud	8 16	5 9	2 2	2	23
Thomas	4 5	2 2	6 10		
Polite	4 4	4 12	7 12		
White	4 4	0 0	3 7	11	
Miles	0 0	0 0	0 0	4	
Wells	2 3	0 0	0 0	4	
Barnes	1 2	0 0	0 0	2	
Totals	53 81	10 18	17 27	42	

CENTRAL FLA Name	Total FG FGA	3-Point FG FGA	FT FA	REB	TP
Crawford	5 13	0 0	0 5	10	
Davis	4 8	0 1	0 1	2	8
Blackwood	1 2	0 0	0 0	3	2
Leeks	6 8	0 0	2 3	12	
Morton	9 13	1 2	6 19		
Philey	2 5	0 3	0 0	1	4
Crockett	4 9	0 1	1 5	9	
Fogle	3 5	0 1	3 3	1	9
Green	0 3	0 1	0 1	2	0
Bestar	0 2	0 0	4 4	1	4
Blue	0 4	0 1	2 2	0	2
Totals	24 72	0 6	11 16	32	79

Halftime Score: FSU 62, Central Florida 33
 FG%: FSU 56.0%, Central Florida 49.0%
 3 PT FG%: FSU 56.0%, Central Florida 0.0%
 FT%: FSU 63%, Central Florida 68%

FSU 91, Stetson 74
 December 9, 1988
 Tallahassee, Florida

FSU Name	Total FG FGA	3-Point FG FGA	FT FA	REB	TP
Mayes	8 11	1 2	0 0	4	17
McCloud	7 14	2 4	2 3	4	18
Hunter	2 4	0 0	0 6	4	
Thomas	2 6	2 2	6 6		
Dawson	12 18	3 5	0 2	4	27
Hands	1 2	1 1	0 0	0	3
Boyd	1 4	0 2	0 0	2	2
Mitchell	2 4	0 0	0 4		
Polite	1 1	0 1	1 2		
White	2 2	1 2	5 5		
Johnson	1 1	1 1	0 0	0	3
Totals	39 67	8 15	5 10	32	91

STETSON Name	Total FG FGA	3-Point FG FGA	FT FA	REB	TP
Gahrke	11 18	6 11	1 2	4	29
Anderson	8 15	0 0	0 1	9	16
Kuhl	5 11	0 0	6 6	9	16
Cowan	0 2	0 0	2 0	0	2
Ireland	1 3	1 3	2 2	3	5
Coleman	3 7	0 1	1 0	0	1
Johnson	0 2	0 0	2 0	0	0
Jacobs	0 1	0 0	0 0	0	0
Cumbe	1 2	0 0	0 0	2	
Dumas	0 0	0 0	0 0	1	0
Totals	29 61	7 19	9 11	29	74

Halftime Score: FSU 35, Stetson 35
 FG%: FSU 58.2%, Stetson 47.5%
 3 PT FG%: FSU 53.3%, Stetson 36.8%
 FT%: FSU 50.0%, Stetson 81.8%

FSU 100, Florida International 75
 November 27, 1988
 Tallahassee, Florida

FSU Name	Total FG FGA	3-Point FG FGA	FT FA	REB	TP
Mayes	6 14	3 7	2 2	1	17
McCloud	6 15	3 9	2 3	3	17
Hunter	5 15	0 0	14 14	10	
Boyd	4 8	1 2	6 9		
Dawson	11 16	1 1	4 6	8	27
Hands	0 1	0 0	1 0		
Thomas	4 6	3 4	5 11		
Polite	3 5	2 4	6 6		
White	0 1	1 2	2 1		
Totals	39 81	7 17	15 23	45	100

FIU Name	Total FG FGA	3-Point FG FGA	FT FA	REB	TP
Rowe	4 6	1 2	0 0	3	9
Stewart	8 10	0 1	2 4	9	18
Reguera	4 9	2 2	1 2	5	11
Lofly	5 7	1 1	0 0	1	11
Armstrong	0 3	0 0	2 4	0	
Garcia	0 5	0 2	2 2	2	2
Lewis	9 14	0 0	0 4	18	
Lopez	0 0	0 0	0 0	0	0
Latimer	0 1	0 0	0 0	0	0
Payne	3 4	0 0	0 1	6	
Totals	33 62	4 8	5 10	32	75

Halftime Score: FSU 58, Florida International 42
 FG%: FSU 48.1%, Florida International 53.2%
 3 PT FG%: FSU 41.2%, Florida International 50.0%
 FT%: FSU 65.2%, Florida International 50.0%

FSU 87, South Alabama 82
 December 14, 1988
 Tallahassee, Florida

FSU Name	Total FG FGA	3-Point FG FGA	FT FA	REB	TP
Mayes	4 13	0 4	2 3	2	10
McCloud	9 15	5 7	7 7	2	30
Hunter	1 2	0 1	5 2		
Thomas	2 3	2 3	2 6		
Dawson	9 17	1 4	6 7	9	25
Boyd	0 1	0 0	2 2	0	
Mitchell	4 8	2 3	2 10		
Polite	1 1	0 0	2 2		
White	0 0	0 0	0 2	0	
Johnson	1 2	0 1	0 0	0	2
Totals	31 62	6 16	19 24	30	87

USA Name	Total FG FGA	3-Point FG FGA	FT FA	REB	TP
Lewis	9 15	1 4	1 4	5	20
Hooze	9 17	2 4	1 2	3	21
Smith	1 2	1 2	2 3		
Jimmerson	6 11	0 2	2 2	8	14
Estaba	6 11	0 2	2 2	10	14
Darden	1 3	0 0	0 0	1	2
Phodes	0 0	0 0	0 0	0	0
Neal	1 1	0 0	0 0	2	
Nelson	0 2	0 0	0 0	2	0
Herring	0 0	0 0	0 0	0	0
Turner	2 5	2 3		2	6
Totals	35 67	5 13	7 12	36	82

Halftime Score: FSU 40, South Alabama 36
 FG%: FSU 50%, South Alabama 52.2%
 3 PT FG%: FSU 37.5%, South Alabama 38.5%
 FT%: FSU 79.2%, South Alabama 58.3%

FSU 104, Florida 86
 December 3, 1988
 Tallahassee, Florida

FSU Name	Total FG FGA	3-Point FG FGA	FT FA	REB	TP
Mayes	6 9	1 4	2 3	3	15
McCloud	8 13	6 11	9 10	6	31
Hunter	4 9	0 0	13 13		
Thomas	6 10	1 3	10 13		
Dawson	9 22	1 4	2 4	5	21
Hands	0 0	0 0	0 0	0	
Boyd	0 1	2 2	0 2		
Polite	2 9	0 0	5 4		
White	0 0	0 1	2 0		
Johnson	1 2	1 2	0 0	0	3
Mitchell	2 3	3 4	0 7		
Totals	38 78	9 21	19 47	16	104

FLORIDA Name	Total FG FGA	3-Point FG FGA	FT FA	REB	TP
Ramos	1 5	0 1	1 2	1	3
Len	7 15	2 4	1 1	9	17
Schintzius	10 14	0 2	2 2	12	22
Chadman	4 12	0 1	3 5	3	11
Davis	10 13	2 3	7 22		
Hogan	0 1	0 1	0 0	0	1
Garcia	1 6	1 4	6 7	4	9
Kerr	1 3	0 0	0 1	2	
McKinnon	0 3	0 1	0 0	1	0
Turner	0 0	0 0	0 0	0	0
Totals	34 72	3 12	15 20	41	65

Halftime Score: FSU 56, Florida 44
 FG%: FSU 48.7%, Florida 47.2%
 3 PT FG%: FSU 42.9%, Florida 25.0%
 FT%: FSU 70.4%, Florida 75.0%

FSU 78, Penn State 71
 December 17, 1988
 University Park, Pennsylvania

FSU Name	Total FG FGA	3-Point FG FGA	FT FA	REB	TP
Dawson	12 15	1 2	4 5	4	29
Thomas	1 2	0 0	2 2	8	4
Hunter	3 3	0 0	0 1	6	
McCloud	5 15	1 8	10 11	3	21
Mayes	3 8	0 1	3 5	3	9
Hands	0 0	0 0	0 0	0	0
Mitchell	0 1	0 0	4 4	2	4
Johnson	0 0	0 0	0 0	0	0
Boyd	1 3	1 1	2 2	1	5
White	0 0	0 0	0 2	0	0
Polite	0 1	0 0	0 0	2	0
Totals	25 48	3 12	25 29	30	78

PENN STATE Name	Total FG FGA	3-Point FG FGA	FT FA	REB	TP
Blake	5 8	0 1	3 6	9	13
Barnes	5 7	0 0	4 4	3	14
Fogel	7 16	0 0	6 7	13	20
Appleman	0 6	0 3	2 2	1	2
Allen	4 9	1 5	1 3	3	10
Brown	2 4	1 1	0 0	1	5
Ricks	0 2	0 0	2 0	0	0
Barnes	0 2	0 1	2 4	2	2
DeGitz	2 3	0 0	1 3	2	5
Totals	25 57	2 13	19 29	36	71

Halftime Score: FSU 41, Penn State 34
 FG%: FSU 52.1%, Penn State 43.9%
 3 PT FG%: FSU 25.0%, Penn State 15.4%
 FT%: FSU 86.2%, Penn State 65.5%

BOX SCORES

FSU 113, South Florida 81 December 20, 1988 Tallahassee, Florida

FSU Name	Total FG FGA	3-Point FG FGA	FT FA	REB	TP
Mayes	7 11	1 4		1	15
McCloud	8 12	3 3	1 2	3	20
Hunter	4 7			4	8
Thomas	6 9		6 7	12	16
Dawson	11 16	2 4	4 4	2	23
Hands	0 3			0	0
Boyd	4 5			2	8
Mitchell	1 2		3 4	1	5
White	3 4	1 1	0 1	1	7
Miles				0	0
Wells	2 3	0 1	0 1	6	4
Johnson				0	0
Barnes				1	0
Totals	46 72	7 13	14 19	36	113

Halftime Score: FSU 53, South Florida 37
 FG%: FSU 63.9%, South Florida 44.0%
 3 PT FG%: FSU 53.8%, South Florida 33.5%
 FT%: FSU 73.7%, South Florida 43.5%

USF Name	Total FG FGA	3-Point FG FGA	FT FA	REB	TP
Crenshaw	4 16	1 3	0 0	3	9
Williams	3 7		0 1	3	6
Straubhaar	3 5		0 3	3	6
Alexander	6 9		1 2	7	13
Dobras	5 11	4 8	1 2	2	15
Armstrong	1 5		3 4	1	5
Bolden	0 1			2	0
Russell	0 5			1	0
Shahid	10 12		5 11	17	25
Riley	1 4	0 2		1	2
Totals	33 75	5 13	10 23	42	81

FSU 104, Southern Miss 79 January 7, 1989 Tallahassee, Florida

FSU Name	Total FG FGA	3-Point FG FGA	FT FA	REB	TP
McCloud	7 18	2 8	4 4	5	20
Mayes	13 14	1 1	2 2	6	29
Hunter	5 6		1 1	7	11
Thomas	3 6		2 3	2	8
Dawson	9 19	0 1	2 3	13	20
Boyd	2 3		2 3	2	6
Mitchell	0 0		0 0	1	0
Hands	0 0		0 0	1	0
White	2 2		0 0	1	4
Johnson	0 0		2 2	0	2
Wells	0 1		0 0	0	0
Miles	0 0		0 0	0	0
Barnes	2 2		0 0	0	4
Totals	43 73	3 10	15 17	39	104

Halftime Score: FSU 52, Southern Miss 43
 FG%: FSU 59.9%, Southern Miss 53.2%
 3 PT FG%: FSU 30.0%, Southern Miss 53.3%
 FT%: FSU 88.2%, Southern Miss 66.7%

SMU Name	Total FG FGA	3-Point FG FGA	FT FA	REB	TP
Pettus	6 10		3 5	0	5 15
Smith	8 16		4 7	0	0 4 20
Chancellor	10 15		0 0	0	3 20
Brown	2 3		0 0	2	4
Witherspoon	4 8		2 2	3	10
Crowell	0 3		0 0	1	0
Bates	0 0		0 0	0	0
Hannan	0 0		0 0	0	0
Jones	0 0		0 0	0	0
Brown	0 0		0 0	0	0
Hinton	2 5		4 4	4	8
Boyd	1 2		0 1	1	2
Totals	33 62	7 12	6 9	23	79

FSU 97, Central Florida 64 December 28, 1988 Orlando, Florida

FSU Name	Total FG FGA	3-Point FG FGA	FT FA	REB	TP
Dawson	8 14	1 3	3 4	7	20
Thomas	2 3		6 6	4	10
Hunter	3 4		0 2	8	6
McCloud	6 11	3 5	4 4	5	19
Mayes	3 10	2 6	0 1	3	8
Hands	2 3	0 1	0 1	2	4
Mitchell	6 7		3 5	1	15
Miles			1 2	1	1
Boyd	3 5	2 4		4	8
White	2 3		2 5	1	6
Wells				1	0
Totals	35 60	8 19	19 30	45	97

Halftime Score: FSU 46, Central Florida 30
 FG%: FSU 58.3%, Central Florida 33.6%
 3 PT FG%: FSU 42.1%, Central Florida 37.5%
 FT%: FSU 63.6%, Central Florida 47.4%

UCF Name	Total FG FGA	3-Point FG FGA	FT FA	REB	TP
Crockin	1 6		0 0	1	2
Morton	7 12		1 1	5	15
Leeks	7 15		2 3	10	16
Blue	1 6		0 0	0	2
Bester	3 7	1 1	0 0	7	7
Crawford	0 0		0 0	0	0
Pinkney	0 8	0 4	1 3	3	1
Davis	0 2		2 2	2	2
Fogle	4 11		2 5	4	10
Blackwood	3 10	2 3	1 5	5	9
Green	0 0		0 0	0	0
Totals	26 77	3 8	9 19	46	64

FSU 85, Jacksonville 70 January 11, 1989 Jacksonville, Florida

FSU Name	Total FG FGA	3-Point FG FGA	FT FA	REB	TP
Dawson	2 9	1 2	2 2	4	7
Hunter	4 5		0 1	9	8
Mitchell	4 8		2 2	6	10
McCloud	10 20	6 8	9 9	3	35
Mayes	2 5		2 2	2	6
Thomas	5 8		3 6	5	13
Boyd	1 5		2 4	4	4
Johnson	1 2	0 1		1	2
Hands				0	0
Totals	29 62	7 11	20 29	35	65

Halftime Score: FSU 37, Jacksonville 23
 FG%: FSU 46.8%, Jacksonville 44.3%
 3 PT FG%: FSU 63.6%, Jacksonville 22.2%
 FT%: FSU 69.0%, Jacksonville 70.6%

JU Name	Total FG FGA	3-Point FG FGA	FT FA	REB	TP
Brown	6 15	1 6	1 2	3	14
Law	4 8		2 2	12	10
Gilbert	1 3			6	2
Laguette	1 5	0 4		2	2
Taylor	5 13	0 3	5 7	9	15
Boyerkin	2 4	2 3		1	6
Byrd	4 5		2 2	5	10
Socum				1	0
Aldrich	3 5		0 2	2	6
Simmons	1 3	1 2	2 2	1	5
Totals	27 61	4 16	12 17	42	70

FSU 67, Villanova 68 December 22, 1988 Orlando, Florida

FSU Name	Total FG FGA	3-Point FG FGA	FT FA	REB	TP
Mitchell	1 3	0 0	3 4	1	5
Johnson	4 8	3 6	2 2	2	13
Boyd	0 1	0 0	0 2	0	0
McCloud	5 16	3 11	2 4	0	15
Mayes	7 9	0 3	1 1	2	5
Dawson	5 13	0 2	3 5	3	13
Thomas	2 4	0 0	2 2	2	6
White	0 0	0 0	0 0	1	0
Hunter	3 7	0 0	4 6	12	10
Totals	22 60	6 22	17 26	26	67

Halftime Score: FSU 28, Villanova 33
 FG%: FSU 36.7%, Villanova 50.0%
 3 PT FG%: FSU 27.3%, Villanova 33.0%
 FT%: FSU 65.0%, Villanova 83.0%

VILLANOVA Name	Total FG FGA	3-Point FG FGA	FT FA	REB	TP
Wilson	5 12	3 4	4 4	6	17
Walker	0 1	0 0	4 5	1	4
Massey	1 1	0 0	3 3	4	5
Woodward				0	9
Dowdell	2 5	0 0	3 4	7	7
Gries	7 12	0 0	0 1	2	14
Bekkedam	1 1	0 0	0 0	2	2
Taylor	2 3	0 0	0 0	3	4
West	5 20	0 5	5 6	7	15
Totals	23 46	3 9	19 23	39	68

FSU 101, Tennessee 90 January 15, 1989 Tallahassee, Florida

FSU Name	Total FG FGA	3-Point FG FGA	FT FA	REB	TP
McCloud	9 18	4 8	7 8	5	29
Mayes	6 11	1 3	3 3	14	14
Hunter	3 7		2 2	6	8
Thomas	8 12		0 1	8	16
Dawson	11 19	2 4	6 7	10	30
Boyd			0 1	0	0
Mitchell	2 5		0 1	2	4
White				0	0
Johnson	0 1	0 1		1	2
Totals	39 73	7 16	16 23	35	101

Halftime Score: FSU 51, Tennessee 38
 FG%: FSU 53.4%, Tennessee 47.6%
 3 PT FG%: FSU 43.8%, Tennessee 40.0%
 FT%: FSU 69.6%, Tennessee 70.6%

TENNESSEE Name	Total FG FGA	3-Point FG FGA	FT FA	REB	TP
Nix	5 12	3 7	3 4	6	16
Griffin	1 2	1 2		0	3
Roth	1 3	0 2		8	2
Henry	1 4	0 2		1	2
Swearingen	6 11	0 1	3 5	2	15
Taylor	3 6	3 6	2 2	3	11
Lockhart	7 11		2 2	8	16
Clark	2 5		1 3	5	5
Ball	7 15	5 10	1 1	3	20
Price				1	0
Totals	33 69	12 30	12 17	40	90

FSU 113, Rider 67 January 4, 1988 Tallahassee, Florida

FSU Name	Total FG FGA	3-Point FG FGA	FT FA	REB	TP
McCloud	4 9	2 5	9 10	1	19
Mayes	9 11	1 2	0 0	10	19
Hunter	7 9		0 0	10	14
Thomas	1 5		5 6	7	7
Dawson	6 10	0 1	1 2	3	13
Hands	3 6		1 2	2	7
Boyd	4 6		2 2	3	10
Mitchell	1 2		1 3	3	3
White	1 2		0 0	1	2
Johnson	1 1		2 2	4	4
Wells	5 6		2 2	5	12
Miles	0 1		0 0	1	0
Barnes	1 2		1 1	2	3
Totals	43 70	3 8	24 30	43	113

Halftime Score: FSU 49, Rider 25
 FG%: FSU 61.4%, Rider 37.8%
 3 PT FG%: FSU 37.5%, Rider 35.7%
 FT%: FSU 80.0%, Rider 46.2%

RIDER Name	Total FG FGA	3-Point FG FGA	FT FA	REB	TP
Edwards	3 6	0 1	0 0	2	6
Kessiman	2 5	1 2	0 0	2	5
Biyaik	7 15	0 2	0 1	6	14
Culmer	1 3		1 4	3	13
Cleveland	3 9		0 0	2	6
Grim	0 1		1 2	2	1
Carothers	1 6		0 0	0	1 2
Zaleski	5 11	2 6	1 2	4	13
O'Connell	0 3		0 0	0	0
Huck	0 4		0 0	6	0
Alor	4 6	2 3	2 2	0	12
Wyskowski	2 5		1 2	4	5
Totals	28 74	5 14	6 13	37	67

FSU 112, Arkansas 105 January 18, 1989 Little Rock, Arkansas

FSU Name	Total FG FGA	3-Point FG FGA	FT FA	REB	TP
Dawson	8 17	2 6	3 6	8	21
Thomas	6 10	0 0	6 11	12	18
Hunter	5 9	0 0	4 5	11	14
McCloud	7 18	6 11	8 12	3	28
Mayes	2 2	1 1	2 2	0	7
Boyd	3 7	3 3	1 3	5	8
Mitchell	1 3	0 0	5 7	2	7
Johnson	1 2	0 1	3 4	2	5
Hands	1 3	0 0	2 2	0	4
Totals	34 17	10 22	34 52	44	112

Halftime Score: FSU 51, Arkansas 52
 FG%: FSU 47.9%, Arkansas 52.5%
 3 PT FG%: FSU 45.5%, Arkansas 50.0%
 FT%: FSU 65.4%, Arkansas 53.8%

ARKANSAS Name	Total FG FGA	3-Point FG FGA	FT FA	REB	TP
Howell	6 14	0 0	4 6	13	16
Marks	4 8	0 0	2 4	11	10
Miller	6 8	0 0	1 2	6	13
Mayberry	8 12	2 4	2 4	4	20
Wilson	7 15	0 0	3 5	4	16
Croft	2 5	0 0	0 0	0	3 4
Bowers	3 7	2 2	0 0	1	8
Day	6 11	3 5	3 5	4	18
Whitby	0 0	0 0	0 0	0	0 0
Totals	42 80	7 14	14 26	47	

BOX SCORES

FSU 95, Cincinnati 80 January 21, 1989 Tallahassee, Florida

FSU Name	Total		3-Point		FT	FA	REB	TP
	FG	FGA	FG	FGA				
McCloud	6	10	5	7	12	15	2	29
Mitchell	3	5			11	15	6	17
Hunter	1	3					6	2
Thomas	7	12			7	8	6	21
Dawson	4	12	0	2	6	6	4	14
Boyd	3	6	0	2	4	4	3	10
Hands	0	0	0	0	0	0	0	0
White	0	0	0	0	0	0	0	0
Johnson	0	0	0	0	2	2	0	2
Totals	24	48	5	11	42	52	29	95

Halftime Score: FSU 43, Cincinnati 43
 FG%: FSU 50.0%, Cincinnati 50.0%
 3 PT FG%: FSU 45.5%, Cincinnati 28.6%
 FT%: FSU 80.8%, Cincinnati 57.1%

FSU 69, South Carolina 67 January 26, 1989 Columbia, South Carolina

FSU Name	Total		3-Point		FT	FA	REB	TP
	FG	FGA	FG	FGA				
Dawson	5	8			2	4	6	12
Thomas	2	5			2	2	1	6
Hunter	10	13					8	20
Mitchell	3	4			4	4	4	10
McCloud	6	13	3	9	2	2	4	17
White	0	3					1	4
Boyd	2	2					1	4
Johnson	0	1			0	1	0	0
Hands	0	1					0	0
Totals	28	47	3	9	10	13	26	69

Halftime Score: FSU 30, South Carolina 32
 FG%: FSU 59.6%, South Carolina 43.3%
 3 PT FG%: FSU 33.3%, South Carolina 20.0%
 FT%: FSU 76.9%, South Carolina 70.0%

FSU 100, Virginia Tech 97 January 28, 1989 Blacksburg, Virginia

FSU Name	Total		3-Point		FT	FA	REB	TP
	FG	FGA	FG	FGA				
Dawson	6	18	0	3	10	11	14	22
Iving	5	9	0	0	8	9	11	18
Hunter	5	8	0	0	2	2	11	12
McCloud	9	17	5	10	7	8	3	30
Mitchell	4	11	1	1	4	6	6	13
Boyd	1	5	0	1	1	2	2	3
Johnson	0	3	0	0	2	0	3	0
White	1	1	0	0	0	0	0	2
Hands	0	3	0	1	0	0	1	0
Totals	31	75	6	18	32	38	53	100

Halftime Score: FSU 48, Virginia Tech 50
 FG%: FSU 41.3%, Virginia Tech 42.9%
 3 PT FG%: FSU 33.3%, Virginia Tech 31.0%
 FT%: FSU 84.2%, Virginia Tech 80.0%

FSU 82, Memphis State 99 February 1, 1989 Tallahassee, Florida

FSU Name	Total		3-Point		FT	FA	REB	TP
	FG	FGA	FG	FGA				
McCloud	4	20	3	13	7	7	2	18
Mitchell	6	8			4	7	2	16
Hunter	3	4			2	2	10	8
Thomas	2	6			4	4	3	8
Dawson	5	21	2	8	2	4	8	22
Boyd	0	6	0	3	9	10	2	9
Hands	0	0	0	0				0
White	1	1			1	4	3	1
Johnson	0	3	0	1			0	0
Totals	24	68	5	25	29	38	32	82

Halftime Score: FSU 39, Memphis State 50
 FG%: FSU 35.0%, Memphis State 63.0%
 3 PT FG%: FSU 20.0%, Memphis State 50.0%
 FT%: FSU 76.0%, Memphis State 75.0%

FSU 66, Cincinnati 65 February 2, 1989 Cincinnati, Ohio

FSU Name	Total		3-Point		FT	FA	REB	TP
	FG	FGA	FG	FGA				
Dawson	6	16	0	2	3	4	6	15
Thomas	8	12	0	0	4	4	13	20
Hunter	2	4	0	0	1	2	6	5
Mitchell	2	5	0	0	0	0	1	4
Boyd	3	6	2	4	0	0	2	8
Hands	1	3	0	0	0	0	0	2
McCloud	4	11	2	4	2	2	1	12
White	0	2	0	0	0	0	1	0
Johnson	0	1	0	0	0	0	0	0
Totals	26	60	4	10	10	12	31	66

Halftime Score: FSU 25, Cincinnati 25
 FG%: FSU 43.3%, Cincinnati 47.4%
 3 PT FG%: FSU 40.0%, Cincinnati 40.0%
 FT%: FSU 83.3%, Cincinnati 75.0%

FSU 81, Louisville 78 February 6, 1989 Louisville, Kentucky

FSU Name	Total		3-Point		FT	FA	REB	TP
	FG	FGA	FG	FGA				
Dawson	8	18	1	5	4	4	9	21
Thomas	8	15	0	0	2	2	17	18
Hunter	2	6	0	0	1	1	4	5
Mitchell	3	6	0	0	5	8	5	11
McCloud	5	15	4	11	6	6	1	20
Boyd	0	0	0	0	0	0	1	0
White	1	1	0	0	1	1	2	2
Hands	2	2	0	0	0	0	1	4
Johnson	0	0	0	0	0	0	0	0
Totals	29	63	5	16	16	22	40	81

Halftime Score: FSU 31, Louisville 24
 FG%: FSU 45.0%, Louisville 43.5%
 3 PT FG%: FSU 31.3%, Louisville 31.3%
 FT%: FSU 81.8%, Louisville 81.3%

FSU 88, South Carolina 72 February 8, 1989 Tallahassee, Florida

FSU Name	Total		3-Point		FT	FA	REB	TP
	FG	FGA	FG	FGA				
Mitchell	4	11			4	6	8	12
McCloud	7	13	5	10	9	11	3	28
Hunter	3	8			2	4	9	8
Thomas	1	6			1	1	7	2
Dawson	10	19	1	4	9	11	12	30
Boyd	0	1					3	0
Hands	1	2			2	2	1	4
White	1	1			0	2	4	2
Johnson	0	2			2	2	0	2
Barnes	0	1					0	0
Totals	27	64	6	14	28	39	51	88

Halftime Score: FSU 37, South Carolina 37
 FG%: FSU 42.0%, South Carolina 44.0%
 3 PT FG%: FSU 43.0%, South Carolina 46.0%
 FT%: FSU 72.0%, South Carolina 63.0%

FSU 77, Louisville 78 February 16, 1989 Tallahassee, Florida

FSU Name	Total		3-Point		FT	FA	REB	TP
	FG	FGA	FG	FGA				
Mitchell	0	4			1	5	5	1
McCloud	6	22	2	14	4	4	5	18
Hunter	8	11			3	3	15	19
Thomas	4	8			1	4	3	9
Dawson	8	22	1	5	4	7	10	21
Boyd	2	3	1	2	4	4	2	9
Hands	0	0						0
White	0	0						0
Johnson	0	1						0
Mayes	0	3	0	2			1	0
Totals	28	74	4	23	17	27	43	77

Halftime Score: FSU 30, Louisville 34
 FG%: FSU 38.0%, Louisville 47.0%
 3 PT FG%: FSU 17.0%, Louisville 22.0%
 FT%: FSU 63.0%, Louisville 63.0%

UC Name	Total		3-Point		FT	FA	REB	TP	
	FG	FGA	FG	FGA					
Banks	6	13	0	0	2	2	2	5	14
Starks	2	6	0	0	0	0	4	4	4
Glover	6	8	0	0	5	6	8	17	
Givens	5	10	0	0	0	0	5	10	
Tate	7	16	1	3	2	4	3	17	
Flynn	0	2	0	0	0	0	0	0	
Carstarphen	1	2	1	2	0	0	1	3	
Totals	27	57	2	5	9	12	28	65	

LOUISVILLE Name	Total		3-Point		FT	FA	REB	TP
	FG	FGA	FG	FGA				
Payne	4	8	2	6	0	1	5	10
Kimbro	5	12	1	4	0	1	7	11
Spencer	3	7	0	0	6	7	5	12
Williams	2	7	1	2	0	0	5	5
Smith	5	10	0	2	2	2	3	12
Ellison	7	15	0	0	5	5	6	19
Sullivan	2	6	1	2	0	0	4	5
Holden	0	0	0	0	0	0	1	0
Brewer	2	4	0	0	0	0	1	4
Totals	30	69	5	16	13	16	39	78

USC Name	Total		3-Point		FT	FA	REB	TP
	FG	FGA	FG	FGA				
Price	4	11	3	5	4	4	0	15
Dozier	2	7	0	1	1	4	0	5
Hudson	6	9			7	10	5	19
Rhett	3	6	1	1	1	2	9	8
Manning	7	14	1	3	3	4	9	18
English	0	3	0	1	0	1	1	0
Vermau	0	3					1	0
Roulston	2	3			0	1	2	4
McKoy	0	2					0	0
Glover	1	2			1	1	3	3
Totals	25	57	5	11	17	27	31	69

LOUISVILLE Name	Total		3-Point		FT	FA	REB	TP
	FG	FGA	FG	FGA				
Smith	0	3			2	4	3	2
Williams	5	9	0	1			2	10
Ellison	7	16	0	2	2	3	8	16
Kimbro	3	10	0	2	1	3	7	7
Payne	11	18	0	2	2	3	12	24
Spencer	1	1					3	2
Brewer	0	0					1	0
Holden	0	1					1	0
Sullivan	6	13	2	4	3	3	4	17
Totals	33	71	2	9	10	16	47	78

BOX SCORES

FSU 78, Memphis State 89
February 18, 1989
Memphis, Tennessee

FSU Name	Total FG FGA	3-Point FG FGA	FT FA	REB TP	MSU Name	Total FG FGA	3-Point FG FGA	FT FA	REB TP
Dawson	5 9		9 11	8 19	Douglas	9 15		0 1	9 18
Thomas	2 5		0 0	2 4	Smith	9 13		4 6	4 22
Hunter	6 10		1 1	10 13	Ballard	0 3		0 0	5 0
McCloud	9 23	2 8	1 1	5 21	Perry	8 12	2 3	6 6	3 24
Mitchell	2 4		1 2	1 5	Gibson	6 12	1 4	3 4	3 16
Boyd	0 1		3 4	2 3	Mundt	2 4		0 0	4 4
Mayes	5 11	2 5	0 0	2 12	McLaughlin	1 3	1 1	0 1	2 3
White	0 0		1 2	3 1	Madlock	1 1		0 0	2 2
Johnson	0 0		0 0	0 0					
Totals	29 63	4 13	16 21	35 78	Totals	35 63	4 8	14 18	32 89

Halftime Score: FSU 35, Memphis State 44
FG%: FSU 46.0%, Memphis State 57.1%
3 PT FG%: FSU 30.8%, Memphis State 50.0%
FT%: FSU 76.2%, Memphis State 72.2%

FSU 77, New Orleans 83
February 21, 1989
New Orleans, Louisiana

FSU Name	Total FG FGA	3-Point FG FGA	FT FA	REB TP	UNO Name	Total FG FGA	3-Point FG FGA	FT FA	REB TP
Dawson	5 8		4 6	6 14	Richardson	6 9		7 8	4 19
Thomas	2 4		2 3	7 6	Harris	9 16	0 1	4 4	7 22
Hunter	4 5		0 0	3 8	Moore	8 11		3 5	9 19
Mitchell	6 7		5 5	0 17	Hokett	6 12	3 4	0 0	1 16
McCloud	8 14	2 5	6 6	4 24	Thornton	1 1		2 6	1 4
Hands	0 0		0 0	0 0	Bennett	2 5	0 1	0 0	0 4
Johnson	0 0		0 0	0 0	Curvey	0 0		0 0	2 0
Boyd	0 2		2 2	0 2					
Mayes	3 5		0 0	1 6					
White	0 0		0 0	0 0					
Totals	28 45	2 5	19 22	22 77	Totals	32 54	3 6	16 23	44 83

Halftime Score: FSU 34, New Orleans 38
FG%: FSU 62.2%, New Orleans 59.3%
3 PT FG%: FSU 40.0%, New Orleans 50.0%
FT%: FSU 86.4%, New Orleans 69.6%

FSU 100, LaSalle 101
February 23, 1989
Philadelphia, Pennsylvania

FSU Name	Total FG FGA	3-Point FG FGA	FT FA	REB TP	Name	Total FG FGA	3-Point FG FGA	FT FA	REB TP
Dawson	8 17	0 2	4 6	4 20	Simmons	12 21	2 2	10 12	10 36
Thomas	4 6		1 1	7 9	Conlin	1 2		2 2	4 4
Hunter	3 6		0 0	6 6	Lieverst	4 5		3 4	8 11
McCloud	11 22	10 17	4 4	7 36	Overton	8 14	1 3	0 0	3 17
Mayes	10 17	2 7	3 4	24	Hurd	6 9	4 6	3 4	4 19
Mitchell	0 4		0 0	2 0	Johnson	5 15	2 6	2 2	2 14
Boyd	2 4	1 2	0 0	3 5	Shelton	0 0		0 0	0 0
Johnson	0 0		0 0	0 0					
White	0 0		0 0	0 0					
Totals	38 76	13 28	11 14	39 100	Totals	36 66	9 17	20 24	33 101

Halftime Score: FSU 33, LaSalle 50
FG%: FSU 50.0%, LaSalle 54.3%
3 PT FG%: FSU 48.4%, LaSalle 52.9%
FT%: FSU 78.6%, LaSalle 83.3%

FSU 117, Virginia Tech 97
March 1, 1989
Tallahassee, Florida

FSU Name	Total FG FGA	3-Point FG FGA	FT FA	REB TP	VT Name	Total FG FGA	3-Point FG FGA	FT FA	REB TP
McCloud	9 15	6 9	2 2	7 26	Lancaster	5 16	3 10	0 1	2 13
Mitchell	6 12	0 1	4 6	4 16	Coles	9 17	5 9	1 2	1 24
Hunter	9 15	0 1	2 4	21 20	Herbster	3 9			9 6
Dawson	12 15	2 2	4 7	4 30	Moses	3 5			3 6
Thomas	0 4	0 1		3 0	Rivers	4 6			9 6
Mayes	5 10	1 3	7 9	3 18	Nottingham	2 7	0 3	5 6	2 9
White	1 2		0 3	4 2	Davis	2 4	0 2	0 1	2 4
Johnson	2 4	1 1		3 5	Caesar	5 8	3 6		0 13
Wells	0 1			2 0	Miles	0 0			0 0
Mies	0 1				Holland	2 4			1 4
Barnes	0 1				Cannon	0 1			0 0
					Sander	4 6		2 2	3 10
Totals	44 80	10 18	19 31	53 117	Totals	39 83	11 30	8 12	34 97

Halftime Score: FSU 49, Virginia Tech 45
FG%: FSU 55.0%, Virginia Tech 47.0%
3 PT FG%: FSU 56.0%, Virginia Tech 37.0%
FT%: FSU 61.0%, Virginia Tech 67.0%

FSU 81, Southern Miss 78
March 4, 1989
Hattiesburg, Mississippi

FSU Name	Total FG FGA	3-Point FG FGA	FT FA	REB TP	SMU Name	Total FG FGA	3-Point FG FGA	FT FA	REB TP
McCloud	10 19	3 8	6 6	5 29	Fetus	1 3	1 3		1 3
Mayes	5 12	1 4		2 11	Chancellor	6 16	2 6	1 3	2 15
Dawson	9 14	1 2	3 3	7 22	Brown	5 10		1 4	7 11
Thomas	2 5		0 2	7 4	Hinton	8 15			10 16
Hunter	1 4			4 2	Weatherspoon	5 12	1 5	9 15	15 15
Mitchell	6 10		1 2	2 13	Boyd	1 1			2 2
					Smith	2 5	2 3		3 6
					Crowell	4 4		2 2	2 10
Totals	33 64	5 14	10 13	30 81	Totals	32 66	5 13	9 18	42 78

Halftime Score: FSU 40, Southern Miss 40
FG%: FSU 51.6%, Southern Miss 48.5%
3 PT FG%: FSU 35.7%, Southern Miss 38.5%
FT%: FSU 76.9%, Southern Miss 50.0%

FSU 80, South Carolina 63
March 11, 1989
Columbia, South Carolina

FSU Name	Total FG FGA	3-Point FG FGA	FT FA	REB TP	S CAROLINA Name	Total FG FGA	3-Point FG FGA	FT FA	REB TP
Mitchell	8 10		4 4	1 20	Dober	4 10	0 1	1 1	3 9
Dawson	5 10	0 1	7 7	10 17	Hudson	5 12			7 10
Hunter	2 6		0 1	7 4	Bookerbridge	0 1			0 0
McCloud	4 8	3 7	5 5	7 16	Price	5 13	2 7		0 12
Mayes	7 9	0 2	2 2	4 16	Manning	6 13		0 2	5 12
Thomas	2 4		1 3	3 5	Rhett	7 9			9 14
Johnson	1 2	0 1		0 2	English	0 3			0 0
Hands	0 1			0 0	Rouleston	1 2			1 2
Barnes	0 0		0 1	0 0	Vernau	0 4	0 1	2 2	2 2
White	0 0			0 0	McKoy	0 1			0 0
Wells	0 0			0 0	Glover	0 1			2 0
					Sykes	1 1			0 2
Totals	29 50	3 11	19 23	33 80	Totals	29 70	2 9	3 5	32 63

Halftime Score: FSU 40, South Carolina 31
FG%: FSU 58.0%, South Carolina 41.4%
3 PT FG%: FSU 27.3%, South Carolina 22.2%
FT%: FSU 82.6%, South Carolina 60.0%

FSU 80, Louisville 87
March 12, 1989
Columbia, South Carolina

FSU Name	Total FG FGA	3-Point FG FGA	FT FA	REB TP	LOUISVILLE Name	Total FG FGA	3-Point FG FGA	FT FA	REB TP
Mitchell	3 9		4 8	3 10	Payne	3 8	1 3	2 2	7 9
Dawson	7 16	1 6	3 6	5 18	Kimbro	2 4			5 4
Hunter	2 6		0 2	5 4	Ellison	9 12			4 2 7 22
McCloud	6 15	5 12	5 7	3 22	Williams	7 10	0 1	1 2	3 15
Mayes	4 10	1 5		3 9	Smith	6 10			4 4 1 16
Thomas	7 14		1 2	4 15	Spencer	0 0			3 4 9 3
White	0 0			0 0	Sullivan	4 6	0 1	2 2	3 10
Johnson	0 2	0 1	2 2	2 2	Holton	2 3			4 6 7 6
					Brewer	0 0			0 0
Totals	29 72	7 24	15 27	30 80	Totals	33 55	1 5	20 24	45 87

Halftime Score: FSU 32, Louisville 38
FG%: FSU 40.3%, Louisville 60.0%
3 PT FG%: FSU 29.2%, Louisville 20.0%
FT%: FSU 55.6%, Louisville 83.3%

FSU 83, Middle Tennessee 97
March 16, 1989
Knoxville, Tennessee

FSU Name	Total FG FGA	3-Point FG FGA	FT FA	REB TP	MTSU Name	Total FG FGA	3-Point FG FGA	FT FA	REB TP
Dawson	10 17	0 1	1 1	8 21	Vance	0 3		0 0	3 0
Thomas	2 7		1 2	9 5	Henry	12 18		2 2	10 26
Hunter	7 11		2 3	8 16	Hammonds	5 14		1 2	13 11
McCloud	4 15	4 11	0 1	5 12	Harris	4 9	1 4	0 1	3 9
Mayes	9 12	1 3	1 1	2 20	Raney	2 8	1 5	4 4	4 9
Hands	0 1			0 0	Hunter	0 0			0 0 0 0
Mitchell	4 10		0 1	5 8	Buck	7 7	6 6	6 6	2 26
Johnson	0 0		1 2	0 1	Ingram	0 0			0 1 0
White	0 0			0 0	Webb	4 8	1 2	2 2	2 11
					Wallace	2 3	0 1	1 2	0 5
Totals	36 73	5 15	6 11	40 83	Totals	36 70	9 16	19 38	97

Halftime Score: FSU 51, Middle Tennessee 44
FG%: FSU 49.3%, Middle Tennessee 51.4%
3 PT FG%: FSU 33.3%, Middle Tennessee 50.0%
FT%: FSU 54.5%, Middle Tennessee 84.2%