



5

1989-90 Review

<i>Too Many Close Ones This Year!</i>	52
1989-90 Statistics	54
1989-90 Box Scores	59

Close games meant the difference for the Seminoles last season and the Tribe should have realized it right off the bat. Florida State opened the season at the Great Alaska Shootout where two of the three games were decided by last second shots. The other was a three-point loss to eventual national-surprise Connecticut. It was one of those years!






1989-90 Review

1989-90:

Too Many Close Ones This Year!



Top: Tharon Mayes averaged 22.8 points per game last season and was among the Metro Conference's top performers. His loss during the second half of the season triggered the Tribe's worst stretch of the season.

Right: The ball just never seemed to bounce in the Seminole's direction last season. Irving Thomas rifled this jump ball into the third row of the stands as FSU struggled all season to find a consistent level of play.

Florida State head coach Pat Kennedy termed the 1989-90 season a "bridge" year in the Seminole basketball program. Kennedy has led FSU's basketball program back to national prominence with an NIT bid and back-to-back NCAA Tournament appearances in his first three seasons. But the outlook for the 1989-90 campaign looked relatively bleak. Gone was Metro Conference player of the year George McCloud, along with standout seniors Tony Dawson and Tat Hunter. And FSU would begin the season with only two returning starters. Both seniors, the returning starters Tharon Mayes and Irv Thomas would have to emerge from role players to the leaders of this young Seminole team.

Kennedy would find the schedule tough right from the beginning as he took his young squad as far north as possible for the Great Alaska Shootout. This team would see a trial by fire as the three games up north were decided by a total of five points. FSU lost on a tip-in at the buzzer to highly regarded Kansas State, then returned the favor when Aubry Boyd hit a jumper at the buzzer to beat Alaska-Anchorage. FSU played its third wire game in as many days against Connecticut, which turned out to be one of the nation's biggest surprise powerhouses, losing by three at the horn.

The close games would prove to be the norm for FSU in 1989-90 as the Seminoles would see 11 games decided by four points or less. Incredibly, the Seminoles were involved in eight games that were won or lost in the final five seconds.

December brought another challenge to the Seminoles as they took a 1-2 record into a game against intra-state rival Florida. The Gators' front line ate up the young Seminoles and they suffered a


82-69 road loss. FSU bounced back with a narrow 82-78 win over Auburn that sparked a four-game winning streak, which gave the 'Noles a 6-3 record going into the Christmas break.

A trip to the ECAC Holiday Festival in New York City, and a date against Jim Valvano's Wolfpack, was next on the agenda for the rapidly improving Seminoles. But NC State proved too much as Chris Corchiani had a season-high 16 assists to lead the Pack to a win. FSU bounced back again in the consolation round playing perhaps its finest game of the year in a 95-76 thrashing of Rhode Island. Tharon Mayes, who had already earned Metro Player of the Week honors twice, burned the Madison Square Garden nets for a season-high 38 points en route to all-tournament honors.

FSU took a close 78-75 win at South Alabama on January 2nd in the final tune-up before Metro Conference play began. The Seminoles opened the conference slate against returning Tulane, handing the Green Wave a 92-68 loss. Just two nights later, FSU would play its best conference game of the year running highly respected Southern Mississippi out of gas in a 113-82 rout. Next, it took two overtimes for the Tribe to get past Jacksonville, but they did so for win number five in a row, and preparations began for the first conference road tilt of the season against Cincinnati.

Cincinnati was anxiously awaiting FSU as the Tribe took a last-minute win there last season. The Bearcats would make sure that was not repeated as they raced to an 82-62 win that sent the Tribe into a four game losing streak. The Seminoles dropped a home game to Louisville, a surprising double overtime loss at Miami,

(continued page 55)



1989-90 Statistics

Individual Statistics — All Games

(Overall Record: 16 - 15; Home 9 - 4; Away 6 - 6; Neutral 1 - 5; Metro Conference 6 - 9)

Player	GP-GS	Min-Avg.	Field Goals		3-Point		Free Throws		Rebounds			HI
			FGM-FGA	FG Pct.	FGM-FGA	FG Pct.	FTM-FTA	FT Pct.	OFF	DEF	TOT-AVG	
Mayes	24-23	874-36	198-414	.478	58-161	.360	105-126	.833	24	57	81- 3.4	11
Thomas	31-30	1073-35	207-430	.481	0-4	.000	105-151	.695	96	141	236- 7.6	17
Polite	31-31	967-31	156-268	.582	4-11	.364	117-173	.676	111	151	262- 8.5	16
Graham	31-20	775-25	126-269	.468	11-30	.367	51-69	.739	62	48	110- 3.5	7
Boyd	31-24	882-28	71-199	.357	21-66	.318	35-53	.660	36	85	121- 3.9	9
Copeland	28-6	486-17	22-73	.301	12-33	.364	47-62	.758	7	27	34- 1.2	4
Dobard	29-0	349-12	38-68	.559	0-0	.000	12-23	.522	31	51	82- 2.8	6
Miller	18-0	109-6	17-32	.531	8-15	.533	6-11	.545	3	6	9- 0.5	2
Hands	31-4	307-10	23-66	.348	1-10	.100	12-17	.706	9	21	30- 1.0	4
Wells	13-0	57-4	7-15	.467	0-2	.000	2-4	.500	4	0	4- 0.3	2
White	26-16	397-15	14-36	.389	0-3	.000	3-9	.333	25	42	66- 2.5	6
Miles	4-0	7-2	1-2	.500	1-1	1.000	0-1	.000	1	3	4- 1.0	3
Barnes	8-1	42-5	2-14	.143	1-7	.143	0-1	.000	1	0	1- 0.1	1
Florida State		6325	882-1886	.468	117-343	.341	495-700	.707	410	632	1123-36.2	
Opponents		6325	909-1903	.478	122-363	.336	401-570	.704	350	583	1048-33.8	

Team Rebounds: All Games (FSU - 83, OPP - 91)

Dead Ball Rebounds: All Games (FSU - 113, OPP - 88)

Individual Statistics — Metro Games

(Overall Record: 6 - 9; Home 3 - 4; Away 3 - 4; Neutral 0 - 1)

Player	GP-GS	Min-Avg.	Field Goals		3-Point		Free Throws		Rebounds			HI
			FGM-FGA	FG Pct.	FGM-FGA	FG Pct.	FTM-FTA	FT Pct.	OFF	DEF	TOT-AVG	
Mayes	10-10	366-37	79-176	.449	25-70	.357	44-51	.863	6	21	27- 2.7	5
Thomas	15-15	524-35	103-191	.539	0-1	.000	55-77	.714	53	60	112- 7.5	16
Polite	15-15	505-34	87-153	.569	1-5	.200	56-86	.651	64	75	139- 9.3	16
Graham	15-10	384-26	53-136	.390	6-16	.375	21-29	.724	31	23	54- 3.6	7
Boyd	15-12	426-28	32-90	.356	9-35	.257	16-28	.571	19	40	59- 3.9	6
Dobard	15-0	164-11	22-38	.579	0-0	.000	5-12	.417	20	25	45- 3.0	6
Copeland	12-3	228-19	8-29	.276	3-14	.214	9-15	.600	4	15	19- 1.6	4
Miller	12-0	71-6	10-23	.435	4-10	.400	3-6	.500	2	2	4- 0.3	2
Hands	15-2	138-9	7-27	.259	0-5	.000	3-4	.750	4	9	13- 0.9	4
White	11-7	184-17	5-12	.417	0-0	.000	1-1	1.000	8	21	28- 2.5	6
Wells	3-0	8-3	1-3	.333	0-1	.000	0-0	.000	0	0	0- 0.0	0
Barnes	5-1	25-5	1-8	.125	0-4	.000	0-1	.000	1	0	1- 0.2	1
Miles	2-0	2-1	0-1	.000	0-0	.000	0-0	.000	1	0	1- 0.5	1
Florida State		3025	408-887	.460	48-161	.298	213-310	.687	213	291	537-35.8	
Opponents		3025	419-879	.477	63-176	.358	187-260	.719	169	273	479-31.9	

Team Rebounds: Metro Games (FSU - 35, OPP - 37)

Dead Ball Rebounds: Metro Games (FSU - 52, OPP - 41)

Team and Opponent Individual Highs

	Florida State	Opponents
Field Goals	14 - Mayes vs. Southern Mississippi	14 - Monroe, North Carolina State
Field Goal Attempts	26 - Mayes vs. Southern Mississippi	26 - Taylor, Jacksonville
Free Throws Made	11 - Mayes vs. Louisville	10 - Taylor, Jacksonville
Free Throws Attempted	11 - Copeland vs. Miami	10 - Taylor, Jacksonville
Points	12 - Mayes vs. Louisville	
Rebounds	12 - Polite, Thomas, Copeland vs. Miami	
Assists	38 - Mayes vs. Rhode Island	37 - Coles, Virginia Tech
Turnovers	17 - Thomas vs. Jacksonville	18 - Shahid, South Florida
Blocked Shots	8 - Mayes vs. Memphis State	16 - Corchiani, North Carolina State
Steals	10 - Thomas at Virginia Tech	8 - Hocker, Miami
	7 - Dobard vs. Auburn	7 - K. Green, Rhode Island
	6 - Polite vs. Louisville	5 - Corchiani, North Carolina State

AST	STL	BLK	TO	PF-DQ	PTS-AVG	HI
93	52	2	94	76-4	559-23.3	38
30	39	31	82	109-4	519-16.7	28
29	40	4	75	81-3	433-14.0	25
37	26	8	61	69-2	314-10.1	22
73	34	7	71	71-0	198- 6.4	18
48	29	0	35	34-0	103- 3.7	20
6	2	36	21	37-1	88- 3.0	10
8	6	0	4	5-0	48- 2.7	11
20	13	0	32	22-0	59- 1.9	8
0	1	0	4	4-0	16- 1.2	6
41	12	8	30	48-0	31- 1.2	8
0	0	0	1	1-0	3- 0.8	3
4	2	0	3	2-0	5- 0.6	3
389	256	96	513	559-14	2376-76.6	
486	206	100	481	620-25	2341-75.5	

AST	STL	BLK	TO	PF-DQ	PTS-AVG	HI
45	19	1	37	32-1	227-22.7	32
14	14	13	45	52-1	261-17.4	28
17	22	1	40	43-1	231-15.4	25
17	11	2	30	31-1	133- 8.9	22
36	15	5	35	29-0	89- 5.9	15
5	1	15	10	18-0	49- 3.3	8
26	14	0	19	18-0	28- 2.3	8
4	5	0	3	3-0	27- 2.3	11
8	3	0	14	12-0	17- 1.1	7
20	8	3	13	19-0	11- 1.0	5
0	1	0	0	0-0	2- 0.7	2
3	2	0	1	1-0	2- 0.4	2
0	0	0	0	0-0	0- 0.0	0
195	115	40	247	258-4	1077-71.8	
221	93	43	218	281-8	1088-72.5	

FSU HOOPS + Cetera

Florida State saw no fewer than eight games decided by three or fewer points in 1989-90. FSU's first two games of the season were one-pointers and the Tribe played two double overtime and one overtime game. The Seminoles were 4-4 in three-point contests including a heart-breaking 65-64 overtime loss to Cincinnati in the first round of the Metro Conference Tournament.

(continued from page 57)

and a 56-53 loss at home against South Carolina that would prove to be the worst offensive game of the year for FSU. But, again, the Seminoles were able to come back, handing Memphis State a 78-72 loss in Tallahassee and getting a road win at always-tough Virginia Tech to move their record to 13-8 and 4-3 in the Metro.

At that point, the Tribe hit its toughest stretch of the season as Mayes, the conference's second leading scorer at 23.1 points per game, was suspended for seven games by the University. FSU would suffer five straight losses including a pair to nationally-ranked teams, and would not rebound until a non-conference grudge match with Miami in mid-February. During the losing stretch, the Seminoles suffered from very poor shooting, including three games under 40 percent shooting from the field.

Yet, Florida State entered the Metro Tournament on a positive note having closed the year with wins in three of its last four games. The Tribe hammered Miami 92-73 and followed that with a hard-fought 69-67 win at Tulane. After a loss to Virginia Tech, the Seminoles closed the regular season with a 79-70 win over the Gamecocks of South Carolina.

FSU had new life, as do all the other Metro teams, battling for the conference's automatic NCAA Tournament bid. But the season would end much like it had begun as Cincinnati won a 65-64 overtime game to end the Tribe's season.


Mayes was the star for the Seminoles providing most of the offensive action for the young team. His suspension from the team proved just too detrimental for the team to overcome.

Michael Polite shed the effects of Guillain-Barre to have an outstanding season, leading the Tribe in rebounding and establishing himself as the leader going into his senior season.

Irv Thomas played out of position at center all year and Aubry Boyd seemed to find his niche at forward scoring 12.5 points per game over the last four.

But of all the Seminoles, Chuck Graham will look back with the most fondness at 1989-90. During his rookie year at FSU, Graham put together the finest season ever for a freshman averaging 10.1 points per game. His ability to hit the long shot, drive to the hoop and rebound with the big men made him one of the Metro's outstanding freshmen.

In retrospect, the season turned out much like Pat Kennedy had predicted it could: young team, difficult schedule, unproven talent added up to a season that ended with disappointment after flirting with success.



Irving Thomas was second on the team in scoring last season averaging 16.7 points per game. He scored over 500 points during his senior season and was voted second team all-conference. Thomas signed a free agent contract with the Los Angeles Lakers after last season.

1989-90 Statistics

Game-By-Game

Date	Opponent	Score	Attendance	FSU High Points	FSU High Rebounds
11/24	N Kansas State	70-71	5,612	Mayes 27	Thomas 6
11/25	@ Alaska-Anchorage	75-74	3,812	Mayes 23	Mayes 11
11/26	N Connecticut	60-63	3,179	Mayes 19	Boyd, Mayes, Thomas 6
12/01	@ Florida	69-82	12,027	Mayes 22	Polite, Thomas 4
12/03	Auburn	82-78	6,103	Mayes 25	Polite 8
12/09	New Orleans	66-64	6,041	Mayes 30	Thomas 13
12/16	@ South Florida	78-72	6,106	Mayes, Thomas 24	Thomas 9
12/19	Samford	100-62	3,712	Mayes 18	Polite 8
12/22	Stetson	92-83	3,843	Mayes 31	Polite 14
12/27	N NC State	72-90	6,500	Boyd 18	Thomas 11
12/29	N Rhode Island	95-76	6,500	*Mayes 38	Boyd, Polite, Thomas 9
1/02	@ South Alabama	78-75	7,083	Mayes, Thomas 24	Polite 11
1/04	† Tulane	92-68	4,965	Thomas 23	Graham 6
1/06	† Southern Mississippi	**113-82	5,344	Mayes 32	Polite 13
1/08	Jacksonville	(2 OT) 104-99	6,743	Thomas 27	*Thomas 17
1/11	†@ Cincinnati	62-82	10,044	Mayes 17	Thomas 10
1/14	† Louisville	66-73	11,093	Mayes 27	Polite 13
1/18	@ Miami	(2 OT) 97-101	4,959	Mayes 25	Polite 12
1/20	† South Carolina	53-56	5,198	Polite 19	Polite 16
1/25	† Memphis State	78-72	6,129	Mayes 31	Thomas 7
1/27	†@ Virginia Tech	67-63	9,284	Thomas 20	Polite 12
1/31	†@ Southern Mississippi	72-84	6,992	Polite 22	Polite 11
2/03	N Syracuse	69-90	12,552	Polite 20	Polite 7
2/06	†@ Louisville	50-69	19,355	Graham, Polite, Thomas 11	Polite 12
2/08	† Cincinnati	69-72	5,198	Graham 22	Boyd 6
2/13	†@ Memphis State	69-81	11,200	Polite 25	Polite 12
2/17	Miami	92-73	8,111	Copeland 20	Thomas 10
2/20	†@ Tulane	69-67	2,586	Thomas 23	Polite 13
2/24	† Virginia Tech	74-84	5,160	Mayes, Thomas 20	Thomas 16
3/03	†@ South Carolina	79-70	7,986	Mayes 25	Thomas 11
3/08	†@ Cincinnati	(1 OT) 64-65	10,257	Mayes 28	Polite 10

Total Attendance: 223,674 Average: 7,215
 Home Attendance: 77,640 Average: 5,972
 Metro Games: 120,791 Average: 8,052
 * Season High
 † Metro Games

Team and Opponent Highs and Lows

	FSU High	FSU Low	Opponent High	Opponent Low
Field Goals	50 vs. USM	19 vs. USC	37 - Florida	20 - USC
Field Goal Attempts	80 vs. JU	46 vs. Kansas State	78 - Miami	39 - USC
Field Goal Percentage	64.9 vs. USM	28.4 vs. USC	63.2 - NC State	34.3 - Tech
Free Throws Made	32 vs. Miami	6 vs. Rhode Island; UL (2)	30 - JU	4 - USM
Free Throw Percentage	90.5 vs. MSU	42.9 vs. Louisville	86.7 - USC	36.4 - USM
Rebounds	51 vs. Miami	24 vs. Florida	48 - Miami; SU	24 - Samford
Fouls	31 vs. Miami	10 vs. Kansas State; USM	31 - Miami	12 - USM
Points	113 vs. USM	50 vs. Louisville	101 - Miami	56 - USC
Assists	23 vs. USM	7 vs. Florida; SU; UL (2)	27 - NC State	9 - Auburn; Miami
Turnovers	26 vs. Miami	9 vs. USM	24 - Miami	10 - S. Alabama
Blocked Shots	9 vs. Samford		9 - Rhode Island	
Steals	14 vs. JU		13 - Alaska	

1989-90 Statistics

Game-By-Game Team Statistics

	FG-FGA	PCT.	FT-FTA	PCT.	REB	PF-DQ	PTS.	AST	TO	BLK	STL
FSU	22-46	.478	24-34	.706	32	10-0	70	9	17	3	6
Kansas State	30-67	.448	9-12	.750	38	27-1	71	16	16	2	6
FSU	28-62	.452	16-22	.728	50	24-2	75	14	28	3	9
Alaska-Anchorage	26-67	.388	18-26	.692	36	23-0	74	17	15	3	13
FSU	21-50	.420	16-22	.727	37	21-1	60	8	14	3	5
Connecticut	21-53	.396	16-21	.762	31	21-0	63	14	14	6	5
FSU	26-63	.413	15-17	.882	24	18-0	69	7	15	4	13
Florida	37-60	.617	7-10	.700	39	17-0	82	23	21	6	10
FSU	30-63	.476	15-20	.750	30	19-1	82	15	11	8	12
Auburn	32-63	.508	11-19	.579	38	20-1	78	9	16	1	3
FSU	24-53	.453	17-25	.680	31	14-0	66	8	19	4	13
New Orleans	29-53	.547	5-9	.556	29	21-1	64	16	19	5	6
FSU	27-55	.491	22-28	.786	36	18-0	78	8	17	4	5
South Florida	30-77	.390	11-13	.846	45	24-2	72	15	16	0	9
FSU	41-65	.631	11-14	.786	44	17-0	100	14	16	9	7
Samford	25-63	.397	11-20	.550	24	16-1	62	11	16	2	10
FSU	36-72	.500	14-23	.609	39	14-0	92	14	13	1	9
Stetson	33-71	.465	7-11	.636	37	20-1	83	19	16	7	5
FSU	31-69	.449	9-15	.600	36	19-0	72	12	18	2	7
North Carolina State	36-57	.632	14-19	.737	31	17-0	90	27	12	3	9
FSU	33-61	.541	21-29	.724	40	19-0	95	20	15	1	10
Rhode Island	31-61	.508	13-21	.619	28	23-1	76	19	15	9	10
FSU	33-55	.600	6-10	.600	29	14-1	78	17	15	2	3
South Alabama	31-63	.492	7-9	.778	30	16-0	75	18	10	3	3
FSU	35-66	.530	19-24	.792	33	17-0	92	16	12	2	9
Tulane	24-54	.444	15-19	.789	30	21-0	68	9	18	1	7
FSU	50-77	.649	10-14	.714	34	10-0	113	23	9	3	10
Southern Mississippi	38-68	.559	4-11	.364	27	13-0	82	21	18	4	5
FSU	38-80	.475	23-31	.742	43	27-2	104	16	15	3	14
Jacksonville	33-68	.485	30-40	.750	39	24-3	99	13	16	4	8
FSU	22-55	.400	15-21	.714	30	18-1	62	9	21	0	7
Cincinnati	32-58	.552	18-24	.750	30	22-1	82	11	14	1	7
FSU	21-56	.375	19-26	.731	30	16-0	66	11	12	6	12
Louisville	30-62	.484	9-15	.600	45	19-1	73	18	16	4	7
FSU	33-74	.446	25-31	.806	51	31-1	97	11	29	4	9
Miami	34-78	.436	28-40	.700	48	22-1	101	20	24	2	1
FSU	19-67	.284	11-19	.579	38	17-1	53	9	10	1	7
South Carolina	20-39	.513	13-15	.867	30	19-1	56	13	19	7	3
FSU	27-56	.482	19-21	.905	39	18-0	78	18	18	5	4
Memphis State	29-63	.460	10-14	.714	26	19-0	72	13	9	1	8
FSU	27-49	.551	12-19	.632	43	13-0	67	14	21	4	4
Virginia Tech	23-67	.343	8-11	.727	31	16-0	63	10	10	2	5
FSU (2)	28-60	.467	12-16	.750	35	16-0	72	11	19	1	2
Southern Mississippi (2)	31-58	.534	17-20	.850	28	12-0	84	17	13	1	3
FSU	25-79	.316	16-20	.800	31	20-2	69	7	13	4	13
Syracuse	36-67	.537	14-24	.583	48	17-1	90	19	22	4	8
FSU (2)	21-53	.396	6-14	.429	31	15-0	50	7	20	0	8
Louisville (2)	29-56	.518	8-12	.667	33	14-0	69	20	14	5	7
FSU (2)	29-57	.510	8-12	.660	29	17-0	69	15	15	3	7
Cincinnati (2)	29-57	.510	10-13	.769	29	18-0	72	12	15	1	8
FSU (2)	22-52	.423	24-35	.686	36	22-0	69	12	25	0	11
Memphis State (2)	30-58	.517	17-22	.773	29	27-1	81	18	14	3	9
FSU (2)	26-52	.500	32-49	.653	32	16-0	92	14	11	0	7
Miami (2)	26-56	.464	13-16	.813	28	31-3	73	9	15	0	7
FSU (2)	24-63	.381	18-25	.720	49	20-0	69	12	17	4	6
Tulane (2)	22-55	.400	19-27	.704	31	20-1	67	17	11	5	5
FSU (2)	29-66	.439	11-19	.579	38	22-1	74	14	14	4	10
Virginia Tech (2)	28-59	.475	19-26	.731	35	21-0	84	14	16	1	6
FSU (2)	26-58	.448	24-33	.727	34	17-0	79	12	12	2	11
South Carolina (2)	29-59	.492	9-13	.692	39	24-2	70	16	16	4	3
FSU*	28-52	.538	5-12	.417	37	20-1	64	12	23	5	7
Cincinnati*	25-66	.379	11-18	.611	37	16-1	65	12	15	3	10

* Metro Tournament



1989-90 Statistics

Game-By-Game Individual Points — Rebounds

Date	Opponent	Joey Barnes	Aubry Boyd	Chad Copeland	Rodney Dobard	Chuck Graham	Lorenzo Hands	Tharon Mayes	Blake Miles	Ron Miller	Michael Polite	Irving Thomas	Byron Wells	David White	Game Totals
11/24	KSU		11-3	8-0	2-2	0-0	2-1	27-5			9-5	11-6	0-0	0-1	70-23
11/25	UAA		7-4	6-2	0-4	4-0	2-2	23-11			7-5	16-9	2-0	8-6	75-43
11/26	UCONN		8-6	3-1	2-4	4-2	0-1	19-6			4-3	15-6	3-2	2-3	60-34
12/01	UF		6-3	4-0	3-2	7-3	4-0	22-2			4-4	19-4	0-0	0-3	69-21
12/03	AU		3-1	6-1	2-5	14-5	2-0	25-4		5-1	13-8	10-2		2-1	82-28
12/09	UNO		0-4	3-0	0-0	20-6	0-0	30-3			3-4	10-13		0-0	66-30
12/16	USF		8-4	4-1	0-1	13-5	0-0	24-4		0-0	4-6	24-9		1-1	78-31
12/19	SAMF	0-0	4-3	9-2	10-5	11-3	6-2	18-3	3-3	5-2	14-8	14-4	6-1	0-5	100-41
12/22	STET		2-1	1-0	4-3	20-7	6-2	31-5			16-14	10-5		0-1	92-38
12/27	NCSU		18-5	0-1	0-2	12-5	2-0	11-3			13-6	16-11	0-0	0-0	72-33
12/29	RI		3-9	3-1	6-2	6-3	0-0	38-2			25-9	12-9	0-0	2-3	95-38
1/02	USA		0-2	0-0		10-1	5-3	24-2			13-11	24-4		2-5	78-28
1/04	TULANE	0-0	13-5	0-2	0-2	11-6	4-4	22-1	0-0	0-0	17-4	23-3	0-0	2-4	92-31
1/06	USM	0-0	0-3	2-1	4-6	17-3	0-0	32-1	0-1	2-0	24-13	28-2	2-0	2-3	113-33
1/08	JU		5-2	8-1		13-4	2-0	15-3		9-1	25-13	27-17	0-0	0-2	104-43
1/11	UC		2-3	2-1	2-1	10-4	2-1	17-3		0-0	11-4	14-10		2-2	62-29
1/14	UL		5-4		4-3	6-1	2-0	27-2			9-13	13-4		0-2	66-29
1/18	MIAMI		10-9	0-1	0-1	19-7	5-3	25-1		0-1	14-12	24-11		0-2	97-48
1/20	USC		3-4	0-0	0-2	0-2	0-0	7-1		11-1	19-16	13-6		0-0	53-32
1/25	MEMST		1-5		4-3	4-4	0-0	31-5		2-2	14-3	17-7		5-6	78-35
1/27	VATECH		2-6		0-2	9-3	0-0	18-5		0-0	18-12	20-9		0-4	67-41
1/31	USM		10-3	3-0	4-6	10-3	7-3			1-0	22-11	15-6		0-3	72-35
2/03	SYRACUSE	3-0	9-4	0-1	9-4	11-2	4-3				20-7	10-4	0-1	3-5	69-31
2/06	UL		7-2	8-2	2-0	11-3	0-4				11-12	11-5		0-2	50-30
2/08	UC		5-6	2-2	4-3	22-5	0-0				15-5	21-5		0-1	69-27
2/13	MEMST	0-0	2-1	7-3	3-6	12-3	0-0			0-0	25-12	20-8			69-33
2/17	MIAMI	0-0	15-2	20-3	1-2	17-3	0-0		0-0	2-0	18-8	16-10	3-0		92-28
2/20	TULANE	0-0	15-5	2-4	5-4	13-7	0-0			0-0	11-13	23-12	0-0		69-45
2/24	VATECH	2-1	6-6	0-1	6-2	3-2	0-0	20-2		2-0	15-7	20-16			74-37
3/03	USC		15-3	0-0	3-2	4-5	2-1	25-4		2-0	11-4	17-11			79-30
3/08	UC		3-3	2-3	8-3	1-3	0-0	28-3		7-1	9-10	6-8		0-1	64-35
Total Points:		5	198	103	88	314	59	559	3	48	433	519	16	31	2376
Total Rebounds:		1	121	34	82	110	30	81	4	9	262	236	4	66	1040

Pat Kennedy has seen three of his four Seminole teams tabbed for postseason play. His first squad (1986-87) was picked to finish last in the Metro and earned an NIT bid. He topped that with back-to-back NCAA appearances for only the second time in school history. Last season saw the Tribe lose by one point in overtime in the first round of the Metro Tournament.

