


**1990-91
Review**



1990-91: A Season Of Beating

In which the Seminoles surprise everyone
Tournament and making their third NCAA



Top – Aubry Boyd started at three different positions last year and provided outstanding defense in the Tribe backcourt.

Above – Coaches made some key personnel changes after an 0-2 start in the Metro last year. The most important of which proved to be moving Charlie Ward into the starting role at point guard where he led the Seminoles to a 15-6 record.

Opposite Page – Chuck Graham was instant offense for the Seminoles off the bench last year. He was one of only four Seminoles to average 10 points or more per game.

Most experts looked at the 1990-91 Florida State season as Pat Kennedy's most challenging. Not only would his team consist of only three seniors, but it would face one of the nation's most demanding schedules. Included among the tough Metro Conference games were match-ups against the preseason number one, two and three teams.

However, as has been the case since Kennedy's arrival five years ago, last year's Seminole team not only exceeded expectations but won the school's first ever Metro Tournament championship and went to the NCAA Tournament for the third time in four years.

Going into the season, senior Michael Polite was the only proven starter. An excellent rebounder and good inside scorer, Polite would have to carry the load until the young team found itself. Aubry Boyd, the only other starting senior, would have to provide the backcourt scoring punch lost when 22.8 point-per-game scorer Tharon Mayes entered the pro ranks. Sophomore Rodney Dobard was penciled in at center despite missing most of the preseason and the first five games of the regular season with a broken foot.

Doug Edwards proved all the preseason accolades correct as he led the team in scoring all year long and showed the rest of the Seminoles how to play the complete game.

With Edwards proving to be every bit as good as his preseason publicity suggested, the biggest question mark for the team was at point guard. It was only when football-player-turned-point guard, Charlie Ward, was inserted that the Seminoles' season took off.

Early in the year, Florida State played with the inconsistency typical of a young basketball team. Impressive wins over Top 25 members La Salle and South Florida contrasted with frustrating losses to intra-state rival Florida and Auburn.

The Seminoles managed a 4-2 record through the rocky early season setting up a nationally-televvised showdown against top-ranked UNLV. The "Duel in the Desert" gave FSU an opportunity to take an awfully

big step. A step, as it would turn out, the young team was not ready for. After staying with the defending national champions for the first 15 minutes, the Tribe was crushed in front of a raucous Las Vegas crowd.

Still stinging from the UNLV loss, the Seminoles notched an unimpressive win over FIU in late December before hitting the road for their first two Metro games. FSU was one of the first teams to learn just how improved Tulane would be in the league as the Green Wave took the Seminoles to school on its home floor. Two nights later, the Tribe fought hard but lost to a top-25 Southern Miss squad.

With losses in four of their last six games, the Seminoles limped home looking for answers. They found them when they moved Charlie Ward into the starting role at point guard.

FSU popped conference biggies Cincinnati and Louisville in succession, at home, and threw in a road win at Stetson to get healthy. Next for the Tribe was a road trip to 22nd-ranked South Carolina. The game would be one of the season's best for FSU as Edwards scored seven points in overtime to give the Seminoles an 81-80 win over the highly-acclaimed Gamecocks.

The parade of national powers continued as second-ranked Arkansas ran through Tallahassee with a 109-92 win. It did not get any easier for the Seminoles from there. The Tribe had to go to Memphis where Kennedy was winless in the garnet and gold. Elliot Perry kept the Tigers' home record spotless with a three-pointer prayer at the buzzer that gave MSU a 67-66 win.

The heart-breaking loss would prove revealing as FSU wasted no time in regrouping and took its frustration out on Virginia Tech and Tulane.

FSU had forged an 11-7 record and 5-3 Metro mark and was on an NCAA Tournament run. But the Tribe lost it, literally, on the road at Cincinnati and Louisville and faced the final stretch at less than full strength.

Wins over Alabama State and Jacksonville preceded a visit to fifth-ranked Syracuse. Edwards showed off with a career-high 31 points as the Seminoles gave the Orangemen a run before falling 88-79 in the Carrier Dome.

The Odds

except themselves by winning the Metro Tournament appearance in four years.

At 13-10, and with four straight home games, the Seminoles played their best basketball and sat down, in a row, Metro rivals Memphis State, Virginia Tech, 14th-ranked Southern Miss and South Carolina.

FSU finished the regular season as one of the nation's hottest teams with wins in five of their last six games and the Tribe closed their last season in the Metro with wins in six of their last eight games.

Picked in the preseason to finish sixth in the Metro, the Seminoles finished second behind Southern Mississippi setting up their impressive tournament run.

Indeed, Florida State entered the wide open 1991 Metro Tournament as the league's hottest team but Southern Mississippi brought a 14th-place national ranking and top-seed status into the eight-team affair. In addition, Louisville, the Metro's marquee name, was playing its best basketball of the year.

If any doubts about the parity in the league remained, they were vanquished on the first day of the tournament as upsets abounded. Louisville looked like a Final Four club in topping Southern Mississippi and sending the favorites out on the first day. Memphis State showed their usual tournament flair and eliminated a scary Tulane squad from the tournament field.


Second-seeded Florida State and sixth-seeded South Carolina met in the first round in a contest that Pat Kennedy would say, "set the game of basketball back 40 years." USC (19-10) used a slow down game to keep it close at the half (tied at 26), but the Tribe found the mark in the second half for a hard-fought 65-55 win.

The semifinals saw Louisville and Memphis State match-up in another one of their classic Metro Conference battles. The Cardinals, who entered the tournament with a losing record for the first time in school history, used a LaBradford Smith driving layup with :04 left to take the win and advance to their sixth consecutive Metro final.

The evening game matched Florida State and the surprising Virginia Tech squad, which upset Cincinnati the day before. The game would prove to be one of FSU's best as the Tribe raced to a 49-29 halftime lead and cruised to a 91-71 win to gain their sixth trip ever to the tournament championship game.

The win over Tech set up a showdown between Louisville, the lowest seed (8th) ever to advance to the finals, and the red-hot Seminoles, who were on a six-game winning streak and looking for their first ever Metro Tournament Championship.

It was all Louisville in the first half as LaBradford Smith





Individual Statistics — All Games

(Overall Record: 21 - 11; Home 12 - 2; Away 4 - 8; Neutral 5 - 1; Metro Conference 12 - 5)

Player	GP-GS	Min.-Avg.	Field Goals		3-Point		Free Throws		Rebounds			HI
			FGM-FGA	FG Pct.	FGM-FGA	FG Pct.	FTM-FTA	FT Pct.	OFF	DEF	TOT-AVG	
Edwards	32-32	1046-33	200-385	519	12-36	333	112-158	.709	94	133	227- 7.1	18
Polite	32-31	930-29	144-305	472	7-21	333	124-190	.653	114	159	273- 8.5	21
Boyd	32-31	885-28	129-330	391	55-178	309	66-93	.710	26	67	93- 2.9	6
Graham	32-6	685-21	131-306	428	36-104	346	52-73	.712	41	45	86- 2.7	7
Dobard	29-27	709-24	110-193	570	0-0	000	27-50	.540	64	86	150- 5.2	11
Ward	30-21	715-24	81-178	455	15-48	313	62-87	.713	23	66	89- 3.0	8
Hands	13-0	70-5	14-31	452	2-6	333	7-13	.538	7	6	13- 1.0	2
Myers	32-8	462-14	23-51	451	3-10	300	36-44	.818	15	29	44- 1.4	4
White	29-0	286-10	31-64	484	8-19	421	4-20	.200	18	35	53- 1.8	5
Copeland	13-1	94-7	7-22	318	3-12	250	14-19	.737	1	6	7- 0.5	4
Salters	25-0	159-6	23-49	469	0-1	000	11-19	.579	17	22	39- 1.6	8
Reid	32-2	302-9	22-64	344	0-0	000	17-28	.607	26	62	88- 2.8	9
Nicholas	6-0	26-4	3-7	429	1-2	500	4-9	.444	1	6	7- 1.2	2
Miller	14-1	56-4	6-16	375	5-9	556	6-6	1.000	6	3	9- 0.6	4
Florida State		6425	924-2001	462	147-446	330	542-809	.670	453	725	1261-39.4	
Opponents		6425	883-1995	443	171-476	359	492-703	.700	413	642	1161-36.3	

Team Rebounds: All Games (FSU - 83, OPP - 110)

Dead Ball Rebounds: All Games (FSU - 133, OPP - 112)

Individual Statistics — Metro Games

(Overall Record: 12 - 5; Home 6 - 0; Away 3 - 5; Neutral 3 - 0)

Player	GP-GS	Min.-Avg.	Field Goals		3-Point		Free Throws		Rebounds			HI
			FGM-FGA	FG Pct.	FGM-FGA	FG Pct.	FTM-FTA	FT Pct.	OFF	DEF	TOT-AVG	
Edwards	14-14	476-34	86-170	506	7-20	350	40-59	.678	39	60	99- 7.1	18
Boyd	14-13	402-29	57-146	390	26-78	333	38-48	.792	18	25	43- 3.1	6
Polite	14-13	405-29	60-120	500	3-7	429	45-76	.592	45	67	112- 8.0	14
Graham	14-2	297-21	59-128	461	16-45	356	15-27	.556	15	20	35- 2.5	7
Dobard	14-14	369-26	58-102	569	0-0	000	13-26	.500	32	40	72- 5.1	8
Ward	14-11	342-24	28-72	389	3-18	167	35-51	.686	11	23	34- 2.4	8
Myers	14-3	214-15	10-21	476	1-6	167	17-18	.944	6	14	20- 1.4	4
Copeland	2-0	16-8	1-4	250	1-4	250	2-2	1.000	0	0	0- 0.0	0
White	12-0	121-10	12-24	500	5-8	625	0-9	.000	8	13	21- 1.8	5
Salters	11-0	59-5	6-19	316	0-0	000	2-4	.500	8	4	12- 1.1	3
Hands	5-0	14-3	2-5	400	0-1	000	2-2	1.000	4	0	4- 0.8	2
Reid	14-0	101-7	5-17	294	0-0	000	5-9	.556	3	25	28- 2.0	7
Miller	4-0	9-2	0-2	000	0-1	000	2-2	1.000	0	0	0- 0.0	0
Florida State		2825	384-830	463	62-188	330	216-333	.649	189	291	517-36.9	
Opponents		2825	375-847	443	64-175	366	215-307	.700	190	262	496-35.4	

Team Rebounds: Metro Games (FSU - 37, OPP - 54)

Dead Ball Rebounds: Metro Games (FSU - 63, OPP - 51)

Team and Opponent Individual Highs

	Florida State	Opponents
Field Goals Made	13 - Edwards vs. Syracuse	15 - Younger, Texas Southern
Field Goal Attempts	20 - Edwards vs. Florida 20 - Edwards at Cincinnati 20 - Graham at Louisville	34 - Younger, Texas Southern
Free Throws Made	11 - Polite vs. Florida	12 - Weatherspoon, USM
Free Throws Attempted	14 - Polite vs. Florida	14 - Weatherspoon, USM
Points	31 - Edwards vs. Syracuse	35 - Younger, Texas Southern
Rebounds	21 - Polite vs. Texas Southern*	16 - Burroughs, JU
Assists	12 - Ward vs. Southern Miss	11 - Tirado, JU
Turnovers	7 - Polite at FIU	7 - Johnson, USM 7 - Banks, Cincinnati
Blocked Shots	6 - Reid vs. Texas Southern 6 - Dobard vs. South Florida, Louisville, Memphis State	6 - Dumas, Stetson
Steals	9 - Ward vs. South Carolina	5 - Banks, Cincinnati

*Ties Civic Center record

With Doug Edwards proving to be every bit as good as his preseason publicity suggested, the biggest question mark for the team was at point guard. It was only when football-player-turned-point guard Charlie Ward was inserted that the Seminoles' season took off.

AST	STL	BLK	TO	PF-DQ	PTS-AVG	HI
61	32	36	83	97-0	524-16.4	31
31	35	2	75	67-2	419-13.1	24
69	36	4	68	90-2	379-11.8	27
30	25	7	43	73-1	350-10.9	23
26	24	47	49	80-5	247- 8.5	18
103	71	8	60	53-1	239- 8.0	18
6	3	1	9	4-0	37- 2.8	10
58	20	1	39	33-1	85- 2.7	9
28	9	7	25	27-0	74- 2.6	12
9	7	0	12	13-0	31- 2.4	8
8	6	5	10	24-1	57- 2.3	10
5	5	34	16	56-0	61- 1.9	11
1	0	0	0	2-0	11- 1.8	3
5	2	0	3	3-0	23- 1.6	8
440	275	152	492	622-13	2537-79.3	
441	231	93	503	652-17	2429-75.9	

AST	STL	BLK	TO	PF-DQ	PTS-AVG	HI
25	11	13	38	40-0	219-15.6	24
26	17	1	36	38-1	178-12.7	27
10	13	1	32	26-0	168-12.0	21
9	10	1	19	29-1	149-10.6	21
9	12	27	26	38-3	129- 9.2	18
54	37	7	28	24-0	94- 6.7	16
28	5	0	17	17-0	38- 2.7	9
2	1	0	5	6-0	5- 2.5	5
13	1	3	12	12-0	29- 2.4	5
3	1	3	2	8-0	14- 1.3	5
1	0	0	3	1-0	6- 1.2	2
2	1	12	2	24-0	15- 1.1	4
1	0	0	2	0-0	2- 0.5	2
183	109	68	222	263-5	1046-74.7	
171	103	40	214	275-5	1029-73.5	

FSU

HOOP NOTES

FSU's 1990-91 schedule was ranked among the top five most difficult in the country. Included on the schedule were preseason number one (UNLV), two (Arkansas) and three (Syracuse). The Tribe finished the year with wins in 16 of their last 22 games making them the nation's hottest team behind undefeated UNLV.

put on a clinic in front of a partisan Louisville crowd. Smith scored 20 first-half points to give the Cardinals a 45-34 lead. U of L seemed in control, especially since the Seminoles had come back and won only two games all season in which they had trailed at the half.

Michael Polite overcame Guillain-Barre' syndrome to become one of the Tribe's finest players. He led the Seminoles in rebounding last year averaging 8.5 per game.

The Cardinals did not let up early in the second half building to a 20-point lead at 56-36 with 17:03 left in the game. But from that point it would be all Florida State. The Seminoles used precise offensive plays and a suffocating defense to outscore the Cardinals 40-13 over the last 17 minutes and take the conference's automatic bid.

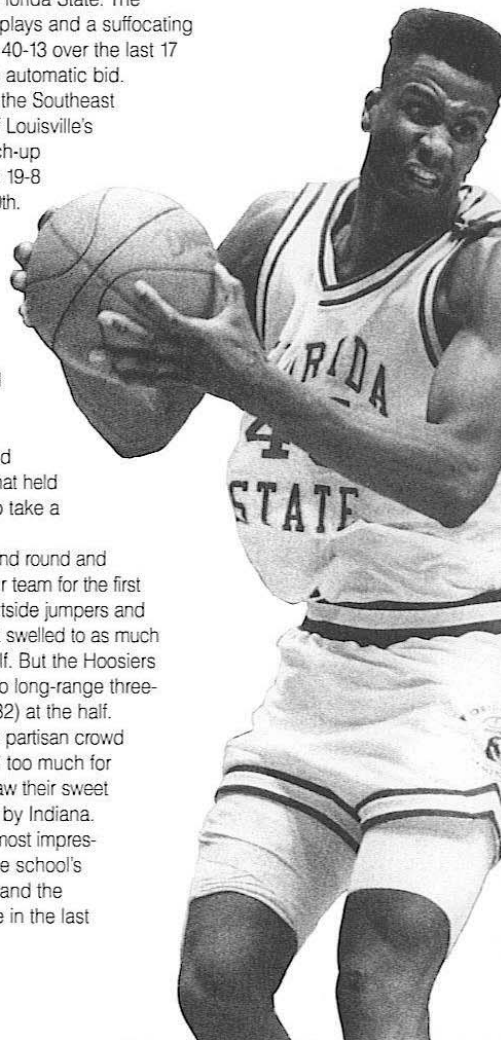
The Seminoles were placed in the Southeast Regional in the familiar confines of Louisville's Freedom Hall. The first round match-up had seventh-seeded FSU facing a 19-8 Southern California squad seeded 10th.

The Seminoles' task was to try and hold Pac-10 scoring bully Harold Minor under his 23.8 point-per-game average. The Trojans kept it close in the first half going into intermission with the score knotted at 38, and Minor held to just three points. The game remained close throughout, but the Tribe used a 24-point, nine rebound effort by Edwards, and a defense that held Minor to a season-low 16 points, to take a 75-72 first round win.

FSU took on Indiana in the second round and the Seminoles looked like a final four team for the first 19 minutes of the first half nailing outside jumpers and controlling the boards for a lead that swelled to as much as 10 points with 1:41 left in the half. But the Hoosiers got hot from outside and nailed two long-range three-pointers to cut the lead to six (38-32) at the half.

IU's late rally, combined with the partisan crowd from nearby Bloomington, seemed too much for the exhausted Seminoles as they saw their sweet 16 hopes dashed by an 82-60 win by Indiana.

Florida State had completed a most impressive season with a 21-15 record, the school's first ever Metro Tournament crown and the Seminoles third NCAA appearance in the last four years.





Game-By-Game

Date	Opponent	Score	Attendance	FSU High Points	FSU High Rebounds
11/27	Texas Southern	95-71	6,276	Edwards 19	*Polite 21
11/30	Florida	68-85	13,116	Polite 22	Polite 12
12/03	Morgan State	89-48	4,215	Boyd 17	Edwards 12
12/09	La Salle	83-74	5,838	Polite 24	Polite 17
12/15	@ Auburn	96-99	4,115	Boyd 22	Dobard, Polite 8
12/18	South Florida	80-72	5,751	Edwards 26	Edwards 9
12/22	@ UNLV	69-101	17,133	Boyd 12	Dobard 11
12/29	@ Florida International	92-73	2,020	Dobard 17	Polite, Reid 9
1/03	@ Tulane	61-77	2,892	Graham 20	Edwards 8
1/05	@ Southern Mississippi	72-84	6,615	Edwards 24	Edwards 18
1/10	Cincinnati	72-67	6,502	Boyd 18	Edwards 11
1/12	Louisville	77-66	9,545	Boyd 23	Polite 6
1/14	N Stetson	69-64	3,242	Graham 15	Polite 9
1/19	@ South Carolina (1 OT)	81-80	11,557	Graham 17	Dobard 8
1/21	Arkansas	92-109	10,443	Edwards 24	Edwards 10
1/24	@ Memphis State	66-67	9,500	Polite 20	Polite 11
1/26	@ Virginia Tech	71-60	6,784	Boyd 12	Polite 8
2/02	Tulane	85-79	7,194	Boyd 27	Polite 8
2/07	@ Cincinnati	67-76	10,031	Edwards 22	Polite 8
2/09	@ Louisville	72-88	19,115	Graham 21	Polite 10
2/13	Alabama State	*113-88	4,909	Graham 14	Salters 7
2/16	@ Jacksonville University	99-79	8,491	Boyd 27	Edwards, Ward 5
2/18	@ Syracuse	79-88	29,266	*Edwards 31	Polite 13
2/21	Memphis State	76-64	6,127	Edwards 20	Polite 12
2/23	Virginia Tech	91-79	4,857	Edwards 21	Polite 10
2/26	Southern Mississippi	85-83	7,498	Polite 21	Polite 14
3/02	South Carolina	70-59	10,079	Graham 16	Polite 7
3/07	N South Carolina	65-55	6,522	Edwards 13	Edwards, Polite 10
3/08	N Virginia Tech	91-71	7,569	Graham 23	Polite 9
3/09	N Louisville	76-69	7,244	Edwards 22	Polite, Ward 8
3/14	N Southern California	75-72	18,946	Edwards 24	Edwards 9
3/16	N Indiana	60-82	18,946	Edwards 18	Edwards 14

* Season High
 Total Attendance: 292,338 Average: 9,136
 Home Attendance: 102,350 Average: 7,311

Team and Opponent Highs and Lows

	FSU High	FSU Low	Opponent High	Opponent Low
Field Goals Made	44 vs. Alabama State	21 vs. Texas Southern/USC 3	41 - at UNLV	17 - USC 3
Field Goal Attempts	89 vs. Texas Southern	47 vs. Cincinnati	89 - vs. Texas Southern	47 - vs. South Carolina
Field Goal Percentage	65.9 vs. Virginia Tech 3	32.8 vs. Florida	62.9 - vs. Arkansas	29.5 - vs. Morgan State
Free Throws Made	30 vs. Tulane	7 at Southern Miss	34 - Southern Miss	4 - vs. Texas Southern
Free Throw Percentage	84.2 vs. La Salle	46.7 at Southern Miss	92.9 - vs. Louisville	50 - vs. Florida
3-Point Field Goals Made	11 at Jacksonville	2 vs. several opponents	11 - at UNLV	0 - at Tulane
3-Point Field Goal Percentage	53.8 vs. Louisville	14.3 at Cincinnati	66.7 - at Louisville	0.0 - at Tulane
Rebounds	65 vs. Texas Southern	23 vs. Louisville	50 - at UNLV	19 - vs. Tulane
Personal Fouls	30 at Auburn	8 vs. Southern Miss	29 - vs. Cincinnati	13 - at Memphis State
Points	113 vs. Alabama State	60 vs. Indiana	109 - vs. Arkansas	48 - vs. Morgan State
Assists	27 vs. Virginia Tech 3	6 vs. Florida	33 - at UNLV	5 - vs. Cincinnati
Turnovers	28 at FIU	5 vs. South Carolina	24 - vs. Morgan State	8 - vs. Indiana
Blocked Shots	12 vs. Memphis State		10 - at Stetson	
Steals	17 vs. Morgan State		12 - at FIU, Cincinnati	



Game-By-Game Team Statistics

	FG-FGA	PCT.	FT-FTA	PCT.	REB	PF-DQ	PTS.	AST	TO	BLK	STL
FSU	38-89	.427	15-23	.652	65	13-0	95	8	8	10	6
Texas Southern	30-89	.337	4-8	.500	45	20-0	71	7	12	1	6
FSU	21-64	.328	24-37	.649	41	23-0	68	6	15	4	14
Florida	31-61	.508	16-25	.640	41	23-1	85	9	20	2	7
FSU	32-73	.438	19-30	.633	55	15-0	89	17	10	6	17
Morgan State	18-61	.295	9-14	.643	38	23-0	48	7	24	7	6
FSU	30-70	.429	16-19	.842	43	15-0	83	14	12	2	7
La Salle	30-61	.492	9-15	.600	31	20-0	74	8	14	1	3
FSU	33-67	.493	24-34	.706	36	30-3	96	15	17	4	15
Auburn	33-63	.524	26-34	.765	39	25-1	99	21	17	1	7
FSU	31-61	.508	16-20	.800	38	14-0	80	15	15	11	11
South Florida	28-68	.412	12-19	.632	37	19-1	72	11	16	1	9
FSU	24-64	.375	16-24	.667	34	14-0	69	7	21	2	5
Nevada-Las Vegas	41-79	.519	8-10	.800	50	21-0	101	33	18	8	10
FSU	35-66	.530	20-35	.571	52	27-1	92	13	28	9	14
Florida International	25-62	.403	22-34	.647	35	23-2	73	10	23	2	12
FSU	22-58	.379	14-19	.737	43	30-1	61	9	23	6	3
Tulane	29-64	.453	19-35	.543	40	19-0	77	16	10	4	8
FSU	30-74	.405	7-15	.467	45	28-2	72	18	16	3	7
Southern Mississippi	24-59	.407	34-45	.667	46	15-0	84	16	15	1	7
FSU	26-47	.553	16-32	.500	37	17-0	72	17	23	7	10
Cincinnati	25-70	.357	13-22	.308	35	29-0	67	5	18	1	12
FSU	27-49	.551	16-23	.696	23	15-0	77	9	18	7	8
Louisville	24-64	.375	13-14	.929	39	19-1	66	10	18	4	7
FSU	25-63	.397	15-26	.577	47	14-0	69	17	10	6	3
Stetson	24-72	.333	11-15	.733	44	18-1	64	15	11	10	7
FSU	26-58	.448	23-37	.622	36	24-0	81	15	12	3	10
South Carolina	27-58	.466	21-29	.724	37	25-1	80	15	17	2	6
FSU	36-72	.500	14-20	.700	34	24-0	92	20	21	1	10
Arkansas	39-62	.629	21-25	.840	30	19-0	109	23	16	3	11
FSU	27-58	.466	9-14	.643	40	16-0	66	12	19	7	3
Memphis State	27-73	.370	11-16	.688	39	13-0	67	16	11	3	9
FSU	26-49	.531	16-28	.571	39	17-0	71	15	22	6	5
Virginia Tech	22-59	.373	11-17	.647	29	22-1	60	10	17	2	3
FSU (2)	25-53	.472	30-36	.833	32	17-0	85	8	15	3	9
Tulane (2)	31-53	.585	9-13	.692	19	25-0	79	8	16	2	9
FSU (2)	25-62	.403	14-21	.667	33	23-1	67	12	15	3	7
Cincinnati (2)	23-57	.404	21-29	.724	45	19-0	76	9	19	3	6
FSU (2)	29-71	.408	12-25	.667	42	22-0	72	11	16	1	6
Louisville (2)	30-52	.577	24-29	.828	27	15-0	88	21	11	5	10
FSU	44-69	.638	20-27	.741	43	20-0	113	21	14	5	9
Alabama State	29-73	.397	21-27	.778	30	17-0	88	14	14	1	6
FSU	33-63	.524	22-28	.786	34	26-2	99	12	10	6	4
Jacksonville	26-60	.433	23-33	.697	39	23-2	79	20	12	1	4
FSU	29-69	.420	17-27	.630	44	21-1	79	19	18	2	9
Syracuse	32-64	.500	19-28	.679	41	20-0	88	15	16	9	12
FSU (2)	30-60	.500	7-10	.700	35	15-0	76	11	13	12	8
Memphis State (2)	26-65	.400	10-12	.833	40	19-1	64	10	17	2	8
FSU (2)	31-67	.463	26-34	.765	45	17-0	91	9	18	2	14
Virginia Tech (2)	32-57	.561	10-17	.588	27	22-0	79	15	22	4	11
FSU (2)	34-69	.493	10-15	.667	38	8-0	85	18	7	5	7
Southern Mississippi (2)	32-69	.464	9-12	.750	39	14-0	83	9	11	4	5
FSU (2)	26-55	.470	13-24	.590	29	14-0	70	19	5	3	12
South Carolina (2)	23-47	.490	10-17	.540	34	19-1	59	11	12	3	2
FSU (3)	21-55	.382	19-26	.731	42	22-0	65	12	16	2	7
South Carolina (3)	17-50	.340	16-24	.667	35	20-1	55	14	16	2	8
FSU (3)	34-52	.654	18-24	.750	30	20-0	91	27	16	6	10
Virginia Tech (3)	22-54	.407	19-24	.792	25	21-0	71	10	18	0	5
FSU (3)	25-58	.431	20-26	.769	33	21-0	76	13	12	2	11
Louisville (3)	27-54	.500	10-15	.667	35	23-1	69	16	18	3	4
FSU	25-51	.490	22-35	.629	36	17-0	75	13	16	2	8
Southern California	26-63	.413	16-21	.762	36	27-2	72	13	16	0	6
FSU	24-65	.369	9-15	.600	37	23-2	60	8	11	4	6
Indiana	30-52	.577	15-25	.600	34	15-0	82	24	8	1	5



Game-By-Game Individual Points — Rebounds

Date	Opponent	Aubry Boyd	Chad Copeland	Rodney Dobard	Doug Edwards	Chuck Graham	Lorenzo Hands	Ron Miller	Derrick Myers	Malcolm Nicholas	Michael Polite	Andre Reid	Jesse Salters	Charlie Ward	David White	Game Totals
11 27	TEX SO	14-2	4-0		19-13	8-5	2-0	0-0	0-0	1-1	16-21	7-9	2-1	10-6	12-5	95-63
11 30	UF	3-1	4-0		20-5	10-3		0-0	0-0		22-12	0-7	0-1	4-4	5-5	68-38
12 03	MORGAN	17-4	8-4		13-12	6-4	2-2	3-4	0-1	0-1	15-5	11-8	5-2	4-2	5-3	89-52
12 09	LAS	18-4	0-0	4-3	12-6	16-7		0-1	9-3		24-17	0-0			0-2	83-43
12 15	AU	22-2	6-1	11-8	10-5	18-2		0-0	7-4		21-8	1-2		0-1		96-33
12 18	USF	13-4	0-0	10-6	26-9	10-2			7-4		14-6	0-1	0-0		0-5	80-37
12 22	UNLV	12-3	0-0	8-11	7-4	5-0	2-0	8-0	6-1	3-0	6-2	2-3	4-2	4-1	0-2	69-29
12 29	FIU	3-2	0-0	17-4	12-5	4-2	10-2	2-1	6-3	2-2	14-9	6-9	10-8	4-0	2-3	92-50
1 03	TULANE	6-2	5-0	4-4	17-8	20-7	0-1	0-0	0-4		8-2	1-7	0-3	0-0	0-0	61-38
1 05	USM	7-2	0-0	10-5	24-18	10-4	2-0	0-0	0-1		9-4	4-3	0-0	3-1	3-2	72-40
1 10	UC	18-2		14-6	15-11	11-3		2-0	0-0		6-5	0-1	0-0	4-2	2-5	72-35
1 12	UL	23-3		16-2	11-5	0-1			4-0		6-6	0-0		14-3	3-3	77-23
1 14	STETSON	5-5		7-6	11-4	15-4			0-1		8-9	7-6	2-0	14-7	0-0	69-42
1 19	USC	15-3		5-8	14-5	17-2			4-1		12-7	4-2	0-0	6-2	4-4	81-34
1 21	ARK	16-3	0-0	6-1	24-10	14-4	2-1		0-0		13-8	2-2	0-0	13-3	2-1	92-33
1 24	MEM ST	9-2		8-8	7-7	13-3			2-2		20-11	0-3	2-2	2-1	3-0	66-39
1 26	VA TECH	12-6		8-6	9-4	11-1			8-4		11-8	0-1	5-3	2-0	5-2	71-35
2 02	TULANE	27-2		6-6	12-4	2-1			8-2		17-8	2-1	2-0	7-0	2-1	85-25
2 07	UC	6-6		8-3	22-4	9-0	2-2		0-1		10-8	0-0	0-0	8-6	2-1	67-31
2 09	UL	4-4		2-3	13-8	21-5	0-0		9-3		15-10	0-0	0-3	5-3	3-1	72-40
2 13	ALA ST	12-4	2-2	9-6	9-0	14-5	10-1	5-2	5-0	3-2	12-5	4-3	9-7	9-1	10-2	113-40
2 16	JAX	27-4		4-3	13-5	15-2	0-2		0-1		16-4	4-2	5-3	15-5	0-0	99-31
2 18	SYRACUSE	0-2		11-6	31-8	10-2		3-0	0-1		15-13	0-1		9-3	0-0	79-36
2 21	MEM ST	11-3		18-6	20-5	2-1			2-1		12-12	0-0		11-3	0-2	76-33
2 23	VA TECH	7-0		14-8	21-9	10-3	2-1		0-1		15-10	1-7	5-1	16-3		91-43
2 26	USM	20-3		10-3	19-7	7-2		0-0	0-0		21-14	0-1		8-8		85-38
3 02	USC	13-5		6-4	15-4	16-2			1-0		6-7	3-2	0-0	8-2	2-0	70-26
3 07	USC	9-4		10-7	13-10	7-2			2-1		10-10	0-0		12-5	2-2	65-41
3 08	VA TECH	2-0	2-0	6-4	21-4	23-1	3-1	0-1	0-2	2-1	16-9	2-4	2-0	10-1	2-0	91-28
3 09	UL	10-3		4-2	22-5	9-0			0-1		6-8	0-3	4-3	18-8	3-0	76-33
3 14	SO CAL	12-3		6-8	24-9	9-4			0-0		11-6	0-0	0-0	11-4	2-1	75-35
3 16	IU	6-0		5-3	18-14	8-2			3-1		12-9	0-0	0-0	8-4	0-1	60-34
Total Points:		379	31	247	524	350	37	23	85	11	419	61	57	239	74	2537
Total Rebounds:		93	7	150	227	86	13	9	44	7	273	88	39	89	53	1178

Season Superlatives

- 30-Point Games:** Edwards – 1 (at Syracuse)
- 20-Point Games:** Edwards – 9 (UF, South Florida, Southern Miss, at UC, MSU 2, Virginia Tech, TECH 3, UL 3, S. Cal.)
Polite – 5 (UF, La Salle, Auburn, Memphis St., Southern Miss 2)
Boyd – 5 (Auburn, Louisville, Tulane 2, Syracuse, USM 2)
Graham – 3 (Tulane, at Cincinnati, UL 3)
- 10-Rebound Games:** Polite – 9 (UF, La Salle, Memphis St., at UC, at Syracuse, vs. Memphis State, Virginia Tech, USM 2, UL 3)
Edwards – 5 (Texas So., Morgan St., Southern Miss, Cincinnati, Southern Cal)
Dobard – 1 (UNLV)
- 20-Rebound Games:** Polite – 1 (21 vs. Texas Southern)
- Games as Leading Scorer:** Edwards – 11 (Texas Southern, S. Fla., Southern Miss at Cincinnati, Syracuse, at Memphis State, vs. Virginia Tech, USC 3, UL 3, Southern Cal, Indiana)
Boyd – 8 (MSU, Auburn, UNLV, UC, UL, Memphis St., Tulane 2, Jacksonville)
Graham – 6 (Stetson, at USC, at UC, Ala. St., USC, Virginia Tech 3)
Polite – 4 (UF, La Salle, Memphis St., USM 2)
Dobard – 1 (FIU)
- Games as Leading Rebounder:** Polite – 20 (TSU, UF, La Salle, Auburn, FIU, UL, Stetson, Memphis St., Va. Tech, Tulane 2, at Cincinnati, at Louisville, Syracuse, vs. Memphis State, vs. Virginia Tech, Southern Miss 2, South Carolina 2, South Carolina 3, Va. Tech 3, Louisville 3)
Edwards – 8 (MSU, USF, USM, UC, Jacksonville, Louisville 3, S. Cal, Indiana)
Dobard – 4 (Auburn, UNLV, USC, Jacksonville)
Reid – 1 (Florida International)
Salters – 1 (ASU)
Ward – 1 (Louisville 3)



FSU 95
Texas Southern 71
November 27, 1990
Tallahassee, Florida

FSU Name	Total FG	3-Point FG	FGA	FTA	REB	TP	Texas So. Name	Total FG	3-Point FG	FGA	FTA	REB	TP				
Graham	4	15	0	3	0	5	8	Armwood	1	6	1	4	0	4	3		
Nicholas	0	1	0	0	1	2	1	Tatum	1	1	0	0	0	0	2		
Copeland	1	2	0	0	2	2	0	4	Arceaneux	5	11	0	0	1	3	7	11
Hands	0	1	0	0	2	4	0	2	Dotson	3	9	2	5	0	0	8	8
Ward	3	6	1	1	3	3	6	10	Biggs	0	1	0	0	0	0	3	0
Boyd	6	12	1	3	1	1	2	14	Davis	1	4	0	0	1	2	1	3
Salters	0	0	0	0	2	2	1	2	Younger	15	34	4	16	1	1	8	35
Myers	0	1	0	0	0	0	0	0	Collins	0	5	0	1	2	6	1	1
Miller	0	1	0	1	0	0	0	0	Parker	4	15	0	0	0	0	11	8
White	5	8	2	3	0	0	5	12	Price	0	2	0	2	0	0	0	0
Edwards	9	15	0	0	1	4	13	19	Totals	30	89	7	27	4	8	45	71
Reid	3	8	0	0	1	2	9	7									
Polite	7	18	0	1	2	3	21	16									
Totals	38	89	4	12	15	23	65	95									

Halftime Score: FSU 35, Texas Southern 32
FG%: FSU 42.7%, Texas Southern 33.7%
3 PT FG%: FSU 33.3%, Texas Southern 25.9%
FT%: FSU 65.2%, Texas Southern 50.0%

FSU 68
Florida 85
November 30, 1990
Tallahassee, Florida

FSU Name	Total FG	3-Point FG	FGA	FTA	REB	TP	Florida Name	Total FG	3-Point FG	FGA	FTA	REB	TP				
Graham	9	10	0	2	4	6	3	10	Brown	0	4	0	2	2	2	0	2
Copeland	2	2	0	0	0	0	0	4	Canter	4	6	2	2	0	1	0	10
Ward	2	5	0	0	0	0	4	4	Stewart	1	2	1	2	0	0	0	2
Boyd	1	5	0	2	1	4	1	3	Kulasma	0	0	0	0	0	0	0	0
Salters	0	0	0	0	0	1	1	0	Garcia	1	3	0	1	6	6	3	8
Myers	0	1	0	0	0	0	0	0	Roen	0	3	0	0	0	0	7	0
Miller	0	0	0	0	0	0	0	0	Poolie	4	9	0	0	0	0	7	8
White	1	3	0	1	3	5	5	5	Grimmsley	3	4	0	0	0	1	1	6
Edwards	7	20	1	2	5	7	5	20	Hogan	5	7	4	6	2	2	1	6
Reid	0	3	0	0	0	0	7	0	Ulavi	0	1	0	0	0	0	0	0
Polite	5	14	1	1	11	14	12	22	Chalman	7	10	0	0	3	7	10	17
Totals	21	64	2	8	24	37	41	68	Davis	6	12	0	0	3	6	5	15

Halftime Score: FSU 30, Florida 39
FG%: FSU 32.8%, Florida 50.8%
3 PT FG%: FSU 25.0%, Florida 53.8%
FT%: FSU 64.9%, Florida 64.0%

FSU 89
Morgan State 48
December 3, 1990
Tallahassee, Florida


FSU Name	Total FG	3-Point FG	FGA	FTA	REB	TP	Morgan State Name	Total FG	3-Point FG	FGA	FTA	REB	TP				
Graham	3	10	0	0	0	4	6	Hoggans	3	6	1	3	0	0	1	7	
Nicholas	0	0	0	0	0	2	1	0	McCoy	1	12	0	6	4	4	5	6
Copeland	2	9	1	4	3	4	4	8	Rhodes	3	5	2	4	2	4	2	10
Hands	1	2	0	1	0	0	2	2	Sellers	0	0	0	0	0	0	1	0
Ward	1	3	0	0	2	4	2	4	Parker	1	7	0	1	0	0	8	2
Boyd	6	10	3	5	2	4	4	17	Sanders	0	0	0	0	0	0	0	0
Salters	2	4	0	0	1	2	2	5	Smith	2	12	0	2	0	0	4	4
Myers	0	1	0	0	0	0	1	0	Baron	0	0	0	0	1	2	0	1
Miller	1	4	1	2	0	0	4	3	Adams	4	9	0	0	0	0	6	8
White	2	5	1	1	0	0	3	5	Haynes	4	10	0	4	2	4	4	10
Edwards	4	8	0	1	5	6	12	13	Totals	18	61	3	20	9	14	38	48
Reid	4	7	0	0	3	3	8	11									
Polite	6	10	0	0	3	5	5	15									
Totals	32	73	6	14	19	30	55	89									

Halftime Score: FSU 50, Morgan State 22
FG%: FSU 43.6%, Morgan State 29.5%
3 PT FG%: FSU 42.9%, Morgan State 15.0%
FT%: FSU 63.3%, Morgan State 64.3%

FSU 83
La Salle 74
December 9, 1990
Tallahassee, Florida

FSU Name	Total FG	3-Point FG	FGA	FTA	REB	TP	La Salle Name	Total FG	3-Point FG	FGA	FTA	REB	TP				
Graham	6	19	3	7	1	2	7	16	Overton	11	26	1	3	2	2	2	25
Copeland	0	1	0	1	0	0	0	0	President	1	2	0	0	0	0	6	2
Boyd	1	16	4	12	0	0	4	18	Neubauer	2	6	1	4	0	0	1	5
Myers	1	2	0	1	7	8	3	9	Hurd	7	14	3	7	3	3	7	20
Miller	0	1	0	1	0	0	1	0	Stock	1	2	0	0	0	0	0	2
White	0	0	0	0	0	0	2	0	Lieverst	3	6	0	0	3	7	12	9
Edwards	5	9	0	0	2	3	6	12	Holland	5	5	0	0	0	1	1	10
Dobard	2	4	0	0	0	0	3	4	Shelton	0	0	0	0	1	2	0	1
Reid	0	0	0	0	0	0	0	0	Totals	30	61	5	14	9	15	31	74
Polite	9	18	0	2	6	6	17	24									
Totals	30	70	7	24	16	19	43	83									

Halftime Score: FSU 45, La Salle 34
FG%: FSU 42.9%, La Salle 49.2%
3 PT FG%: FSU 29.2%, La Salle 35.7%
FT%: FSU 84.2%, La Salle 60.0%



Doug Edwards led the Seminoles in scoring from game one right through the second round of the NCAA Tournament.

FSU 96
Auburn 99
December 15, 1990
Auburn, Alabama

FSU Name	Total FG	3-Point FG	FGA	FTA	REB	TP	Auburn Name	Total FG	3-Point FG	FGA	FTA	REB	TP				
Graham	5	12	2	5	6	8	2	18	Wrencher	0	0	0	0	0	0	1	0
Copeland	1	2	1	2	3	5	1	6	Person	4	11	1	4	6	7	3	15
Ward	0	0	0	0	0	0	1	0	Gallon	2	6	2	4	7	10	6	13
Boyd	9	14	2	3	2	5	2	22	Patrick	2	4	2	3	1	2	3	7
Myers	3	6	0	0	1	2	4	7	Battle	7	11	2	2	6	6	2	22
Miller	0	0	0	0	0	0	0	0	Caylor	5	9	0	2	1	2	8	11
Edwards	5	10	0	1	2	2	5	10	Mckie	9	12	0	0	4	5	4	22
Dobard	5	7	0	0	1	1	3	11	Arnold	1	3	0	0	0	0	6	2
Reid	0	1	0	0	1	2	2	1	Brandt	1	5	0	0	0	0	3	2
Polite	6	15	1	2	8	9	6	21	Simms	2	2	0	0	1	2	1	5
Totals	33	67	6	13	24	34	36	96	Totals	33	63	7	15	26	34	39	99

Halftime Score: FSU 37, Auburn 46
FG%: FSU 49.3%, Auburn 52.4%
3 PT FG%: FSU 46.2%, Auburn 48.7%
FT%: FSU 70.6%, Auburn 76.5%

FSU 80
South Florida 72
December 18, 1990
Tallahassee, Florida

FSU Name	Total FG	3-Point FG	FGA	FTA	REB	TP	South Florida Name	Total FG	3-Point FG	FGA	FTA	REB	TP				
Graham	4	7	0	1	2	2	2	10	Taylor	7	16	3	8	5	6	5	22
Copeland	0	1	0	0	0	0	0	0	Lewis	3	7	0	0	3	4	10	9
Boyd	5	13	2	6	1	2	4	13	Alexander	7	17	0	0	1	3	9	15
Salters	0	1	0	0	0	0	0	0	Dobras	6	17	1	4	1	2	2	14
Myers	1	3	0	0	5	6	4	7	Russell	3	4	0	0	1	2	4	7
White	0	2	0	2	0	0	5	0	D. Williams	0	0	0	0	0	0	0	0
Edwards	10	16	0	0	6	6	9	26	Armstrong	2	6	0	2	1	2	0	5
Dobard	5	9	0	0	0	0	6	10	Risay	0	1	0	0	0	0	2	0
Reid	0	0	0	0	0	0	1	0	Totals	28	68	4	14	12	19	37	72
Polite	6	9	0	2	2	4	6	14									
Totals	31	61	2	11	16	20	38	80									

Halftime Score: FSU 42, South Florida 30
FG%: FSU 50.8%, South Florida 41.2%
3 PT FG%: FSU 18.2%, South Florida 28.6%
FT%: FSU 80.0%, South Florida 63.2%



FSU 69
Nevada-Las Vegas 101
December 22, 1990
Las Vegas, Nevada

FSU Name	Total FG	FGA	3-Point FG	FGA	FT	FTA	REB	TP	UNLV Name	Total FG	FGA	3-Point FG	FGA	FT	FTA	REB	TP
Graham	2	7	0	3	1	1	0	5	Bice	2	6	2	5	0	0	1	6
Nicholas	1	1	1	1	0	0	0	3	Johnson	6	10	0	1	1	2	8	13
Copeland	0	0	0	0	0	0	0	0	Hunt	8	16	5	9	0	0	3	21
Hands	1	1	0	0	0	0	0	2	Gray	2	6	1	2	0	0	5	5
Ward	1	2	0	0	2	4	1	4	Spencer	5	8	0	0	2	3	2	12
Boyd	3	11	2	8	4	4	3	12	Rice	1	2	0	0	0	0	2	2
Salters	2	3	0	0	0	0	2	4	Waldman	1	2	1	2	0	0	1	3
Myers	4	8	0	0	0	0	1	8	Augmon	6	11	1	3	2	2	12	15
Miller	2	2	2	2	2	2	0	8	Joyce	2	2	0	0	0	0	4	4
White	0	1	0	0	0	0	2	0	Ackles	5	9	0	0	1	1	5	11
Edwards	2	8	0	0	3	4	4	7	Anthony	3	7	1	4	2	2	1	9
Dobard	4	11	0	0	0	2	11	8	Jeter	0	0	0	0	0	0	0	0
Reid	1	5	0	0	0	0	3	2	Totals	41	79	11	26	8	10	50	101
Polite	1	4	0	0	4	5	2	6									

Totals 24 64 5 14 16 24 34 69
Halftime Score: FSU 30, Nevada-Las Vegas 46
FG%: FSU 37.5%, Nevada-Las Vegas 51.9%
3 PT FG%: FSU 35.7%, Nevada-Las Vegas 42.3%
FT%: FSU 66.7%, Nevada-Las Vegas 60.0%

FSU 92
Florida International 73
December 29, 1990
Miami, Florida

FSU Name	Total FG	FGA	3-Point FG	FGA	FT	FTA	REB	TP	FIU Name	Total FG	FGA	3-Point FG	FGA	FT	FTA	REB	TP
Graham	2	5	0	2	0	0	2	4	Lewis	3	10	0	1	1	2	4	7
Nicholas	1	1	0	0	0	0	2	2	Gibeaux	4	8	0	1	0	0	2	8
Copeland	0	0	0	0	0	2	0	0	Pinder	3	5	0	0	2	2	1	8
Hands	3	8	2	2	2	4	2	10	Greer	2	3	0	0	1	2	2	5
Ward	2	2	0	0	0	0	0	4	Dixon	0	1	0	0	2	2	4	2
Boyd	1	6	0	2	1	2	2	3	Thompson	3	10	1	3	1	4	6	8
Salters	4	6	0	0	2	3	6	10	Caudle	0	1	0	0	0	0	0	0
Myers	2	2	0	0	2	6	3	6	Jones	0	5	0	0	2	4	0	2
Miller	0	2	0	0	2	2	1	2	Stewart	8	15	0	1	10	11	14	26
White	1	1	0	0	0	0	3	2	Steinberg	2	4	0	0	3	7	1	7
Edwards	5	8	0	0	2	3	5	12	Totals	25	62	1	6	22	34	35	73
Dobard	8	10	0	0	1	3	4	17									
Reid	2	6	0	0	2	4	9	6									
Polite	4	7	0	0	6	6	9	14									

Totals 35 66 2 6 20 35 52 92
Halftime Score: FSU 40, Florida International 35
FG%: FSU 53.0%, Florida International 40.3%
3 PT FG%: FSU 33.3%, Florida International 16.7%
FT%: FSU 57.1%, Florida International 64.7%

FSU 61
Tulane 77
January 3, 1991
New Orleans, Louisiana

FSU Name	Total FG	FGA	3-Point FG	FGA	FT	FTA	REB	TP	Tulane Name	Total FG	FGA	3-Point FG	FGA	FT	FTA	REB	TP
Boyd	2	7	0	2	2	2	2	6	Whitmore	2	10	0	0	0	0	1	4
Edwards	8	15	1	1	0	0	8	17	Reed	5	17	0	0	2	8	13	12
Dobard	1	5	0	0	2	3	4	4	Popp	1	2	0	0	0	1	2	2
Graham	8	16	1	6	3	5	7	20	Gary	2	4	0	1	5	7	2	9
Myers	0	1	0	0	0	0	4	0	Hunter	3	3	0	0	0	2	3	6
Copeland	1	3	1	3	2	2	0	5	Lewis	6	10	0	1	5	7	2	17
Hands	0	1	0	1	0	0	1	0	Christian	4	6	0	2	2	2	1	10
Ward	0	3	0	0	0	0	0	0	Harman	3	8	0	1	4	6	6	10
Salters	0	0	0	0	0	0	3	0	Petty	3	4	0	0	1	2	3	7
Miller	0	1	0	0	0	0	0	0	Totals	29	64	0	5	19	35	40	77
White	0	0	0	0	0	0	0	0									
Reid	0	0	0	0	1	2	7	1									
Polite	2	6	0	0	4	5	2	8									

Totals 22 58 3 13 14 19 43 61
Halftime Score: FSU 29, Tulane 29
FG%: FSU 37.9%, Tulane 45.3%
3 PT FG%: FSU 23.1%, Tulane 0.0%
FT%: FSU 73.7%, Tulane 54.3%

FSU 72
Southern Miss 84
January 5, 1991
Hattiesburg, Mississippi

FSU Name	Total FG	FGA	3-Point FG	FGA	FT	FTA	REB	TP	Southern Miss Name	Total FG	FGA	3-Point FG	FGA	FT	FTA	REB	TP
Boyd	2	7	1	2	2	4	2	7	Rembert	1	6	0	2	3	6	4	5
Myers	0	2	0	2	0	0	1	0	Johnson	3	9	1	2	6	8	4	13
Edwards	10	16	1	2	3	5	16	24	Crane	8	16	1	3	3	4	1	20
Dobard	5	14	0	0	0	0	5	10	Jenkins	6	10	0	0	8	11	15	20
Polite	4	8	1	1	1	4	9	9	Weatherspoon	2	9	0	1	12	14	16	16
Copeland	0	1	0	1	0	0	0	0	Lacey	0	0	0	0	0	0	0	0
Graham	4	11	1	5	1	4	4	10	Courtney	3	4	0	0	2	2	1	8
White	1	4	1	1	0	0	2	3	Dale	0	1	0	0	0	0	0	0
Reid	2	3	0	0	0	0	3	4	Haslett	1	2	0	1	0	0	2	2
Salters	0	1	0	0	0	0	0	0	Mesler	0	2	0	2	0	0	0	0
Miller	0	0	0	0	0	0	0	0	Totals	24	59	2	11	34	45	46	84
Hands	1	1	0	0	0	0	0	2									
Ward	1	4	0	0	1	1	1	3									

Totals 30 74 5 14 7 15 45 72
Halftime Score: FSU 33, Southern Miss 36
FG%: FSU 40.5%, Southern Miss 40.7%
3 PT FG%: FSU 45.5%, Southern Miss 18.2%
FT%: FSU 46.7%, Southern Miss 66.7%



Charlie Ward took over as the starter at point guard in FSU's 72-67 win over Cincinnati.



FSU Cincinnati		72 67		January 10, 1991 Tallahassee, Florida									
FSU Name	Total FG FGA	3-Point FG FGA	FT	FTA	REB	TP	Cincinnati Name	Total FG FGA	3-Point FG FGA	FT	FTA	REB	TP
Graham	4 6	1 2	2 4	3 11			Gibson	0 1	0 1	0 0	0 0	0 0	
Ward	0 1	0 0	4 6	2 4			Robinson	4 11	0 0	2 2	7 10		
Boyd	6 11	2 6	4 4	2 18			Williams	0 3	0 0	0 0	0 1	0	
Salters	0 0	0 0	0 0	0 0			Banks	8 18	0 2	5 8	6 21		
Myers	0 0	0 0	0 0	0 0			Bostic	0 1	0 0	0 0	0 2	0	
Miller	0 0	0 0	2 2	0 2			Jones	2 5	1 1	0 1	6 5		
White	1 4	0 1	0 5	5 2			Reichenecker	0 0	0 0	0 0	0 0	0	
Edwards	6 7	1 1	2 3	11 15			Starks	5 15	2 3	1 3	8 13		
Dobard	7 11	0 0	2 6	14			Scott	0 2	0 0	0 2	1 1		
Reid	0 1	0 0	0 0	1 0			Jackson	6 14	1 6	4 6	1 17		
Polite	2 6	0 0	2 6	5 6									
Totals	26 47	4 10	16 32	37 72			Totals	25 70	4 13	13 22	35 67		

Halftime Score: FSU 31, Cincinnati 23
 FG%: FSU 55.3%, Cincinnati 35.7%
 3 PT FG%: FSU 40.0%, Cincinnati 20.3%
 FT%: FSU 50.0%, Cincinnati 59.1%

FSU Louisville		77 66		January 12, 1991 Tallahassee, Florida									
FSU Name	Total FG FGA	3-Point FG FGA	FT	FTA	REB	TP	Louisville Name	Total FG FGA	3-Point FG FGA	FT	FTA	REB	TP
Graham	0 1	0 0	0 0	1 0			Case	0 2	0 1	0 0	0 2	0	
Ward	4 5	1 2	5 7	3 14			Brewer	4 8	1 2	2 2	3 11		
Boyd	9 15	5 8	0 0	3 23			Webb	1 3	0 0	0 2	2 0	0	
Myers	2 3	0 0	0 0	0 4			Stone	0 2	0 0	0 0	0 1	0	
White	1 1	1 1	0 0	3 3			Smith	1 7	0 4	2 2	0 5	4	
Edwards	4 11	0 2	3 4	5 11			Smith	9 16	0 0	0 0	11 15		
Dobard	6 7	0 0	4 6	2 16			Holden	4 9	0 1	5 6	6 11	13	
Reid	0 0	0 0	0 0	0 0			Sullivan	5 15	4 11	0 0	0 14		
Polite	1 6	0 0	4 6	6 6			Wingfield	0 2	0 0	0 2	2 2	0	
Totals	27 49	7 13	16 23	23 77			Totals	24 64	5 19	13 14	39 66		

Halftime Score: FSU 37, Louisville 28
 FG%: FSU 55.1%, Louisville 37.5%
 3 PT FG%: FSU 53.8%, Louisville 26.3%
 FT%: FSU 69.6%, Louisville 92.9%

FSU Stetson		69 64		January 14, 1991 Orlando, Florida									
FSU Name	Total FG FGA	3-Point FG FGA	FT	FTA	REB	TP	Stetson Name	Total FG FGA	3-Point FG FGA	FT	FTA	REB	TP
Graham	5 11	2 2	3 3	4 15			Williams	4 10	0 0	0 0	15 8		
Ward	5 11	1 4	3 6	7 14			Wilkes	0 1	0 1	0 0	0 0	0	
Boyd	2 11	1 7	0 0	5 5			Brisker	9 20	3 8	3 4	3 24		
Salters	1 1	0 0	0 1	0 2			Ireland	4 13	1 6	0 0	4 9		
Myers	0 0	0 0	0 1	0 0			Conner	0 1	0 1	0 0	1 0		
White	0 1	0 1	0 0	0 0			Horn	3 11	1 4	4 4	7 11		
Edwards	4 10	0 2	3 4	4 11			Desiderio	0 6	0 0	0 0	0 3	0	
Dobard	3 5	0 0	1 2	6 7			Dumas	3 9	0 0	3 5	7 9		
Reid	2 3	0 0	3 4	6 7			Sampson	1 1	0 0	1 2	2 3		
Polite	3 10	0 0	2 6	9 8									
Totals	25 63	4 15	15 26	47 69			Totals	24 72	5 20	11 15	44 64		

Halftime Score: FSU 27, Stetson 33
 FG%: FSU 39.7%, Stetson 33.3%
 3 PT FG%: FSU 25.0%, Stetson 25.0%
 FT%: FSU 57.7%, Stetson 73.3%

FSU South Carolina		81 80		January 19, 1991 Columbia, South Carolina									
FSU Name	Total FG FGA	3-Point FG FGA	FT	FTA	REB	TP	So. Carolina Name	Total FG FGA	3-Point FG FGA	FT	FTA	REB	TP
Edwards	4 9	1 2	5 7	5 14			Leso	0 3	0 0	2 2	3 2		
Polite	3 5	0 0	6 10	7 12			Glover	3 7	0 1	2 2	5 8		
Dobard	2 5	0 0	1 4	8 5			Roulston	5 9	0 0	3 4	7 13		
Ward	1 6	0 4	6 2	6			English	8 15	3 6	3 6	4 22		
Boyd	5 10	3 7	2 3	15			Popovic	2 2	1 1	2 2	3 7		
Graham	7 13	2 4	1 2	2 17			Wilson	2 3	0 0	0 2	6 6		
Reid	2 4	0 0	0 0	2 4			Watson	3 7	0 0	1 2	2 7		
Myers	0 1	0 0	4 4	1 4			Manning	4 11	1 3	6 9	1 15		
White	2 3	0 0	0 0	4 4			Rhett	0 1	0 0	0 0	3 0		
Salters	0 0	0 0	0 0	0 0			Ighiatovic	0 0	0 0	0 0	0 0		
Totals	26 59	6 17	2 37	36 81			Totals	27 58	5 11	21 29	37 80		

Halftime Score: FSU 35, South Carolina 30
 FG%: FSU 44.8%, South Carolina 46.6%
 3 PT FG%: FSU 35.3%, South Carolina 45.5%
 FT%: FSU 62.2%, South Carolina 72.4%

FSU Arkansas		92 109		January 21, 1991 Tallahassee, Florida									
FSU Name	Total FG FGA	3-Point FG FGA	FT	FTA	REB	TP	Arkansas Name	Total FG FGA	3-Point FG FGA	FT	FTA	REB	TP
Graham	5 10	1 5	3 3	4 14			Day	11 15	3 4	5 6	9 30		
Copeland	0 0	0 0	0 0	0 0			Majberry	6 14	3 4	1 3	4 16		
Hands	1 4	0 2	0 0	1 2			Murphy	0 0	0 0	0 0	0 1	0	
Ward	6 12	1 4	0 0	3 13			Bowers	6 9	3 3	1 2	2 16		
Boyd	6 13	4 11	0 0	3 16			Biley	0 0	0 0	0 0	0 0	0	
Salters	0 0	0 0	0 0	0 0			Miller	5 6	0 0	2 2	3 12		
Myers	0 1	0 0	0 0	0 0			Huery	5 10	1 5	6 6	4 17		
White	1 2	0 0	0 0	1 2			Fletcher	0 1	0 0	0 0	1 0		
Edwards	9 16	0 4	6 7	10 24			Wallace	3 4	0 0	2 2	2 6		
Dobard	3 3	0 0	0 2	1 6			Morris	3 3	0 0	4 4	4 10		
Reid	1 2	0 0	0 0	2 2			Davis	0 0	0 0	0 0	0 0	0	
Polite	4 9	0 0	5 8	8 13									
Totals	36 72	6 26	14 20	34 92			Totals	39 62	10 16	21 25	30 109		

Halftime Score: FSU 57, Arkansas 62
 FG%: FSU 50.0%, Arkansas 62.9%
 3 PT FG%: FSU 23.1%, Arkansas 62.5%
 FT%: FSU 70.0%, Arkansas 84.0%

FSU Memphis State		66 67		January 24, 1991 Memphis, Tennessee									
FSU Name	Total FG FGA	3-Point FG FGA	FT	FTA	REB	TP	Memphis State Name	Total FG FGA	3-Point FG FGA	FT	FTA	REB	TP
Polite	7 11	0 0	6 8	11 20			Smith	1 7	0 0	0 0	3 1		
Edwards	3 7	0 0	1 4	7 7			Douglas	2 3	0 0	3 8	13 7		
Dobard	4 7	0 0	0 0	8 8			Mundt	4 18	0 0	1 1	12 9		
Boyd	3 9	1 2	2 2	2 9			Perry	9 21	1 3	3 3	3 12		
Ward	1 4	0 2	0 0	1 2			Madlock	4 9	1 2	4 4	2 13		
Reid	0 3	0 0	0 0	3 0			Young	2 3	0 1	0 0	4 4		
Myers	1 1	0 0	0 0	2 2			Alan	4 6	0 0	0 0	2 8		
Graham	6 11	1 3	0 0	3 13			McLaughlin	0 2	0 1	0 0	0 0		
Salters	1 4	0 0	0 0	2 2			Nash	0 1	0 0	0 0	1 0		
White	1 1	1 1	0 0	0 3			Smith	1 3	0 1	0 0	0 2		
							Spiva	0 0	0 0	0 0	0 0		
Totals	27 58	3 8	9 14	40 66			Totals	27 73	2 8	11 16	39 67		

Halftime Score: FSU 32, Memphis State 31
 FG%: FSU 46.6%, Memphis State 37.0%
 3 PT FG%: FSU 37.5%, Memphis State 25.0%
 FT%: FSU 64.3%, Memphis State 68.8%

FSU Virginia Tech		71 60		January 26, 1991 Blacksburg, Virginia									
FSU Name	Total FG FGA	3-Point FG FGA	FT	FTA	REB	TP	Virginia Tech Name	Total FG FGA	3-Point FG FGA	FT	FTA	REB	TP
Polite	5 7	1 1	0 0	8 11			Rivers	3 13	0 0	4 4	6 10		
Edwards	3 7	0 0	3 3	4 9			Wilson	1 3	0 0	2 3	6 4		
Dobard	4 6	0 0	0 2	6 8			Carruth	0 1	0 0	0 2	6 0		
Boyd	2 5	0 2	8 12	6 12			Jackson	2 8	0 2	0 0	3 4		
Ward	1 1	0 0	2 0	2 0			Punell	4 9	2 4	1 2	2 11		
Salters	2 6	0 0	1 2	3 5			Moss	8 15	2 5	2 2	1 20		
Myers	2 4	0 0	4 4	4 7			Wheeler	0 0	0 0	0 0	0 0		
Graham	5 10	1 4	0 3	1 11			Williams	2 4	1 1	2 4	0 7		
White	2 2	1 1	0 0	2 5			Herbster	1 3	0 0	0 0	1 2		
Reid	0 1	0 0	0 0	1 0			Elliott	1 1	0 0	0 0	0 0		
							Corker	0 2	0 2	0 0	0 2		
Totals	26 49	3 8	16 28	39 71			Totals	22 59	5 14	11 17	29 60		

Halftime Score: FSU 31, Virginia Tech 25
 FG%: FSU 53.1%, Virginia Tech 37.3%
 3 PT FG%: FSU 37.5%, Virginia Tech 35.7%
 FT%: FSU 57.1%, Virginia Tech 64.7%

FSU Tulane		85 79		February 2, 1991 Tallahassee, Florida									
FSU Name	Total FG FGA	3-Point FG FGA	FT	FTA	REB	TP	Tulane Name	Total FG FGA	3-Point FG FGA	FT	FTA	REB	TP
Graham	1 5	0 1	0 0	1 2			Gary	2 3	2 2	4 4	0 10		
Ward	2 7	0 1	3 4	0 7			Hunter	4 5	2 3	0 0	3 10		
Boyd	8 12	5 7	6 6	2 27			Lewis	6 13	1 2	2 4	4 19		
Salters	1 2	0 0	0 0	0 2			Christian	3 7	2 5	2 3	0 10		
Myers	1 2	0 1	6 6	2 6			Whitmore	4 6	1 2	0 0	0 5		
White	1 2	0 0	0 2	1 2			Hartman	5 6	0 0	0 0	3 10		
Edwards	4 9	0 1	4 6	4 12			Perry	1 3	0 0	1 2	1 3		
Dobard	3 7	0 0	0 0	6 6			Popp	1 3	0 0	0 0	0 2		
Reid	0 0	0 0	2 2	1 2			Reed	3 7	0 0	0 0	5 6		
Polite	4 7	0 0	9 10	6 17									
Totals	25 53	5 11	30 36	32 85			Totals	31 53	8 14	9 13	19 79		

Halftime Score: FSU 39, Tulane 25
 FG%: FSU 47.2%, Tulane 58.5%
 3 PT FG%: FSU 45.5%, Tulane 57.1%
 FT%: FSU 83.3%, Tulane 69.2%



FSU Cincinnati 67 February 7, 1991 Cincinnati, Ohio

Box score for FSU Cincinnati vs Cincinnati, Ohio, February 7, 1991. Includes player stats for FSU and Cincinnati, and summary statistics.

FSU Syracuse 79 February 18, 1991 Syracuse, New York

Box score for FSU Syracuse vs Syracuse, New York, February 18, 1991. Includes player stats for FSU and Syracuse, and summary statistics.

FSU Louisville 72 February 9, 1991 Louisville, Kentucky

Box score for FSU Louisville vs Louisville, Kentucky, February 9, 1991. Includes player stats for FSU and Louisville, and summary statistics.

FSU Memphis State 76 February 21, 1991 Tallahassee, Florida

Box score for FSU Memphis State vs Tallahassee, Florida, February 21, 1991. Includes player stats for FSU and Memphis State, and summary statistics.

FSU Alabama State 113 February 13, 1991 Tallahassee, Florida

Box score for FSU Alabama State vs Tallahassee, Florida, February 13, 1991. Includes player stats for FSU and Alabama State, and summary statistics.

FSU Virginia Tech 91 February 23, 1991 Tallahassee, Florida


Box score for FSU Virginia Tech vs Tallahassee, Florida, February 23, 1991. Includes player stats for FSU and Virginia Tech, and summary statistics.

FSU Jacksonville 99 February 16, 1991 Jacksonville, Florida

Box score for FSU Jacksonville vs Jacksonville, Florida, February 16, 1991. Includes player stats for FSU and Jacksonville, and summary statistics.

FSU So. Mississippi 85 February 26, 1991 Tallahassee, Florida

Box score for FSU So. Mississippi vs Tallahassee, Florida, February 26, 1991. Includes player stats for FSU and So. Mississippi, and summary statistics.



Rodney Dobard finished the 1991 Metro Tournament with a slam dunk and Doug Edwards and Derrick Myers celebrated the Seminoles first-ever Metro Tournament Championship.

FSU		70		March 2, 1991	
South Carolina		59		Tallahassee, Florida	
FSU Name	Total FG FGA	3-Point FG FGA	FT FTA	REB	TP
Graham	6 12	2 6	2 2	2 16	
Ward	3 6	0 0	2 2	2 8	
Boyd	5 13	3 10	0 0	5 13	
Salters	0 0	0 0	0 0	0 0	
Myers	0 0	0 0	1 2	0 1	
White	1 3	0 1	0 0	0 2	
Edwards	5 9	0 0	0 5	4 15	
Dobard	3 5	0 0	0 1	4 6	
Reid	1 1	0 0	1 2	2 3	
Polite	2 6	0 1	2 6	7 6	
Totals	26 55	5 19	13 24	29	70
Halftime Score: FSU 30, South Carolina 25					
FG%: FSU 47.0%, South Carolina 49.0%					
3 PT FG%: FSU 26.0%, South Carolina 27.0%					
FT%: FSU 59.0%, South Carolina 54.0%					

FSU		65		March 7, 1991	
South Carolina		55		Roanoke, Virginia	
FSU Name	Total FG FGA	3-Point FG FGA	FT FTA	REB	TP
Edwards	2 8	0 0	9 10	10 13	
Polite	3 7	0 0	4 7	10 10	
Dobard	5 12	0 0	0 0	7 10	
Ward	4 9	2 5	2 2	5 12	
Boyd	4 9	0 4	1 2	4 9	
Reid	0 1	0 0	0 0	0 0	
Graham	2 8	2 5	1 2	2 7	
Myers	0 0	0 0	2 2	1 2	
White	1 1	0 0	0 1	2 2	
Totals	21 55	4 14	19 26	42	65
Halftime Score: FSU 26, South Carolina 26					
FG%: FSU 38.2%, South Carolina 34.0%					
3 PT FG%: FSU 28.6%, South Carolina 27.8%					
FT%: FSU 73.1%, South Carolina 66.7%					

FSU		91		March 8, 1991	
Virginia Tech		71		Roanoke, Virginia	
FSU Name	Total FG FGA	3-Point FG FGA	FT FTA	REB	TP
Edwards	7 11	1 1	6 9	4 21	
Polite	5 8	1 1	5 6	9 16	
Dobard	2 3	0 0	2 2	4 6	
Ward	5 6	0 0	0 0	1 10	
Boyd	3 3	0 2	0 0	0 2	
Graham	9 12	3 5	2 2	1 23	
Reid	1 3	0 0	0 0	4 2	
Hands	1 2	0 0	1 3	1 3	
Myers	0 1	0 0	0 0	2 0	
Salters	1 1	0 0	0 0	0 2	
White	1 1	0 0	0 0	0 2	
Copeland	0 0	0 0	2 2	0 0	
Miller	0 0	0 0	0 1	0 0	
Nicholas	1 1	0 0	0 0	1 2	
Totals	34 52	5 9	18 24	30	91
Halftime Score: FSU 49, Virginia Tech 29					
FG%: FSU 65.4%, Virginia Tech 40.7%					
3 PT FG%: FSU 55.6%, Virginia Tech 47.1%					
FT%: FSU 75.0%, Virginia Tech 79.2%					

FSU		76		March 9, 1991	
Louisville		69		Roanoke, Virginia	
FSU Name	Total FG FGA	3-Point FG FGA	FT FTA	REB	TP
Edwards	7 11	0 1	8 8	5 22	
Polite	2 5	0 2	2 5	8 6	
Dobard	2 4	0 0	0 0	2 4	
Ward	6 13	2 4	4 4	8 18	
Boyd	3 10	2 7	2 2	3 10	
Graham	2 9	2 5	3 4	0 9	
Reid	0 0	0 0	0 0	3 0	
White	1 2	0 0	1 3	0 3	
Salters	2 4	0 1	0 0	3 4	
Myers	0 0	0 0	0 0	1 0	
Totals	25 58	6 20	20 26	33	76
Halftime Score: FSU 34, Louisville 45					
FG%: FSU 43.1%, Louisville 50.0%					
3 PT FG%: FSU 30.0%, Louisville 35.7%					
FT%: FSU 76.9%, Louisville 66.7%					

FSU		75		March 14, 1991	
So. California		72		Louisville, Kentucky	
FSU Name	Total FG FGA	3-Point FG FGA	FT FTA	REB	TP
Edwards	9 13	0 0	6 10	9 24	
Polite	4 10	0 0	3 5	6 11	
Dobard	2 3	0 0	2 4	8 6	
Ward	3 5	2 3	3 4	4 11	
Boyd	2 10	0 5	9 12	3 12	
Graham	4 8	1 2	0 0	4 9	
Myers	0 0	0 0	0 0	0 0	
Salters	0 1	0 0	0 0	0 0	
Reid	0 0	0 0	0 0	0 0	
White	1 1	0 0	0 0	1 2	
Totals	25 51	3 10	22 35	36	75
Halftime Score: FSU 38, Southern California 38					
FG%: FSU 49.0%, Southern California 41.3%					
3 PT FG%: FSU 30.0%, Southern California 23.5%					
FT%: FSU 62.9%, Southern California 76.2%					

FSU		60		March 16, 1991	
Indiana		82		Louisville, Kentucky	
FSU Name	Total FG FGA	3-Point FG FGA	FT FTA	REB	TP
Edwards	8 16	1 1	1 3	14 18	
Polite	5 13	0 0	2 5	9 12	
Dobard	2 3	0 0	1 2	3 5	
Ward	2 9	0 1	2 2	4 8	
Boyd	2 8	0 3	2 2	0 6	
Graham	3 8	1 4	1 1	2 8	
Reid	0 2	0 0	0 0	0 0	
Myers	1 2	1 2	0 0	1 3	
White	0 2	0 1	0 0	1 0	
Salters	0 2	0 0	0 0	0 0	
Totals	24 65	3 12	9 15	37	60
Halftime Score: FSU 38, Indiana 32					
FG%: FSU 36.9%, Indiana 57.7%					
3 PT FG%: FSU 25.0%, Indiana 53.8%					
FT%: FSU 60.0%, Indiana 60.0%					