




**Statistics:
The Record Book**









All-Time Records

Most Points

Game: 46, Ron King vs. Georgia Southern, 1970 - 71
Season: 743, Jim Oler, 1955 - 56
Career: 1820, Jim Oler, 1952 - 56

Most Field Goals

Game: 21, Ron King vs. Georgia Southern, 1970 - 71
Season: 260, Alton Lee Gipson, 1983 - 84
Career: 640, Mickey Dillard, 1976 - 81

Most Field Goal Attempts

Game: 37, Ham Wernke vs. Tampa, 1952 - 53
Career: 1308, Ham Wernke, 1951 - 55

Best Field Goal Percentage

Game: 94.1 (16 - 17), Murray Brown vs. Auburn, 1978 - 79
Season: 69.1 (237 - 343), Murray Brown, 1978 - 79
Career: 66.8 (566 - 847), Murray Brown, 1976 - 80

Most Free Throws

Game: 22, Jim Oler vs. Rollins, 1954 - 55 and vs. Morningside, 1955 - 56
Season: 311, Jim Oler, 1955 - 56
Career: 762, Jim Oler, 1952 - 56

Most Free Throw Attempts

Game: 30, Jim Oler vs. Morningside, 1955 - 56
Season: 350, Jim Oler, 1955 - 56
Career: 975, Jim Oler, 1952 - 56

FSU

HOOP NOTES

Florida State's basketball program has seen eight players transfer from four-year schools and five of those came from ACC schools. Dean Shaffer, Jim Smith and Ian Morrison transferred from North Carolina, while Mitchell Wiggins and David Shaffer came from Clemson.

Best Free Throw Percentage

Game: 100.00 (10 - 10), Granville Arnold vs. Memphis State, 1983 - 84
100.00 (10 - 10), Tony Dawson vs. FIU, 1987 - 88
Season: 89.5 (51 - 57), Ken Macklin, 1969 - 70
Career: 81.7 (161 - 197), Granville Arnold, 1982 - 85

Most Rebounds

Game: 32, Rick Benson vs. Florida Southern, 1954 - 55
Season: 456, Dave Cowens, 1967 - 68
Career: 1340, Dave Cowens, 1967 - 70

Most Assists

Game: 16, Otto Petty vs. South Alabama, 1971 - 72
16, Tony William vs. Jacksonville, 1982 - 83
Season: 227, Otto Petty, 1970 - 71
Career: 602, Otto Petty, 1970 - 73

Most Steals

Game: 9, Charlie Ward vs. South Carolina, 1990 - 91
Season: 81, Dean Schaffer, 1984 - 85
Career: 203, Tony William, 1981 - 84

Opposite Page - For the first time in school history, Florida State earned an automatic bid to the NCAA Tournament by winning the Metro Conference Championship. The Tribe won the conference regular season title two years ago.

Best Scoring Average

Season: 29.7, Jim Oler, 1955 - 56
Career: 23.2, Mitchell Wiggins, 1981 - 83

Best Rebound Average

Season: 17.5, Dave Cowens, 1967 - 68
Career: 17.2, Dave Cowens, 1967 - 70

Single Game Records

Points

- 46, Ron King vs. Georgia Southern, 1970 - 71
- 43, Hugh Durham vs. Stetson, 1956 - 57
43, Dave Fedor vs. Miami, 1959 - 60
- 42, Murray Brown vs. Auburn, 1978 - 79
42, Jim Oler vs. Morningside, 1955 - 56
- 40, Pee Wee Barber vs. Miami, 1986 - 87
- 38, Ham Wernke vs. Tampa, 1952 - 53
38, Dave Fedor vs. Tampa, 1961 - 62
38, David Thompson vs. South Alabama, 1976 - 77
38, Sharon Mayes vs. Rhode Island, 1989 - 90
- 37, Dave Fedor vs. Rollins, 1959 - 60
37, Mitchell Wiggins vs. South Carolina, 1981 - 82
37, Mitchell Wiggins vs. Florida, 1981 - 82
37, Mitchell Wiggins vs. Memphis State, 1982 - 83
- 36, Hugh Durham vs. Georgia, 1958 - 59
36, Mitchell Wiggins vs. San Diego State, 1982 - 83
36, George McCloud vs. LaSalle, 1988 - 89
- 35, Ham Wernke vs. Montana State, 1954 - 55
35, Vernell Elizy vs. Biscayne, 1970 - 71
35, Reggie Royals vs. UC-Irvine, 1970 - 71
35, Benny Clyde vs. Oklahoma City, 1972 - 73
35, Larry Warren vs. Texas A&M, 1973 - 74
35, Alton Lee Gipson vs. Virginia Tech, 1983 - 84
35, Pee Wee Barber vs. Memphis State, 1986 - 87
35, George McCloud vs. Jacksonville, 1988 - 89

Field Goals Made

- 21, Ron King vs. Georgia Southern, 1970 - 71
- 17, Ron King vs. Pan Am, 1970 - 71
17, Ron King vs. Miami, 1970 - 71
17, David Thompson vs. South Alabama, 1976 - 77
17, Mitchell Wiggins vs. San Diego State, 1982 - 83
- 16, Dave Fedor vs. Miami, 1959 - 60
16, Larry Warren vs. Marshall, 1974 - 75
16, Murray Brown vs. Auburn, 1978 - 79
16, Alton Lee Gipson vs. Tampa, 1984 - 85
- 15, Dave Fedor vs. Rollins, 1959 - 60
15, Ray Swain vs. Tampa, 1961 - 62
15, Reggie Royals vs. UC-Irvine, 1970 - 71
15, Mitchell Wiggins vs. Florida, 1981 - 82

Field Goals Attempted

- 37, Ham Wernke vs. Tampa, 1952 - 53
- 32, Rick Benson vs. Beloit, 1954 - 55
32, Ron King vs. Georgia Southern, 1970 - 71
- 31, Ian Morrison vs. Tampa, 1966 - 67
- 30, Burt Deckel vs. Furman, 1957 - 58
30, Don Bates vs. Stetson, 1958 - 59
- 29, Don Bates vs. Auburn, 1958 - 59
29, Ron King vs. Miami, 1970 - 71
- 28, Rick Benson vs. Georgia Teachers, 1954 - 55
28, Hugh Durham vs. Auburn, 1958 - 59
28, David Thompson vs. Jacksonville, 1976 - 77
28, David Thompson vs. UNC-Charlotte, 1976 - 77



Field Goal Percentage

1. 94.1 (16 - 17), Murray Brown vs. Auburn, 1978 - 79
2. 92.8 (13 - 14), Tharon Mayes vs. Southern Miss, 1988 - 89
3. 89.5 (17 - 19), Mitchell Wiggins vs. San Diego State, 1982 - 83
4. 87.5 (14 - 16), Irving Thomas vs. Southern Miss, 1989 - 90
5. 86.7 (13 - 15), Tony Dawson vs. Central Florida, 1988 - 89
6. 80.0 (12 - 15), Tony Dawson vs. Penn State, 1988 - 89
7. 80.0 (12 - 15), Tony Dawson vs. Virginia Tech, 1988 - 89
8. 76.9 (10 - 13), Tat Hunter vs. South Carolina, 1988 - 89
9. 72.7 (16 - 22), Larry Warren vs. Marshall, 1974 - 75
10. 72.2 (13 - 18), Doug Edwards vs. Syracuse, 1990 - 91

Free Throws Made

1. 22, Jim Oler vs. Rollins, 1954 - 55
- 22, Jim Oler vs. Morningside, 1955 - 56
3. 16, Jim Oler vs. Montana State, 1954 - 55
4. 15, Hugh Durham vs. Georgia, 1957 - 58
- 15, Hugh Durham vs. Stetson, 1956 - 57
6. 14, Hugh Durham vs. Murray State, 1957 - 58
- 14, Hugh Durham vs. Kentucky, 1958 - 59
- 14, Elvis Rolle vs. Marquette, 1980 - 81
- 14, Mitchell Wiggins vs. Virginia Tech, 1982 - 83
- 14, Pee Wee Barber vs. Southern Miss., 1986 - 87

Free Throws Attempted

1. 30, Jim Oler vs. Morningside, 1955 - 56
2. 29, Jim Oler vs. Rollins, 1954 - 55
- 29, Gary Schull vs. Memphis State, 1977 - 78
4. 20, Hugh Durham vs. Georgia, 1957 - 58
5. 19, Murray Brown vs. Tulane, 1978 - 79
6. 18, Jim Oler vs. Stetson, 1954 - 55
- 18, Elvis Rolle vs. Marquette, 1980 - 81
8. 17, Jim Oler vs. Montana State, 1954 - 55
- 17, Jim Oler vs. Miami, 1954 - 55

Rebounds

1. 32, Rick Benson vs. Florida Southern, 1954 - 55
2. 31, Dave Cowens vs. LSU, 1967 - 68
3. 30, Dave Cowens vs. Citadel, 1967 - 68
4. 28, Dave Fedor vs. Rollins, 1959 - 60
5. 27, Gary Schull vs. Jacksonville, 1965 - 66
- 27, Dave Cowens vs. Stetson, 1968 - 69
7. 26, Don Boltz vs. Stetson, 1958 - 59
- 26, Dave Cowens vs. Hawaii, 1968 - 69
9. 25, Dave Cowens vs. Clemson, 1969 - 70
10. 23, Don Boltz vs. Miami, 1958 - 59
- 23, Dave Cowens vs. Florida Southern, 1967 - 68
- 23, Lawrence McCray vs. Connecticut, 1972 - 73

Assists

1. 16, Otto Petty vs. South Alabama, 1971 - 72
- 16, Tony Williams vs. Jacksonville, 1982 - 83
3. 15, Otto Petty vs. Pan Am, 1970 - 71
- 15, Otto Petty vs. Samford, 1971 - 72
- 15, Carlton Byrd vs. Stetson, 1976 - 77
- 15, Tony Jackson vs. Ala. - Birmingham, 1979 - 80
7. 14, Otto Petty vs. Biscayne, 1970 - 71
- 14, Otto Petty vs. Northwestern, 1972 - 73
- 14, Wayne Smalls vs. Cal. State - Bakersfield, 1974 - 75
10. 13, Otto Petty vs. Seton Hall, 1972 - 73
- 13, Otto Petty vs. Stetson, 1972 - 73
- 13, Carlton Byrd vs. South Florida, 1973 - 74
- 13, Tony William vs. Monmouth College, 1983 - 84

Single Season Records

Scoring Average

Name	Year	Avg.
1. Jim Oler	1955 - 56	29.7
2. Mitchell Wiggins	1981 - 82	23.8
3. Tharon Mayes	1989 - 90	23.3
4. George McCloud	1988 - 89	22.8
5. Ron King	1970 - 71	22.7
Mitchell Wiggins	1982 - 83	22.7
7. Hugh Durham	1958 - 59	21.9
8. Murray Brown	1978 - 79	21.7
9. Ham Wernke	1952 - 53	21.3
10. Jim Oler	1954 - 55	21.1
Dave Fedor	1959 - 60	21.1
12. Tony Dawson	1988 - 89	21.0
13. Mickey Dillard	1979 - 80	20.4
Dave Fedor	1961 - 62	20.4
15. Dave Cowens	1968 - 69	20.3

Top Field Goal Shooters

Name	Year	FGM - FGA	Pct.
1. Murray Brown	1978 - 79	237 - 343	691
2. Murray Brown	1979 - 80	230 - 356	646
3. Harry Davis	1975 - 76	143 - 224	638
4. William Williams	1969 - 70	185 - 291	636
5. Jan Gies	1968 - 69	80 - 291	620
6. Kris Anderson	1976 - 77	65 - 105	619
7. Jerome Fitchett	1985 - 86	126 - 205	615
8. Jerome Fitchett	1984 - 85	74 - 121	612
9. Elvis Rolle	1979 - 80	197 - 322	611
10. Kris Anderson	1980 - 81	108 - 182	593
11. Kris Anderson	1978 - 79	105 - 179	587
12. Michael Polite	1989 - 90	156 - 268	582
13. Greg Grady	1974 - 75	154 - 265	581
14. Lawrence McCray	1972 - 73	170 - 293	580
15. Harry Davis	1977 - 78	217 - 376	577

Top Free Throw Shooters

Name	Year	FT - FTA	Pct.
1. Ken Macklin	1969 - 70	51 - 57	895
2. Brad Johnson	1987 - 88	41 - 46	891
3. George McCloud	1988 - 89	154 - 176	875
4. Jerry Shirley	1963 - 64	59 - 68	868
5. Ron Harris	1969 - 70	46 - 54	852
6. Granville Arnold	1983 - 84	85 - 101	842
7. Ron Malmen	1964 - 65	58 - 69	841
8. Randy Cable	1967 - 68	42 - 50	840
9. Wayne Smalls	1976 - 77	26 - 31	838
10. Tharon Mayes	1989 - 90	105 - 126	833
11. Jeff Hogan	1967 - 68	91 - 110	827
Carlton Byrd	1976 - 77	96 - 116	827
13. Jerome Fitchett	1986 - 87	59 - 72	819
14. Jim Oler	1955 - 56	311 - 350	818
15. Kris Anderson	1977 - 78	49 - 60	816

Top Rebounders

Name	Year	Rebounds	Avg.
1. Dave Cowens	1968 - 69	437	17.5
2. Rick Benson	1954 - 55	451	17.3
3. Dave Cowens	1969 - 70	447	17.2
4. Dave Cowens	1967 - 68	456	16.9
5. Dave Fedor	1959 - 60	400	16.0
6. Reggie Royals	1970 - 71	390	15.0
7. Dave Fedor	1960 - 61	336	14.0
8. Gary Schull	1965 - 66	317	12.7

(Cont. pg. 105)



Individual Records

Top Rebounders (Cont.)

9. Don Boltz	1957 - 58	303	121
10. Reggie Royals	1971 - 72	351	11.0

Assists

Name	Year	Assists
1. Otto Petty	1970 - 71	227
2. Tony William	1983 - 84	215
3. Tony Jackson	1979 - 80	213
4. Otto Petty	1972 - 73	202
5. Otto Petty	1971 - 72	173
6. Dean Shaffer	1984 - 85	171
7. Tony Jackson	1977 - 78	166
8. Carlton Byrd	1976 - 77	159
9. Tony Jackson	1978 - 79	158
10. Tony William	1982 - 83	156
11. Skip Young	1968 - 69	155
12. Dean Shaffer	1983 - 84	146
13. Pee Wee Barber	1985 - 86	146
14. Pee Wee Barber	1986 - 87	144
15. Skip Young	1969 - 70	127

Steals

Name	Year	Steals
1. Dean Schaffer	1984 - 85	81
2. Tony William	1982 - 83	75
3. Tony Jackson	1977 - 78	73
4. Charlie Ward	1990 - 91	71
5. Dean Schaffer	1983 - 84	70
6. Tony William	1981 - 82	66
7. Tony Jackson	1979 - 80	65
8. Tony William	1983 - 84	62
9. Tony Jackson	1978 - 79	58
10. George McCloud	1988 - 89	53
Micky Dillard	1979 - 80	53

Blocks

Name	Year	Blocks
1. Alton Lee Gipson	1983 - 84	55
2. Rodney Dobard	1990 - 91	47
Alton Lee Gipson	1984 - 85	47
Elvis Rolle	1980 - 81	47
5. Elvis Rolle	1979 - 80	42
6. Rodney Dobard	1989 - 90	36
7. Andre Reid	1990 - 91	34
8. Randy Allen	1985 - 86	30
9. Randy Allen	1984 - 85	28
10. Jerome Fitchett	1986 - 87	26

500 Point Club (one season)

Name	Year	Pts.
1. Jim Oler	1955 - 56	743
2. George McCloud	1988 - 89	683
3. Mickey Dillard	1979 - 80	635
4. Tony Dawson	1988 - 89	629
5. Murray Brown	1978 - 79	629
6. Alton Lee Gipson	1983 - 84	626
7. Ron King	1970 - 71	589
8. Murray Brown	1979 - 80	578
9. Pee Wee Barber	1986 - 87	576
10. Ron King	1971 - 72	573
11. Alton Lee Gipson	1984 - 85	568
12. Tharon Mayes	1989 - 90	559
13. Jim Oler	1954 - 55	549
14. Harry Davis	1977 - 78	546
15. George McCloud	1987 - 88	546
16. Mitchell Wiggins	1982 - 83	544
17. Tony Dawson	1987 - 88	536
18. Dave Fedor	1959 - 60	527

19. Doug Edwards	1990 - 91	524
20. Mitchell Wiggins	1981 - 82	523
21. Irving Thomas	1989 - 90	519
22. Mickey Dillard	1980 - 81	515
23. Ham Wernke	1954 - 55	512
24. Hugh Durham	1956 - 57	509
25. Dave Cowens	1967 - 68	508
Dave Cowens	1968 - 69	508
27. Hugh Durham	1958 - 59	504
28. Reggie Royals	1970 - 72	501
29. David Thompson	1976 - 77	500

Career Records

Scoring Averages

Name	Years	Games/Points	Avg.
1. Mitchell Wiggins	1981 - 83	46 - 1067	23.2
2. Dave Fedor	1959 - 62	72 - 1453	20.2
3. Jim Oler	1952 - 56	91 - 1820	20.0
4. Alton Lee Gipson	1983 - 85	61 - 1194	19.6
Ron King	1970 - 73	64 - 1252	19.6
6. Tony Dawson	1987 - 89	60 - 1165	19.4
7. Ham Wernke	1951 - 55	73 - 1409	19.3
8. Dave Cowens	1967 - 70	78 - 1479	19.0
9. Hugh Durham	1956 - 59	73 - 1381	18.9
10. Pee Wee Barber	1986 - 87	58 - 1039	17.9
11. Reggie Royals	1970 - 73	84 - 1402	16.7
12. Larry Warren	1972 - 75	51 - 840	16.5
13. Tharon Mayes	1987 - 90	77 - 1260	16.4
14. Elvis Rolle	1979 - 81	59 - 923	15.6
15. David Thompson	1975 - 78	83 - 1289	15.5

Field Goals Made

Name	Years	Field Goals
1. Mickey Dillard	1976 - 81	640
Harry Davis	1974 - 78	640
3. Dave Fedor	1959 - 62	585
Randy Allen	1984 - 87	585
5. Dave Cowens	1967 - 70	582
6. Reggie Royals	1970 - 73	580
7. David Thompson	1975 - 78	571
8. Murray Brown	1976 - 80	566
9. Ron King	1970 - 73	542
10. George McCloud	1985 - 89	529
11. Jim Oler	1952 - 56	529
12. Ham Wernke	1951 - 55	508
13. Alton Lee Gipson	1983 - 85	496
14. Lawrence McCray	1971 - 74	492
15. Larry Warren	1973 - 76	473

Field Goals Attempted

Name	Years	Attempts
1. Ham Wernke	1951 - 55	1308
2. Jim Oler	1952 - 56	1303
3. Mickey Dillard	1976 - 81	1248
4. Hugh Durham	1956 - 59	1230
5. David Thompson	1975 - 78	1213
6. Randy Allen	1984 - 87	1196
7. Reggie Royals	1970 - 73	1181
8. Dave Fedor	1959 - 62	1174
9. Ron King	1970 - 73	1170
10. George McCloud	1985 - 89	1149
11. Dave Cowens	1967 - 70	1122
12. Rick Benson	1951 - 55	1104
13. Harry Davis	1974 - 78	1095
14. Larry Warren	1973 - 76	1069
15. Dave Artmeier	1952 - 56	1050



Individual Records

Field Goal Percentages

Name	Years	FGM - FGA	Pct.
1. Murray Brown	1976 - 80	566 - 847	.668
2. Elvis Rolle	1979 - 81	365 - 619	.589
3. Kris Anderson	1976 - 81	371 - 633	.586
4. Harry Davis	1974 - 78	640 - 1095	.585
5. Jerome Fitchett	1984 - 88	388 - 677	.573
6. Jan Gies	1967 - 70	245 - 428	.572
7. Greg Grady	1972 - 75	300 - 532	.564
8. Willie Williams	1968 - 70	268 - 482	.556
9. Tat Hunter	1985 - 88	273 - 493	.554
10. Mitchell Wiggins	1981 - 83	439 - 798	.550
11. Lawrence McCray	1971 - 74	492 - 896	.549
12. Vince Martello	1982 - 84	302 - 566	.534
13. Michael Polite	1987 - 91	379 - 710	.534
14. Tony Dawson	1987 - 89	455 - 853	.533
15. Dave Cowens	1967 - 70	582 - 1122	.519

Free Throw Percentages

Name	Years	FTM - FTA	Pct.
1. Granville Arnold	1982 - 85	161 - 197	.817
2. Jerry Shirley	1962 - 65	161 - 198	.813
3. Pee Wee Barber	1985 - 87	197 - 250	.788
4. Tharon Mayes	1987 - 90	200 - 255	.784
5. Jim Oler	1952 - 56	762 - 975	.782
6. Dave Fedor	1959 - 62	283 - 363	.780
7. LaRae Davis	1985 - 87	96 - 123	.780
8. George McCloud	1985 - 89	315 - 405	.779
9. Hugh Durham	1956 - 59	441 - 569	.777
10. Vince Martello	1982 - 84	130 - 168	.774
11. Mickey Dillard	1976 - 81	448 - 583	.768
12. Randy Cable	1967 - 70	106 - 139	.763
13. Larry Warren	1973 - 76	162 - 212	.762
14. Mitchell Wiggins	1981 - 83	189 - 249	.759
15. Kris Anderson	1976 - 81	205 - 271	.756
Jim Liteky	1957 - 59	135 - 181	.751

Games Played

Name	Years	Games
1. Jerome Fitchett	1984 - 88	118
2. George McCloud	1985 - 89	117
3. Tat Hunter	1985 - 89	117
4. Maurice Myrick	1981 - 85	116
Aubry Boyd	1987 - 91	116
6. Randy Allen	1984 - 87	115
Mickey Dillard	1976 - 80	115
8. Harry Davis	1974 - 78	108
Tony Jackson	1976 - 80	108
10. Eugene Harris	1973 - 78	107
Kris Anderson	1976 - 81	107
12. Murray Brown	1976 - 80	106
13. Carlton Byrd	1973 - 77	105
14. Wayne Smalls	1973 - 77	104
15. Greg Grady	1972 - 76	100

Assists

Name	Years	Assists
1. Otto Petty	1970 - 73	602
2. Tony Jackson	1976 - 80	550
3. Tony William	1981 - 84	482
4. Carlton Byrd	1973 - 77	401
5. Skip Young	1968 - 71	320
6. Dean Shaffer	1983 - 85	318
7. Mickey Dillard	1976 - 81	313
8. George McCloud	1985 - 89	299
9. Pee Wee Barber	1985 - 87	290
10. Bobby Parks	1977 - 81	272
11. Wayne Smalls	1973 - 77	270

12. Eugene Harris	1973 - 77	251
13. Otis Cole	1971 - 74	214
14. Reggie Royals	1970 - 71	202
15. Larry Warren	1973 - 75	180

Steals

Name	Years	Steals
1. Tony William	1982 - 84	203
2. Tony Jackson	1977 - 80	196
3. Dean Schaffer	1984 - 86	151
4. Mickey Dillard	1977 - 81	136
5. Tharon Mayes	1988 - 90	132

Blocks

Name	Years	Blocks
1. Randy Allen	1984 - 87	103
2. Alton Lee Gipson	1983 - 85	102
3. Elvis Rolle	1979 - 81	89
4. Jerome Fitchett	1984 - 88	86
5. Rodney Dobard	1989-1991	83

500 Board Club

Name	Years	Games	Avg.	Rebounds
1. Dave Cowens	1967 - 70	78	17.2	1340
2. Reggie Royals	1970 - 73	84	11.9	1006
3. Dave Fedor	1959 - 62	72	13.5	969
4. Greg Grady	1972 - 76	100	7.9	793
5. Gary Schull	1963 - 66	76	10.1	769
6. Tat Hunter	1985 - 89	117	6.5	759
Lawrence McCray	1971 - 74	84	9.0	759
8. Harry Davis	1974 - 78	108	6.8	734
9. Randy Allen	1984 - 87	115	6.3	725
10. Kris Anderson	1976 - 81	107	6.7	714
11. Michael Polite	1987 - 91	99	6.8	673
12. Murray Brown	1976 - 80	106	6.0	638
13. David Thompson	1975 - 78	83	7.5	619
14. Don Boltz	1957 - 59	48	11.8	567
15. Willie Williams	1968 - 70	52	10.3	534
Ray Swain	1959 - 60	72	11.6	534
17. Rowland Garrett	1969 - 72	76	6.9	525
18. Elvis Rolle	1980 - 82	59	8.2	502

1,000 Point Club

Name	Years	Games	FG	FT	Pts.	Avg.
1. Jim Oler	1952 - 56	91	529	762	1820	20.0
2. Mickey Dillard	1976 - 81	115	640	448	1734	15.1
3. George McCloud	1985 - 89	117	529	315	1574	13.4
4. Harry Davis	1974 - 78	108	640	234	1514	14.0
5. Dave Cowens	1966 - 70	78	582	315	1479	19.0
6. Murray Brown	1976 - 80	106	566	338	1470	13.9
7. Dave Fedor	1959 - 62	72	585	283	1453	20.2
8. Randy Allen	1984 - 87	115	585	252	1428	12.4
9. Ham Wernke	1951 - 55	73	508	393	1409	19.3
10. Reggie Royals	1970 - 73	84	580	242	1402	16.7
11. Ron King	1970 - 73	64	542	168	1352	19.6
12. David Thompson	1975 - 78	83	571	147	1289	15.5
13. Hugh Durham	1956 - 59	73	470	441	1281	18.9
14. Tharon Mayes	1987 - 90	77	466	200	1260	16.4
15. Alton Lee Gipson	1983 - 85	61	496	202	1194	19.6
16. Tony Dawson	1987 - 89	60	455	229	1165	19.4
17. Jeff Hogan	1966 - 69	79	466	232	1164	14.8
18. Gary Schull	1963 - 66	76	403	316	1122	14.3
19. Lawrence McCray	1972 - 74	84	492	127	1111	13.2
20. Larry Warren	1973 - 76	78	473	162	1108	14.2
21. Mitchell Wiggins	1981 - 83	46	439	189	1067	23.2
22. Michael Polite	1987 - 91	99	379	297	1066	10.8
23. Pee Wee Barber	1985 - 87	58	387	197	1039	17.9
24. Wayne Smalls	1973 - 77	104	457	101	1015	9.8



Single Game Records

Most Points — Home

- 139, Baptist 72, 1976 — 77
- 134, Valdosta 65, 1971 — 72
- 133, Central Florida 79, 1988 — 89
- 125, South Dakota 65, 1970 — 71
- 122, Samford 79, 1970 — 71
- 122, Clemson 80, 1969 — 70
- 122, Miami 93, 1967 — 68

Most Points — Away

- 123, Tampa 92, 1961 — 62
- 121, Pepperdine 83, 1969 — 70
- 116, Tampa 95, 1960 — 61
- 112, Miami 96, 1969 — 70
- 111, Miami 84, 1968 — 69

Most Points — Neutral

- 130, LSU 100, 1967 — 68
- 117, Southern Mississippi 84, 1970 — 71
- 112, Arkansas 105, 1988 — 89
- 108, Furman 96, 1956 — 57
- 108, Tulane 97, 1969 — 70
- 107, W. Kentucky 87, 1973 — 74
- 101, Tulane 92, 1978 — 79

Most Points — Both Teams

- 230 — FSU 130, FSU 100, 1968 — 69
- 222 — FSU 108, Jacksonville 114, 1970 — 71
- 220 — FSU 114, Miami 106, 1970 — 71
- 219 — FSU 117, USM 102 1986 — 87

Winning Margin

- 69 — FSU 134, Valdosta 65, 1971 — 72
- 67 — FSU 139, Baptist 72, 1977 — 78
- 64 — FSU 121, Tampa 57, 1965 — 66
- 60 — FSU 125, South Dakota 64, 1970 — 71
- 58 — FSU 108, Georgia Tech 50, 1971 — 72
- 57 — FSU 110, Rollins 53, 1961 — 62
- 57 — FSU 109, PB Atlantic 52, 1975 — 76

Fewest Points Allowed

- 21 vs. Mississippi College, 1948 — 49
- 24 vs. Mississippi College, 1949 — 50
- 27 vs. Troy State, 1949 — 50
- 34 vs. Samford, 1972 — 73
- 34 vs. Memphis State, 1978 — 79
- 36 vs. Spring Hill, 1947 — 48
- 36 vs. Stetson, 1948 — 49
- 37 vs. Troy State, 1947 — 48
- 37 vs. Charleston, 1949 — 50

Rebounds

- 84 vs. LSU, 1967 — 68
- 82 vs. Valdosta, 1970 — 71
- 72 vs. Valdosta, 1968 — 69
- 76 vs. Georgetown, 1969 — 70
- 76 vs. Wisconsin-Milwaukee, 1970 — 71

- 75 vs. Clemson, 1969 — 70
- 75 vs. Miami, 1969 — 70
- 75 vs. South Dakota, 1970 — 71
- 75 vs. Valdosta, 1971 — 72

Most Fouls

- 35 vs. Florida, 1964 — 65
- 34 vs. Memphis State, 1959 — 60
- 33 vs. Vanderbilt, 1986 — 87
- 32 vs. Alabama, 1964 — 65
- 32 vs. Florida, 1967 — 68
- 32 vs. Missouri, 1976 — 77
- 32 vs. San Diego State, 1982 — 83
- 32 vs. Iowa, 1987 — 88

Fewest Fouls

- 7 vs. Connecticut, 1972 — 73
- 8 vs. Southern Miss, 1990 — 91
- 9 vs. Stetson, 1971 — 72
- 9 vs. Louisville, 1984 — 85
- 10 vs. Auburn, 1961 — 62
- 10 vs. Georgia, 1964 — 65
- 10 vs. Florida, 1964 — 65
- 10 vs. Dayton, 1968 — 69
- 10 vs. UC-Irvine, 1970 — 71
- 10 vs. Samford, 1972 — 73
- 10 vs. Bucknell, 1987 — 88
- 10 vs. Kansas State, 1989 — 90
- 10 vs. Southern Miss, 1989 — 90

Field Goals Attempted

- 115 vs. LSU, 1965 — 66
- 111 vs. Valdosta, 1968 — 69
- 110 vs. Valdosta, 1971 — 72
- 109 vs. Valdosta, 1970 — 71

Field Goals Made

- 56 vs. Baptist, 1976 — 77
- 55 vs. Valdosta, 1971 — 72
- 54 vs. South Dakota, 1970 — 71
- 54 vs. Samford, 1970 — 71
- 53 vs. Valdosta, 1968 — 69
- 53 vs. Central Florida, 1988 — 89

Free Throws Attempted

- 53 vs. Stetson, 1957 — 58
- 52 vs. Arkansas, 1988 — 89
- 52 vs. Cincinnati, 1988 — 89
- 49 vs. Miami, 1989 — 90
- 48 vs. Georgia, 1957 — 58
- 48 vs. FIU, 1987 — 88
- 47 vs. Florida, 1980 — 81
- 46 vs. Memphis State, 1965 — 66
- 46 vs. Missouri Western, 1976 — 77
- 45 vs. Marquette, 1980 — 81

Free Throws Made

- 42 vs. Cincinnati, 1988 — 89
- 38 vs. Stetson, 1956 — 57
- 37 vs. Marquette, 1980 — 81
- 36 vs. Georgia, 1957 — 58
- 34 vs. Florida, 1980 — 81
- 34 vs. Arkansas, 1988 — 89
- 33 vs. Memphis State, 1964 — 65
- 33 vs. FIU, 1987 — 88
- 32 vs. Hofstra, 1967 — 68
- 32 vs. Georgia Tech, 1971 — 72
- 32 vs. Miami, 1953 — 54
- 32 vs. Virginia Tech, 1988 — 89
- 32 vs. Miami, 1989 — 90

Season Records

Field Goals Attempted

- 2372 — 1971 — 72 (32 games)
- 2164 — 1954 — 55 (26 games)
- 2082 — 1970 — 71 (26 games)
- 2055 — 1973 — 74 (26 games)
- 2001 — 1990 — 91 (32 games)
- 1980 — 1988 — 89 (30 games)
- 1969 — 1983 — 84 (31 games)
- 1965 — 1968 — 69 (26 games)
- 1960 — 1967 — 68 (27 games)
- 1957 — 1977 — 78 (29 games)
- 1957 — 1969 — 70 (26 games)

Field Goals Made

- 1110 — 1971 — 72 (32 games)
- 999 — 1968 — 89 (30 games)
- 990 — 1970 — 71 (26 games)
- 986 — 1977 — 78 (29 games)
- 971 — 1973 — 74 (26 games)
- 964 — 1979 — 80 (31 games)
- 956 — 1975 — 76 (27 games)
- 956 — 1967 — 68 (27 games)
- 945 — 1976 — 77 (27 games)
- 945 — 1985 — 86 (29 games)

Free Throws Attempted

- 982 — 1954 — 55 (26 games)
- 809 — 1990 — 91 (32 games)
- 800 — 1971 — 72 (32 games)
- 799 — 1956 — 57 (26 games)
- 772 — 1979 — 80 (31 games)
- 770 — 1988 — 89 (30 games)
- 766 — 1980 — 81 (28 games)
- 722 — 1967 — 68 (27 games)
- 720 — 1965 — 66 (25 games)
- 715 — 1987 — 88 (30 games)

Free Throws Made

- 707 — 1954 — 55 (26 games)
- 561 — 1971 — 72 (32 games)
- 560 — 1988 — 89 (30 games)
- 543 — 1956 — 57 (26 games)
- 542 — 1930 — 91 (32 games)
- 529 — 1979 — 80 (31 games)
- 526 — 1967 — 68 (27 games)
- 525 — 1980 — 81 (28 games)
- 507 — 1969 — 70 (26 games)

Rebounds

- 1608 — 1971 — 72 (32 games)
- 1451 — 1969 — 70 (26 games)
- 1422 — 1954 — 55 (26 games)
- 1388 — 1967 — 68 (27 games)
- 1388 — 1970 — 71 (26 games)

Rebounds Per Game

- 55.4 — 1969 — 70 (26 games)
- 54.6 — 1954 — 55 (26 games)
- 53.4 — 1970 — 71 (26 games)
- 52.2 — 1959 — 60 (25 games)
- 52.0 — 1958 — 59 (23 games)

Fewest Points Allowed

- 1427 — 1949 — 50 (25 games)
- 1567 — 1961 — 62 (23 games)
- 1595 — 1951 — 52 (23 games)
- 1678 — 1952 — 53 (22 games)
- 1680 — 1962 — 63 (25 games)

Fewest Points Per Game Allowed

- 57.1 — 1949 — 50 (25 games)
- 63.6 — 1950 — 51 (27 games)
- 67.2 — 1962 — 63 (25 games)
- 67.8 — 1964 — 65 (26 games)
- 68.1 — 1961 — 62 (23 games)

Most Points Scored

- 2781 — 1971 — 72 (32 games)
- 2739 — 1988 — 89 (30 games)
- 2537 — 1990 — 91 (32 games)
- 2528 — 1987 — 88 (30 games)
- 2510 — 1986 — 87 (30 games)
- 2461 — 1969 — 70 (31 games)
- 2438 — 1967 — 68 (27 games)
- 2416 — 1977 — 78 (29 games)
- 2376 — 1989 — 90 (31 games)
- 2385 — 1969 — 70 (26 games)

Most Points Per Game

- 91.7 — 1969 — 70 (26 games)
- 91.5 — 1970 — 71 (26 games)
- 91.3 — 1988 — 89 (30 games)
- 90.3 — 1967 — 68 (27 games)
- 88.3 — 1954 — 55 (26 games)
- 88.0 — 1973 — 74 (26 games)
- 86.9 — 1968 — 69 (27 games)
- 86.9 — 1971 — 72 (32 games)

Highest Point Margin

- 16.5 — 1969 — 70 (26 games)
- 15.5 — 1971 — 72 (32 games)
- 15.0 — 1975 — 76 (27 games)
- 11.9 — 1967 — 68 (27 games)
- 11.4 — 1974 — 75 (26 games)
- 11.3 — 1970 — 71 (26 games)
- 11.3 — 1972 — 73 (29 games)
- 10.1 — 1972 — 73 (26 games)

Highest Field Goal Pct.

- .532 — 1979 — 80 (31 games)
- .529 — 1983 — 84 (31 games)
- .512 — 1961 — 62 (23 games)
- .510 — 1978 — 79 (29 games)
- .509 — 1985 — 86 (29 games)
- .508 — 1987 — 88 (30 games)
- .505 — 1988 — 89 (30 games)
- .503 — 1977 — 78 (29 games)
- .502 — 1974 — 75 (26 games)
- .500 — 1976 — 77 (27 games)

Highest Free Throw Pct.

- .729 — 1967 — 68 (27 games)
- .727 — 1963 — 64 (28 games)
- .727 — 1988 — 89 (30 games)
- .719 — 1957 — 58 (25 games)
- .719 — 1982 — 83 (28 games)
- .718 — 1969 — 70 (26 games)
- .716 — 1964 — 65 (26 games)



Miscellaneous Records

Single Game

Largest Winning Margin on the Road — 41 vs. Jacksonville (106 - 65) 1967 - 68
Largest Winning Margin at Home — 54 vs. Florida International (97 - 43), 12/3/84 and vs. Central Florida (133 - 79), 11/25/89
Most Points Scored in First Half — 70 vs. Pepperdine (121 - 83), 1969 - 70
Most Points Scored in Second Half — 78 vs. LSU (130 - 100) 1969 - 70
Fewest Points Allowed at Home — 21 vs. Mississippi College (53 - 21) 1948 - 49
Fewest Points Allowed on the Road — 34 vs. Samford (47 - 34) 1972 - 73
Fewest Points Allowed at a Neutral Site — 46 vs. Mercer (52 - 46) 1948 - 49
Most Points Allowed at Home — 109 vs. Arkansas (109 - 92) 1990 - 91
Most Points Allowed on the Road — 115 vs. North Carolina (115 - 80) 1965 - 66
Most Points Allowed at a Neutral Site — 110 vs. Beloit (110 - 88) 1954 - 55
Worst Defeat at Home — 21 vs. Florida (84 - 63) 1982 - 83
Worst Defeat on the Road — 52 vs. West Virginia (103 - 51) 1957 - 58
Worst Defeat at a Neutral Site — 31 vs. Millikin (91 - 60) 1950 - 51
Fewest Points Scored at Home — 35 vs. Sewanee (43 - 35) 1948 - 49
Fewest Points Scored on the Road — 30 vs. Florida (50 - 30) 1966 - 67
Fewest Points Scored at a Neutral Site — 43 vs. Tennessee (65 - 43) 1964 - 65
Highest Field Goal Percentage — .727 vs. Minnesota (48 - 66) 1979 - 80
Highest Field Goal Percentage in a Half — .792 vs. Georgia Southern (19 of 24) 1974 - 75

Season

Most Games Played — 33, 1971 - 72
Fewest Games Played — 18, 1957 - 58
Most Victories — 27, 1971 - 72
Longest Winning Streak — 11, 1969 - 70
Longest Winning Streak at Home — 29, 1974 - 75
Longest Winning Streak on the Road — 7, 1949 - 51, 1954 - 55
Fewest Defeats — 3, 1969 - 70
Highest Winning Percentage — .885 (23 - 3) 1969 - 70
Most 100 Point Games — 11, 1988 - 89
Fewest Victories — 5, 1947 - 48 and 1951 - 52
Most Points Allowed Per Game — 81.9 (23 games), 1959 - 60
Longest Losing Streak — 13, 1947 - 48
Longest Losing Streak at Home — 4, 1956 - 67
Longest Losing Streak on the Road — 25, 1956 - 59
Fewest Points — 850, (18 games), 1947 - 48
Fewest Points Per Game — 47.2 (18 games), 1947 - 48
Most Points Allowed — 2422 (30 games), 1988 - 89; 2429 (32 games), 1990 - 91
Lowest Winning Percentage — .200 (5 - 20), 1951 - 52
Highest Field Goal Percentage — .532 (964 - 1811), 1979 - 80
Highest Free Throw Percentage — .729 (526 of 722), 1967 - 68
Lowest Field Goal Percentage — .203, 1951 - 52
Lowest Free Throw Percentage — .586 (406 of 693), 1950 - 51
Fewest Personal Fouls — 383 (23 games), 1961 - 62
Most Personal Fouls — 637 (29 games), 1978 - 79



Individual

Points — 40, Pee Wee Barber vs. Miami, 2/26/87
Points (Half) — 25, Randy Allen vs. St. Josephs (Me.), 1/7/85
Points By Opponent — 38, Terry Dozier (South Carolina), 1/21/87
Field Goals — 16, Al Gipson vs. Tampa, 11/26/84
Field Goals By Opponent — 16, Dell Curry, (Virginia Tech), 2/24/86
Free Throws Attempted — 15, Pee Wee Barber vs. So. Miss., 2/28/87
Free Throws Attempted By Opponent — 16, Elliot Perry (Memphis State), 2/1/89
Free Throws Made — 14, Pee Wee Barber vs. So. Miss., 2/26/87
Free Throws Made By Opponent — 15, Elliot Perry (Memphis State), 2/1/89
Free Throw Percentage — 100% (8 - 8), Michael Johnson vs. Louisville, 1/30/82
Free Throw Percentage By Opponent — 100% (9 - 9), Ronnie Williams (Florida), 1/11/82
Rebounds — 21, Tat Hunter, Virginia Tech, 3/1/89; 21, Michael Polite, Texas Southern, 11/29/91
Rebounds By Opponent — 20, Mike Hackett (Jacksonville), 12/09/81
Assists — 16, Tony William vs. Jacksonville, 2/12/83
Assists By Opponent — 14, Kenny Siler (So. Miss.), 1/18/86

Two-Team Score — 219, Florida State 117, Southern Miss., 102, 2/28/87
Personal Fouls — 27 vs. South Carolina, 2/16/87; vs. Jacksonville, 1/8/90
Personal Fouls By Opponents — 32, Jacksonville, 2/12/83
Lowest Two-Team Personal Fouls — 27 vs. Virginia Tech, 1/25/82
Fewest Personal Fouls — 8 vs. Southern Miss., 2/26/91
Fewest Personal Fouls By Opponent — 9 vs. Tulane, 2/20/84
Field Goal Percentage — 70.9 vs. St. Josephs (Me.), 1/7/84
Field Goal Percentage By An Opponent — 64.0 vs. Southern Miss., 1/18/86
Field Goals — 53 vs. Central Florida, 11/25/88
Field Goals By Opponent — 43, Southern Miss., 1/18/86
Free Throws Attempted — 52 vs. Cincinnati, 1/21/89
Free Throws Attempted By Opponent — 40, Jacksonville, 1/8/90
Fewest Free Throws Attempted — 4 vs. Auburn, 12/05/83
Fewest Free Throws Attempted By Opponent — 6, Tulane, 2/20/84
Free Throws — 42 vs. Cincinnati, 1/21/89
Free Throws By Opponent — 27, South Carolina, 3/2/85
Fewest Free Throws — 4 vs. South Carolina, 3/1/86
Fewest Free Throws By Opponent — 4 vs. Morgan State, 12/3/90
Free Throws Missed — 17 vs. St. Leo, 1/25/82
Free Throws Missed By Opponent — 13 vs. Jacksonville, 12/09/81; Louisville, 1/7/87
Fewest Free Throws Missed — 0 (6 - 6) vs. Alabama, 12/6/86
Fewest Free Throws Missed By Opponent — 1 (14 - 15), Memphis State, 2/26/83; Central Florida, 1/26/87
Rebounds — 65 vs. Texas Southern, 11/27/90
Rebounds By Opponents — 47 vs. Louisville, 2/16/89
Home Attendance — 119,054 (15 games), 1988 - 89
Home Average Attendance — 7,936 (15 games), 1988 - 89
Largest Crowd — 13,339 vs. Louisville, 2/16/89
Winning Streak — 11, 1986 - 87, 1987 - 88

Team

Points — 133 vs. Central Florida, 11/25/88
Points By Opponent — 109, Arkansas, 1/21/91
Points (Half) — 68 vs. Louisville, 2/7/87
Fewest Points — 52 vs. Tulane, 2/20/84
Fewest Points By Opponent — 43, Florida International, 12/3/84
Fewest Points (Half) — 19 vs. South Florida, 1/9/85
Fewest Points By Opponent (Half) — 17, Florida International, 12/3/84



Tournament History

	App.	Games	Won	Lost	Pct.	Championships	Second	Third
All Tournaments	84	175	94	81	.537	15	23	16
In-Season Tournaments	55	118	59	55	.532	11	14	15
Post Season Tournaments	29	59	33	26	.559	4	9	2

Championships

NAIB District 25 — 1950 — 51
 NAIB District 25 — 1954 — 55
 Savannah Invitational — 1962 — 63
 Civitan Classic — 1968 — 69
 Gator Bowl — 1969 — 70
 Civitan Classic — 1971 — 72
 Far West Classic — 1971 — 72
 Senior Bowl — 1971 — 72
 NCAA Mideast — 1971 — 72
 Big Sun — 1973 — 74
 Big Sun — 1977 — 78
 Birmingham Classic — 1977 — 78
 Cotton States Classic — 1980 — 81
 Red Lobster Classic — 1986 — 87
 Metro Conference — 1990 — 91

Appearances

1948 — 49 Dixie Conference (1 - 2, Fourth)
 1949 — 50 Dixie Conference (1 - 1, Third)
 1950 — 51 Dixie Conference (1 - 1, Second)
 1950 — 51 NAIB District 25 (2 - 0) Champ.)
 1950 — 51 NAIB Nationals (2 - 1, Quarterfinals)
 1951 — 52 Gator Bowl (0 - 3, Round Robin)
 1951 — 52 NAIB District 25 (1 - 1, Second)
 1952 — 53 NAIB District 25 (1 - 1, Second)
 1954 — 55 Gator Bowl (1 - 1, Third)
 1954 — 55 NAIB District 25 (2 - 0, Champ.)
 1954 — 55 NAIB Nationals (1 - 1, Second Round)
 1955 — 56 Carousal Tournament (1 - 2, Sixth)
 1955 — 56 Orange Bowl (1 - 2, Seventh)
 1956 — 57 Senior Bowl (1 - 1, Third)
 1957 — 58 Senior Bowl (1 - 1, Third)
 1958 — 59 Citadel Invitational (0 - 2, Fourth)
 1959 — 60 Gator Bowl (1 - 1, Second)
 1960 — 61 Gator Bowl (0 - 1)

1962 — 63 Savannah Invitational (3 - 0, Champ.)
 1963 — 64 Gator Bowl (1 - 1, Third)
 1964 — 65 Vanderbilt Invitational (1 - 1, Third)
 1964 — 65 All College Tournament (1 - 2, Seventh)
 1965 — 66 Tampa Invitational (1 - 1, Second)
 1967 — 68 Milwaukee Classic (1 - 1, Third)
 1967 — 68 Evansville Tournament (1 - 1, Second)
 1967 — 68 **NCAA Mideast (0 - 1)**
 1968 — 69 Civitan Classic (2 - 0, Champ.)
 1969 — 70 Gator Bowl (2 - 0, Champ.)
 1970 — 71 Civitan Classic (1 - 1, Second)
 1970 — 71 Sun Bowl (0 - 2)
 1971 — 72 Civitan Classic (2 - 0, Champ.)
 1971 — 72 Far West Classic (3 - 0, Champ.)
 1971 — 72 Senior Bowl (2 - 0, Champ.)
 1971 — 72 **NCAA Mideast (3 - 0, Champ.)**
 1971 — 72 **NCAA Championship (1 - 1, Second)**
 1972 — 73 Marshall Memorial Classic (1 - 1, Third)
 1972 — 73 Dayton Invitational (1 - 1, Third)
 1972 — 73 All College (2 - 1, Third)
 1973 — 74 Steel Bowl (1 - 1, Second)
 1973 — 74 Mercer Bear Classic (1 - 1, Third)
 1973 — 74 Bluebonnet Classic (1 - 1, Second)
 1973 — 74 Big Sun (2 - 0, First)
 1974 — 75 Louisville Holiday (1 - 1, Second)
 1975 — 76 Big Sun (1 - 1, Second)
 1975 — 76 Far West Classic (1 - 2, Seventh)
 1976 — 77 IPTAY Tournament (1 - 1, Second)
 1976 — 77 Cable Car Classic (1 - 1, Second)
 1976 — 77 Vermont Classic (1 - 1, Third)
 1976 — 77 Metro Tournament (0 - 1)
 1977 — 78 Big Sun (2 - 0, First)
 1977 — 78 Birmingham Classic (2 - 0, First)
 1977 — 78 Pillsbury Classic (1 - 1, Second)
 1977 — 78 Metro Tournament (1 - 1, Second)
 1977 — 78 **NCAA Mideast (0 - 1)**
 1978 — 79 Metro Tournament (2 - 1, Second)
 1978 — 79 Dayton Tournament (1 - 1, Second)
 1978 — 79 Old Dominion Classic (1 - 1, Second)
 1979 — 80 Metro Tournament (2 - 1, Second)
 1979 — 80 **NCAA Tournament (1 - 1)**

F
S
U

HOOP NOTES

While Florida State played UCLA for the national championship in 1972, the Seminoles' NCAA Tournament history had been modest until Pat Kennedy led the Tribe to the NAAs in three of the last four years.

1980 — 81 Cotton States Classic (2 - 0, First)
 1980 — 81 Metro Tournament (1 - 2, Fourth)
 1981 — 82 Florida Four (1 - 1, Second)
 1981 — 82 Dayton Tournament (1 - 1, Second)
 1981 — 82 Metro Tournament (1 - 1, Third)
 1982 — 83 Florida Four (1 - 1, Third)
 1982 — 83 Cabrillo Classic (1 - 1, Third)
 1982 — 83 Metro Tournament (0 - 1)
 1983 — 84 Metro Tournament (1 - 1)
 1983 — 84 **National Invitation Tournament (1 - 1)**
 1984 — 85 Metro Tournament (2 - 1, Second)
 1985 — 86 Metro Tournament (1 - 1)
 1986 — 87 Red Lobster Classic (2 - 0)
 1986 — 87 Metro Tournament (0 - 1)
 1986 — 87 **National Invitational Tournament (1 - 1)**
 1987 — 88 Red Lobster Classic (1 - 1)
 1987 — 88 Metro Tournament (1 - 1)
 1987 — 88 **NCAA Tournament (0 - 1)**
 1988 — 89 Red Lobster Classic (1 - 1)
 1988 — 89 Metro Tournament (1 - 1)
 1988 — 89 **NCAA Tournament (0 - 1)**
 1989 — 90 Alaska Shootout (1 - 2)
 1989 — 90 ECAC Holiday Festival (1 - 1)
 1989 — 90 Metro Tournament (0 - 1)
 1990 — 91 Metro Tournament (3 - 0)
 1990 — 91 **NCAA Tournament (1 - 1)**



Year-By-Year Record

Year	Coach	W	L	Pct.	Year	Coach	W	L	Pct.	Year	Coach	W	L	Pct.		
1947 — 48	Don Loucks	5	13	.277	1962 — 63	J. K. "Bud" Kennedy	15	10	.600	1977 — 78	Hugh Durham	23	6	.793		
1948 — 49	J. K. "Bud" Kennedy	12	12	.500	1963 — 64	J. K. "Bud" Kennedy	11	14	.444	1978 — 79	Joe Williams	19	10	.655		
1949 — 50	J. K. "Bud" Kennedy	15	10	.600	1964 — 65	J. K. "Bud" Kennedy	16	10	.620	1979 — 80	Joe Williams	22	9	.709		
1950 — 51	J. K. "Bud" Kennedy	18	9	.667	1965 — 66	J. K. "Bud" Kennedy	15	11	.577	1980 — 81	Joe Williams	17	11	.607		
1951 — 52	J. K. "Bud" Kennedy	5	20	.200	1966 — 67	Hugh Durham	11	15	.428	1981 — 82	Joe Williams	11	17	.392		
1952 — 53	J. K. "Bud" Kennedy	11	11	.500	1967 — 68	Hugh Durham	19	8	.704	1982 — 83	Joe Williams	14	14	.500		
1953 — 54	J. K. "Bud" Kennedy	13	7	.619	1968 — 69	Hugh Durham	18	8	.692	1983 — 84	Joe Williams	20	11	.645		
1954 — 55	J. K. "Bud" Kennedy	22	4	.846	1969 — 70	Hugh Durham	23	3	.885	1984 — 85	Joe Williams	14	16	.467		
1955 — 56	J. K. "Bud" Kennedy	16	9	.640	1970 — 71	Hugh Durham	17	9	.654	1985 — 86	Joe Williams	12	17	.414		
1956 — 57	J. K. "Bud" Kennedy	9	17	.346	1971 — 72	Hugh Durham	27	6	.818	1986 — 87	Pat Kennedy	19	11	.633		
1957 — 58	J. K. "Bud" Kennedy	9	16	.360	1972 — 73	Hugh Durham	18	8	.692	1987 — 88	Pat Kennedy	19	11	.633		
1958 — 59	J. K. "Bud" Kennedy	8	15	.347	1973 — 74	Hugh Durham	18	8	.692	1988 — 89	Pat Kennedy	22	8	.733		
1959 — 60	J. K. "Bud" Kennedy	10	15	.400	1974 — 75	Hugh Durham	18	8	.692	1989 — 90	Pat Kennedy	16	15	.516		
1960 — 61	J. K. "Bud" Kennedy	14	10	.583	1975 — 76	Hugh Durham	22	6	.786	1990 — 91	Pat Kennedy	21	11	.656		
1961 — 62	J. K. "Bud" Kennedy	15	8	.651	1976 — 77	Hugh Durham	16	11	.593							
											44 Years			695	478	.592



1991-92 Seminole Media Guide

Series Records

Table with columns: Team, W/L, Season, Site, Score. Lists records for teams like Air Force, Alabama, Arizona, Arkansas, Army, Auburn, Austin Peay, Baptist College, Baylor, Belmont, Birmingham Southern, Biscayne, Boston University, Bradley, Brigham Young, Bucknell, California-Irvine, California (Pa.), California-Santa Barbara, California State-Bakersfield, Canisius.

Table with columns: Team, W/L, Season, Site, Score. Lists records for teams like Centenary, Central (Mo.), Central Florida, Charleston, Chattanooga, Cincinnati, Citadel, Clemson, Cleveland State, Colorado State, Connecticut, Connecticut St. Teachers, Creighton, Culver-Stockton, Dayton, David Lipscomb, Denver.

Table with columns: Team, W/L, Season, Site, Score. Lists records for teams like DePaul, Drury, Duke, Duquesne, East Carolina, East Tennessee State, Eastern Kentucky, Eckerd, Erskine, Evansville, Fairleigh Dickinson, Florida, Florida A&M, Florida Institute Technology, Florida International, Florida Presbyterian, Florida Southern, Florida State.



Series Records

Table with 5 columns: Team, W/L, Season, Site, Score. It lists series records for various teams including Memphis State, Mercer, Miami, and many others, with columns for wins/losses, season, home/away, and final score.



Series Records

Team	W	L	Season	Site	Score
St. Louis (cont.)	W	*	1979-80	A	75-73
	W	*	*	A	71-69
	L	*	1980-81	A	71-72
	W	*	*	H	70-57
	W	*	*	N	84-77
	W	*	*	*	75-74
	W	*	1981-82	H	83-73
Samford (Howard)	W	*	1949-50	A	59-58
(Series Record: 10-0)	W	*	*	H	50-39
	W	*	1950-51	H	60-44
	W	*	*	A	58-51
	W	*	*	N	64-54
	W	*	1965-66	H	79-66
	W	*	1967-68	H	104-69
	W	*	1970-71	H	122-79
	W	*	1972-73	A	47-34
	W	*	1989-90	H	100-62
San Diego State	L	*	1982-83	A	85-89
(Series Record: 0-1)					
San Francisco	L	*	1976-77	A	87-93
(Series Record: 0-1)					
Santa Clara	L	*	1955-56	N	59-61
(Series Record: 1-1)	W	*	1976-77	N	94-80
Seton Hall	W	*	1972-73	N	80-61
(Series Record: 2-0)	W	*	1077-78	N	94-63
Sewanee	L	*	1948-49	H	35-43
(Series Record: 3-3)	W	*	1949-50	A	80-59
	W	*	*	A	85-65
	L	*	1951-52	N	48-58
	L	*	1952-53	A	58-69
South Alabama	W	*	1971-72	H	105-72
(Series Record: 8-2)	W	*	*	A	104-81
	W	*	1972-73	A	86-69
	W	*	1973-74	H	105-63
	W	*	*	A	96-91
	W	*	1976-77	H	115-86
	L	*	1977-78	H	56-58
	L	*	1978-79	A	61-78
	W	*	1988-89	H	87-82
	W	*	1989-90	A	78-75
South Carolina	W	*	1959-60	H	93-75
(Series Record: 13-13)	L	*	1960-61	A	72-81
	W	*	1968-69	H	87-76
	L	*	1980-81	N	78-80
	L	*	*	A	70-83
	W	*	1981-82	A	82-77
	L	*	*	H	84-87
	W	*	1982-83	A	90-65
	L	*	*	H	75-79
	L	*	1983-84	H	68-76
	W	*	*	A	87-82
	W	*	*	N	72-65
	L	*	1984-85	A	77-92
	W	*	*	H	87-75
	L	*	1985-86	A	73-81
	W	*	*	H	68-52
	L	*	1986-87	H	60-63
	W	*	*	A	80-72
	L	*	*	N	85-86
	L	*	1987-88	H	72-80
	L	*	*	A	78-81
	W	*	1988-89	A	69-67
	W	*	*	H	88-72
	W	*	*	A	80-63
	L	*	1989-90	H	53-56
	W	*	*	A	79-70
	W	*	1990-91	A	81-80
	W	*	*	A	70-59
	W	*	*	N	65-55
South Carolina-Aiken	W	*	1979-80	H	82-69
(Series Record: 1-0)					
South Carolina-Spartanburg	W	*	1986-87	H	97-69
(Series Record: 1-0)					
South Dakota	W	*	1970-71	H	125-65
(Series Record: 1-0)					
South Dakota State	W	*	1950-51	N	85-70
(Series Record: 1-0)					
South Florida	W	*	1972-73	H	95-53
(Series Record: 16-6)	L	*	1973-74	A	94-95
	W	*	*	H	118-84
	L	*	1974-75	A	71-77
	W	*	*	H	77-64
	W	*	1975-76	N	78-71
	W	*	*	A	76-72
	W	*	*	H	88-62
	W	*	1976-77	A	97-74
	W	*	*	H	103-72
	W	*	1977-78	N	76-67
	W	*	1979-80	A	89-71
	W	*	*	H	84-69
	L	*	1981-82	A	67-82
	L	*	1982-83	N	77-90
	L	*	1983-84	A	51-53
	L	*	1984-85	H	54-56
	W	*	1986-87	H	83-78



While the Atlantic Coast Conference schools will be new on the FSU schedule, Doug Edwards will have a chance to score against a familiar foe again this season.



Series Records

Team	W/L	Season	Site	Score
South Florida (cont.)				
	W	1987-88	A	86-70
	W	1988-89	H	113-61
	W	1989-90	A	78-72
	W	1990-91	H	80-72
Southern California (Series Record: 2 - 2)				
	W	1968-69	H	70-68
	L	1969-70	A	68-71
	L	1970-71	N	85-94
	W	1990-91	N	75-72
Southern Illinois (Series Record: 1 - 1)				
	W	1972-73	H	78-73
	L	1973-74	A	73-77
Southern Mississippi (Series Record: 16 - 8)				
	L	1951-52		83-84
	L	"		70-78
	W	1956-57		81-72
	W	1958-59		65-62
	L	1959-60		78-87
	W	1970-71		117-84
	W	1982-83		71-65
	W	"		94-82
	W	1983-84		83-64
	W	"		78-74
	L	1984-85		63-77
	W	91-79		
	L	1985-86		92-94
	L	"		96-102
	W	1986-87		95-74
	W	"		117-102
	W	1987-88		83-75
	W	"		87-83
	W	1988-89		104-79
	W	"		81-78
	W	1989-90		113-82
	L	"		72-84
	L	1990-91	A	72-84
	W	"	H	85-83
	L	1948-49	A	47-54
Southwestern (Memphis) (Series Record: 0 - 1)				
Southwestern Louisiana (Series Record: 2 - 0)				
	W	1975-76	H	110-70
	W	"	A	85-65
Southwest Missouri State (Series Record: 0 - 1)				
Spring Hill (Series Record: 3 - 3)				
	W	1947-48	H	39-36
	L	"	A	54-76
	L	1951-52	A	54-64
	W	1954-55	A	81-72
	W	1958-59	H	100-70
	L	1953-54	H	60-69
Stetson (Series Record: 31 - 11)				
	L	1947-48		56-65
	W	"		41-38
	W	1948-49	A	49-40
	W	"	A	40-36
	L	1949-50	H	61-70
	W	"	H	74-68
	L	1950-51	H	66-67
	L	"	A	53-71
	W	"	N	65-58
	L	1951-52	A	48-58
	L	"	H	64-66
	W	1952-53	A	83-79
	L	"	A	81-94
	W	"	H	78-66
	W	1953-54		74-71
	L	"	A	60-82
	W	1954-55	H	94-79
	W	"	A	84-73
	W	"	H	86-77
	W	1955-56	H	91-78
	W	"	A	89-84
	L	1956-57	A	70-97
	L	"	H	85-104
	W	1957-58	H	77-60
	L	1958-59	A	91-98
	W	1962-63	H	73-57
	W	1963-64	A	80-60
	W	1967-68	A	72-60
	W	"	H	111-81
	W	1968-69	H	95-67
	W	1969-70	A	94-64
	W	1970-71	H	78-71
	W	1971-72	A	49-47
	W	"	N	90-54
	W	1972-73	H	84-67
	L	1974-75	A	54-83
	W	1975-76	H	81-71
	W	1976-77	A	87-80
	W	1986-87	H	83-75
	W	1987-88	N	80-67
	W	1988-89	H	91-74
	W	1989-90	H	92-83
	W	1990-91	N	69-64
	L	1950-51	A	54-79
Stuebenville (Series Record: 0 - 2)				
Syracuse (Series Record: 0 - 1)				
	L	1989-90	N	69-90
Tampa (Series Record: 31 - 8)				
	L	1948-49	A	56-58
	W	"	A	60-58
	L	"	N	47-56

Team	W/L	Season	Site	Score
	L	1949-50	A	60-80
	W	"	H	58-56
	W	1950-51	H	30-69
	L	"	A	65-76
	W	1951-52	A	72-66
	W	"	H	79-60
	L	"	N	57-78
	L	1952-53	A	73-77
	W	"	H	83-74
	W	1953-54	H	74-58
	W	"	A	73-63
	W	1954-55	H	90-62
	W	"	A	95-61
	W	1955-56	A	89-67
	W	"	H	88-73
	W	1956-57	A	82-67
	W	"	H	88-57
	W	1957-58	H	72-53
	L	"	A	56-79
	W	1959-60	H	72-67
	L	"	A	68-83
	W	1960-61	H	88-60
	W	"	A	116-95
	W	1961-62	H	91-71
	W	"	H	123-92
	W	1962-63	H	92-60
	W	"	A	80-58
	W	1963-64	H	107-61
	W	1964-65	A	71-64
	W	1965-66	H	121-57
	W	"	A	99-70
	W	1966-67	H	109-72
	W	"	A	87-84
	W	1983-84	H	83-70
	W	1984-85	H	89-52
	W	1985-86	H	86-62
Tennessee (Series Record: 3 - 5)				
	L	1957-58	A	57-74
	L	1960-61	A	68-70
	W	1961-62	A	65-66
	L	1962-63	A	65-66
	L	1964-65	N	43-65
	W	1986-87	N	91-90
	L	1987-88	A	78-81
	W	1988-89	H	101-90
	W	1984-85	H	90-73
Tennessee-Martin (Series Record: 1 - 0)				
Tennessee Tech (Series Record: 1 - 0)				
Texas				
	W	1969-70	H	82-61
Texas A&M (Series Record: 2 - 0)				
	W	1970-71	A	80-78
	L	1956-57	H	74-83
Texas Christian (Series Record: 0 - 1)				
	W	1973-74	N	99-79
	W	1977-78	A	100-77
	L	1983-84	A	60-66
Texas Southern (Series Record: 1 - 0)				
Toledo (Series Record: 2 - 0)				
	W	1976-77	N	70-66
Troy State (Series Record: 8 - 1)				
	W	1979-80	A	94-91
	W	1947-48	H	57-37
	W	"	A	48-49
	W	1948-49	A	68-64
	W	"	H	63-45
	W	1949-50	H	61-27
	W	"	A	79-71
	W	1955-56	H	90-65
	W	1976-77	H	83-69
	W	1977-78	H	110-82
Tulane (Series Record: 20 - 10)				
	L	1966-67	A	85-87
	W	"	H	100-90
	W	1968-69	A	97-94
	W	"	H	99-90
	W	1969-70	A	82-77
	W	"	H	112-77
	L	1970-71	G	69-88
	W	1971-72	H	94-84
	W	1977-78	A	71-56
	W	"	A	87-85
	W	"	H	103-85
	L	1978-79	A	60-74
	W	"	H	89-84
	W	"	A	101-92
	W	1979-80	N	109-97
	L	"	A	79-80
	W	"	A	85-73
	W	1980-81	H	79-61
	W	"	A	74-68
	L	1981-82	A	53-66
	L	"	H	61-82
	W	"	N	54-49
	L	1982-83	H	79-80
	L	"	A	66-71
	L	1983-84	A	43-50
	W	"	H	52-51
	L	1984-85	A	61-64
	W	"	H	74-51

Team	W/L	Season	Site	Score
	W	1989-90	H	92-68
	W	"	A	69-67
	L	1990-91	A	61-77
Tulsa (Series Record: 3 - 0)				
	W	1983-84	H	91-76
	W	1984-85	A	74-72
	W	1982-83	N	96-80
	L	1971-72	A	76-81
UCLA (Series Record: 0 - 1)				
Union (Tenn.) (Series Record: 0 - 1)				
	L	1948-49	A	52-56
Valdosta State (Series Record: 15 - 0)				
	W	1960-61	H	86-66
	W	1961-62	H	72-42
	W	1962-63	H	65-42
	W	"	A	61-56
	W	1964-65	H	81-57
	W	1965-66	H	69-68
	W	1966-67	H	82-58
	W	1967-68	H	81-51
	W	1968-69	H	120-75
	W	"	A	84-81
	W	1970-71	H	111-63
	W	1971-72	H	134-65
	W	1974-75	H	81-74
	W	1975-76	H	106-67
	W	1986-87	H	85-75
Vanderbilt (Series Record: 0 - 2)				
	L	1960-61	A	55-75
Vermont (Series Record: 1 - 0)				
	W	1976-77	A	76-67
Villanova (Series Record: 0 - 1)				
	L	1988-89	N	67-68
Virginia Military (Series Record: 2 - 1)				
	W	1964-65	H	76-72
	W	1965-66	A	65-64
Virginia Tech (Series Record: 16 - 14)				
	L	1968	A	74-77
	W	1970	H	83-73
	L	1973	A	82-91
	W	1974	H	85-80
	L	1979	N	80-68
	L	1980	H	77-79
	L	"	A	76-78
	L	1981	A	70-80
	W	"	H	80-76
	W	1982	A	69-65
	L	1983	A	76-77
	W	"	H	69-70
	W	"	H	82-78
	W	1984	H	58-57
	W	"	A	93-79
	L	1985	A	71-85
	L	"	H	75-87
	W	"	N	97-93
	L	1986	A	73-86
	L	"	H	84-92
	W	"	N	77-76
	L	1987	A	79-82
	W	"	H	107-78
	L	1988	A	87-88
	W	"	H	92-79
	W	1989	A	100-97
	W	"	H	117-87
	W	1990-91	A	71-60
	W	"	H	91-79
	W	"	N	91-71
	W	1971-72	N	85-77
Washington (Series Record: 1 - 1)				
	L	1975-76	N	54-69
Washington State (Series Record: 1 - 0)				
	W	1971-72	N	85-61
Wake Forest (Series Record: 1 - 1)				
	L	1958-59	A	64-73
Western Carolina (Series Record: 2 - 0)				
	W	1935-86	H	91-83
	W	1986-87	A	101-76
West Virginia (Series Record: 0 - 3)				
	L	1955-56	N	69-78
	L	1956-57	A	54-88
	L	1957-58	A	51-103
Western Kentucky (Series Record: 5 - 0)				
	W	1973-74	N	107-87
	W	1975-76	H	88-80
	W	1976-77	A	93-73
	W	1978-79	H	70-59
	W	1979-80	A	67-65
Wisconsin-Milwaukee (Series Record: 3 - 0)				
	W	1970-71	H	98-61
	W	1973-74	N	84-82
	W	1974-75	H	104-82
Wofford (Series Record: 0 - 2)				
	L	1947-48	A	45-48
	L	"	A	38-77
Xavier (Ohio) (Series Record: 0 - 1)				
	L	1957-58	A	60-76



1947 - 48 - Won 5, Lost 13 (.277)

Table listing scores for 1947-48 season, including Spring Hill (H), Troy State (H), Wofford (A), Stetson (A), Georgia Teachers (H), Georgia (A), Mercer (H), Spring Hill (A), Troy State (A), Mercer (A), Erskine (A), Wofford (A), Georgia (H), Florida Southern (A), Georgia Teachers (A), Florida Southern (H), Stetson (H), Erskine (H).

1948 - 49 - Won 12, Lost 12 (.500)

Table listing scores for 1948-49 season, including Mississippi College (H), Florida Southern (H), Florida Southern (A), Troy State (A), Lambuth (A), Union (A), Southwestern (A), Stetson (A), Stetson (A), Tampa (A), Troy State (H), Oglethorpe (A), Mercer (A), Tampa (A), Mississippi College (A), Mississippi (A), Oglethorpe (H), Sewanee (H), Sewanee (A), Birmingham Southern (H), Mercer (N), Tampa (N), Lambuth (N).

1949 - 50 - Won 15, Lost 10 (.600)

Table listing scores for 1949-50 season, including Mississippi College (H), Mississippi College (H), Troy State (H), Charleston (H), Central (Mo.) (A), Drury (A), S.W. Missouri State (A), Tampa (A), Florida Southern (A), Florida Southern (A), Mercer (H), Howard (A), Birmingham Southern (A), Mississippi (H), Stetson (H), Mercer (A), Howard (H), David Lipscomb (H), Tampa (H), Troy State (A), Sewanee (A), Sewanee (A), Stetson (A), Florida Southern (N), Mississippi College (N).

1950 - 51 - Won 18, Lost 9 (.667)

Table listing scores for 1950-51 season, including Charleston (A), Mercer (A), Conn. St. Teachers (H), Howard (H), Florida Southern (A), Miami (A), David Lipscomb (A), Mississippi (H), Florida Southern (H), Tampa (H), Howard (A), Tampa (A), Stetson (A), Rollins (A), Loyola of N.O. (H), Mississippi (A), Mississippi College (A), Mercer (H), Rollins (H), Howard (N), Mercer (A), Stetson (N), Georgia Teachers (N).

1950-51 (cont.)

Table listing scores for 1950-51 (cont.), including S. Dakota State (N), Peppertine (N), Millikin (N).

1951 - 52 - Won 5, Lost 20 (.200)

Table listing scores for 1951-52 season, including Parris Is. Marines (A), Culver-Stockton (H), Mississippi State (A), Southern Mississippi (A), Southern Mississippi (H), Springhill (A), Sewanee (N), Georgia (N), Clemson (N), Florida (N), Loyola of N.O. (A), Miami (A), Tampa (A), Florida Southern (A), Georgia Teachers (H), Florida Southern (H), Parris Is. Marines (H), Rollins (H), Stetson (A), Rollins (A), Miami (H), Tampa (H), Stetson (H), Miami (N), Tampa (N).

1952 - 53 - Won 11, Lost 11 (.500)

Table listing scores for 1952-53 season, including Mercer (A), Georgia Teachers (A), Rollins (H), Mercer (H), Central Missouri (H), Sewanee (A), Mississippi State (H), Loyola of N.O. (H), Miami (A), Tampa (A), Florida Southern (A), Rollins (A), Memphis State (A), Arkansas State (A), Stetson (H), Florida Southern (A), Tampa (H), Loyola of N.O. (A), Miami (H), Stetson (A), Mercer (N), Stetson (A).

1953 - 54 - Won 13, Lost 7 (.619)

Table listing scores for 1953-54 season, including Mississippi State (A), Mercer (H), Georgia Teachers (H), Jacksonville St. (Ala.) (H), Tampa (H), Loyola of N.O. (H), Miami (A), Rollins (A), Tampa (A), Florida Southern (A), Stetson (A), Loyola of N.O. (A), Georgia Teachers (A), Arkansas State (H), Miami (H), Loyola of N.O. (A), Georgia Teachers (A), Arkansas State (H).

1954 - 55 - Won 22, Lost 4 (.846)

Table listing scores for 1954-55 season, including Jacksonville State (H), Georgia Teachers (H), Tampa (H), Stetson (H), Miami (H), Florida (H), Georgia (N), Duke (A), Florida Southern (A), Tampa (A), Georgia (H), Spring Hill (A), Mississippi State (A), Stetson (A), Rollins (H), Florida Southern (H), Georgia (A), Rollins (A), Loyola (A), Mississippi State (H).

1954-55 (cont.)

Table listing scores for 1954-55 (cont.), including Loyola (H), Miami (A), Stetson (H), Georgia Teachers (H), Montana State (N), Beloit (N).

1955 - 56 - Won 16, Lost 9 (.640)

Table listing scores for 1955-56 season, including North Carolina (A), E. Tennessee St. (A), Rollins (H), Stetson (H), Tampa (A), Morningside (H), Clemson (N), Boston University (N), Mississippi State (N), West Virginia (N), Santa Clara (N), New York Univ. (N), Miami (H), Rollins (A), Georgia (A), Georgia Teachers (A), Loyola of N.O. (H), Troy State (H), Tampa (H), Florida Southern (H), Florida Southern (A), Stetson (A), Miami (A), Loyola of N.O. (A), Georgia (H).

1956 - 57 - Won 9, Lost 17 (.346)

Table listing scores for 1956-57 season, including Duquesne (A), Morehead State (A), West Virginia (A), Bradley (A), Florida (A), Texas A&M (H), East Tennessee State (H), Georgia (H), Morehead State (N), Furman (N), North Carolina State (A), Miami (H), Stetson (A), Stetson (H), Georgia (A), Tampa (H), Rollins (H), Florida Southern (A), Florida Southern (H), Rollins (H), Southern Mississippi (H), Loyola of N.O. (H), Miami (A), Tampa (H), Centenary (A), Loyola of N.O. (A).

1957 - 58 - Won 9, Lost 16 (.360)

Table listing scores for 1957-58 season, including Tennessee Tech (H), Murray State (H), Tennessee (A), Florida (A), Furman (A), Loyola of N.O. (A), Louisiana State (A), Citadel (N), Georgia (N), Loyola of N.O. (H), Tampa (H), Memphis State (A), Stetson (H), Miami (H), West Virginia (A), Marshall (A), Ohio University (A), Xavier of Ohio (A), Army (H), Oklahoma City (H), Rollins (H), Memphis State (H), Miami (A), Tampa (A), Georgia (H).

1958 - 59 - Won 8, Lost 15 (.347)

Table listing scores for 1958-59 season, including Kentucky (A), Furman (H), Spring Hill (H), Wake Forest (A), Florida (H), Auburn (A), Miami (N), Georgia (N), Louisiana State (H), Auburn (H), Southern Mississippi (H), Memphis State (H), Miami (H), Georgia (A), Oklahoma City (A), Centenary (A), Loyola of N.O. (H), Murray State (A), Memphis State (A), Oklahoma City (H), Stetson (A), Rollins (A), Miami (A).

1959 - 60 - Won 10, Lost 15 (.400)


Table listing scores for 1959-60 season, including Louisiana State (A), Loyola of N.O. (A), Florida (A), Auburn (A), Alabama (A), Clemson (A), Auburn (H), Jacksonville (A), Georgia (N), South Carolina (H), Citadel (H), Centenary (H), Southern Mississippi (A), Memphis State (A), Tampa (H), Miami (H)/93, Morehead State (H), Tampa (A), Memphis State (H), Rollins (H), Furman (A), Citadel (A), Loyola of N.O. (H), Miami (A), Georgia (H).

1960 - 61 - Won 14, Lost 10 (.583)

Table listing scores for 1960-61 season, including Tampa (H), Kentucky (A), Vanderbilt (A), Auburn (A), Clemson (H), Florida (A), South Carolina (A), Clemson (A), Georgia (N), Tennessee (A) (OT), Loyola of N.O. (H), Miami (H), Auburn (N), Rollins (A), Alabama (H), Citadel (H), Valdosta State (H), Georgia (A), Citadel (A), Furman (H), Florida (A), Tampa (A), Miami (A), Loyola of N.O. (A).

1961 - 62 - Won 15, Lost 8 (.651)

Table listing scores for 1961-62 season, including Ohio State (A), Wisconsin (A), Rice (H), Florida (A), Auburn (A), Clemson (H), Tennessee (A), Auburn (H), Oklahoma City (H), Furman (A), Clemson (A), Rollins (A), Rollins (H), Miami (H), Alabama (A).



Florida State took on Kentucky in the second round of the 1978 NCAA Tournament.

1961-62 (cont.)

81 Oklahoma City (A)	79
76 Houston (A)	84
72 Valdosta State (H)	42
91 Tampa (H)	71
71 Georgia (A)	62
79 Florida (H)	56
83 Miami (A)	80
123 Tampa (H)	92
101 Georgia (H)	69

1962 - 63 — Won 15, Lost 10 (.600)

92 Tampa (H)	60
65 Valdosta State (H)	42
59 Florida (H)	80
47 Auburn (A)	65
72 Alabama (H)	63
54 Kentucky (A)	83
70 Auburn (H)	77
56 Richmond (H)	62
77 Georgia (H)	69
49 Alabama (N)	48
79 Georgia Southern (N)	60
65 Tennessee (A)	66
72 Chattanooga (A)	55
77 Miami (H)	74
88 Georgia (H)	54
78 Georgia (A)	90
55 Georgia Tech (A)	70
86 Florida (A)	94
76 Houston (H)	69
63 Alabama (A)	61
61 Valdosta State (A)	56
73 Stetson (H)	57
82 Centenary (H)	68
73 Phillips 66 Oilers (H)	82
70 Miami (A)	99
80 Tampa (A)	58

1963 - 64 — Won 11, Lost 14 (.444)

55 Florida (A)	78
69 Auburn (H)	67
53 Alabama (A)	62
81 Rice (A)	102
60 Texas Christian (A)	86
107 Tampa (H)	61
91 Tulsa (H)	78
53 Air Force (N)	76
85 Manhattan (N)	81
65 Richmond (A)	69
72 Virginia Military (A)	93
80 Miami (H)	78
91 Memphis State (H)	80
60 Florida (H)	52
64 Georgia (H)	63
50 Florida (A)	52
59 Auburn (A)	63
95 Alabama (H)	77
57 Furman (H)	48
72 Centenary (A)	79
72 Memphis State (A)	84
73 Georgia Tech (A)	77
101 Jacksonville (H)	77
80 Stetson (A)	60
80 Miami (A)	82
70 Georgia (A)	85

1964 - 65 — Won 16, Lost 10 (.620)

81 Valdosta State (H)	57
76 Virginia Military (H)	72
68 Auburn (A)	92
73 Alabama (A)	76
51 Florida (H)	50
56 Oklahoma State (N)	60
82 Baylor (N)	64
43 Tennessee (N)	65
74 Tulsa (A)	72
44 DePaul (N)	52
77 Creighton (N)	85

1964-65 (cont.)

81 Rice (N)	56
64 Georgia (A) (OT)	55
67 Miami (H)	66
74 Memphis State (H)	61
72 Georgia Tech (H)	65
58 Auburn (H)	55
66 Alabama (H)	75
62 Duquesne (H)	58
81 Memphis State (A)	70
97 Jacksonville (H)	74
76 Georgia Tech (A)	77
71 Tampa (A)	64
65 Florida (A)	77
75 Miami (A)	82
85 Georgia (H)	83

1965 - 66 — Won 15, Lost 11 (.577)

73 Lamar Tech (H)	68
69 Valdosta (H)	63
121 Tampa (H)	57
62 Florida (A)	75
80 North Carolina (A)	115
62 Calif.-Santa Barbara (H)	61
65 V.M.I. (A)	64
58 Auburn (A)	59
69 Florida (H)	87
57 Georgia (A)	64
78 Miami (H)	62
73 Loyola of N.O. (H)	53
67 Memphis (H)	62
65 Florida (H)	74
86 Jacksonville (A)	90
96 Panama Nationals (H)	73
71 Georgia Tech (H)	66
66 Memphis (A)	81
62 Loyola of N.O. (A)	63
78 Jacksonville (A)	49
88 Georgia Tech (A)	95
77 Samford (H)	66
92 Southern Southern (H)	54
92 Tampa (A)	70
90 Miami (A)	112
87 Georgia (H)	69

1966 - 67 — Won 11, Lost 15 (.423)

62 Valdosta State (H)	58
76 Rice (H)	72
76 Florida (A)	50
48 Kansas (A)	62
58 Kansas State (A)	81
76 Richmond (A)	80
59 Eastern Kentucky (A)	81
83 Citadel (A)	67
54 North Carolina (A)	81
79 Alabama (A)	80
99 Auburn (A)	67
61 Miami (H)	60
85 Tulane (A)	87
42 Memphis State (A)	46
81 Jacksonville (H)	70
71 Marshall (H)	77
68 Georgia Tech (H)	75
109 Tampa (H)	72
61 Memphis State (H)	51
68 Jacksonville (A)	67
100 Tulane (H)	90
84 Florida Southern (A)	76
75 Florida (H)	90
84 Georgia Tech (A)	102
87 Tampa (A)	84
90 Miami (A)	110

1967 - 68 — Won 19, Lost 8 (.704)

90 Fla. Presbyterian (A)	66
69 Ohio State (A)	76
87 Florida (H)	95
104 Samford (H)	89
58 Marquette (A)	78
130 Louisiana State (N)	100
114 Richmond (H)	91
80 Rutgers (H)	77
94 Geo. Washington (A)	69
67 Evansville (A)	76
96 Citadel (A)	75
111 Stetson (H)	81
122 Miami (H)	93
92 Jacksonville (H)	79
73 Georgia Tech (A)	57
109 Hofstra (H)	71
81 Valdosta State (H)	71
80 North Carolina (A)	86
110 East Carolina (H)	100
93 Citadel (H)	50
104 Florida Southern (H)	62

1967-68 (cont.)

106 Jacksonville (A)	65
64 Florida (A)	89
72 Georgia Tech (H)	67
72 Stetson (A)	60
84 Miami (A)	95
69 East Tenn. State (A)	79
* NCAA Mid East Regionals	

1968 - 69 — Won 18, Lost 8 (.692)

120 Valdosta State (H)	75
111 Miami (A)	84
93 Jacksonville (A)	85
74 Virginia Tech (A)	77
78 Louisville (A)	79
70 Southern California (H)	68
86 Ohio State (H)	93
104 New Hampshire (H)	52
68 Jacksonville (A)	76
97 Tulane (A)	94
85 Miami (H)	61
67 Kent State (H)	76
99 Tulane (H)	90
80 Rice (A)	83
92 Hawaii (H)	60
87 South Carolina (H)	76
93 Jacksonville (H)	89
84 Valdosta State (A)	81
70 Clemson (A)	67
82 North Carolina (A)	100
95 Stetson (H)	67
79 Dayton (H)	71
76 Georgia Tech (H)	84
98 Georgia Tech (A)	80
84 Florida Southern (A)	79
89 Miami (A)	86

1969 - 70 — Won 23, Lost 3 (.885)

69 Oregon State (H)	66
100 Oregon (H)	84
107 Rollins (A)	86
75 North Carolina (A)	86
86 Georgetown (H)	65
79 Louisville (H)	69
82 Texas (H)	61
86 Army (N)	51
88 Florida (N)	63
121 Pepperdine (A)	83
86 So. California (A)	71
87 Arizona (A)	78
104 Miami (H)	63
82 Tulane (A)	77
122 Clemson (H)	80
89 Georgia Tech (A)	83
89 Jacksonville (H)	83
83 Virginia Tech (H)	73
80 Kent State (A)	79
82 Dayton (A)	76
98 Florida Southern (H)	74
112 Tulane (H)	77
81 Jacksonville (A)	85
97 Georgia Tech (H)	80
84 Stetson (A)	64
112 Miami (A)	96

1970 - 71 — Won 17, Lost 9 (.654)

80 Texas (A)	78
106 Biscayne (H)	70
125 South Dakota (H)	65
117 Southern Mississippi (N)	84
108 Jacksonville (A)	114
111 Valdosta State (H)	63
85 So. California (N)	94
64 Miami (Ohio) (N)	67
95 Pan American (A)	90
95 Arizona (H)	85
101 Pepperdine (H)	82
114 Miami (H)	106
96 Manhattan (H)	68
69 Tulane (A)	66
122 Samford (H)	79
78 Stetson (H)	71
67 Georgia Tech (H)	85
65 Jacksonville (A)	83
82 California-Irvine (H)	69
98 Wisconsin-Milw. (H)	61
61 Georgia Tech (A)	76
113 Georgia Southern (A)	81
79 Jacksonville (H)	90
61 North Carolina (A)	70
74 Florida Southern (A)	66
94 Miami (A)	100



1971 - 72 - Won 27, Lost 6 (.818)

Table listing scores for 1971-72 season, including teams like Oglethorpe, Eastern Kentucky, Stetson, Jacksonville, Valdosta State, Hawaii, Oregon State, Washington, St. Louis, E. Tennessee State, Mercer, Hofstra, Biscayne, South Alabama, Georgia Tech, Jacksonville, Florida Southern, Pan American, Houston, South Alabama, Tulane, Georgia Tech, Jacksonville, Stetson, Biscayne, Cincinnati, NCAA Tournament, Eastern Kentucky, Minnesota, Kentucky, North Carolina, UCLA.

1972 - 73 - Won 18, Lost 8 (.692)

Table listing scores for 1972-73 season, including Georgia Southern, Eastern Kentucky, Princeton, Baylor, Alabama, Northwestern, Penn State, Brigham Young, Oklahoma City, Connecticut, Georgetown, Cincinnati, Stetson, Jacksonville, Samford, Southern, South Florida, Virginia Tech, Seton Hall, Cincinnati, Jacksonville, North Carolina, South Alabama, Marshall, Mercer.

1973 - 74 - Won 18, Lost 8 (.692)

Table listing scores for 1973-74 season, including Hofstra, Biscayne, Clemson, Pittsburgh, Eastern Kentucky, Louisville, Memphis State, W. Kentucky, Wake Forest, Indiana State, Wis.-Milw., Texas A&M, Houston, Virginia Tech, Georgia Southern, South Florida, South Illinois, Jacksonville, New Mexico, Canisius, South Florida, Jacksonville, North Carolina, South Alabama, Fairleigh Dickinson, South Alabama.

1974 - 75 - Won 18, Lost 8 (.692)

Table listing scores for 1974-75 season, including Valdosta State, Illinois State, Marshall, Memphis State, Louisville, Ohio University, Purdue, Eastern Kentucky, Wisconsin-Milw., Biscayne, South Florida, Hofstra, Biscayne, Canisius, New Mexico, UT-Chattanooga, Jacksonville, Georgia Southern, Georgia State, Jacksonville, Mercer, South Florida, Stetson.

1975 - 76 - Won 21, Lost 6 (.778)

Table listing scores for 1975-76 season, including Rollins, Eastern Kentucky, Indiana, Palm Beach Atlantic, South Florida, Alabama, Washington, Oregon State, Colorado State, Western Kentucky, Jacksonville, Baptist College, Jacksonville, South Florida, Southwestern La., Georgia State, Missouri, Mercer, Southwestern La., Dayton.

1976 - 77 - Won 16, Lost 11 (.592)

Table listing scores for 1976-77 season, including Toledo, Clemson, Missouri Western, Austin Peay, Missouri, Santa Clara, San Francisco, Army, Vermont, Louisville, Western Kentucky, Troy State, Madison, Memphis State, South Florida, South Alabama, Jacksonville, N.C.-Charlotte, Mercer, Baptist, Kentucky, Stetson, Dayton, Jacksonville, South Florida, Oral Roberts, Georgia Tech, Metro Tournament.

1977 - 78 - Won 23, Lost 6 (.793)

Table listing scores for 1977-78 season, including Rollins, Troy State, St. Leo, South Florida, Seton Hall, Texas A&M, Navy, Missouri.

1977-78 (cont.)

Table listing scores for 1977-78 season (continued), including Cincinnati, Tulane, Minnesota, Tulane, Fairleigh Dickinson, Tulane, Cincinnati, Louisville, St. Louis, South Alabama, St. Louis, Memphis State, UNC-Charlotte, Louisville, Georgia Tech, Oral Roberts, Georgia Tech, Louisville, Kentucky.

1978 - 79 - Won 18, Lost 10 (.642)

Table listing scores for 1978-79 season, including Eckerd, Western Kentucky, Auburn, Florida, Florida Southern, Dayton, Penn State, Alabama-Birmingham, Jacksonville, Georgia Southern, Old Dominion, Tulane, St. Louis, Memphis State, Louisville, Georgia Tech, Georgia Southern, Cincinnati, Tulane, Louisville, Jacksonville, South Alabama, Georgia Tech, St. Leo, Cincinnati, Memphis State, Tulane, Virginia Tech.

1979 - 80 - Won 22, Lost 9 (.709)

Table listing scores for 1979-80 season, including Florida A&M, Jacksonville, South Florida, Florida, Memphis State, Marquette, Minnesota, Western Kentucky, Tulane, St. Leo, South Florida, Memphis State, Tulane, South Carolina-Aiken, Marquette, Virginia Tech, Louisville, Cincinnati, Auburn, Memphis State, Cincinnati, Florida Southern, St. Leo, Jacksonville, Cleveland State, Alabama-Birmingham, Virginia Tech, Louisville, Cincinnati, St. Leo, Toledo, Kentucky.

1980 - 81 - Won 17, Lost 11 (.607)

Table listing scores for 1980-81 season, including Central Florida, Minnesota, Jacksonville, Florida, Auburn.

1980-81 (cont.)

Table listing scores for 1980-81 season (continued), including Missouri, Georgia, South Carolina, Memphis State, Cincinnati, Baptist College, Virginia Tech, Louisville, Jacksonville, Tulane, Florida, Tulane, St. Leo, Louisville, Cincinnati, Virginia Tech, South Carolina, Florida A&M, St. Leo, Cincinnati.

1981 - 82 - Won 11, Lost 17 (.393)

Table listing scores for 1981-82 season, including Florida A&M, Georgia, Jacksonville, South Florida, Jacksonville, Florida, Auburn, South Carolina, UNC-Charlotte, Dayton, Louisville, Memphis State, Florida, St. Leo, Virginia Tech, St. Leo, Jacksonville, Louisville, Tulane, Memphis State, Cincinnati, St. Leo, Jacksonville, Tulane, Jacksonville, Tulane, Memphis State, Cincinnati, St. Leo, Virginia Tech, Cincinnati, Tulane, Louisville.

1982 - 83 - Won 14, Lost 14 (.500)

Table listing scores for 1982-83 season, including St. Leo, Auburn, Florida A&M, South Florida, Jacksonville, Florida, Pittsburgh, San Diego State, Tulsa, New Mexico, Jacksonville, Louisville, Southern Mississippi, Virginia Tech, Cincinnati, Southern Mississippi, South Carolina (A), Cincinnati, Louisville, Jacksonville, Tulane, Virginia Tech, New Mexico, Memphis State, South Carolina, Memphis State, Tulane, Memphis State.

1983 - 84 - Won 20, Lost 11 (.645)

Table listing scores for 1983-84 season, including Central Florida, Tampa, Florida, Auburn, Jacksonville, Florida International, Pittsburgh, Florida, Fuman, South Carolina.



1983-84 (cont.)

83 Southern Mississippi (A)	64
43 Tulane (A)	50
71 Cincinnati (H)	57
92 Baptist College (H)	75
71 Louisville (A)	95
87 South Carolina (A)	82
78 Southern Mississippi (H)	74
75 Louisville (H)	60
69 Memphis State (H)	73
47 Jacksonville (A)	56
67 Memphis State (A)	75
52 Tulane (H)	51
51 South Florida (A)	53
58 Virginia Tech (H)	57
85 Cincinnati (A)	64
93 Virginia Tech (A)	79
82 Monmouth College (H)	65
72 South Carolina (N)	65
63 Memphis State (N)	65
74 North Carolina State (N) (OT)	71
83 Pittsburgh (N)	66

1984 - 85 — Won 14, Lost 16 (.466)

89 Tampa (H)	52
65 Florida (H)	59
97 Florida International (H)	43
61 Jacksonville (A)	60
90 Tennessee-Martin (H)	73
83 Pittsburgh (N)	76
97 Furman (A)	75
62 Cincinnati (A)	63
69 North Carolina (N)	78
86 St. Joseph's (H)	71
54 South Florida (H)	56
62 Louisville (H)	63
71 Virginia Tech (A)	85
66 North Carolina State (A)	72
69 Memphis State (H)	74
63 Southern Miss (A)	77
91 Tulane (A)	84
77 South Carolina (A)	92
79 Florida (A)	86
74 Tulane (H)	51
91 Southern Miss (H)	79
88 Jacksonville (H)	72
68 Memphis State (A)	70
62 Louisville (A)	83
75 Virginia Tech (H)	87
86 Cincinnati (H)	60
87 South Carolina (H)	75
97 Virginia Tech (N)	93
75 Cincinnati (N)	65
86 Memphis State (N) (OT)	90

1985 - 86 — Won 12, Lost 17 (.414)

86 Tampa (H)	62
66 Florida (A)	85
76 North Carolina State (H)	67
91 Western Carolina (H)	83
122 Florida Tech	83
89 Alabama (A)	100
75 Pitt (A)	88
64 North Carolina (A)	109
62 Jacksonville (H)	69
76 Central Florida (H)	58
113 California Univ.-Pa. (H)	75
76 Cincinnati (H)	73
64 Louisville (H)	85
92 Southern Mississippi (H)	84
75 Miami (A)	83
55 New Orleans (A)	76
73 Virginia Tech (A)	86
73 South Carolina (A)	81
90 Miami (H)	72
96 Southern Miss (A)	102
73 Memphis State (A)	99
96 New Orleans (H)	77
72 Cincinnati (A)	78
67 Louisville (A)	89
82 Memphis State (H)	80
84 Virginia Tech (H)	92
68 South Carolina (H)	62
77 Virginia Tech (N)	76
71 Memphis State (N)	73

1986 - 87 — Won 19, Lost 11 (.633)

80 Florida (H)	76
97 South Carolina-Spartanburg (H)	69
72 Alabama (H)	71
92 Oklahoma (A)	109
101 Western Carolina (A)	76
85 Valdosta State (H)	75
84 Alcorn State (N) *	62
91 Tennessee (N) (OT) *	90
78 Jacksonville (A)	90

1986-87 (cont.)

57 Wisconsin-Green Bay (H)	49
64 Louisville (H) Metro	73
83 Stetson (H)	75
67 Cincinnati (A) Metro	69
58 Memphis State (A) Metro	76
60 South Carolina (H) Metro	63
95 Southern Miss (A) Metro	74
76 Central Florida (H)	57
79 Virginia Tech (A) (OT) Metro	82
77 Cincinnati (H) Metro	64
57 Miami (A)	63
98 Memphis State (H) Metro	89
80 South Carolina (A) Metro	72
83 South Florida (H)	78
71 Louisville (A) Metro	87
107 Virginia Tech (H) Metro	78
108 Miami (H)	64
117 Southern Miss (H) Metro	102
85 South Carolina (N) Metro	86
107 Rhode Island (H) NIT	92
92 Vanderbilt (A) NIT	109

* Red Lobster Classic (1st Place)

1987 - 88 — Won 19, Lost 11 (.633)

67 Bucknell (H)	56
121 Florida International (H)	75
63 Penn State (H)	60
87 Oklahoma (H)	89
48 Florida (A)	71
80 Stetson (N)	67
78 Tennessee (A) (OT)	81
93 Hardin-Simmons (H)	79
121 Florida International (A) *	72
101 Central Florida (A) *	67
87 Jacksonville (H)	63
83 Louisville (H) Metro	76
92 Memphis State (H) Metro	85
86 South Florida (A)	70
74 Cincinnati (A) Metro	71
72 Memphis State (A) Metro	80
93 Central Florida (H)	69
87 Virginia Tech (A) Metro	88
82 Monmouth (H)	68
101 Cincinnati (H) Metro	68
63 Southern Miss (H) Metro	75
62 Louisville (A) Metro	82
76 Memphis State (A) Metro	81
108 Alabama State (H)	90
78 South Carolina (A) Metro	81
92 Virginia Tech (H) Metro	79
87 Southern Miss (A) Metro	83
84 Cincinnati (A) NIT	74
74 Memphis State (A) NIT	81
98 Iowa (A) NCAA West Region	102

1988 - 89 — Won 22, Lost 8 (.733)

133 Central Florida (H)	79
100 Florida International (H)	75
104 Florida (H)	86
91 Stetson (H)	74
87 South Alabama (H)	82
78 Penn State (A)	71
113 South Florida	81
97 Central Florida (N)	64
67 Villanova (N)	66
113 Rider College (H)	67
104 Southern Miss (H)	79
85 Jacksonville (A)	70
101 Tennessee (H)	90
112 Arkansas (A) (OT)	105
95 Cincinnati (H)	80
69 South Carolina (A)	67
100 Virginia Tech (A)	97
82 Memphis State (H)	99
66 Cincinnati (A)	65
81 Louisville (A)	78
88 South Carolina (H)	72
77 Louisville (H) (OT)	78
78 Memphis State (A)	89
77 New Orleans (A)	83
100 La Salle (A)	101
117 Virginia Tech (H)	97
81 Southern Miss (A)	78
80 South Carolina (H)	63
80 Louisville (N)	87
83 Middle Tennessee State (N)	97

1989 - 90 — Won 16, Lost 15 (.516)

70 Kansas State (N)	71
75 Alaska (N)	74
60 Connecticut (N)	53
69 Florida (A)	82
82 Auburn (H)	78
66 New Orleans (H)	64
78 South Florida (A)	72

1989-90 (cont.)


100 Samford (H)	62
92 Stetson (H)	63
72 NC State (N)	90
95 Rhode Island (N)	76
78 South Alabama (A)	75
92 Tulane (H)	68
113 Southern Miss (H)	82
104 Jacksonville (H) (2 OT)	99
62 Cincinnati (A)	82
66 Louisville (H)	73
97 Miami (A) (2 OT)	101
53 South Carolina (H)	56
78 Memphis State (H)	72
67 Virginia Tech (A)	63
72 Southern Miss (A)	87
69 Syracuse (N)	90
50 Louisville (A)	64
69 Cincinnati (H)	72
69 Memphis State (A)	81
92 Miami (H)	73
69 Tulane (A)	67
95 Texas Southern (H)	71
79 South Carolina (A)	70
64 Cincinnati (N) (OT)	65

1990 - 91 — Won 21, Lost 11 (.592)

95 Texas Southern (H)	71
68 Florida (H)	85
89 Morgan State (H)	48

1990-91 (cont.)

83 La Salle (H)	74
96 Auburn (A)	99
80 South Florida (H)	72
69 UNLV (A)	101
92 Florida International (A)	73
61 Tulane (A)	77
72 Southern Mississippi (A)	84
72 Cincinnati (H)	67
77 Louisville (H)	66
69 Stetson (N)	64
81 South Carolina (A) (OT)	80
92 Arkansas (H)	109
66 Memphis State (A)	67
71 Virginia Tech (A)	60
85 Tulane (H)	79
67 Cincinnati (A)	76
72 Louisville (A)	88
113 Alabama State (H)	88
99 Jacksonville University (A)	79
79 Syracuse (A)	88
76 Memphis State (H)	64
91 Virginia Tech (H)	79
85 Southern Mississippi (A)	83
70 South Carolina (H)	76
65 South Carolina (N)	55
91 Virginia Tech (N)	71
76 Louisville (H)	69
75 Southern California (N)	72
60 Indiana (N)	82



Michael Polite's high-flying antics led the Seminoles to 20-win seasons in two of the last three years.



Basketball Letterman Club

A

Abraham, Ansluy	1974
Adams, Anhur	1949
Aldridge, Archie	1974
Allen, Herbert	1976
Allen, Randy	1984, 85, 86, 87
Anderson, Kris	1977, 78, 79, 81
Arnold, Granville	1983, 84
Arnold, Rodney	1980, 81
Artmeier, Richard	1954, 55
Ashworth, Rufus	1961

B

Barrow, Tim	1968
Barber, Pee Wee	1966, 87
Barnes, Joey	1968, 69, 90
Benjamin, Lee	1949
Benson, Rick	1952, 53
Biggs, Donald	1966
Bloodworth, John	1966
Boltz, Daniel	1957, 58, 59
Boyd, Aubry	1988, 90, 91
Bozeman, James	1978, 79, 81
Brennan, John	1975
Brodie, Mark	1975
Brown, Murray	1977, 78, 79, 80
Brownward, Dave	1973, 74
Burke, Dennis	1973, 74
Burst, Thomas	1953
Burt, John	1969, 70
Bush, Ken	1969
Byrd, Carlton	1974, 75, 76, 77

C

Cable, Randy	1968, 69, 70
Calkin, Jim	1972
Campbell, Rick	1967
Carter, Tony	1965, 86, 87
Casteele, Robert	1957, 58, 59, 60
Chassee, Richard	1974, 75
Chatman, Ed	1979
Choice, Raleigh	1966, 87
Clyde, Benny	1973
Cole, Otis	1972, 73, 74
Collinsworth, Greg	1979, 80, 81
Coogler, Faurest	1961
Copeland, Chad	1990
Cotton, Bill	1961
Covens, Dave	1968, 69, 70
Cox, Jerry	1978, 79, 80
Cundy, Tom	1952, 53, 54, 55

D

Danford, Richard	1966, 67, 68
Davis, Harry	1975, 76, 77, 78
Davis, Jack	1961
Davis, LaRae	1965, 67
Dawson, Tony	1963, 69
DePatty, Bob	1968
Dillard, Mickey	1977, 78, 80, 81
Dobard, Rodney	1990, 91
Doyle, Kenneth	1967, 68
Durham, Hugh	1957, 58, 59

E

Eason, Michael	1966
Edney, Tim	1961
Edwards, Douglas	1991
Ek, Bob	1962, 63
Elizy, Vernell	1970, 71

F

Fairchild, Charles	1965
Farrar, Joe	1984, 85
Fedor, Dave	1959, 60, 61, 62
Fischer, Louis	1950, 51, 52
Fitchett, Jerome	1985, 86, 87, 88
Forkay, Russell	1966
Fryer, Artie	1972

G

Garcia, Thomas	1957
Garrett, Rowland	1970, 71, 72
Gay, Larry	1971, 72, 73
Gies, Jan	1968, 69, 70
Gilmore, Oren	1961, 61

Gipson, Alton Lee	1984, 85
Giswold, Bill	1963
Glenn, Bill	1966, 67
Glover, Roy	1970
Gonzalez, Pete	1963, 65
Gordon, Duane	1952, 53
Grady, Greg	1973, 74, 75, 76
Graham, Chuck	1990, 91
Gregory, Stu	1957
Guckenberger, Buzz	1955, 59

H

Hands, Lorenzo	1989, 90, 91
Harris, Eugene	1974, 75, 76, 77
Harris, Ron	1970, 71, 72
Harrison, John	1974, 75
Hartman, Bob	1951
Hilaman, Sheldon	1948
Hogan, Jeff	1967, 68, 69
Huge, Cal	1963
Hunter, Tat	1986, 87, 88, 89

J

Jackson, Tony	1977, 78, 79, 80
Jacoby, Leroy	1956, 57, 58
Johnson, Brad	1988
Johnson, Michael	1982, 83, 84
Johnson, Otis	1973

K

Karasek, Tony	1986, 87
Kimrey, Lannie	1969
King, Ron	1971, 72, 73
Klay, Dale	1969, 70
Kuhl, Donnie	1977, 78, 79, 81
Kundid, Michael	1976

L

Lanigan, Robert	1947
Leakey, Ken	1964, 65
Leitch, Colin	1966
Long, Charlie	1961, 62, 63
Loucks, Donald	1948
Lovell, Bobby	1963, 64, 65

M

Mabry, Thomas	1965, 66
Mackin, Kenneth	1969, 70
McCloud, George	1966, 87, 88, 89
McComber, Darryl	1969, 70
McCrory, Benjamin	1947
McCrain, Lawrence	1972, 73, 74
Malmgren, Ronald	1965, 66
Mann, Hank	1975, 78, 79
Marsee, Bud	1950, 51
Martello, Vince	1963, 64
Martin, Terry	1965
Matchett, Scott	1961
Mateer, Craig	1966, 67
Mayes, Tharon	1988, 89, 90
Mensaof, Nick	1959
Miles, Blake	1990
Miles, Bobby	1982, 83, 84
Miller, Ron	1990, 91
Mitchell, Derrick	1968, 69
Moore, Larry	1967, 68
Morrison, Bruce	1965, 66
Morrison, Ian	1967
Murphy, Brian	1965
Myers, Derrick	1991
Myrick, Maurice	1982, 83, 84, 85

N


Nemergut, Ron	1971
Nettles, Ronald	1949

O

Oler, James	1953
-------------	------

P

Parker, William	1948
Parks, Bobby	1976, 79, 80, 81
Patton, Wayne	1955
Pavy, James	1948
Peacock, William	1964, 65



Hugh Durham played basketball at Florida State before moving into the coaching ranks where he was the Seminoles' head coach from 1966-1978. Durham is currently the head coach at the University of Georgia.

Pence, Robert	1950, 51, 52, 53
Perkins, Zach	1973, 74, 75, 76
Petty, Otto	1971, 72, 73
Phillip, Raphael	1982, 83
Philips, William	1966
Polite, Michael	1987, 88, 90, 91

R

Reeves, Dale	1963
Reid, Andre	1991
Reynolds, Carl	1968, 69
Richardson, Jimtom	1952
Ricketts, Dale	1963
Rogers, Peter	1963, 64
Rolle, Elvis	1980, 81
Ross, David	1967, 68
Royals, Reggie	1971, 72, 73

S

Salters, Jessie	1991
Samuel, Greg	1971, 72
Schull, Gary	1964, 65
Shaffer, David	1966
Shaffer, Dean	1984, 85
Shirley, Jerry	1963, 64, 65
Simmons, James	1974, 75
Smalls, Wayne	1974, 75, 76, 77
Smith, James	1976, 77, 78
Smith, Jerry	1960, 61
Speights, David	1982, 83, 84, 85
Stewart, Darryle	1966, 67, 68
Stitt, Cyril	1973, 74, 75
Stolson, Galen	1966
Strom, Larry	1957
Swain, Ray	1961, 62

T

Thomas, Irving	1989, 90
Thompson, David	1976, 77, 78
Tookes, Pernell	1979, 80, 81
Towsey, Jim	1974, 75, 76, 77
Trammell, Jeffrey	1976
Twomey, Fred	1957

V

Vetico, Dave	1977
--------------	------

W

Watts, Robert	1957
Wallace, Jim	1964
Ward, Bob	1957
Ward, Charlie	1991
Warren, Larry	1974, 75, 76
Watson, Ronald	1982, 83, 84
Watts, Byron	1989, 90
Wernke, Paul	1953
Westhafer, Jerry	1952, 63
Westhafer, Joe	1957
White, David	1968, 69, 90, 91
Wiggins, Mitchell	1982, 83
Wilkes, Scott	1982, 83
William, Tony	1982, 83, 84
Williams, Bob	1957
Williams, Joseph	1957
Williams, Willie	1969, 70
Wold, Gary	1953
Woodard, Wayne	1975
Wright, William	1972
Wyman, Jr., Orlando	1948, 49, 50


Y

Young, Ed	1980, 81
Young, Skip	1969, 70, 71


1991-92 Atlantic Coast Conference Basketball Schedule

(ALL TIMES EASTERN — SUBJECT TO CHANGE)

	SUNDAY	MONDAY	TUESDAY	WEDNESDAY	THURSDAY	FRIDAY	SATURDAY	
NOV.	17	18	19	20 James Madison @ GEORGIA TECH (7:30)	21	22 Florida International @ N.C. STATE (7:30)	23 UNC-Chapel Hill @ WAKE FOREST (7:30) Mount St. Mary's @ MARYLAND (8:30)	
	24 The Citadel @ NORTH CAROLINA (2:00)	25 East Carolina @ DUKE (7:30) William & Mary @ VIRGINIA (7:30) The Citadel @ WAKE FOREST (7:30)	26 Jacksonville @ FLORIDA STATE (7:30) Middle Tennessee @ MARYLAND (8:30)	27 NORTH CAROLINA @ Houston (8:30)	28	29 Pennsylvania @ VIRGINIA (7:30)	30 Aurora @ MARYLAND (7:00) Drexel @ North Carolina (2:00) Northwest State @ CLEMSON (7:30) Western Carolina @ N.C. STATE (7:30) Miami @ DUKE (7:30) Purdue @ WAKE FOREST (7:30)	
DECEMBER	1 Cornell @ NORTH CAROLINA (2:00) VIRGINIA @ Alabama (2:00)	2 Civic Center, Hartford, CT WAKE FOREST @ Connecticut (7:30) N.C. STATE @ Michigan (7:30) Ohio Roberts @ CLEMSON (7:30)	ACC/BIG EAST BASKETBALL CHALLENGE			5 Greenboro, NC, Columbia VIRGINIA @ Georgetown (7:30) DUKE @ Johns (7:30)	FLORIDA STATE IN CAPITAL CITY CLASSIC, TALLAHASSEE, FL N.C. STATE IN TOURNAMENT OF CHAMPIONS, CHARLOTTE, NC	
	8	9	10 MARYLAND @ Louisville (8:30)	11	12	13	14 West Virginia @ MARYLAND (7:30) Chapman State @ CLEMSON (7:30) Cincinnati @ GEORGIA TECH (7:30) Central Florida @ NORTH CAROLINA (7:30) DUKE @ Carolina (7:30) WAKE FOREST @ Bowling Green (7:30)	
	15 FLORIDA STATE @ NORTH CAROLINA (2:00)	16 Furman @ CLEMSON (7:30)	17 NORTH CAROLINA @ Jacksonville (7:30)	18 Purdue @ N.C. STATE (7:30) GEORGIA TECH @ Georgia (The Omni) (7:30) U.M. @ WAKE FOREST (7:30) VIRGINIA @ New Orleans (7:30)	19	20 FLORIDA STATE @ South Florida (7:30)	21 Drexel State @ MARYLAND (7:30) WAKE FOREST @ Richmond (7:30) VIRGINIA @ Eastern (8:30) N.C. STATE @ Iowa (7:30) Kentucky @ GEORGIA TECH (7:30)	22 Clemson @ State in Sun Bowl Tournament at Ft. Worth (10:00 AM) MARYLAND @ Rutgers in Fossil Bowl Classic at Lincoln, NJ (2:00) VIRGINIA @ Old Dominion in Richmond TO Tournament (7:30) Worcester @ GEORGIA TECH (7:30)
	22	23 Robert Morris @ FLORIDA STATE (7:30) Rice @ MARYLAND (8:30)	24	25	26	27	28	
	29 N.C. STATE IN CHAMPIONSHIP TOURNAMENT, HAWAII CLEMSON @ Sun Bowl Tournament (7:30) VIRGINIA @ Richmond TO Tournament (7:30) Drexel @ FLORIDA STATE (7:30)	30 MARYLAND @ Fossil Bowl Classic (7:30) N.C. STATE @ Virginia Tech (7:30) S. Brownlee @ GEORGIA TECH (7:30)	31	1	2 UNC-Chapel Hill @ FLORIDA STATE (7:30) Richmond @ GEORGIA TECH (7:30) DUKE @ VIRGINIA (7:30) Purdue @ NORTH CAROLINA (7:30)	3	4 Colorado @ NORTH CAROLINA (7:30) WAKE FOREST @ CLEMSON (7:30) VIRGINIA @ FLORIDA STATE (7:30) DeWitt @ N.C. STATE (7:30)	
	JANUARY	5 MARYLAND @ GEORGIA TECH (7:30)	6 Spartan @ WAKE FOREST (7:30) FLORIDA STATE @ DUKE (7:30)	7	8 WAKE FOREST @ VIRGINIA (7:30) GEORGIA TECH @ N.C. STATE (7:30) DUKE @ MARYLAND (7:30)	9 CLEMSON @ NORTH CAROLINA (7:45)	10	11 GEORGIA TECH @ DUKE (7:30) NORTH CAROLINA @ Wake Forest (7:30) FLORIDA STATE @ WAKE FOREST (7:30) UNC-Chapel Hill @ CLEMSON (7:30) MARYLAND @ N.C. STATE (7:30)
12		13 MARYLAND @ NORTH CAROLINA (7:30) Notre @ CLEMSON (7:30)	14 VIRGINIA @ GEORGIA TECH (7:30)	15 Lynch @ CLEMSON (7:30) N.C. STATE @ DUKE (7:30)	16 NORTH CAROLINA @ WAKE FOREST (7:30)	17	18 FLORIDA STATE @ MARYLAND (7:30) GEORGIA TECH @ WAKE FOREST (7:30) North Dakota @ VIRGINIA (7:30) N.C. STATE @ CLEMSON (7:30) UNC-Chapel Hill @ DUKE (7:30)	
19 Marshall @ VIRGINIA (2:00) Virginia @ NORTH CAROLINA (7:45)		20 Marion @ FLORIDA STATE (7:00)	21 DUKE @ Stony Brook (7:30)	22 VIRGINIA @ CLEMSON (7:30) WAKE FOREST @ MARYLAND (8:30) NORTH CAROLINA @ N.C. STATE (7:30)	23 FLORIDA STATE @ GEORGIA TECH (7:30)	24	25 CLEMSON @ MARYLAND (7:30) WAKE FOREST @ DUKE (7:30) DUKE @ WAKE FOREST (7:30)	26 VIRGINIA @ N.C. STATE (7:30) WAKE FOREST @ FLORIDA STATE (7:45) South Carolina @ CLEMSON (7:30)
26		27 FLORIDA STATE @ Florida (7:30) Tennessee @ N.C. STATE (7:30) CLEMSON @ DUKE (7:30)	28 College of Charleston @ GEORGIA TECH (7:30)	29 N.C. STATE @ WAKE FOREST (7:30) CLEMSON @ Miami-Coral Gables (7:30) MARYLAND @ VIRGINIA (7:30)	30	31	1 VIRGINIA @ N.C. STATE (7:30) WAKE FOREST @ FLORIDA STATE (7:45) North Dakota @ DUKE (7:45) South Carolina @ CLEMSON (7:30)	
FEBRUARY		2 NORTH CAROLINA @ GEORGIA TECH (7:30)	3 Lowe @ WAKE FOREST (7:30) FLORIDA STATE @ DUKE (7:30)	4 N.C. STATE @ Marquette (8:30)	5 MARYLAND @ FLORIDA STATE (7:30) GEORGIA TECH @ CLEMSON (7:30) VIRGINIA @ Virginia Tech (7:30) DUKE @ NORTH CAROLINA (7:30)	6 East Tennessee State @ N.C. STATE (7:30)	7	8 WAKE FOREST @ NORTH CAROLINA (7:30) DUKE @ Louisiana State (7:30) CLEMSON @ FLORIDA STATE (7:45)
		9 GEORGIA TECH @ MARYLAND (7:45)	10 FLORIDA STATE @ N.C. STATE (7:30)	11	12 CLEMSON @ WAKE FOREST (7:30) DUKE @ GEORGIA TECH (7:30)	13 FLORIDA STATE @ VIRGINIA (7:30) N.C. STATE @ MARYLAND (8:30)	14	15 NORTH CAROLINA @ CLEMSON (7:30) GEORGIA TECH @ FLORIDA STATE (7:30) VIRGINIA @ WAKE FOREST (7:30)
	16 DUKE @ N.C. STATE (7:30)	17	18 FLORIDA STATE @ CLEMSON (7:30)	19 Clemson @ WAKE FOREST (7:30) NORTH CAROLINA @ VIRGINIA (7:30)	20 MARYLAND @ DUKE (7:45)	21	22 GEORGIA TECH @ VIRGINIA (7:30) N.C. STATE @ NORTH CAROLINA (7:30) MARYLAND @ CLEMSON (7:30)	
	23 FLORIDA STATE @ DePaul @ St. Peterburg (7:30) DUKE @ WAKE FOREST (7:30)	24	25 UNC-Chapel Hill @ MARYLAND (8:30)	26 CLEMSON @ N.C. STATE (7:30) VIRGINIA @ DUKE (7:30)	27 NORTH CAROLINA @ FLORIDA STATE (7:30) WAKE FOREST @ GEORGIA TECH (7:30)	28	29 CLEMSON @ VIRGINIA (7:30) N.C. STATE @ GEORGIA TECH (7:45)	
	MARCH	1 NORTH CAROLINA @ MARYLAND (7:45) Temple @ WAKE FOREST (2:30) DUKE @ UGA (7:45)	2	3 N.C. STATE @ VIRGINIA (7:30)	4 DUKE @ CLEMSON (7:30) GEORGIA TECH @ NORTH CAROLINA (7:30)	5 MARYLAND @ WAKE FOREST (7:30)	6	7 WAKE FOREST @ N.C. STATE (7:30) VIRGINIA @ MARYLAND (7:45)
		8 NORTH CAROLINA @ DUKE (7:30) CLEMSON @ GEORGIA TECH (7:45)	9	10	11	12	13	14
15 ACC TOURNAMENT at CHARLOTTE (Championship Game 7:30)		16	17	18	19 NCAA FIRST ROUND EAST - Greensboro, N.C. SOUTHEAST - Charlotte, Ohio MIDWEST - Milwaukee, Wis. WEST - Boise, Idaho	20 NCAA FIRST ROUND EAST - Worcester, Mass. SOUTHEAST - Atlanta, Ga. MIDWEST - Dayton, Ohio WEST - Tempe, Ariz.	21 NCAA SECOND ROUND EAST - Greensboro, N.C. SOUTHEAST - Cincinnati, Ohio MIDWEST - Milwaukee, Wis. WEST - Boise, Idaho	
22 NCAA SECOND ROUND EAST - Worcester, Mass. SOUTHEAST - Atlanta, Ga. MIDWEST - Dayton, Ohio WEST - Tempe, Ariz.		23	24	25	26 NCAA REGIONAL SEMIFINALS EAST - Philadelphia, Pa. WEST - Albuquerque, N.M.	27 NCAA REGIONAL SEMIFINALS SOUTHEAST - Lexington, Ky. WEST - Kansas City, Mo.	28 NCAA REGIONAL FINALS EAST - Philadelphia, Pa. WEST - Albuquerque, N.M.	
29 NCAA REGIONAL FINALS SOUTHEAST - Lexington, Ky. WEST - Kansas City, Mo.		30	31	1	2	3	4 NCAA FINAL FOUR SEMIFINALS Hubert H. Humphrey Metrodome, Minneapolis, Minn.	
APR.		5	6 NCAA CHAMPIONSHIP Hubert H. Humphrey Metrodome, Minneapolis, Minn.	7	8	9	10	11




Since Pat Kennedy's arrival just six years ago, the Florida State basketball program has grown to such prominence that the finest conference in America invited the Seminoles to join. With membership in the Atlantic Coast Conference, Florida State has aligned itself with the nation's most prestigious academic institutions as well as top athletic programs.



"We're moving into the finest conference in the country, and it will be a great challenge. We are very proud of the last five years of basketball at Florida State, and welcome the new challenge the ACC will bring."

**— FSU
Head Coach
Pat Kennedy**



**Florida State University
Sports Information
Moore Athletic Center
P.O. Drawer 2195
Tallahassee, FL 32316**