


**1992-93 Florida State University  
Basketball Media Guide**


# 1991-92 Review



# It Was A Sweet

Rodney Dobard's (right) emergence as an offensive force was a big plus for the Seminoles. He came just seven field goals short of leading the ACC in field goal percentage.

Winning the close games meant FSU's bench played well. Andre Reid (below) scored a forceful pair in the Seminoles win over Wake Forest at home.



# Season

**For the second straight year, the Seminoles grab the national spotlight, this time fighting their way through a record-breaking first year in the ACC and into the NCAA Sweet Sixteen.**

**F**ew would have predicted that Florida State's 1991-92 season would become the second most successful in school history. Even the most ardent Seminole fan or the most daring preseason prognosticator seemed to shy away from predicting anything too dramatic for the Tribe. And that is understandable.

Pat Kennedy led a team with only one senior into its first season in the nation's finest conference. The young club would not only play some of the best team's in the country but they would face eight ACC members in eight unfamiliar arenas. Add to that a schedule that featured national powers Syracuse, DePaul and NCAA participant South Florida, and the outlook for the season surely looked bleak.

But from those seemingly insurmountable odds came Florida State's finest season since losing to UCLA for the national championship in 1972.

FSU served notice to the tradition-rich ACC that it would be a force right from the start winning at North Carolina in its first game and established a pair of ACC records with 11 league wins and six road victories in its inaugural season.

The Seminoles used the tough conference schedule to propel them to the Sweet 16 of the NCAA Tournament, a 22-10 record, and ranking of 13th in the nation.

The key to Florida State's remarkable season was consistent play throughout the year and the Tribe's ability to win the close games. FSU would play four games that were decided by a single point and would come away with the victory in all but one

of them. In addition, the Seminoles managed to avoid any losing streaks dropping back-to-back games just twice all season. So successful was FSU's campaign that the local paper, following FSU's 85-75 loss to DePaul proclaimed: "DePaul keeps FSU on the skids!"

The Seminoles knew they had arrived when consecutive losses became a "losing streak."


The season opened with the Seminoles handling intra-state rival Jacksonville in Tallahassee by a 100-91 margin. Chuck Graham got off to a fast start pouring in a career-high 33 points to lead four players in double figures.

However, events took an inauspicious turn in the second game. Matched-up with Syracuse in the ACC/ Big East Challenge at the Omni in Atlanta, the Seminoles would play their worst game of the year suffering an 89-71 blowout that had many fans questioning the FSU squad.


The Tribe bounced back quickly with a win over Southern University at home on December 6th by a 95-75 score, which set-up an ill-fated game against Florida A&M in Tallahassee. During the first half a fight broke out that resulted in the ejection of 11 FAMU players, along with two Seminoles, and FSU was awarded a 2-0 forfeit win.

The ejections of Doug Edwards and Ray Donald meant, under NCAA rules, that the two could not play in FSU's next game, which provided an even more dramatic back-drop to Florida State's first-ever ACC game. Not that it needed any additional hype. The Seminoles would begin their first year in the league by playing in the Smith Center against tradition-steeped North Carolina on December 15th.

And, to the surprise of most, ACC fans watched the FSU squad completely control the Tar Heels en



**Once again, Doug Edwards proved to be one of the nation's top players. He was second in the ACC in rebounding, averaging 9.0 per game and he was equally adept at the offensive end averaging 16.1 points per game.**



**Even the most ardent fan or daring prognosticator seemed to shy away from predicting anything too dramatic for the Tribe. But from these seemingly insurmountable odds came FSU's finest season since playing UCLA for the national championship in 1972.**

The backcourt duo of Charlie Ward and Chuck Graham (above) always seemed to be looking ahead during the 1991-92 season. Graham scored his 1,000th point in FSU's final regular season game and Ward led the ACC in steals.

A second team All-ACC selection last year, Doug Edwards (bottom) has made several preseason All-America teams.

ACC Rookie of the Year Bob Sura (opposite right) proved to be one of the Seminoles' top outside shooters and his 12.3 points per game average set a new freshman record at Florida State.



route to an 86-74 win. Charlie Ward, in his first start of the season, led the Seminoles with a career-high 18 points, five rebounds and four assists. Sam Cassell, whose "wine and cheese crowd" quote was highly-publicized in Chapel Hill, had a game-high 22 points and Chuck Graham had 19 in the win. Rodney Dobard grabbed a season-high 12 rebounds.

The euphoria was short lived, however, as the Seminoles dropped a tight ball game at intra-state rival, and NCAA Tournament participant, South Florida 92-88 on December 20.

Wins over Robert Morris (76-60) and Duquesne (88-73) boosted FSU's record to 6-2 over the 1992 portion of the schedule.

The Seminoles rang in the new year with their most lopsided win of the season, drilling visiting UNC Asheville 107-54. The win marked the impact that eventual ACC Rookie of the Year Bob Sura would have with the Seminoles. Used sparingly in the first few games, Sura led the Tribe in scoring against Robert Morris with 18 points, then proved that no fluke by leading FSU with 22 points against Asheville.

The modest three-game winning streak set the scene for FSU's first ACC home game and a very critical point in the Seminoles' season. The next four games would see Florida State play three league opponents on the road and, remarkably, three of the four games would go into overtime.

Virginia visited Tallahassee on January 4th, fresh off a near upset of top-ranked Duke. The Cavaliers featured three-time all ACC forward Bryant Stith and an experienced line-up of ACC regulars. Both proved to be the difference, as Virginia spoiled FSU's home league debut with a 77-68 overtime win. Doug Edwards led FSU with 19 points and 12 rebounds but Stith proved the difference after the 66-66 regulation deadlock, scoring four quick points to lead the Cavs.

Suddenly, the ACC regulars were thinking the Tribe would falter as expected. Three straight road games stared the 7-3 Seminoles in the face. The first at top-ranked Duke.

FSU's first trip to Cameron Indoor Stadium was like most teams that have ventured into Duke's lair lately as Florida State lost 86-70 despite 20 points from Sam Cassell and 19 hard-earned points from Bob Sura. The loss would be one of only two back-to-back defeats all season for the Seminoles.

Next, Florida State traveled to Winston-Salem to take on Wake Forest in a game coaches felt was pivotal in the young season. FSU evened its ACC record at 2-2 by stealing, literally, the game from the 19th-ranked Demon Deacons 88-85 in overtime. Charlie Ward nabbed a career-high eights steals, and Sam Cassell poured in a season-high 34 points, to lead the Seminoles to the win. It would be the first of a six-game winning streak for the Tribe.


FSU hit the road again on January 18th for their next action, against Maryland. The Tribe would see the game end knotted at 76 in regulation, but used buckets by six different Seminoles to score 15 overtime points and cruise to the 91-83 win. The Tribe owned the backboards in the contest with Rodney Dobard grabbing 15 rebounds and Doug Edwards 13 to go with his team-high 22 points.


Chuck Graham was the offensive star in a 78-64 win over Mercer just two days later in Tallahassee as the senior scored 19 points to push the Tribe's record to 10-4.

FSU continued its success during the grueling portion of the schedule that would see the 'Noles play four games in seven days. Bob Sura made a strong, and permanent move, among the league's best rookies in FSU's 83-79 win over Georgia Tech in Atlanta. Six Seminoles would score in double figures and the combination overcame a great individual performance by the Yellow Jackets' Jon Barry who scored a game-high 32 points.

Sporting an 11-4 record (4-2 in the conference) the Tribe returned home after playing four of its first six ACC games on the road. It had been a most successful two weeks as FSU had moved from 7th place in the ACC to second and tied a conference record with four road wins in Pat Kennedy's first season.


And it would get better.





**N.C. State's Tom Gugliotta and Rodney Dobard (above) left the game on the court as they greeted each other following FSU's win at home. The two had met over the summer when they toured Europe with the ACC All-Stars.**

**Florida State's historic 86-74 win over North Carolina in its ACC opener resulted in jubilation by Coach Kennedy and freshmen Ray Donald and Bob Sura.**



**Another sell-out crowd was on hand for the season finale as FSU took on North Carolina with a chance to clinch second place in the ACC. The game proved to be all Florida State.**

Sam Cassell dropped in 23 points and Doug Edwards 20 to lead the Seminoles to a lopsided 98-76 win over N.C. State in Tallahassee setting up a January 27th show-down with intra-state rival Florida in Gainesville.

The Gators employed a slow-down offensive system that put pressure on every possession, and the partisan crowd tried to keep their team ahead, but Sam Cassell took a pass from Charlie Ward and flipped an unbelievable, back-door-running-hook-shot through the net as time ran out to give FSU a 68-67 win over Florida that stretched the Tribe's winning streak to six games.

FSU's 13-4 record and 5-2 league mark set-up a game with Duke that would live up to the considerable advance billing that comes with an ESPN national television audience and the presence of the nation's top-ranked team. In what ESPN producers called one of the best basketball games in years, Florida State and Duke put on a display of great basketball and with 1:45 left the Blue Devils clung to a slim 65-62 lead. However, the eventual national champions played error-free down the stretch to take a 75-62 win and firm command of the top rung of the ACC ladder.

Duke would be the only team to beat the Seminoles twice in the season.

The Tribe, as it had all season, bounced back immediately with another thrilling win as Charlie Ward nailed three free throws with :38 left to give FSU a 79-78 win over Wake Forest. Sam Cassell scored 24 points to offset a 27-point performance by the Demon Deacon's Rodney Rogers.

Maryland's Walt Williams took the Seminoles to school in their next outing on February 5th. Williams scored 38 points and led the Terrapins to a 93-85 win in Tallahassee that dropped FSU's record to 14-5 (6-3 in the ACC). The loss overshadowed a career-high 28 points by Rodney Dobard.

FSU hammered Clemson in Tallahassee three days later, then hit the road for wins at North Carolina State and Virginia. The win over the Cavaliers was another classic as Bob Sura scored four points in the last minute to give FSU a come-

from-behind 64-63 win.

Just two days later, the Seminoles pushed five players into double-figure scoring en route to an 87-60 win over Georgia Tech in Tallahassee that put the Seminoles in second place to stay with an 18-6 record (10-4 in the ACC).

Then, for what would only be the second time all season, Florida State suffered consecutive defeats. Clemson used the Littlejohn Coliseum crowd to give them a lift down the stretch as the Tigers took a 68-67 win on February 18th. FSU had a chance at the end but Charlie Ward's three-pointer with just one second left rimmed-out.



FSU followed the Clemson game with a lopsided 85-75 loss to DePaul in a game played in the cavernous Suncoast Dome in St. Petersburg. Doug Edwards scored a season-high 34 points but it would not be enough as the Tribe fell with one game left in the regular season.

Another sell-out crowd (FSU would see capacity crowds at a record three home games) was on hand for the season finale as 18-8 FSU took on 18-5 North Carolina with a chance to clinch second place in the ACC. The game proved to be all Florida State as Sam Cassell (25), Chuck Graham (24) and Doug Edwards (23) all scored over 20 points to lead the Seminoles to a frenzied 110-96 drilling of North Carolina. Charlie Ward would dish nine assists and grab six steals to ice his spot as the ACC's leader in steals for the season, and FSU would enter the conference tournament with a 19-8 record and second-place league finish.

FSU's first-ever ACC Tournament game would be against an N.C. State squad that the Seminoles had handled rather easily in the regular season. The Tribe avoided the intimidation that The Tournament presents and handed the Wolfpack a 93-80 loss. Six Seminoles scored in double figures led by Doug Edwards' 21 and FSU moved to the semifinal round against North Carolina.

The Tar Heels avenged FSU's sweep of both regular season games with a surprising 80-76 win. Hubert Davis scored a game-high 28 points for

**After the Sweet Sixteen loss to Indiana, it took exactly 11 minutes for the first reporter in the post-game press conference to point out "You guys gotta be excited about next year."**



UNC, while Charlie Ward led the Seminoles with just 15 points. FSU could not recover from a first half deficit that was 13 points at its highest and six points at the half (37-31).

The season was far from over, however, as for the fourth time in the last five years Florida State accepted a bid to the NCAA Tournament.

A 20-9 regular season record impressed the selection committee enough to place the Tribe as the third-seed in the NCAA West Regional. Montana would be FSU's first round opponent and the Seminoles would fly to Boise, Idaho for the March 19th first-round game.

The long travel did not seem to affect FSU as the Seminoles polished off the Grizzlies 78-68. Sam Cassell led five Seminoles in double figures scoring with a game-high 23 points. But the win would prove costly as point guard Charlie Ward suffered a dislocated shoulder that would keep him out of the Tribe's second round game.

FSU's coaching staff had just one practice day to prepare their squad to face perennial NCAA power Georgetown. Some believed FSU lacked the ability, without Ward, to beat the Hoyas. However, Pat Kennedy had a plan.

Florida State would use freshman guard Bobby Sura and reserve center Andre Reid to take Georgetown All-American Alonzo Mourning out of the game. It was a risky move. Kennedy had Sura in Mourning's face the entire game leaving Brian Kelly uncovered most of the time. The few times Mourning got the ball, 7'0" sophomore Andre Reid challenged his every move. The tactic worked and FSU held the Hoya star to just one first half point and 14 total on their way to a 78-68 win that marked FSU's furthest advance in the NCAA bracket since 1971-72.

And, for the second consecutive year, the Indiana Hoosiers stood in the Seminoles' Warpath.

Bobby Knight and his charges eliminated Florida State from last year's NCAA Tournament in a second round game in Louisville's Freedom Hall, and the loaded Hoosiers would be ready to take on FSU in the altitude of The Pit in Albuquerque, NM.

The good news for FSU was that point guard Charlie Ward was available - the bad news was that his shoulder had only limited motion. Kennedy chose not to start Ward and he was not very effective in his 26 minutes of playing time.

Despite FSU's loss of perhaps its key player, the first half proved to be a classic match-up with the teams leaving for halftime with IU clinging to a slim two-point lead (40-38). But the Hoosiers proved too much for FSU in the second half and ended FSU's second most successful season ever with an 85-74 win.

It had been one of the greatest seasons ever for Florida State basketball — a second place ACC finish, a fourth trip in five years to the NCAA Tournament, the second visit in school history to the Sweet 16 — and it took exactly 11 minutes for the first reporter in the post-game press conference to point out. "You guys gotta be excited about next year."

**Byron Wells (top) came off the bench to play exceptional basketball over the last half of the season. His back-door dunk on Georgetown's Alonzo Mourning led to a run that advanced the Seminoles to the NCAA Sweet 16.**

**Despite impressive defense by Sam Cassell (bottom), Damon Bailey and his Indiana teammates ended Florida State's season at 22-10.**



# 1991-92 Statistics



## Individual Statistics — All Games

(Overall Record: 22-10; Home 10-3; Away 7-3; Neutral 5-4; Atlantic Coast Conference 11-5)

Player	GP/GS	Min./Avg.	Field Goals		3-Point		Free Throws		Rebounds		
			FGM-FGA	FG Pct.	FGM-FGA	FG Pct.	FTM-FTA	FT Pct.	OFF	DEF	TOT-AVG
Cassell	31/31	1046/34	206-454	.454	58-164	.354	100-142	.704	40	101	141-4.5
Edwards	30/30	1076/36	197-385	.512	12-53	.226	106-142	.747	106	165	271-9.0
Graham	30/24	765/26	143-324	.441	36-108	.333	69-85	.812	42	63	105-3.5
Sura	31/12	872/28	124-269	.461	38-98	.388	94-150	.627	39	68	107-3.5
Dobard	29/26	841/129	138-221	.624	0-2	.000	43-72	.597	82	113	195-6.7
Ward	28/22	841/30	72-145	.497	22-48	.458	35-66	.530	19	71	90-3.2
Reid	30/9	494/16	38-85	.447	0-0	.000	20-46	.435	43	81	124-4.1
Wells	19/1	146/8	20-36	.556	2-8	.250	11-18	.611	11	23	34-1.8
Miller	11/0	48/4	6-17	.353	2-8	.250	3-5	.600	2	4	6-0.5
Donald	21/0	133/6	10-28	.357	0-2	.000	5-6	.833	9	9	18-0.9
Gruhl	6/0	10/2	0-5	.000	0-0	.000	1-2	.500	3	1	4-0.7
Porter	2/0	3/2	0-1	.000	0-0	.000	0-0	.000	0	0	0-0.0
<b>FSU</b>		<b>6275</b>	<b>954-1970</b>	<b>.484</b>	<b>170-491</b>	<b>.346</b>	<b>487-734</b>	<b>.664</b>	<b>396</b>	<b>699</b>	<b>1194-38.5</b>
<b>Opponents</b>		<b>6275</b>	<b>859-1927</b>	<b>.446</b>	<b>213-558</b>	<b>.382</b>	<b>469-677</b>	<b>.693</b>	<b>371</b>	<b>649</b>	<b>1145-36.9</b>

Team Rebounds: All Games (FSU 99, Opponents 125) Dead Ball Rebounds: All Games (FSU 101, Opponents 99)

## Individual Statistics — Atlantic Conference Games

(Overall Record: 11-5; Home 5-3; Away 6-2; Neutral 1-1)

Player	GP/GS	Min./Avg.	Field Goals		3-Point		Free Throws		Rebounds		
			FGM-FGA	FG Pct.	FGM-FGA	FG Pct.	FTM-FTA	FT Pct.	OFF	DEF	TOT-AVG
Cassell	16/16	568/35.5	115-263	.437	39-108	.361	50-66	.758	24	57	81-5.1
Edwards	15/15	561/37.4	93-193	.482	5-26	.192	61-79	.772	53	81	134-8.9
Sura	16/7	460/28.8	65-143	.455	20-53	.377	53-87	.609	19	33	52-3.3
Dobard	15/13	444/29.6	79-122	.648	0-2	.000	18-33	.545	44	67	111-7.4
Graham	15/11	341/22.7	62-153	.405	28-67	.418	22-27	.815	18	27	45-3.0
Ward	16/14	543/33.9	43-91	.473	12-26	.462	24-42	.571	10	46	56-3.5
Wells	8/0	53/6.6	9-12	.750	0-2	.000	5-6	.833	5	11	16-2.0
Reid	16/4	258/15.7	14-38	.368	0-0	.000	10-23	.435	24	36	60-3.8
Donald	10/0	41/4.1	5-11	.455	0-1	.000	1-2	.500	2	2	4-0.4
Miller	3/0	3/1.0	1-1	1.000	0-0	.000	0-0	.000	0	0	0-0.0
Gruhl	2/0	2/1.0	0-1	.000	0-0	.000	0-0	.000	0	1	1-0.5
Porter	1/0	1/1.0	0-0	.000	0-0	.000	0-0	.000	0	0	0-0.0
<b>FSU</b>	<b>16</b>	<b>3275</b>	<b>486-1028</b>	<b>.473</b>	<b>104-285</b>	<b>.365</b>	<b>244-365</b>	<b>.669</b>	<b>199</b>	<b>361</b>	<b>604-37.8</b>
<b>Opponents</b>	<b>16</b>	<b>3275</b>	<b>457-1000</b>	<b>.457</b>	<b>118-296</b>	<b>.399</b>	<b>237-347</b>	<b>.683</b>	<b>223</b>	<b>384</b>	<b>607-38.0</b>

Team Rebounds: Atlantic Coast Games (FSU 55, Opponents 66) Dead Ball Rebounds: Atlantic Coast Games (FSU 60, Opponents 59)

## Single Game Highs

	Florida State	Opponents
Field Goals Made	15 – Edwards vs. DePaul	11 – Scales, Southern Williams, Maryland Davis, North Carolina
Field Goal Attempts	24 – Cassell at Wake Forest	22 – White, Southern Cannon, Robert Morris
Free Throws Made	14 – Graham vs. Jacksonville Edwards vs. Clemson	12 – Alexander, South Florida
Free Throws Attempted	17 – Graham vs. Jacksonville Cassell vs. Jacksonville	14 – Alexander, South Florida
Points	34 – Cassell at Wake Forest Edwards vs. DePaul	38 – Williams vs. Maryland
Rebounds	16 – Edwards vs. Georgetown	15 – DeClercq at Florida Gugliotta at N.C. State
Assists	11 – Ward at Georgia Tech	12 – Best at Georgia Tech
Turnovers	8 – Cassell vs. Montana	10 – Brown vs. Mercer
Blocked Shots	4 – Several players	5 – Montross at North Carolina
Steals	8 – Ward at Wake Forest	5 – G.Hill, Duke



# 1991-92 Statistics

AST	STL	BLK	TO	PF-DQ	PT-AVG
119	56	8	92	108-5	570-18.4
80	48	41	90	95-2	512-17.1
19	28	1	46	75-1	391-13.0
76	41	5	72	67-0	380-12.3
35	24	46	57	73-2	319-11.0
122	75	6	74	67-2	201-7.2
8	9	32	33	84-4	96-3.2
2	3	6	7	6-0	53-2.8
1	3	0	2	3-0	17-1.5
7	3	0	8	17-0	25-1.2
0	0	0	1	0-0	1-0.2
0	0	0	0	0-0	0-0.0
469	290	145	482	595-16	2565-82.7
447	223	99	518	590-16	2400-77.4

AST	STL	BLK	TO	PF-DQ	PT-AVG
63	31	2	48	53-1	319-19.9
49	19	23	44	50-0	252-16.8
28	16	0	44	35-0	203-12.7
26	17	23	27	43-1	176-11.7
8	13	1	21	39-1	174-11.6
80	45	6	39	40-1	122-7.6
2	1	4	2	2-0	23-2.9
3	6	17	15	38-2	38-2.4
2	1	0	6	10-0	11-1.1
0	0	0	0	0-0	2-0.7
0	0	0	0	0-0	0-0.0
0	0	0	0	0-0	0-0.0
261	150	76	246	310-6	1320-82.5
256	114	55	267	297-10	1269-79.3



Doug Edwards and Rodney Dobard combined to average 28.1 points and 15.7 rebounds per game. Much of the burden of taking the opponents inside game rested on their shoulders as the Seminoles used a three-guard offense most of the season.

# 1991-92 Statistics

## Game-By-Game

Date	Opponent	Score	Attendance	FSU High Points	FSU High Rebounds
11/26	JACKSONVILLE	100-91	5,299	Graham .....33	Edwards .....14
12/03	N Syracuse	71-89	5,500	Cassell .....20	Edwards .....8
12/06	N Southern	95-75	1,700	Edwards .....22	Graham .....9
12/07	N Florida A&M	2-0	3,100		
12/15	@ North Carolina	86-74	19,505	Cassell .....22	Dobard .....12
12/20	@ South Florida	88-92	10,411	Cassell .....22	Edwards, Reid .....8
12/23	ROBERT MORRIS	76-80	5,091	Sura .....18	Sura .....9
12/29	DUQUESNE	88-73	5,368	Graham .....19	Dobard, Edwards .....9
1/02	UNC-ASHEVILLE	107-54	4,711	Sura .....22	Edwards .....10
1/04	VIRGINIA (1 OT)	68-77	8,113	Edwards .....19	Edwards .....12
1/06	@ Duke	70-86	9,314	Cassell .....20	Dobard .....8
1/11	@ Wake Forest (1 OT)	88-85	12,208	Cassell .....34	Dobard .....9
1/18	@ Maryland (1 OT)	91-83	13,360	Edwards .....22	Dobard .....15
1/20	MERCER	78-64	6,681	Graham .....19	Edwards .....10
1/23	@ Georgia Tech	83-79	9,887	Sura .....18	Edwards .....11
1/25	N.C. STATE	98-76	10,612	Cassell .....23	Dobard .....11
1/27	@ Florida	68-67	9,536	Cassell .....19	Edwards .....10
1/30	DUKE	62-75	13,610	Cassell .....15	Edwards .....7
2/01	WAKE FOREST	79-78	8,791	Cassell .....24	Cassell, Dobard .....6
2/05	MARYLAND	85-93	7,880	Dobard .....28	Edwards .....13
2/08	CLEMSON	102-90	8,306	Edwards .....27	Cassell, Edwards, Wells .....8
2/10	@ N.C. State	87-79	7,800	Edwards .....25	Cassell .....10
2/13	@ Virginia	64-63	8,864	Graham .....18	Edwards .....8
2/15	GEORGIA TECH	80-67	12,103	Cassell .....22	Edwards .....10
2/18	@ Clemson	67-68	7,500	Cassell .....21	Edwards .....9
2/23	N DePaul	75-85	17,682	Edwards .....34	Edwards .....14
2/27	NORTH CAROLINA	110-96	13,446	Cassell .....25	Edwards .....12
3/13	N NC State	93-80	23,532	Edwards .....21	Dobard .....11
3/14	N North Carolina	76-80	23,532	Ward .....15	Dobard, Edwards .....6
3/19	N Montana	78-68	12,208	Cassell .....23	Dobard .....8
3/21	N Georgetown	78-68	12,200	Cassell .....19	Edwards .....16
3/26	N Indiana	74-85	15,914	Edwards .....20	Edwards .....9
<b>Total Attendance:</b>	323,464	<b>Average:</b> 10,108	<b>Away Attendance:</b> 108,385	<b>Average:</b> 10,838	
<b>Home Attendance:</b>	110,011	<b>Average:</b> 8,462	<b>Neutral Attendance:</b> 105,068	<b>Average:</b> 11,674	

## Team and Opponent Highs and Lows

	FSU High	FSU Low	Opponent High	Opponent Low
Field Goals Made	43 vs. UNC-Asheville	24 at Florida 24 at UVA	35 vs. North Carolina	22 at Florida
Field Goal Attempts	82 vs. Southern University	49 at UVA 49 vs. Montana	78 vs. Jacksonville	51 vs. Duke
Field Goal Percentage	71.9 vs. UNC-Asheville	36.2 vs. Virginia	60.3 vs. Wake Forest	32.9 vs. UNC-Asheville
Free Throws Made	38 vs. Jacksonville	4 vs. Duke	30 vs. UNC at ACC	3 vs. Georgia Tech
Free Throw Percentage	81.8 vs. Mercer	42.1 at South Florida	80.0 vs. Southern	42.1 vs. Wake Forest
3-Point Field Goals Made	13 vs. North Carolina	0 vs. Southern University	18 at N.C. State	1 vs. Robert Morris 1 vs. Duke
3-Point Field Goal Percentage	59.0 vs. North Carolina	0.0 vs. Southern University	72.7 vs. Maryland	11.1 vs. Robert Morris
Rebounds	50 vs. Southern University	28 at Duke	46 vs. Clemson	25 vs. Duquesne
Personal Fouls	30 vs. UNC at ACC	11 vs. Georgia Tech	33 vs. Jacksonville	13 at Wake Forest 13 at Georgia Tech 13 vs. Duke
Points	110 vs. North Carolina	62 vs. Duke	96 vs. North Carolina	54 vs. UNC-Asheville
Assists	24 at Georgia Tech	8 vs. Virginia	23 at Maryland	2 vs. Southern University
Turnovers	24 at Duke	8 at N.C. State	24 vs. North Carolina	8 vs. UVA 8 at UVA
Blocked Shots	10 vs. Robert Morris		10 at North Carolina	
Steals	16 at Wake Forest 16 vs. N.C. State at ACC		13 vs. Jacksonville 13 vs. Clemson	

# 1991-92 Statistics

## Game-By-Game Team Statistics

	FG-FGA	PCT.	FT-FTA	PCT.	REB	PF-DQ	PTS.	AST	TO	BLK	STL
FSU	29-54	.537	38-54	.703	42	14-0	100	12	22	8	10
Jacksonville	32-78	.410	15-19	.789	39	33-1	91	10	17	2	13
FSU	25-61	.410	17-29	.586	40	20-1	71	13	16	7	6
Syracuse	31-65	.477	17-24	.708	42	21-1	89	16	14	5	6
FSU	40-82	.488	15-21	.714	50	22-1	95	11	18	6	14
Southern	25-70	.357	21-26	.808	40	19-0	75	2	23	4	11
FSU	(Forfeit is a 2-0 win, statistics do not count)										
Florida A&M	(Forfeit is a 2-0 win, statistics do not count)										
FSU	29-66	.439	21-29	.724	42	13-0	86	15	16	4	7
North Carolina	29-68	.426	8-11	.727	36	23-1	74	16	17	10	6
FSU	36-64	.563	8-19	.421	30	27-2	88	15	11	1	5
South Florida	30-52	.577	23-31	.742	30	20-0	92	18	12	1	5
FSU	29-60	.483	15-23	.652	40	12-0	76	10	16	10	11
Robert Morris	24-68	.352	11-16	.687	42	21-0	60	9	19	1	5
FSU	34-59	.576	15-25	.600	46	16-0	88	14	23	5	11
Duquesne	28-66	.424	11-15	.733	25	19-0	73	7	17	3	9
FSU	43-60	.719	15-22	.682	36	13-0	107	19	12	8	9
UNC-Asheville	23-70	.329	4-6	.667	30	19-0	54	5	22	1	7
FSU	25-69	.362	12-16	.750	42	22-2	68	8	9	5	5
Virginia	27-57	.473	16-25	.640	41	15-1	77	11	8	3	3
FSU	26-64	.406	14-18	.777	28	26-1	70	12	24	4	11
Duke	30-57	.526	25-32	.781	41	16-0	86	20	23	7	12
FSU	36-66	.545	8-11	.727	29	20-0	88	22	20	2	16
Wake Forest	31-64	.484	14-20	.700	36	13-0	85	22	25	3	6
FSU	34-65	.523	18-29	.621	46	24-0	91	14	18	6	6
Maryland	30-73	.411	16-23	.696	40	21-1	83	23	14	4	8
FSU	29-73	.397	18-22	.818	44	13-0	78	9	20	2	14
Mercer	27-55	.490	7-9	.777	31	19-0	64	13	24	4	3
FSU	34-67	.507	7-14	.500	36	18-0	83	24	14	6	11
Georgia Tech	28-67	.418	16-20	.800	44	13-0	79	21	17	2	10
FSU	35-68	.514	22-29	.758	44	15-0	98	14	13	5	15
N.C. State	27-65	.415	12-18	.666	35	21-0	76	7	20	3	7
FSU	24-58	.414	17-27	.630	36	22-0	68	11	12	4	8
Florida	22-56	.393	18-28	.643	45	21-0	67	13	14	5	6
FSU (2)	28-61	.459	4-9	.444	31	25-1	62	18	17	6	8
Duke (2)	23-51	.450	24-30	.800	38	13-0	75	13	20	3	5
FSU (2)	30-62	.483	12-22	.545	31	16-0	79	16	9	4	8
Wake Forest (2)	32-53	.603	8-19	.421	35	20-1	78	11	12	3	4
FSU (2)	33-72	.458	17-28	.207	45	27-2	85	12	17	2	11
Maryland (2)	29-56	.517	27-40	.675	34	23-1	93	14	16	2	9
FSU	29-65	.446	37-48	.770	46	20-0	102	17	16	7	12
Clemson	29-73	.397	23-29	.793	46	28-0	90	15	21	7	13
FSU (2)	29-62	.468	23-30	.762	40	17-0	87	20	8	4	7
N.C. State (2)	26-61	.426	9-18	.500	35	21-1	79	22	11	2	4
FSU (2)	24-49	.490	7-13	.538	31	17-0	64	13	14	3	4
Virginia (2)	26-61	.426	9-15	.600	34	15-0	63	16	8	2	9
FSU (2)	30-63	.476	10-21	.476	36	11-0	80	19	11	5	8
Georgia Tech (2)	30-66	.454	3-5	.600	40	14-1	67	13	18	2	4
FSU (2)	25-57	.439	13-21	.619	38	21-0	67	15	21	8	8
Clemson (2)	25-60	.417	11-18	.611	38	20-0	68	16	13	1	8
FSU	32-70	.457	9-18	.500	40	20-0	75	17	16	2	11
DePaul	29-52	.557	20-27	.467	35	15-0	85	12	17	4	10
FSU (2)	39-72	.541	19-27	.703	39	18-0	110	22	20	5	13
North Carolina (2)	35-68	.514	16-24	.666	35	21-1	96	16	24	1	6
FSU (3)	39-61	.639	11-19	.579	37	15-0	93	23	18	2	16
N.C. State (3)	29-63	.460	10-19	.526	29	18-0	80	21	20	2	10
FSU (3)	28-67	.418	11-15	.733	38	30-3	76	16	15	3	9
North Carolina (3)	24-56	.429	30-44	.682	44	16-0	80	17	16	3	7
FSU	27-49	.551	19-27	.704	31	13-0	78	15	17	5	8
Montana	28-63	.444	5-10	.500	34	21-1	68	13	17	4	10
FSU	25-62	.403	25-31	.806	47	20-2	78	9	11	4	4
Georgetown	23-59	.390	15-22	.682	35	21-1	68	16	10	5	3
FSU	28-62	.452	10-17	.588	33	28-1	74	14	11	2	4
Indiana	25-54	.500	25-34	.735	37	14-0	85	19	9	0	4

## Game-By-Game Individual Points - Rebounds

Date	Opponent	Score	Attend	Cassell	Dobard	Donald	Edwards	Graham	Gruhl	Miller	Porter	Reid	Sura	Ward	Wells
11/26	JACKSONVILLE	100-91	5,299	22-4	9-8	2-1	22-14	33-7		0-0			12-5		0-2
12/03	N Syracuse	71-89	5,500	20-0	4-5	0-1	14-8	15-3		3-0		6-6	3-3	6-2	0-0
12/06	N Southern	95-75	1,700	18-8	18-8	0-1	22-5	14-9		2-0		4-6	15-7	2-1	0-3
12/07	N Florida A&M	2-0	3,100												
12/15	@ North Carolina	86-74	19,505	22-4	11-12			19-9		0-0		12-8	4-2	18-5	0-1
12/20	@ South Florida	88-92	10,411	22-3	0-2	0-0	14-8	16-4		0-0		12-8	12-3	12-2	
12/23	ROBERT MORRIS	76-60	5,091	8-4	8-2	6-3	11-4	14-5	0-0	2-2		0-4	18-9	5-2	4-1
12/29	DUQUESNE	88-73	5,368	18-3	9-9	4-1	15-9	19-4	1-2	0-1		3-5	13-7	6-2	0-2
1/02	UNC-ASHEVILLE	107-54	4,711	18-2	12-4	2-3	21-10	15-4	0-1	8-1		5-7	22-4		4-0
1/04	VIRGINIA (1OT)	68-77	8,113	18-6	4-5		19-12	7-4				2-7	16-3	2-2	0-0
1/06	@ Duke	70-86	9,314	20-1	4-8	4-0	7-6	10-0				2-6	19-2	4-3	
1/11	@ Wake Forest (1OT)	88-85	12,208	34-4	17-9		14-6	4-1				0-1	7-1	12-2	
1/18	@ Maryland (1OT)	91-83	13,360	20-4	13-15	2-0	22-13	7-4				0-4	14-2	13-2	
1/20	MERCER	78-64	6,681	10-6		0-3	12-10	19-2	0-0	0-2	0-0	13-9	11-4	6-2	7-4
1/23	@ Georgia Tech	83-79	9,887	11-5	14-2	0-0	10-11	10-3				9-7	18-2	11-4	
1/25	N.C. State	98-76	10,612	23-0	14-11	3-1	20-10	14-5	0-1	2-0	0-0	0-2	10-7	10-3	2-1
1/27	@ Florida	68-67	9,536	19-3	15-6		15-10	4-3				2-3	8-1	5-3	
1/30	DUKE	62-75	13,610	15-2	12-5		9-7	12-4				4-4	6-0	4-4	
2/01	WAKE FOREST	79-78	8,791	24-6	15-6		15-5	7-1				2-4	8-3	8-5	
2/05	MARYLAND	85-93	7,880	12-8	28-12	0-1	21-13	11-3				3-2	8-3	2-0	
2/08	CLEMSON	102-90	8,306	18-8	5-5	0-0	27-8	11-2				0-2	21-5	7-3	13-8
2/10	@ N.C. State	87-79	7,800	24-11		0-1	25-4					2-4	25-7	3-7	8-5
2/13	@ Virginia	64-63	8,864	10-7	6-3		9-8	18-3				0-2	13-3	8-2	0-0
2/15	GEORGIA TECH	80-67	12,103	22-8	10-4	0-0	13-10	13-0	0-0	0-0		0-4	13-3	9-5	0-0
2/18	@ Clemson	67-68	7,500	21-5	6-8	2-1	18-9	7-3				1-1	7-4	5-6	0-1
2/23	N DePaul	75-85	17,682	9-5	13-3		34-14	3-4				2-1	10-3	4-5	
2/27	NORTH CAROLINA	110-96	13,446	25-3	17-6	0-0	23-12	24-3				1-2	14-5	6-3	
3/13	N N.C. State	93-80	23,532	12-3	20-11	0-1	21-7	14-2				2-1	11-3	13-7	0-0
3/14	N North Carolina	76-80	23,532	14-5	7-6	0-0	12-6	14-2				2-3	10-1	15-5	2-1
3/19	N Montana	78-68	12,208	23-4	14-8	0-0	12-7	13-2				0-2	14-2	2-3	
3/21	N Georgetown	78-68	12,200	19-6	12-8		15-16	10-4				5-3	9-2		8-4
3/26	N Indiana	74-85	15,914	19-4	2-4		20-9	14-5				2-6	9-1	3-0	5-1
<b>Total Points:</b>				<b>570</b>	<b>319</b>	<b>25</b>	<b>512</b>	<b>391</b>	<b>1</b>	<b>17</b>	<b>0</b>	<b>96</b>	<b>380</b>	<b>201</b>	<b>53</b>
<b>Total Rebounds:</b>				<b>141</b>	<b>195</b>	<b>18</b>	<b>271</b>	<b>105</b>	<b>4</b>	<b>6</b>	<b>0</b>	<b>124</b>	<b>107</b>	<b>90</b>	<b>34</b>

## Season Superlatives

<b>30-Point Games:</b>	Cassell - 1 (34 at Wake Forest) Edwards - 1 (34 vs. DePaul) Graham - 1 (33 vs. Jacksonville)
<b>20-Point Games:</b>	Cassell - 14 Edwards - 12 Sura - 3 (UNC-Asheville, Clemson, at N.C. State) Dobard - 2 (28 vs. Maryland, 20 vs. NCSU at ACC) Graham - 2 (33 vs. Jacksonville, 24 vs. North Carolina)
<b>10-Rebound Games:</b>	Edwards - 13 Dobard - 5 (12 at UNC, 15 at Maryland, 11 vs. N.C. State, 12 vs. Maryland, 11 vs. N.C. State at ACC) Cassell - 1 (10 at N.C. State)
<b>Games as Leading Scorer:</b>	Cassell - 14 Edwards - 8 Sura - 4 (Robert Morris, UNC-Asheville, at Georgia Tech, at N.C. State) Graham - 4 (Jacksonville, Duquesne, Mercer, at Virginia) Dobard - 1 Ward - 1 (vs. North Carolina at ACC Tournament)
<b>Games as Leading Rebounder:</b>	Edwards - 20 Dobard - 9 Cassell - 3 Graham - 1 (9 vs. Southern) Reid - 1 (8 vs. South Florida)







