


1992-93 Florida State University
Basketball Media Guide

The Record Book







All-Time Records

Most Points

Game: 46, Ron King vs. Georgia Southern, 1970-71
Season: 743, Jim Oler, 1955-56
Career: 1820, Jim Oler, 1952-56

Most Field Goals

Game: 21, Ron King vs. Georgia Southern, 1970-71
Season: 260, Alton Lee Gipson, 1983-84
Career: 640, Mickey Dillard, 1976-81

Most Field Goal Attempts

Game: 37, Ham Wernke vs. Tampa, 1952-53
Career: 1308, Ham Wernke, 1951-55

Best Field Goal Percentage

Game: 100.0 (10-10), Doug Edwards vs. UNC-Asheville, 1991-92
Season: 69.1 (237-343), Murray Brown, 1978-79
Career: 66.8 (566-847), Murray Brown, 1976-80

Most Free Throws

Game: 22, Jim Oler vs. Rollins, 1954-55 and vs. Morningside, 1955-56
Season: 311, Jim Oler, 1955-56
Career: 762, Jim Oler, 1952-56

Most Free Throw Attempts

Game: 30, Jim Oler vs. Morningside, 1955-56
Season: 350, Jim Oler, 1955-56
Career: 975, Jim Oler, 1952-56

Best Free Throw Percentage

Game: 100.0 (14-14), Doug Edwards vs. Clemson, 1991-92
 100.0 (10-10), Granville Arnold vs. Memphis State, 1983-84
 100.0 (10-10), Tony Dawson vs. FIU, 1987-88
Season: 89.5 (51-57), Ken Macklin, 1969-70
Career: 81.7 (161-197), Granville Arnold, 1982-85

Most Rebounds

Game: 32, Rick Benson vs. Florida Southern, 1954-55
Season: 456, Dave Cowens, 1967-68
Career: 1340, Dave Cowens, 1967-70

Most Assists

Game: 16, Otto Petty vs. South Alabama, 1971-72
 16, Tony William vs. Jacksonville, 1982-83
Season: 227, Otto Petty, 1970-71
Career: 602, Otto Petty, 1970-73

Most Steals

Game: 9, Charlie Ward vs. South Carolina, 1990-91
Season: 81, Dean Schaffer, 1984-85
Career: 203, Tony William, 1981-84

Best Scoring Average

Season: 29.7, Jim Oler, 1955-56
Career: 23.2, Mitchell Wiggins, 1981-83

Best Rebound Average

Season: 17.5, Dave Cowens, 1967-68
Career: 17.2, Dave Cowens, 1967-70

Single Game Records

Points

- 46, Ron King vs. Georgia Southern, 1970-71
- 43, Hugh Durham vs. Stetson, 1956-57
43, Dave Fedor vs. Miami, 1959-60
- 42, Murray Brown vs. Auburn, 1978-79
42, Jim Oler vs. Morningside, 1955-56
- 40, Pee Wee Barber vs. Miami, 1986-87

- 38, Ham Wernke vs. Tampa, 1952-53
38, Dave Fedor vs. Tampa, 1961-62
38, David Thompson vs. South Alabama, 1976-77
38, Tharon Mayes vs. Rhode Island, 1989-90
- 37, Dave Fedor vs. Rollins, 1959-60
37, Mitchell Wiggins vs. South Carolina, 1981-82
37, Mitchell Wiggins vs. Florida, 1981-82
37, Mitchell Wiggins vs. Memphis State, 1982-83
- 36, Hugh Durham vs. Georgia, 1958-59
36, Mitchell Wiggins vs. San Diego State, 1982-83
36, George McCloud vs. LaSalle, 1988-89
- 35, Ham Wernke vs. Montana State, 1954-55
35, Vernell Elzy vs. Biscayne, 1970-71
35, Reggie Royals vs. UC-Irvine, 1970-71
35, Benny Clyde vs. Oklahoma City, 1972-73
35, Larry Warren vs. Texas A&M, 1973-74
35, Alton Lee Gipson vs. Virginia Tech, 1983-84
35, Pee Wee Barber vs. Memphis State, 1986-87
35, George McCloud vs. Jacksonville, 1988-89

Field Goals Made

- 21, Ron King vs. Georgia Southern, 1970-71
- 17, Ron King vs. Pan Am, 1970-71
17, Ron King vs. Miami, 1970-71
17, David Thompson vs. South Alabama, 1976-77
17, Mitchell Wiggins vs. San Diego State, 1982-83
- 16, Dave Fedor vs. Miami, 1959-60
16, Larry Warren vs. Marshall, 1974-75
16, Murray Brown vs. Auburn, 1978-79
16, Alton Lee Gipson vs. Tampa, 1984-85
- 15, Dave Fedor vs. Rollins, 1959-60
15, Ray Swain vs. Tampa, 1961-62
15, Reggie Royals vs. UC-Irvine, 1970-71
15, Mitchell Wiggins vs. Florida, 1981-82
15, Doug Edwards vs. DePaul, 1991-92

Field Goals Attempted

- 37, Ham Wernke vs. Tampa, 1952-53
- 32, Rick Benson vs. Beloit, 1954-55
32, Ron King vs. Georgia Southern, 1970-71
- 31, Ian Morrison vs. Tampa, 1966-67
- 30, Burt Deckel vs. Furman, 1957-58
30, Don Bates vs. Stetson, 1958-59
- 29, Don Bates vs. Auburn, 1958-59
29, Ron King vs. Miami, 1970-71
- 28, Rick Benson vs. Georgia Teachers, 1954-55
28, Hugh Durham vs. Auburn, 1958-59
28, David Thompson vs. Jacksonville, 1976-77
28, David Thompson vs. UNC-Charlotte, 1976-77

Field Goal Percentage

- 100.0 (10-10), Doug Edwards vs. UNC-Asheville, 1991-92
- 94.1 (16-17), Murray Brown vs. Auburn, 1978-79
- 92.8 (13-14), Tharon Mayes vs. Southern Miss, 1988-89
- 89.5 (17-19), Mitchell Wiggins vs. San Diego State, 1982-83
- 87.5 (14-16), Irving Thomas vs. Southern Miss, 1989-90
- 86.7 (13-15), Tony Dawson vs. Central Florida, 1988-89
- 80.0 (12-15), Tony Dawson vs. Penn State, 1988-89
- 80.0 (12-15), Tony Dawson vs. Virginia Tech, 1988-89
- 76.9 (10-13), Tat Hunter vs. South Carolina, 1988-89
- 72.7 (16-22), Larry Warren vs. Marshall, 1974-75

Free Throws Made

- 22, Jim Oler vs. Rollins, 1954-55
22, Jim Oler vs. Morningside, 1955-56
- 16, Jim Oler vs. Montana State, 1954-55
- 15, Hugh Durham vs. Georgia, 1957-58
15, Hugh Durham vs. Stetson, 1956-57
- 14, Hugh Durham vs. Murray State, 1957-58
14, Hugh Durham vs. Kentucky, 1958-59
14, Elvis Rolle vs. Marquette, 1980-81

Continued on page 114

Individual Records

Continued from page 113

- 14, Mitchell Wiggins vs. Virginia Tech, 1982-83
- 14, Pee Wee Barber vs. Southern Miss., 1986-87
- 14, Chuck Graham vs. Jacksonville, 1991-92
- 14, Doug Edwards vs. Clemson, 1991-92

Free Throws Attempted

1. 30, Jim Oler vs. Morningside, 1955-56
2. 29, Jim Oler vs. Rollins, 1954-55
- 29, Gary Schull vs. Memphis State, 1977-78
4. 20, Hugh Durham vs. Georgia, 1957-58
5. 19, Murray Brown vs. Tulane, 1978-79
6. 18, Jim Oler vs. Stetson, 1954-55
- 18, Elvis Rolle vs. Marquette, 1980-81
8. 17, Jim Oler vs. Montana State, 1954-55
- 17, Jim Oler vs. Miami, 1954-55
- 17, Chuck Graham vs. Jacksonville, 1991-92
- 17, Sam Cassell vs. Jacksonville, 1991-92

Rebounds

1. 32, Rick Benson vs. Florida Southern, 1954-55
2. 31, Dave Cowens vs. LSU, 1967-68
3. 30, Dave Cowens vs. Citadel, 1967-68
4. 28, Dave Fedor vs. Rollins, 1959-60
5. 27, Gary Schull vs. Jacksonville, 1965-66
- 27, Dave Cowens vs. Stetson, 1968-69
7. 26, Don Boltz vs. Stetson, 1958-59
- 26, Dave Cowens vs. Hawaii, 1968-69
9. 25, Dave Cowens vs. Clemson, 1969-70
10. 23, Don Boltz vs. Miami, 1958-59
- 23, Dave Cowens vs. Florida Southern, 1967-68
- 23, Lawrence McCray vs. Connecticut, 1972-73

Assists

1. 16, Otto Petty vs. South Alabama, 1971-72
- 16, Tony Williams vs. Jacksonville, 1982-83
3. 15, Otto Petty vs. Pan Am, 1970-71
- 15, Otto Petty vs. Samford, 1971-72
- 15, Carlton Byrd vs. Stetson, 1976-77
- 15, Tony Jackson vs. Ala.-Birmingham, 1979-80
7. 14, Otto Petty vs. Biscayne, 1970-71
- 14, Otto Petty vs. Northwestern, 1972-73
- 14, Wayne Smalls vs. Cal. State-Bakersfield, 1974-75
10. 13, Otto Petty vs. Seton Hall, 1972-73
- 13, Otto Petty vs. Stetson, 1972-73
- 13, Carlton Byrd vs. South Florida, 1973-74
- 13, Tony William vs. Monmouth College, 1983-84

Single Season Records

Scoring Average

Name	Year	Avg.
1. Jim Oler	1955-56	29.7
2. Mitchell Wiggins	1981-82	23.8
3. Tharon Mayes	1989-90	23.3
4. George McCloud	1988-89	22.8
5. Ron King	1970-71	22.7
Mitchell Wiggins	1982-83	22.7
7. Hugh Durham	1958-59	21.9
8. Murray Brown	1978-79	21.7
9. Ham Wernke	1952-53	21.3
10. Jim Oler	1954-55	21.1
Dave Fedor	1959-60	21.1
12. Tony Dawson	1988-89	21.0
13. Mickey Dillard	1979-80	20.4
Dave Fedor	1961-62	20.4
15. Dave Cowens	1968-69	20.3

Top Field Goal Shooters

Name	Year	FGM-FGA	Pct.
1. Murray Brown	1978-79	237-343	.691
2. Murray Brown	1979-80	230-356	.646
3. Harry Davis	1975-76	143-224	.638
4. William Williams	1969-70	185-291	.636
5. Rodney Dobarb	1991-92	138-221	.624
6. Jan Gies	1968-69	80-291	.620
7. Kris Anderson	1976-77	65-105	.619
8. Jerome Fitchett	1985-86	126-205	.615
9. Jerome Fitchett	1984-85	74-121	.612
10. Elvis Rolle	1979-80	197-322	.611
11. Kris Anderson	1980-81	108-182	.593
12. Kris Anderson	1978-79	105-179	.587
13. Michael Polite	1989-90	156-268	.582
14. Greg Grady	1974-75	154-265	.581
15. Lawrence McCray	1972-73	170-293	.580

Top Free Throw Shooters

Name	Year	FT-FTA	Pct.
1. Ken Macklin	1969-70	51-57	.895
2. Brad Johnson	1987-88	41-46	.891
3. George McCloud	1988-89	154-176	.875
4. Jerry Shirley	1963-64	59-68	.868
5. Ron Harris	1969-70	46-54	.852
6. Granville Arnold	1983-84	85-101	.842
7. Ron Malmen	1964-65	58-69	.841
8. Randy Cable	1967-68	42-50	.840
9. Wayne Smalls	1976-77	26-31	.838
10. Tharon Mayes	1989-90	105-126	.833
11. Jeff Hogan	1967-68	91-110	.827
Carlton Byrd	1976-77	96-116	.827
13. Jerome Fitchett	1986-87	59-72	.819
14. Jim Oler	1955-56	311-350	.818
15. Kris Anderson	1977-78	49-60	.816

Top Rebounders

Name	Year	Rebounds	Avg.
1. Dave Cowens	1968-69	437	17.5
2. Rick Benson	1954-55	451	17.3
3. Dave Cowens	1969-70	447	17.2
4. Dave Cowens	1967-68	456	16.9
5. Dave Fedor	1959-60	400	16.0
6. Reggie Royals	1970-71	390	15.0
7. Dave Fedor	1960-61	336	14.0
8. Gary Schull	1965-66	317	12.7
9. Don Boltz	1957-58	303	12.1
10. Reggie Royals	1971-72	351	11.0

Assists

Name	Year	Assists
1. Otto Petty	1970-71	227
2. Tony William	1983-84	215
3. Tony Jackson	1979-80	213
4. Otto Petty	1972-73	202
5. Otto Petty	1971-72	173
6. Dean Shaffer	1984-85	171
7. Tony Jackson	1977-78	166
8. Carlton Byrd	1976-77	159
9. Tony Jackson	1978-79	158
10. Tony William	1982-83	156
11. Skip Young	1968-69	155
12. Dean Shaffer	1983-84	146
Pee Wee Barber	1985-86	146
14. Pee Wee Barber	1986-87	144
15. Skip Young	1969-70	127

Individual Records

FSU Seminole Basketball 1992-93



Steals

Name	Year	Steals
1. Dean Schaffer	1984-85	81
2. Charlie Ward	1991-92	75
Tony William	1982-83	75
4. Tony Jackson	1977-78	73
5. Charlie Ward	1990-91	71
6. Dean Schaffer	1983-84	70
7. Tony William	1981-82	66
8. Tony Jackson	1979-80	65
9. Tony William	1983-84	62
10. Tony Jackson	1978-79	58
11. Sam Cassell	1991-92	56
12. George McCloud	1988-89	53
Micky Dillard	1979-80	53

Blocks

Name	Year	Blocks
1. Alton Lee Gipson	1983-84	55
2. Rodney Dobard	1990-91	47
Alton Lee Gipson	1984-85	47
Elvis Rolle	1980-81	47
5. Rodney Dobard	1991-92	46
6. Elvis Rolle	1979-80	42
7. Doug Edwards	1991-92	41
8. Rodney Dobard	1989-90	36
9. Andre Reid	1990-91	34
10. Andre Reid	1991-92	32
11. Randy Allen	1985-86	30
12. Randy Allen	1984-85	28
13. Jerome Fitchett	1986-87	26

500 Point Club (one season)

Name	Year	Pts.
1. Jim Oler	1955-56	743
2. George McCloud	1988-89	683
3. Mickey Dillard	1979-80	635
4. Tony Dawson	1988-89	629
Murray Brown	1978-79	629
6. Alton Lee Gipson	1983-84	626
7. Ron King	1970-71	589
8. Murray Brown	1979-80	578
9. Pee Wee Barber	1986-87	576
10. Ron King	1971-72	573
11. Sam Cassell	1991-92	570
12. Alton Lee Gipson	1984-85	568
13. Tharon Mayes	1989-90	559
14. Jim Oler	1954-55	549
15. Harry Davis	1977-78	546
George McCloud	1987-88	546
17. Mitchell Wiggins	1982-83	544
18. Tony Dawson	1987-88	536
19. Dave Fedor	1959-60	527
20. Doug Edwards	1990-91	524
21. Mitchell Wiggins	1981-82	523
22. Irving Thomas	1989-90	519
23. Mickey Dillard	1980-81	515
24. Doug Edwards	1991-92	512
Ham Wernke	1954-55	512
26. Hugh Durham	1956-57	509
27. Dave Cowens	1967-68	508
Dave Cowens	1968-69	508
29. Hugh Durham	1958-59	504
30. Reggie Royals	1970-72	501
31. David Thompson	1976-77	500

Career Records

Scoring Averages

Name	Years	Games/Points	Avg.
1. Mitchell Wiggins	1981-83	46-1067	23.2
2. Dave Fedor	1959-62	72-1453	20.2
3. Jim Oler	1952-56	91-1820	20.0
4. Alton Lee Gipson	1983-85	61-1194	19.6
Ron King	1970-73	64-1252	19.6
6. Tony Dawson	1987-89	60-1165	19.4
7. Ham Wernke	1951-55	73-1409	19.3
8. Dave Cowens	1967-70	78-1479	19.0
9. Hugh Durham	1956-59	73-1381	18.9
10. Pee Wee Barber	1986-87	58-1039	17.9
11. Doug Edwards	1990-	62-1036	16.7
Reggie Royals	1970-73	84-1402	16.7
13. Larry Warren	1972-75	51-840	16.5
14. Tharon Mayes	1987-90	77-1260	16.4
15. Elvis Rolle	1979-81	59-923	15.6
16. David Thompson	1975-78	83-1289	15.5

Field Goals Made

Name	Years	Field Goals
1. Mickey Dillard	1976-81	640
Harry Davis	1974-78	640
3. Dave Fedor	1959-62	585
Randy Allen	1984-87	585
5. Dave Cowens	1967-70	582
6. Reggie Royals	1970-73	580
7. David Thompson	1975-78	571
8. Murray Brown	1976-80	566
9. Ron King	1970-73	542
10. George McCloud	1985-89	529
Jim Oler	1952-56	529
12. Ham Wernke	1951-55	508
13. Alton Lee Gipson	1983-85	496
14. Lawrence McCray	1971-74	492
15. Larry Warren	1973-76	473

Field Goals Attempted

Name	Years	Attempts
1. Ham Wernke	1951-55	1308
2. Jim Oler	1952-56	1303
3. Mickey Dillard	1976-81	1248
4. Hugh Durham	1956-59	1230
5. David Thompson	1975-78	1213
6. Randy Allen	1984-87	1196
7. Reggie Royals	1970-73	1181
8. Dave Fedor	1959-62	1174
9. Ron King	1970-73	1170
10. George McCloud	1985-89	1149
11. Dave Cowens	1967-70	1122
12. Rick Benson	1951-55	1104
13. Harry Davis	1974-78	1095
14. Larry Warren	1973-76	1069
15. Dave Artmeier	1952-56	1050

Field Goal Percentages

Name	Years	FGM-FGA	Pct.
1. Murray Brown	1976-80	566-847	.668
2. Rodney Dobard	1989-	324-550	.589
Elvis Rolle	1979-81	365-619	.589
4. Kris Anderson	1976-81	371-633	.586
5. Harry Davis	1974-78	640-1095	.585
6. Jerome Fitchett	1984-88	388-677	.573

Continued on page 116

Individual Records

Continued from page 115

7.	Jan Gies	1967-70	245-428	.572
8.	Greg Grady	1972-75	300-532	.564
9.	Willie Williams	1968-70	268-482	.556
10.	Tat Hunter	1985-88	273-493	.554
11.	Mitchell Wiggins	1981-83	439-798	.550
12.	Lawrence McCray	1971-74	492-896	.549
13.	Vince Martello	1982-84	302-566	.534
	Michael Polite	1987-91	379-710	.534
15.	Tony Dawson	1987-89	455-853	.533

Free Throw Percentages

Name	Years	FTM-FTA	Pct.	
1.	Granville Arnold	1982-85	161-197	.817
2.	Jerry Shirley	1962-65	161-198	.813
3.	Pee Wee Barber	1985-87	197-250	.788
4.	Tharon Mayes	1987-90	200-255	.784
5.	Jim Oler	1952-56	762-975	.782
6.	Dave Fedor	1959-62	283-363	.780
	LaRae Davis	1985-87	96-123	.780
8.	George McCloud	1985-89	315-405	.779
9.	Hugh Durham	1956-59	441-569	.777
10.	Vince Martello	1982-84	130-168	.774
11.	Mickey Dillard	1976-81	448-583	.768
12.	Randy Cable	1967-70	106-139	.763
13.	Larry Warren	1973-76	162-212	.762
14.	Mitchell Wiggins	1981-83	189-249	.759
15.	Chuck Graham	1989-	172-227	.758

Games Played

Name	Years	Games	
1.	Jerome Fitchett	1984-88	118
2.	George McCloud	1985-89	117
	Tat Hunter	1985-89	117
4.	Maurice Myrick	1981-85	116
	Aubry Boyd	1987-91	116
6.	Randy Allen	1984-87	115
	Mickey Dillard	1976-80	115
8.	Harry Davis	1974-78	108
	Tony Jackson	1976-80	108
10.	Eugene Harris	1973-78	107
	Kris Anderson	1976-81	107
12.	Murray Brown	1976-80	106
13.	Carlton Byrd	1973-77	105
14.	Wayne Smalls	1973-77	104
15.	Greg Grady	1972-76	100

Assists

Name	Years	Assists	
1.	Otto Petty	1970-73	602
2.	Tony Jackson	1976-80	550
3.	Tony William	1981-84	482
4.	Carlton Byrd	1973-77	401
5.	Skip Young	1968-71	320
6.	Dean Shaffer	1983-85	318
7.	Mickey Dillard	1976-81	313
8.	George McCloud	1985-89	299
9.	Pee Wee Barber	1985-87	290
10.	Bobby Parks	1977-81	272
11.	Wayne Smalls	1973-77	270
12.	Eugene Harris	1973-77	251
13.	Charlie Ward	1990-	225
14.	Otis Cole	1971-74	214
15.	Reggie Royals	1970-71	202

Steals

Name	Years	Steals	
1.	Tony William	1982-84	203
2.	Tony Jackson	1977-80	196
3.	Dean Schaffer	1984-86	151
4.	Charlie Ward	1990-	146
5.	Mickey Dillard	1977-81	136
6.	Tharon Mayes	1988-90	132

Blocks

Name	Years	Blocks	
1.	Rodney Dobard	1989-	129
2.	Randy Allen	1984-87	103
3.	Alton Lee Gipson	1983-85	102
4.	Elvis Rolle	1979-81	89
5.	Jerome Fitchett	1984-88	86
6.	Rodney Dobard	1989-91	83

500 Board Club

Name	Years	Games	Avg.	Rebounds	
1.	Dave Cowens	1967-70	78	17.2	1340
2.	Reggie Royals	1970-73	84	11.9	1006
3.	Dave Fedor	1959-62	72	13.5	969
4.	Greg Grady	1972-76	100	7.9	793
5.	Gary Schull	1963-66	76	10.1	769
6.	Tat Hunter	1985-89	117	6.5	759
	Lawrence McCray	1971-74	84	9.0	759
8.	Harry Davis	1974-78	108	6.8	734
9.	Randy Allen	1984-87	115	6.3	725
10.	Kris Anderson	1976-81	107	6.7	714
11.	Michael Polite	1987-91	99	6.8	673
12.	Murray Brown	1976-80	106	6.0	638
13.	David Thompson	1975-78	83	7.5	619
14.	Don Boltz	1957-59	48	11.8	567
15.	Willie Williams	1968-70	52	10.3	534
	Ray Swain	1959-60	72	11.6	534
17.	Rowland Garrett	1969-72	76	6.9	525
18.	Elvis Rolle	1980-82	59	8.2	502

1,000 Point Club

Name	Years	Games	FG	FT	Pts.	Avg.	
1.	Jim Oler	1952-56	91	529	762	1820	20.0
2.	Mickey Dillard	1976-81	115	640	448	1734	15.1
3.	George McCloud	1985-89	117	529	315	1574	13.4
4.	Harry Davis	1974-78	108	640	234	1514	14.0
5.	Dave Cowens	1966-70	78	582	315	1479	19.0
6.	Murray Brown	1976-80	106	566	338	1470	13.9
7.	Dave Fedor	1959-62	72	585	283	1453	20.2
8.	Randy Allen	1984-87	115	585	252	1428	12.4
9.	Ham Wernke	1951-55	73	508	393	1409	19.3
10.	Reggie Royals	1970-73	84	580	242	1402	16.7
11.	Ron King	1970-73	64	542	168	1352	19.6
12.	David Thompson	1975-78	83	571	147	1289	15.5
13.	Hugh Durham	1956-59	73	470	441	1281	18.9
14.	Tharon Mayes	1987-90	77	466	200	1260	16.4
15.	Alton Lee Gipson	1983-85	61	496	202	1194	19.6
16.	Tony Dawson	1987-89	60	455	229	1165	19.4
17.	Jeff Hogan	1966-69	79	466	232	1164	14.8
18.	Gary Schull	1963-66	76	403	316	1122	14.3
19.	Lawrence McCray	1972-74	84	492	127	1111	13.2
20.	Larry Warren	1973-76	78	473	162	1108	14.2
21.	Mitchell Wiggins	1981-83	46	439	189	1067	23.2
22.	Michael Polite	1987-91	99	379	297	1066	10.8
23.	Chuck Graham	1989-	93	400	172	1065	11.4
24.	Pee Wee Barber	1985-87	58	387	197	1039	17.9
25.	Doug Edwards	1990-	62	397	218	1036	16.7
26.	Wayne Smalls	1973-77	104	457	101	1015	9.8

Single Game Records

Most Points - Home

- 139, Baptist 72, 1976-77
- 134, Valdosta 65, 1971-72
- 133, Central Florida 79, 1988-89
- 125, South Dakota 65, 1970-71
- 122, Samford 79, 1970-71
- 122, Clemson 80, 1969-70
- 122, Miami 93, 1967-68

Most Points - Away

- 123, Tampa 92, 1961-62
- 121, Pepperdine 83, 1969-70
- 116, Tampa 95, 1960-61
- 112, Miami 96, 1969-70
- 111, Miami 84, 1968-69

Most Points - Neutral

- 130, LSU 100, 1967-68
- 117, Southern Mississippi 84, 1970-71
- 112, Arkansas 105, 1988-89
- 108, Furman 96, 1956-57
- 108, Tulane 97, 1969-70
- 107, W. Kentucky 87, 1973-74
- 101, Tulane 92, 1978-79

Most Points - Both Teams

- 230 - FSU 130, FSU 100, 1968-69
- 222 - FSU 108, Jacksonville 114, 1970-71
- 220 - FSU 114, Miami 106, 1970-71
- 219 - FSU 117, USM 102 1966-67

Winning Margin

- 69 - FSU 134, Valdosta 65, 1971-72
- 67 - FSU 139, Baptist 72, 1977-78
- 64 - FSU 121, Tampa 57, 1965-66
- 60 - FSU 125, South Dakota 64, 1970-71
- 58 - FSU 108, Georgia Tech 50, 1971-72
- 57 - FSU 110, Rollins 53, 1961-62
- 57 - FSU 109, PB Atlantic 52, 1975-76

Fewest Points Allowed

- 21 vs. Mississippi College, 1948-49
- 24 vs. Mississippi College, 1949-50
- 27 vs. Troy State, 1949-50
- 34 vs. Samford, 1972-73
- 34 vs. Memphis State, 1978-79
- 36 vs. Spring Hill, 1947-48
- 36 vs. Stetson, 1948-49
- 37 vs. Troy State, 1947-48
- 37 vs. Charleston, 1949-50

Rebounds

- 84 vs. LSU, 1967-68
- 82 vs. Valdosta, 1970-71
- 72 vs. Valdosta, 1968-69
- 76 vs. Georgetown, 1969-70
- 76 vs. Wisconsin-Milwaukee, 1970-71

- 75 vs. Clemson, 1969-70
- 75 vs. Miami, 1969-70
- 75 vs. South Dakota, 1970-71
- 75 vs. Valdosta, 1971-72

Most Fouls

- 35 vs. Florida, 1964-65
- 34 vs. Memphis State, 1959-60
- 33 vs. Vanderbilt, 1986-87
- 32 vs. Alabama, 1964-65
- 32 vs. Florida, 1967-68
- 32 vs. Missouri, 1976-77
- 32 vs. San Diego State, 1982-83
- 32 vs. Iowa, 1987-88

Fewest Fouls

- 7 vs. Connecticut, 1972-73
- 8 vs. Southern Miss, 1990-91
- 9 vs. Stetson, 1971-72
- 9 vs. Louisville, 1984-85
- 10 vs. Auburn, 1961-62
- 10 vs. Georgia, 1964-65
- 10 vs. Florida, 1964-65
- 10 vs. Dayton, 1968-69
- 10 vs. UC-Irvine, 1970-71
- 10 vs. Samford, 1972-73
- 10 vs. Bucknell, 1987-88
- 10 vs. Kansas State, 1989-90
- 10 vs. Southern Miss, 1989-90

Field Goals Attempted

- 115 vs. LSU, 1965-66
- 111 vs. Valdosta, 1968-69
- 110 vs. Valdosta, 1971-72
- 109 vs. Valdosta, 1970-71

Field Goals Made

- 56 vs. Baptist, 1976-77
- 55 vs. Valdosta, 1971-72
- 54 vs. South Dakota, 1970-71
- 54 vs. Samford, 1970-71
- 53 vs. Valdosta, 1968-69
- 53 vs. Central Florida, 1988-89

Free Throws Attempted

- 53 vs. Stetson, 1957-58
- 52 vs. Arkansas, 1988-89
- 52 vs. Cincinnati, 1988-89
- 49 vs. Miami, 1989-90
- 48 vs. Georgia, 1957-58
- 48 vs. FIU, 1987-88
- 47 vs. Florida, 1980-81
- 46 vs. Memphis State, 1965-66
- 46 vs. Missouri Western, 1976-77
- 45 vs. Marquette, 1980-81

Free Throws Made

- 42 vs. Cincinnati, 1988-89
- 38 vs. Stetson, 1956-57
- 37 vs. Marquette, 1980-81
- 36 vs. Georgia, 1957-58
- 34 vs. Florida, 1980-81
- 34 vs. Arkansas, 1988-89
- 33 vs. Memphis State, 1964-65
- 33 vs. FIU, 1987-88
- 32 vs. Hofstra, 1967-68
- 32 vs. Georgia Tech, 1971-72
- 32 vs. Miami, 1953-54
- 32 vs. Virginia Tech, 1988-89
- 32 vs. Miami, 1989-90

Season Records

Field Goals Attempted

- 2372 1971-72 (32 games)
- 2164 1954-55 (26 games)
- 2082 1970-71 (26 games)
- 2055 1973-74 (26 games)
- 2001 1990-91 (32 games)
- 1980 1988-89 (30 games)
- 1970 1991-92 (32 games)
- 1969 1983-84 (31 games)
- 1965 1968-69 (26 games)
- 1960 1967-68 (27 games)

Field Goals Made

- 1110 1971-72 (32 games)
- 999 1988-89 (30 games)
- 990 1970-71 (26 games)
- 986 1977-78 (29 games)
- 971 1973-74 (26 games)
- 964 1979-80 (31 games)
- 956 1975-76 (27 games)
- 956 1967-68 (27 games)
- 954 1991-92 (32 games)
- 945 1976-77 (27 games)
- 945 1985-86 (29 games)

Free Throws Attempted

- 982 1954-55 (26 games)
- 809 1990-91 (32 games)
- 800 1971-72 (32 games)
- 799 1956-57 (26 games)
- 772 1979-80 (31 games)
- 770 1988-89 (30 games)
- 766 1980-81 (28 games)
- 734 1991-92 (32 games)
- 722 1967-68 (27 games)
- 720 1965-66 (25 games)

Free Throws Made

- 707 1954-55 (26 games)
- 561 1971-72 (32 games)
- 560 1988-89 (30 games)
- 543 1956-57 (26 games)
- 542 1990-91 (32 games)
- 529 1979-80 (31 games)
- 526 1967-68 (27 games)
- 525 1980-81 (28 games)
- 507 1969-70 (26 games)

Rebounds

- 1608 1971-72 (32 games)
- 1451 1969-70 (26 games)
- 1422 1954-55 (26 games)
- 1388 1967-68 (27 games)
- 1388 1970-71 (26 games)

Rebounds Per Game

- 55.4 1969-70 (26 games)
- 54.6 1954-55 (26 games)
- 53.4 1970-71 (26 games)
- 52.2 1959-60 (25 games)
- 52.0 1958-59 (23 games)

Fewest Points Allowed

- 1427 1949-50 (25 games)
- 1567 1961-62 (23 games)
- 1595 1951-52 (23 games)
- 1678 1952-53 (22 games)
- 1680 1962-63 (25 games)

Fewest Points Per Game Allowed

- 57.1 1949-50 (25 games)
- 63.6 1950-51 (27 games)
- 67.2 1962-63 (25 games)
- 67.8 1964-65 (26 games)
- 68.1 1961-62 (23 games)

Most Points Scored

- 2781 1971-72 (32 games)
- 2739 1988-89 (30 games)
- 2565 1991-92 (32 games)
- 2537 1990-91 (32 games)
- 2528 1987-88 (30 games)
- 2510 1986-87 (30 games)
- 2461 1969-70 (31 games)
- 2438 1967-68 (27 games)
- 2416 1977-78 (29 games)
- 2376 1989-90 (31 games)

Most Points Per Game

- 91.7 1969-70 (26 games)
- 91.5 1970-71 (26 games)
- 91.3 1988-89 (30 games)
- 90.3 1967-68 (27 games)
- 88.3 1954-55 (26 games)
- 88.0 1973-74 (26 games)
- 86.9 1968-69 (27 games)
- 86.9 1971-72 (32 games)

Highest Point Margin

- 16.5 1969-70 (26 games)
- 15.5 1971-72 (32 games)
- 15.0 1975-76 (27 games)
- 11.9 1967-68 (27 games)
- 11.4 1974-75 (26 games)
- 11.3 1970-71 (26 games)
- 11.3 1972-73 (29 games)
- 10.1 1972-73 (26 games)

Highest Field Goal Pct.

- 53.2 1979-80 (31 games)
- 52.9 1983-84 (31 games)
- 51.2 1961-62 (23 games)
- 51.0 1978-79 (29 games)
- 50.9 1985-86 (29 games)
- 50.8 1987-88 (30 games)
- 50.5 1988-89 (30 games)
- 50.3 1977-78 (29 games)
- 50.2 1974-75 (26 games)
- 50.0 1976-77 (27 games)

Highest Free Throw Pct.

- 72.9 1967-68 (27 games)
- 72.7 1963-64 (28 games)
- 72.7 1988-89 (30 games)
- 71.9 1957-58 (25 games)
- 71.9 1982-83 (28 games)
- 71.8 1969-70 (26 games)
- 71.6 1964-65 (26 games)

Team Records

FSU Seminole Basketball 1992-93 

Miscellaneous Records


Single Game

Largest Winning Margin on the Road – 41 vs. Jacksonville (106-65), 1967-68
Largest Winning Margin at Home – 54 vs. Florida International (97-43), 12/3/84; vs. Central Florida (133-79), 11/25/89
Most Points Scored in First Half – 70 vs. Pepperdine (121-83), 1969-70
Most Points Scored in Second Half – 78 vs. LSU (130-100), 1969-70
Fewest Points Allowed at Home – 21 vs. Mississippi College (53-21), 1948-49
Fewest Points Allowed on the Road – 34 vs. Samford (47-34), 1972-73
Fewest Points Allowed at a Neutral Site – 46 vs. Mercer (52-46), 1948-49
Most Points Allowed at Home – 109 vs. Arkansas (109-92), 1990-91
Most Points Allowed on the Road – 115 vs. North Carolina (115-80), 1965-66
Most Points Allowed at a Neutral Site – 110 vs. Beloit (110-88), 1954-55
Worst Defeat at Home – 21 vs. Florida (84-63), 1982-83
Worst Defeat on the Road – 52 vs. West Virginia (103-51), 1957-58
Worst Defeat at a Neutral Site – 31 vs. Millikin (91-60), 1950-51
Fewest Points Scored at Home – 35 vs. Sewanee (43-35), 1948-49
Fewest Points Scored on the Road – 30 vs. Florida (50-30), 1966-67
Fewest Points Scored at a Neutral Site – 43 vs. Tennessee (65-43), 1964-65
Highest Field Goal Percentage – .727 vs. Minnesota (48-66), 1979-80
Highest Field Goal Percentage in a Half – .792 vs. Georgia Southern (19 of 24), 1974-75

Season

Most Games Played – 33, 1971-72
Fewest Games Played – 18, 1957-58
Most Victories – 27, 1971-72
Longest Winning Streak – 11, 1969-70
Longest Winning Streak at Home – 29, 1974-75
Longest Winning Streak on the Road – 7, 1949-51, 1954-55
Fewest Defeats – 3, 1969-70
Highest Winning Percentage – .885 (23-3), 1969-70
Most 100 Point Games – 11, 1988-89
Fewest Victories – 5, 1947-48 and 1951-52
Most Points Allowed Per Game – 81.9 (23 games), 1959-60
Longest Losing Streak – 13, 1947-48
Longest Losing Streak at Home – 4, 1956-67
Longest Losing Streak on the Road – 25, 1956-59
Fewest Points – 850 (18 games), 1947-48
Fewest Points Per Game – 47.2 (18 games), 1947-48
Most Points Allowed – 2422 (30 games), 1988-89; 2429 (32 games), 1990-91
Lowest Winning Percentage – .200 (5-20), 1951-52
Highest Field Goal Percentage – .532 (964-1811), 1979-80
Highest Free Throw Percentage – .729 (526 of 722), 1967-68
Lowest Field Goal Percentage – .203, 1951-52
Lowest Free Throw Percentage – .586 (406 of 693), 1950-51
Fewest Personal Fouls – 383 (23 games), 1961-62
Most Personal Fouls – 637 (29 games), 1978-79

Civic Center Records

FSU Seminole Basketball 1992-93 

Individual

Points – 40, Pee Wee Barber vs. Miami, 2/26/87
Points (Half) – 25, Randy Allen vs. St. Josephs (Me.), 1/7/85
Points By Opponent – 38, Terry Dozier (South Carolina), 1/21/87
Field Goals – 16, Alton Lee Gipson vs. Tampa, 11/26/84
Field Goals By Opponent – 16, Dell Curry (Virginia Tech), 2/24/86
Free Throws Attempted – 17, Chuck Graham vs. Jacksonville, 11/26/91; 17, Sam Cassell vs. Jacksonville, 11/26/91
Free Throws Attempted By Opponent – 16, Elliot Perry (Memphis State), 2/1/89
Free Throws Made – 14, Pee Wee Barber vs. So. Miss., 2/26/87; 14, Chuck Graham vs. Jacksonville, 11/26/91; 14, Doug Edwards vs. Clemson, 2/8/92
Free Throws Made By Opponent – 15, Elliot Perry (Memphis State), 2/1/89
Free Throw Percentage – 100% (14-14), Doug Edwards vs. Clemson, 2/8/92; 100% (8-8), Michael Johnson vs. Louisville, 1/30/82
Free Throw Percentage By Opponent – 100% (9-9), Ronnie Williams (Florida), 1/11/82
Rebounds – 21, Tat Hunter vs. Virginia Tech, 3/1/89; 21, Michael Polite vs. Texas Southern, 11/29/91
Rebounds By Opponent – 20, Mike Hackett (Jacksonville), 12/09/81
Assists – 16, Tony William vs. Jacksonville, 2/12/83
Assists By Opponent – 14, Kenny Siler (So. Miss.), 1/18/86

Team

Points – 133 vs. Central Florida, 11/25/88
Points By Opponent – 109, Arkansas, 1/21/91
Points (Half) – 68 vs. Louisville, 2/7/87
Fewest Points – 52 vs. Tulane, 2/20/84
Fewest Points By Opponent – 43, Florida International, 12/3/84
Fewest Points (Half) – 19 vs. South Florida, 1/9/85

Fewest Points By Opponent (Half) – 17, Florida International, 12/3/84
Combined Score – 219, Florida State 117, Southern Miss., 102, 2/28/87
Personal Fouls – 27 vs. South Carolina, 2/16/87; vs. Jacksonville, 1/8/90
Personal Fouls By Opponents – 33, Jacksonville, 11/26/92
Lowest Combined Personal Fouls – 25 vs. Georgia Tech, 2/15/92
Fewest Personal Fouls – 8 vs. Southern Miss., 2/26/91
Fewest Personal Fouls By Opponent – 9 vs. Tulane, 2/20/84
Field Goal Percentage – 71.9 vs. UNC Asheville, 1/2/92
Field Goal Percentage By Opponent – 64.0 vs. Southern Miss., 1/18/86
Field Goals – 53 vs. Central Florida, 11/25/88
Field Goals By Opponent – 43, Southern Miss., 1/18/86
Free Throws Attempted – 52 vs. Cincinnati, 1/21/89
Free Throws Attempted By Opponent – 40, Jacksonville, 1/8/90
Fewest Free Throws Attempted – 4 vs. Auburn, 12/05/83
Fewest Free Throws Attempted By Opponent – 6, Tulane, 2/20/84
Free Throws – 42 vs. Cincinnati, 1/21/89
Free Throws By Opponent – 27, South Carolina, 3/2/85
Fewest Free Throws – 4 vs. South Carolina, 3/1/86
Fewest Free Throws By Opponent – 3 vs. Georgia Tech, 2/15/92
Free Throws Missed – 17 vs. St. Leo, 1/25/82
Free Throws Missed By Opponent – 13 vs. Jacksonville, 12/09/81; Louisville, 1/7/87
Fewest Free Throws Missed – 0 (6-6) vs. Alabama, 12/6/86
Fewest Free Throws Missed By Opponent – 1 (14-15), Memphis State, 2/26/83; Central Florida, 1/26/87
Rebounds – 65 vs. Texas Southern, 11/27/90
Rebounds By Opponents – 47 vs. Louisville, 2/16/89
Home Attendance – 119,054 (15 games), 1988-89
Home Average Attendance – 8,462 (13 games), 1991-92
Largest Crowd – 13,610 vs. Duke, 1/30/92
Winning Streak – 11, 1986-87, 1987-88

Tournament History

	App.	Games	Won	Lost	Pct.	Championships	Second	Third
All Tournaments	86	180	97	83	.538	15	23	16
In-Season Tournaments	55	118	59	55	.532	11	14	15
Post Season Tournaments	31	64	36	28	.562	4	9	2

Championships

NAIB District 25 – 1950-51
 NAIB District 25 – 1954-55
 Savannah Invitational – 1962-63
 Civitan Classic – 1968-69
 Gator Bowl – 1969-70
 Civitan Classic – 1971-72
 Far West Classic – 1971-72
 Senior Bowl – 1971-72
 NCAA Mideast – 1971-72
 Big Sun – 1973-74
 Big Sun – 1977-78
 Birmingham Classic – 1977-78
 Cotton States Classic – 1980-81
 Red Lobster Classic – 1986-87
 Metro Conference – 1990-91

1969-70 Gator Bowl (2-0, Champ.)
 1970-71 Civitan Classic (1-1, Second)
 1970-71 Sun Bowl (0-2)
 1971-72 Civitan Classic (2-0, Champ.)
 1971-72 Far West Classic (3-0, Champ.)
 1971-72 Senior Bowl (2-0, Champ.)
 1971-72 **NCAA Mideast (3-0, Champ.)**
 1971-72 **NCAA Championship (1-1, Second)**
 1972-73 Marshall Memorial Classic (1-1, Third)
 1972-73 Dayton Invitational (1-1, Third)
 1972-73 All College (2-1, Third)
 1973-74 Steel Bowl (1-1, Second)
 1973-74 Mercer Bear Classic (1-1, Third)
 1973-74 Bluebonnet Classic (1-1, Second)
 1973-74 Big Sun (2-0, First)

1980-81 Cotton States Classic (2-0, First)
 1980-81 Metro Tournament (1-1, Fourth)
 1981-82 Florida Four (1-1, Second)
 1981-82 Dayton Tournament (1-1, Second)
 1981-82 Metro Tournament (1-1, Third)
 1982-83 Florida Four (1-1, Third)
 1982-83 Cabrillo Classic (1-1, Third)
 1982-83 Metro Tournament (0-1)
 1983-84 Metro Tournament (1-1)
 1983-84 **National Invitation Tournament (1-1)**
 1984-85 Metro Tournament (2-1, Second)
 1985-86 Metro Tournament (1-1)
 1986-87 Red Lobster Classic (2-0)
 1986-87 Metro Tournament (0-1)
 1986-87 **National Invitational Tournament (1-1)**
 1987-88 Red Lobster Classic (1-1)
 1987-88 Metro Tournament (1-1)
 1987-88 **NCAA Tournament (0-1)**
 1988-89 Red Lobster Classic (1-1)
 1988-89 Metro Tournament (1-1)
 1988-89 **NCAA Tournament (0-1)**
 1989-90 Alaska Shootout (1-2)
 1989-90 ECAC Holiday Festival (1-1)
 1989-90 Metro Tournament (0-1)
 1990-91 Metro Tournament (3-0)
 1990-91 **NCAA Tournament (1-1)**
 1991-92 ACC Tournament (1-1)
 1991-92 **NCAA Tournament (2-1)**
 (Sweet 16: 0-1)

Appearances

1948-49 Dixie Conference (1-2, Fourth)
 1949-50 Dixie Conference (1-1, Third)
 1950-51 Dixie Conference (1-1, Second)
 1950-51 NAIB District 25 (2-0, Champ.)
 1950-51 NAIB Nationals (2-1, Quarterfinals)
 1951-52 Gator Bowl (0-3, Round Robin)
 1951-52 NAIB District 25 (1-1, Second)
 1952-53 NAIB District 25 (1-1, Second)
 1954-55 Gator Bowl (1-1, Third)
 1954-55 NAIB District 25 (2-0, Champ.)
 1954-55 NAIB Nationals (1-1, Second Round)
 1955-56 Carousel Tournament (1-2, Sixth)
 1955-56 Orange Bowl (1-2, Seventh)
 1956-57 Senior Bowl (1-1, Third)
 1957-58 Senior Bowl (1-1, Third)
 1958-59 Citadel Invitational (0-2, Fourth)
 1959-60 Gator Bowl (1-1, Second)
 1960-61 Gator Bowl (0-1)
 1962-63 Savannah Invitational (3-0, Champ.)
 1963-64 Gator Bowl (1-1, Third)
 1964-65 Vanderbilt Invitational (1-1, Third)
 1964-65 All College Tournament (1-2, Seventh)
 1965-66 Tampa Invitational (1-1, Second)
 1967-68 Milwaukee Classic (1-1, Third)
 1967-68 Evansville Tournament (1-1, Second)
 1967-68 **NCAA Mideast (0-1)**
 1968-69 Civitan Classic (2-0, Champ.)

1974-75 Louisville Holiday (1-1, Second)
 1975-76 Big Sun (1-1, Second)
 1975-76 Far West Classic (1-2, Seventh)
 1976-77 IPTAY Tournament (1-1, Second)
 1976-77 Cable Car Classic (1-1, Second)
 1976-77 Vermont Classic (1-1, Third)
 1976-77 Metro Tournament (0-1)
 1977-78 Big Sun (2-0, First)
 1977-78 Birmingham Classic (2-0, First)
 1977-78 Pillsbury Classic (1-1, Second)
 1977-78 Metro Tournament (1-1, Second)
 1977-78 **NCAA Mideast (0-1)**
 1978-79 Metro Tournament (2-1, Second)
 1978-79 Dayton Tournament (1-1, Second)
 1978-79 Old Dominion Classic (1-1, Second)
 1979-80 Metro Tournament (2-1, Second)
 1979-80 **NCAA Tournament (1-1)**

Surprisingly, Florida State has not played in an in-season tournament since the ECAC Holiday Festival in 1989-90. That same season, the Tribe opened the year at the Alaska Shootout. The Seminoles will play in the Milk Challenge on December 19th and 20th, but it does not constitute a tournament as the opponents are already determined.



NCAA Tournament History

NCAA Results


Year	Score	W/L	Opponent	Regional
1967-68	69-79	L	East Tennessee State	Midwest
1971-72	83-81	W	Eastern Kentucky	Midwest
	70-56	W	Minnesota	Midwest
	73-54	W	Kentucky	Midwest
	79-75	W	North Carolina	Final Four
	76-81	L	UCLA	National Championship Game
1977-78	76-85	L	Kentucky	Midwest
1979-80	94-91	W	Toledo	Midwest
	78-97	L	Kentucky	Midwest
	98-102	L	Iowa	West Regional
1987-88	83-97	L	Middle Tenn. State	Midwest
1990-91	75-72	W	Southern California	Midwest
	60-82	L	Indiana	Midwest
1991-92	78-68	W	Montana	West Regional
	78-68	W	Georgetown	West Regional
	74-85	L	Indiana	Sweet 16

ACC Results

1992	Charlotte Coliseum, Charlotte, NC	
	Florida State 93, N.C. State 80	(First Round)
	North Carolina 80, Florida State 76	(Semifinals)

Metro Results

1977	Mid-South Coliseum, Memphis, TN	
	Georgia Tech 72, Florida State 67	(First Round)
1978	Riverfront Coliseum, Cincinnati, OH	
	Florida State 71, Georgia Tech 69	(Semifinals)
	Louisville 94, Florida State 93	(Championship)
1979	Mid-South Coliseum, Memphis, TN	
	Florida State 101, Tulane 92	(First Round)
	Florida State 35, Memphis State 34	(Semifinals)
	Virginia Tech 68, Florida State 60	(Championship)
1980	Freedom Hall, Louisville, KY	
	Florida State 85, Tulane 73	(First Round)
	Florida State 79, Cincinnati 69	(Semifinals)
	Louisville 81, Florida State 72	(Championship)
1981	Freedom Hall, Louisville, KY	
	Florida State 84, St. Louis 77	(First Round)
	Cincinnati 58, Florida State 57	(Semifinals)
1982	Mid-South Coliseum, Memphis, TN	
	Florida State 54, Tulane 49	(First Round)
	Louisville 97, Florida State 73	(Semifinals)
1983	Riverfront Coliseum, Cincinnati, OH	
	Memphis State 84, Florida State 74	(Semifinals)
1984	Mid-South Coliseum, Memphis, TN	
	Florida State 72, South Carolina 65	(First Round)
	Memphis State 65, Florida State 63	(Semifinals)
1985	Freedom Hall, Louisville, KY	
	Florida State 97, Virginia Tech 93	(First Round)
	Florida State 75, Cincinnati 65	(Semifinals)
	Memphis State 90, Florida State 86 (OT)	(Championship)
1986	Freedom Hall, Louisville, KY	
	Florida State 77, Virginia Tech 76	(First Round)
	Memphis State 73, Florida State 71	(Semifinals)
1987	Freedom Hall, Louisville, KY	
	South Carolina 86, Florida State 85	(First Round)
1988	Mid-South Coliseum, Memphis, TN	
	Florida State 84, Cincinnati 74	(First Round)
	Memphis State 81, Florida State 74	(Semifinals)
1989	Florida State 80, South Carolina 63	(Semifinals)
	Louisville 87, Florida State 80	(Championship)
1990	Gulf Coast Coliseum, Biloxi, MS	
	Cincinnati 65, Florida State 64 (OT)	(First Round)
1991	Roanoke Civic Center, Roanoke, VA	
	Florida State 65, South Carolina 55	(First Round)
	Florida State 91, Virginia Tech 71	(Semifinals)
	Florida State 76, Louisville 69	(Championship)



Florida State's win over Georgetown in the second round of last year's NCAA Tournament sent them from Boise, Idaho to Albuquerque, New Mexico and the Sweet 16.

Series Records



W/L	Season	Site	Score
Air Force (Series Record: 0-1)			
W	1963-64	N	53-78
Alabama (Series Record: 7-8)			
W	1959-60	A	86-74
W	1960-61	A	68-57
L	1961-62	A	57-72
W	1962-63	A	72-76
W	"	N	49-48
W	"	A	63-61
L	1963-64	A	53-62
W	"	H	95-77
L	1964-65	A	73-76
L	"	H	65-75
L	1966-67	A	79-80
L	1972-73	N	68-74
L	1975-76	N	72-76
L	1985-86	A	89-100
W	1986-87	H	72-71
Alabama-Birmingham (Series Record: 2-0)			
W	1978-79	A	85-66
W	1979-80	H	89-87
Alabama State (Series Record: 2-0)			
W	1987-88	H	108-90
W	1990-91	H	113-88
Alaska-Anchorage (Series Record: 1-0)			
W	1989-90	N	75-74
Alcorn State (Series Record: 1-0)			
W	1986-87	N	84-62
Arizona (Series Record: 2-0)			
W	1969-70	A	87-78
W	1970-71	H	95-85
Arkansas (Series Record: 1-1)			
W	1988-89	N	112-105
L	1990-91	H	92-109
Arkansas State (Series Record: 1-1)			
L	1952-53	A	77-88
W	1953-54	H	78-68
Army (Series Record: 1-2)			
L	1957-58	H	62-71
W	1969-70	N	86-51
L	1976-77	N	71-72
Auburn (Series Record: 6-19)			
L	1958-59	A	74-95
L	"	H	62-69
L	1959-60	A	58-62
L	"	H	63-76
L	1960-61	A	57-74
L	"	N	67-74
W	1961-62	A	56-52
L	"	H	57-62
L	1962-63	A	47-65
L	"	H	70-77
W	1963-64	H	69-67
L	"	A	59-63
L	1964-65	A	68-92
W	"	H	58-55
L	1965-66	N	58-59
L	"	N	64-80
L	1966-67	N	59-67
W	1978-79	A	71-70
W	1979-80	H	73-69
L	1980-81	N	74-78
L	1981-82	H	76-77
L	1982-83	A	68-78
L	1983-84	H	69-76
W	1988-90	H	82-78
L	1990-91	H	96-99
Austin Peay (Series Record: 1-0)			
W	1976-77	H	97-87

W/L	Season	Site	Score
Baptist College (Series Record: 4-0)			
W	1975-76	H	107-54
W	1976-77	H	139-72
W	1980-81	H	87-60
W	1983-84	H	92-75
Baylor (Series Record: 2-0)			
W	1964-65	N	82-64
W	1971-72	N	85-67
Beloit (Series Record: 0-1)			
L	1954-55	N	88-110
Birmingham Southern (Series Record: 0-2)			
L	1948-49	H	44-50
L	1949-50	A	45-55
Biscayne (Series Record: 6-0)			
W	1970-71	H	106-70
W	1971-72	A	94-66
W	1972-73	H	97-62
W	1973-74	H	109-71
W	1974-75	A	88-59
W	"	A	95-85
Boston University (Series Record: 1-0)			
W	1955-56	N	86-52
Bradley (Series Record: 0-1)			
L	1956-57	A	66-90
Brigham Young (Series Record: 0-1)			
L	1972-73	N	77-90
Bucknell (Series Record: 1-0)			
W	1987-88	H	87-58
California-Irvine (Series Record: 1-0)			
W	1970-71	H	82-69
California (Pa.) (Series Record: 1-0)			
W	1985-86	H	113-75
California-Santa Barbara (Series Record: 1-0)			
W	1965-66	H	62-61
California State-Bakersfield (Series Record: 1-0)			
W	1973-74	H	96-66
Canisius (Series Record: 1-1)			
W	1973-74	H	91-74
L	1974-75	A	75-81
Centenary (Series Record: 2-3)			
L	1956-57	A	74-92
L	1958-59	A	63-87
W	1959-60	H	81-71
W	1962-63	H	82-68
L	1963-64	A	72-79
Central (Mo.) (Series Record: 0-2)			
L	1949-50	A	50-62
L	1952-53	H	59-62
Central Florida (Series Record: 8-0)			
W	1980-81	H	57-41
W	1983-84	H	95-56
W	1985-86	H	76-58
W	1986-87	H	76-57
W	1987-88	A	101-67
W	1988-89	H	133-79
W	"	N	97-64
Charleston (Series Record: 2-0)			
W	1949-50	H	72-37
W	"	A	74-54

W/L	Season	Site	Score
Chattanooga (Series Record: 2-0)			
W	1962-63	A	72-55
W	1974-75	H	111-70
Cincinnati (Series Record: 22-14)			
L	1971-72	A	64-88
W	1972-73	A	78-74
L	"	A	62-89
L	1977-78	A	75-77
W	"	A	76-66
W	1978-79	A	80-77
W	"	A	76-71
W	1979-80	A	54-52
W	"	A	77-74
W	"	A	79-69
W	1980-81	A	79-77
L	"	A	79-80
L	"	A	57-58
L	1981-82	A	83-84
L	"	A	71-73
W	1982-83	A	86-78
L	"	A	48-63
W	1983-84	A	71-57
W	"	A	85-64
W	1984-85	A	63-62
W	"	A	86-60
W	"	A	76-65
W	1985-86	A	76-73
L	"	A	72-78
L	1986-87	A	67-69
W	"	A	77-75
W	1987-88	A	74-71
W	"	A	101-68
W	"	A	84-74
W	1988-89	A	95-80
W	"	A	68-65
L	1989-90	A	62-82
L	"	A	69-72
L	"	A	64-65
W	1990-91	H	72-67
L	"	A	67-76
Citadel (Series Record: 4-4)			
L	1957-58	N	57-59
L	1959-60	H	74-76
L	"	A	60-100
W	1960-61	H	83-77
L	"	A	66-79
W	1966-67	A	83-67
W	1967-68	A	96-75
W	"	H	93-50
Clemson (Series Record: 6-7)			
L	1951-52	N	56-62
L	1955-56	N	76-94
L	1959-60	A	64-68
W	1960-61	H	74-57
W	"	A	65-64
L	1961-62	H	77-82
L	"	A	69-75
W	1968-69	A	70-67
W	1969-70	H	122-80
W	1973-74	N	65-58
L	1976-77	A	92-108
W	1991-92	H	102-90
L	"	A	67-68
Cleveland State (Series Record: 1-0)			
W	1979-80	H	88-83
Colorado State (Series Record: 1-0)			
W	1975-76	N	84-54
Connecticut (Series Record: 1-1)			
W	1972-73	H	91-55
L	1989-90	N	60-83
Connecticut St. Teachers (Series Record: 1-0)			
W	1950-51	H	76-68
Creighton (Series Record: 0-1)			
L	1964-65	N	77-85

W/L	Season	Site	Score
Culver-Stockton (Series Record: 0-1)			
L	1951-52	H	56-59
Dayton (Series Record: 3-3)			
W	1968-69	H	79-71
W	1969-70	A	82-76
L	1975-76	A	81-95
W	1976-77	A	76-71
L	1978-79	A	80-97
L	1981-82	A	79-93
David Lipscomb (Series Record: 1-1)			
W	1949-50	H	57-53
L	1950-51	A	73-88
Denver (Series Record: 1-0)			
W	1971-72	N	88-70
DePaul (Series Record: 0-2)			
L	1964-65	N	44-52
L	1991-92	N	75-85
Drury (Series Record: 0-1)			
L	1949-50	A	52-59
Duke (Series Record: 0-3)			
L	1953-54	A	75-97
L	1991-92	A	70-86
L	"	H	62-75
Duquesne (Series Record: 2-1)			
L	1956-57	A	55-70
W	1964-65	N	62-58
W	1991-92	H	88-73
East Carolina (Series Record: 1-0)			
W	1967-68	H	110-100
East Tennessee State (Series Record: 1-3)			
L	1955-56	A	54-80
L	1956-57	H	59-65
L	1967-68	A	69-79
W	1971-72	H	108-83
Eastern Kentucky (Series Record: 6-1)			
L	1966-67	A	59-81
W	1971-72	H	96-83
W	"	N	83-81
W	1972-73	N	87-70
W	1973-74	A	93-60
W	1974-75	H	107-75
W	1975-76	A	65-59
Eckerd (Series Record: 1-0)			
W	1978-79	H	116-71
Erskine (Series Record: 1-1)			
W	1947-48	H	49-48
L	"	A	45-57
Evansville (Series Record: 0-1)			
L	1967-68	A	67-76
Fairleigh Dickinson (Series Record: 2-0)			
W	1973-74	H	86-58
W	1977-78	H	85-43
Florida (Series Record: 14-27)			
L	1951-52	N	51-61
L	1953-54	N	79-82
L	1955-56	A	65-67
L	1956-57	H	70-71
W	1957-58	H	82-60
L	1958-59	A	71-81
L	1959-60	H	67-74
L	"	A	74-75
W	1960-61	A	85-71
W	"	A	79-56

Series Records



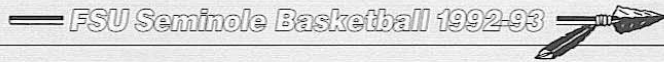
W/L	Season	Site	Score
L	1961-62	H	59-80
L	1962-63	A	86-90
L	1962-63	H	55-78
L	1963-64	A	50-52
W	1963-64	H	51-50
L	1964-65	A	65-77
L	1964-65	H	62-75
L	1965-66	A	65-74
L	1965-66	H	30-50
L	1966-67	A	75-90
L	1966-67	H	87-95
L	1967-68	A	62-89
W	1968-69	N	88-63
W	1977-78	N	68-61
W	1979-80	N	87-70
L	1980-81	N	74-81
W	1981-82	A	82-71
L	1981-82	N	65-81
W	1982-83	H	82-67
L	1982-83	H	63-84
W	1983-84	A	67-60
W	1984-85	H	87-64
L	1984-85	H	65-68
L	1985-86	A	79-86
L	1985-86	A	66-85
W	1986-87	H	80-76
L	1987-88	A	48-71
W	1988-89	H	104-86
L	1989-90	A	69-82
L	1990-91	H	68-85
W	1991-92	A	68-67
Florida A&M (Series Record: 5-0)			
W	1979-80	H	101-63
W	1980-81	H	92-79
W	1981-82	H	81-67
W	1982-83	H	81-79
W	1991-92	H	2-0
Florida Institute of Technology (Series Record: 1-0)			
W	1985-86	H	122-83
Florida International (Series Record: 5-0)			
W	1983-84	H	94-75
W	1984-85	H	97-43
W	1987-88	H	121-75
W	1988-89	H	100-75
W	1990-91	A	92-73
Florida Presbyterian (Series Record: 1-0)			
W	1967-68	A	90-66
Florida Southern (Series Record: 22-8)			
L	1947-78	A	41-47
W	1948-49	H	55-48
W	1948-49	H	46-38
W	1949-50	A	53-45
L	1949-50	A	65-71
L	1949-50	A	48-59
L	1950-51	N	56-88
W	1950-51	A	86-55
W	1951-52	H	44-41
L	1951-52	A	51-54
W	1952-53	H	72-53
L	1952-53	A	71-89
W	1953-54	A	79-77
W	1953-54	A	98-80
W	1954-55	A	99-71
W	1954-55	A	73-69
W	1955-56	H	84-63
W	1955-56	H	92-73
W	1956-57	A	85-91
L	1956-57	H	63-78
L	1956-57	A	67-73
W	1965-66	H	99-54
W	1966-67	A	84-76
W	1967-68	H	104-82
W	1968-69	A	84-79
W	1969-70	H	98-74
W	1970-71	A	74-66
W	1971-72	H	84-63
W	1978-79	H	106-75
W	1979-80	A	85-78

W/L	Season	Site	Score
Furman (Series Record: 7-2)			
W	1956-57	N	108-96
L	1957-58	A	89-95
W	1958-59	H	73-72
W	1959-60	A	105-98
W	1960-61	H	99-57
L	1961-62	A	64-67
W	1963-64	H	57-48
W	1983-84	H	93-91
W	1984-85	A	97-75
Georgetown (Series Record: 3-0)			
W	1969-70	H	98-65
W	1971-72	H	101-70
W	1991-92	N	78-68
George Washington (Series Record: 2-0)			
W	1967-68	A	94-69
W	1978-79	A	71-68
Georgia (Series Record: 19-12)			
L	1947-48	A	46-65
L	1947-48	H	42-44
L	1951-52	N	50-79
W	1954-55	N	97-87
W	1954-55	H	90-81
W	1955-56	A	88-79
W	1955-56	A	79-76
W	1956-57	H	80-75
L	1956-57	H	68-72
W	1957-58	A	86-63
W	1957-58	N	92-80
W	1958-59	H	85-77
L	1958-59	N	72-83
L	1959-60	A	91-94
L	1959-60	N	66-69
W	1960-61	H	95-82
L	1960-61	N	56-52
W	1961-62	A	77-68
W	1961-62	A	71-62
W	1962-63	N	101-69
W	1962-63	N	77-69
W	1962-63	H	88-54
L	1963-64	H	76-90
W	1963-64	H	64-63
L	1964-65	A	70-85
W	1964-65	A	64-55
W	1965-66	H	85-83
L	1965-66	A	57-63
W	1980-81	H	87-69
W	1980-81	N	64-62
L	1981-82	H	67-70
Georgia Southern (Ga. Tch.) (Series Record: 13-4)			
L	1947-48	H	56-60
L	1947-48	A	47-65
W	1950-51	N	69-67
L	1951-52	H	75-93
W	1952-53	A	68-63
W	1953-54	H	66-58
W	1953-54	A	89-85
W	1954-55	H	75-67
W	1955-56	H	91-83
L	1955-56	A	81-90
W	1962-63	N	79-60
W	1970-71	A	113-81
W	1972-73	H	109-97
W	1973-74	N	92-89
W	1974-75	N	101-77
W	1978-79	H	104-71
W	1978-79	N	96-83
Georgia State (Series Record: 3-0)			
W	1974-75	H	81-72
W	1975-76	A	86-58
W	1975-76	H	92-70
Georgia Tech (Series Record: 16-10)			
L	1962-63	A	55-70
L	1962-63	A	73-77
W	1964-65	H	72-65

W/L	Season	Site	Score
L	1965-66	A	76-77
W	1965-66	H	71-66
L	1966-67	A	88-95
L	1966-67	H	68-75
L	1967-68	A	84-102
W	1967-68	A	73-57
W	1968-69	H	72-67
L	1968-69	H	75-84
W	1969-70	A	98-80
W	1969-70	A	89-83
W	1970-71	H	97-80
L	1970-71	H	67-85
W	1971-72	A	81-76
W	1971-72	A	71-69
W	1971-72	H	108-50
L	1976-77	N	67-72
W	1977-78	H	78-72
W	1977-78	A	85-82
W	1977-78	A	71-69
W	1978-79	H	79-73
L	1978-79	A	73-75
W	1991-92	A	83-79
W	1991-92	H	80-67
Hardin-Simmons (Series Record: 1-0)			
W	1987-88	H	93-79
Hawaii (Series Record: 1-2)			
W	1968-69	H	92-60
L	1971-72	A	10-30
(Forfeit)	*	A	76-80
Hofstra (Series Record: 3-0)			
W	1967-68	H	109-71
W	1973-74	H	92-63
W	1974-75	H	107-71
Houston (Series Record: 2-3)			
L	1961-62	A	76-84
W	1962-63	H	76-69
W	1971-72	H	86-79
L	1973-74	A	86-94
L	1973-74	A	74-79
Illinois State (Series Record: 3-1)			
W	1974-75	H	72-70
W	1975-76	A	80-58
L	1975-76	A	80-82
W	1975-76	H	109-81
Indiana (Series Record: 0-3)			
L	1975-76	A	59-83
L	1990-91	N	60-82
L	1991-92	N	74-85
Indiana State (Series Record: 0-1)			
L	1973-74	N	92-93
Iowa (Series Record: 0-1)			
L	1982-83	N	98-102
Jacksonville (Series Record: 33-19)			
W	1960	H	86-69
W	1964	A	101-77
W	1965	A	97-74
L	1966	H	86-90
W	1967	A	78-49
W	1967	A	81-70
W	1967	H	68-67
W	1968	A	92-79
W	1968	H	106-65
W	1969	H	93-88
L	1969	H	68-76
W	1970	A	93-89
W	1970	A	89-83
L	1971	H	81-85
L	1971	H	109-114
L	1972	H	65-83
L	1972	A	79-90
W	1972	H	90-83

W/L	Season	Site	Score
L	1961-62	A	82-84
L	1961-62	H	70-61
L	1973	H	66-70
W	1974	A	83-74
W	1974	A	78-74
L	1975	H	89-113
W	1975	A	63-55
L	1976	H	71-76
W	1976	A	77-57
W	1976	A	74-65
L	1977	H	70-77
L	1977	A	64-70
L	1979	H	68-71
W	1979	A	84-81
L	1980	A	76-77
W	1981	H	64-55
W	1981	A	59-57
W	1982	H	59-50
W	1982	N	94-93
L	1983	A	80-83
L	1983	H	79-80
W	1983	N	81-66
W	1983	H	61-60
W	1984	A	83-74
W	1984	A	76-63
L	1985	H	47-56
W	1985	H	61-60
W	1986	A	88-72
L	1986	A	62-69
L	1987	H	78-90
W	1988	A	67-63
W	1989	H	85-70
W	1989-91	A	99-79
W	1991-92	H	100-91
Jacksonville State (Ala.) (Series Record: 2-0)			
W	1953-54	H	72-61
W	1954-55	H	103-76
Kansas (Series Record: 0-1)			
L	1966-67	A	48-62
Kansas State (Series Record: 0-2)			
L	1966-67	A	48-62
L	1989-90	N	70-71
Kent State (Series Record: 1-1)			
L	1968-69	H	67-76
W	1969-70	A	80-79
Kentucky (Series Record: 2-5)			
L	1958-59	A	68-91
W	1960-61	A	63-58
L	1962-63	A	54-83
W	1971-72	N	73-54
L	1976-77	A	57-97
L	1977-78	A	76-85
L	1979-80	A	78-97
Lambuth (Series Record: 0-2)			
L	1948-49	A	50-56
L	1948-49	N	49-65
Lamar Tech (Series Record: 1-0)			
W	1965-66	H	73-68
La Salle (Series Record: 1-1)			
L	1988-89	A	100-101
W	1990-91	H	83-74
Louisiana State (Series Record: 2-2)			
L	1957-58	A	65-67
W	1958-59	H	82-67
L	1959-60	A	78-89
W	1967-68	N	130-100
Louisville (Series Record: 9-30)			
L	1968	A	78-79
W	1969	H	79-69
L	1973	A	78-90

Series Records



W/L	Season	Site	Score
L	1974	H	75-84
L	1977	A	61-79
L	1977	A	75-78
W	1978	A	70-60
W	1978	H	81-70
L	1979	N	93-94
L	1979	H	65-67
L	1979	A	71-84
L	1980	A	73-79
L	1980	H	75-83
L	1980	A	72-81
L	1981	A	78-98
L	1981	H	73-82
L	1982	A	57-79
W	1982	H	71-65
L	1983	N	73-97
L	1983	H	69-96
L	1983	A	63-89
L	1984	A	71-95
W	1984	H	75-60
L	1985	H	62-63
L	1985	A	72-83
L	1986	H	64-85
L	1986	A	67-89
L	1987	H	64-73
L	1987	A	71-87
W	1988	H	83-76
L	1988	A	62-82
W	1989	A	81-78
L	1989	H	77-78
L	1989	N	80-87
L	1990	H	66-73
L	1990	A	50-69
W	1990-91	H	77-66
L	1990-91	A	72-88
W	1990-91	N	76-69
Loyola of New Orleans (Series Record: 8-13)			
L	1950-51	H	65-75
L	1951-52	A	52-74
L	1952-53	H	66-72
L	1952-53	A	77-85
L	1953-54	H	76-80
L	1953-54	A	72-88
L	1954-55	A	95-101
W	1954-55	H	87-84
W	1955-56	H	85-75
L	1955-56	A	72-75
W	1956-57	H	79-72
L	1956-57	A	56-82
L	1957-58	A	56-82
L	1957-58	H	67-79
W	1958-59	H	61-60
L	1959-60	A	64-71
W	1959-60	H	69-50
W	1960-61	H	73-55
W	1960-61	A	72-68
W	1965-66	H	73-53
L	1965-66	A	62-63
Madison (Series Record: 2-0)			
W	1975-76	A	85-65
W	1976-77	H	69-66
Manhattan (Series Record: 2-0)			
W	1963-64	N	85-81
W	1970-71	H	96-68
Marquette (Series Record: 1-2)			
L	1967-68	A	58-78
W	1979-80	N	81-78
L	1979-80	A	64-74
Marshall (Series Record: 1-3)			
L	1957-58	A	68-109
L	1966-67	H	71-77
L	1972-73	H	59-71
W	1974-75	H	90-63
Maryland (Series Record: 1-1)			
W	1991-92	A	91-83
L	1991-92	H	85-93

W/L	Season	Site	Score
Memphis State (Series Record: 22-31)			
L	1952-53	A	73-87
L	1957-58	A	56-59
L	1957-58	H	51-68
L	1958-59	H	72-75
L	1958-59	A	69-93
L	1959-60	A	71-86
L	1959-60	H	67-83
W	1963-64	H	91-90
L	1963-64	A	71-83
W	1964-65	H	74-81
W	1964-65	A	84-81
W	1965-66	H	67-63
L	1965-66	A	66-81
L	1966-67	A	42-46
W	1966-67	H	55-51
W	1973-74	H	88-90
L	1974-75	A	69-70
W	1975-76	H	100-79
L	1976-77	A	75-81
W	1977-78	A	95-89
W	1977-78	H	89-82
W	1978-79	A	93-86
W	1978-79	H	90-87
W	1978-79	A	35-34
W	1979-80	A	74-69
W	1979-80	H	55-54
W	1980-81	H	84-66
W	1980-81	A	80-78
L	1981-82	A	63-90
L	1981-82	H	60-62
W	1982-83	H	74-72
L	1982-83	A	67-94
L	1982-83	N	74-84
L	1983-84	H	69-73
L	1983-84	A	67-75
L	1984-85	H	69-74
L	1984-85	A	68-70
L	1984-85	N	86-90
L	1985-86	A	73-99
L	1985-86	H	82-80
L	1985-86	N	71-73
L	1986-87	A	68-76
W	1986-87	H	98-89
W	1987-88	H	92-85
L	1987-88	A	76-81
L	1987-88	A	74-81
L	1988-89	H	82-99
L	1988-89	A	78-89
W	1989-90	H	78-72
L	1989-90	A	69-81
L	1990-91	A	66-67
W	1990-91	H	76-64
Mercer (Series Record: 13-9)			
L	1947-48	H	48-61
L	1947-48	A	43-68
L	1948-49	H	56-65
L	1948-49	A	59-62
W	1948-49	N	52-46
W	1949-50	H	63-45
L	1949-50	A	61-69
W	1950-51	A	55-52
W	1950-51	H	69-64
L	1950-51	A	65-69
L	1952-53	A	62-78
W	1952-53	H	77-76
W	1952-53	N	87-77
W	1953-54	H	72-70
L	1953-54	A	63-70
W	1971-72	H	96-78
W	1972-73	H	112-94
W	1974-75	H	91-88
W	1975-76	H	90-67
W	1976-77	A	66-65
W	1991-92	H	78-64
Miami (Ohio) (Series Record: 0-1)			
L	1970-71	N	64-67
Miami (Series Record: 25-24)			
L	1950-51	A	61-80
L	1950-51	A	65-79

W/L	Season	Site	Score
L	1951-52	A	56-93
L	1951-52	H	63-76
W	1951-52	A	73-70
L	1952-53	A	93-65
W	1952-53	H	81-75
L	1953-54	A	61-78
W	1953-54	H	76-69
W	1954-55	H	71-66
W	1954-55	A	86-80
W	1955-56	H	78-76
L	1955-56	A	85-91
L	1956-57	H	77-85
L	1956-57	A	82-98
W	1957-58	H	71-70
L	1957-58	A	66-86
L	1958-59	A	79-85
W	1958-59	H	93-69
L	1958-59	A	85-92
L	1959-60	H	91-93
L	1959-60	A	89-107
W	1960-61	H	89-78
L	1960-61	A	73-75
W	1961-62	H	66-60
W	1961-62	A	83-80
W	1962-63	H	77-74
L	1962-63	A	70-99
W	1963-64	H	80-78
L	1963-64	A	80-82
W	1964-65	H	67-66
L	1964-65	A	75-82
W	1965-66	H	78-82
L	1965-66	A	90-112
W	1966-67	H	61-60
L	1966-67	A	90-110
W	1967-68	H	122-93
L	1967-68	A	84-96
W	1968-69	A	111-84
W	1968-69	H	86-81
W	1968-69	A	89-86
W	1969-70	H	104-63
W	1969-70	A	112-96
W	1970-71	H	114-106
W	1970-71	A	94-100
L	1985-86	A	75-83
L	1985-86	H	90-72
L	1986-87	A	57-63
W	1986-87	H	108-84
Middle Tennessee (Series Record: 0-1)			
L	1988-89	N	83-97
Milikin (Series Record: 0-1)			
L	1950-51	N	60-91
Millsaps (Series Record: 2-0)			
W	1948-49	A	49-46
W	1949-50	N	62-45
Minnesota (Series Record: 2-2)			
W	1971-72	N	70-56
L	1977-78	A	74-88
W	1979-80	H	112-91
L	1980-81	A	66-79
Mississippi (Series Record: 1-1)			
W	1950-51	H	63-58
L	1950-51	A	75-79
Mississippi College (Series Record: 5-1)			
L	1948-49	H	53-21
W	1948-49	A	46-57
W	1949-50	H	43-24
W	1949-50	A	51-45
W	1949-50	N	74-63
W	1950-51	A	77-54
Mississippi State (Series Record: 3-3)			
L	1951-52	A	47-75
W	1952-53	H	82-52
L	1953-54	A	75-87
W	1954-55	A	91-76
W	1954-55	H	102-86
L	1955-56	N	71-79

W/L	Season	Site	Score
Missouri (Series Record: 2-1)			
L	1976-77	A	63-65
L	1977-78	H	97-64
W	1980-81	N	68-64
Missouri Western (Series Record: 1-0)			
W	1976-77	H	109-80
Monmouth College (Series Record: 2-0)			
W	1953-84	H	82-55
W	1987-88	H	82-88
Montana (Series Record: 1-0)			
W	1991-92	N	78-68
Montana State (Series Record: 1-0)			
W	1954-55	N	93-84
Morehead State (Series Record: 1-1)			
L	1956-57	H	75-97
W	1959-60	H	78-75
Morningside (Series Record: 1-0)			
W	1955-56	H	104-93
Morgan State (Series Record: 1-0)			
W	1990-91	H	89-48
Murray State (Series Record: 1-1)			
W	1957-58	H	84-60
L	1958-59	A	71-96
Navy (Series Record: 1-0)			
W	1977-78	N	82-55
Nevada-Las Vegas (Series Record: 0-1)			
L	1990-91	A	69-101
New Hampshire (Series Record: 1-0)			
W	1988-89	H	104-52
New Mexico (Series Record: 3-1)			
W	1973-74	H	90-71
L	1974-75	A	78-81
W	1982-83	A	74-71
W	1982-83	H	79-77
New Orleans (Series Record: 2-2)			
L	1985-86	A	55-76
W	1985-86	H	96-77
L	1988-89	A	77-83
W	1989-90	H	66-64
New York University (Series Record: 1-0)			
W	1955-56	N	85-83
North Carolina (Series Record: 3-11)			
L	1965-66	A	80-115
L	1966-67	A	54-81
L	1967-68	A	80-88
L	1968-69	A	82-100
L	1969-70	A	75-86
L	1970-71	A	61-70
W	1971-72	N	79-75
L	1972-73	N	79-91
L	1973-74	N	85-104
L	1984-85	N	69-78
L	1985-86	A	64-109
W	1991-92	A	86-74
W	1991-92	H	110-96
L	1991-92	N	76-80
North Carolina State (Series Record: 5-4)			
L	1955-56	A	63-88
L	1956-57	A	59-64
W	1983-84	N	74-71

Series Records

W/L	Season	Site	Score
L	1984-85	A	66-72
W	1985-86	H	76-67
L	1989-90	N	72-90
W	1991-92	H	98-76
W	*	A	87-79
W	*	N	93-80
North Carolina-Charlotte (Series Record: 1-2)			
L	1976-77	H	65-76
W	1981-82	N	76-73
W	1982-83	N	76-73
Northwestern (Series Record: 1-0)			
W	1972-73	N	91-73
Oglethorpe (Series Record: 2-1)			
L	1948-49	A	52-64
W	*	H	47-46
W	1971-72	H	112-69
Ohio State (Series Record: 0-3)			
L	1961-62	A	57-72
L	1967-68	A	69-76
L	1968-69	H	86-93
Ohio University (Series Record: 1-1)			
L	1957-58	A	66-86
W	1974-75	H	67-60
Oklahoma (Series Record: 0-2)			
L	1986-87	A	92-109
L	1987-88	H	87-89
Oklahoma City (Series Record: 4-2)			
W	1957-58	H	57-52
L	1958-59	A	75-103
L	*	H	84-98
W	1961-62	H	99-74
L	*	A	81-79
W	1972-73	A	94-80
Oklahoma State (Series Record: 0-1)			
L	1964-65	N	56-60
Old Dominion (Series Record: 0-1)			
L	1978-79	A	76-80
Oral Roberts (Series Record: 2-0)			
W	1976-77	H	91-87
W	1977-78	A	80-76
Oregon (Series Record: 1-0)			
W	1969-70	H	100-84
Oregon State (Series Record: 2-1)			
W	1969-70	H	69-68
W	1971-72	N	73-72
L	1975-76	N	75-78
Palm Beach Atlantic (Series Record: 1-0)			
W	1975-76	H	109-52
Panama Nationals (Series Record: 1-0)			
W	1965-66	H	96-73
Pan American (Series Record: 2-0)			
W	1970-71	A	95-90
W	1971-72	H	109-83
Paris Island Marines (Series Record: 0-2)			
L	1951-52	A	46-78
L	*	H	62-64
Penn State (Series Record: 3-1)			
W	1972-73	N	70-60
L	1978-79	N	57-64
W	1987-88	H	63-60
W	1988-89	A	87-81

W/L	Season	Site	Score
Pepperdine (Series Record: 3-0)			
W	1950-51	N	61-59
W	1969-70	A	121-83
W	1970-71	H	101-82
Pittsburgh (Series Record: 1-6)			
L	1973-74	N	60-82
L	1982-83	H	74-75
L	1983-84	A	69-102
L	*	N	63-66
W	1984-85	N	83-76
L	1985-86	A	75-88
L	1987-88	A	71-72
Princeton (Series Record: 0-1)			
L	1972-73	N	59-61
Purdue (Series Record: 1-0)			
W	1974-75	N	69-66
Rhode Island (Series Record: 2-0)			
W	1966-67	H	107-92
W	1969-90	A	95-76
Rice (Series Record: 3-2)			
W	1961-62	H	76-66
L	1963-64	A	81-102
W	1964-65	N	81-56
W	1966-67	H	76-72
L	1968-69	A	80-83
Richmond (Series Record: 1-3)			
L	1962-63	H	56-62
L	1963-64	A	65-69
W	1967-68	A	114-91
Rider (Series Record: 1-0)			
W	1988-89	H	113-67
Robert Morris (Series Record: 1-0)			
W	1991-92	H	76-60
Rollins (Series Record: 20-2)			
W	1950-51	A	60-57
W	*	H	62-45
W	1951-52	H	74-71
L	*	A	55-69
W	1952-53	H	90-83
L	*	A	79-82
W	1953-54	A	82-72
W	*	H	85-88
W	1954-55	H	86-74
W	*	A	110-82
W	1955-56	H	101-67
W	*	A	71-70
W	1956-57	H	97-94
W	*	H	96-79
W	1957-58	H	80-61
W	1958-59	A	94-83
W	1959-60	H	101-58
W	1960-61	A	78-70
W	1961-62	H	110-53
W	1969-70	A	107-86
W	1975-76	H	90-47
W	1977-78	H	83-59
Rutgers (Series Record: 1-0)			
W	1967-68	H	87-77
St. Josephs (Me.) (Series Record: 1-0)			
W	1984-85	H	88-72
St. Leo (Series Record: 3-0)			
W	1977-78	H	90-49
W	1981-82	H	101-74
W	1982-83	H	92-54

W/L	Season	Site	Score
St. Louis (Series Record: 11-1)			
W	1971-72	N	63-62
W	1977-78	A	88-75
W	*	A	72-68
W	*	A	61-59
W	1978-79	A	84-79
W	*	H	84-79
W	1979-80	A	75-73
W	*	A	71-69
L	1980-81	A	71-72
W	*	H	70-57
W	*	N	84-77
W	1981-82	A	75-74
W	*	H	89-73
Samford (Howard) (Series Record: 10-0)			
W	1949-50	A	59-58
W	*	H	50-39
W	1950-51	H	60-44
W	*	A	58-51
W	*	N	64-54
W	1965-66	H	77-66
W	1967-68	H	104-89
W	1970-71	H	122-79
W	1972-73	A	47-34
W	1989-90	H	100-62
San Diego State (Series Record: 0-1)			
L	1982-83	A	85-89
San Francisco (Series Record: 0-1)			
L	1976-77	A	87-93
Santa Clara (Series Record: 1-1)			
L	1955-56	N	59-61
W	1976-77	N	94-80
Seton Hall (Series Record: 2-0)			
W	1972-73	N	80-61
W	1077-78	N	94-63
Sewanee (Series Record: 3-3)			
L	1948-49	H	35-43
W	*	H	47-39
W	1949-50	A	80-59
W	*	A	85-65
L	1951-52	N	48-58
L	1952-53	A	58-69
South Alabama (Series Record: 8-2)			
W	1971-72	H	105-72
W	*	A	104-81
W	1972-73	A	86-69
W	1973-74	H	105-63
W	*	A	96-91
W	1976-77	H	115-86
L	1977-78	H	56-58
L	1978-79	A	61-78
W	1988-89	H	87-82
W	1989-90	A	78-75
South Carolina (Series Record: 13-13)			
W	1959-60	H	93-75
L	1960-61	A	72-81
W	1968-69	H	87-76
L	1980-81	N	78-80
L	*	A	70-83
W	1981-82	A	82-77
L	*	H	84-87
W	1982-83	A	90-85
L	*	H	76-79
L	1983-84	H	68-76
W	*	A	87-82
W	*	N	72-65
L	1984-85	A	77-92
W	*	H	87-75
L	1985-86	A	73-81
W	*	H	68-62
L	1986-87	H	60-63
W	*	A	80-72
L	*	N	85-86

W/L	Season	Site	Score
L	1987-88	H	72-80
L	*	A	78-81
W	1988-89	A	69-67
W	*	H	88-72
W	*	A	80-63
L	1989-90	H	53-56
W	*	A	79-70
W	1990-91	A	81-80
W	*	A	70-59
W	*	N	65-55
South Carolina-Aiken (Series Record: 1-0)			
W	1979-80	H	82-69
South Carolina-Spartanburg (Series Record: 1-0)			
W	1986-87	H	97-69
South Dakota (Series Record: 1-0)			
W	1970-71	H	125-65
South Dakota State (Series Record: 1-0)			
W	1950-51	N	85-70
South Florida (Series Record: 16-7)			
W	1972-73	H	95-53
L	1973-74	A	94-95
W	*	H	118-84
L	1974-75	A	71-77
W	*	H	77-64
W	1975-76	N	78-71
W	*	A	76-72
W	*	H	88-82
W	1976-77	A	97-74
W	*	H	103-72
W	1977-78	H	76-67
W	1979-80	A	69-71
W	*	H	84-69
L	1981-82	A	67-82
L	1982-83	N	77-90
L	1983-84	A	51-53
L	1984-85	H	54-56
W	1986-87	H	83-78
W	1987-88	A	86-70
W	1988-89	H	113-81
W	1989-90	A	78-72
W	1990-91	H	80-72
L	1991-92	A	88-92
Southern California (Series Record: 2-2)			
W	1968-69	H	70-68
L	1969-70	A	68-71
L	1970-71	N	85-94
W	1990-91	N	75-72
Southern Illinois (Series Record: 1-1)			
W	1972-73	H	78-73
L	1973-74	A	73-77
Southern Mississippi (Series Record: 16-8)			
L	1951-52	H	83-84
L	*	H	70-78
W	1956-57	H	81-72
W	1958-59	H	65-62
L	1959-60	H	78-87
W	1970-71	N	117-84
W	1982-83	H	71-65
W	*	A	94-82
W	1983-84	H	83-64
W	*	H	78-74
L	1984-85	H	63-77
W	*	A	91-79
L	1985-86	H	92-94
L	*	H	96-102
W	1986-87	H	95-74
W	*	H	117-102
W	1987-88	H	83-75
W	*	H	87-83
W	1988-89	H	104-79
W	*	H	81-78
W	1989-90	H	113-82
L	*	A	72-84
L	1990-91	A	72-84
W	*	H	85-83

Series Records



W/L	Season	Site	Score
Southern University (Series Record: 1-0)			
W	1991-92	H	95-75
Southwestern (Memphis) (Series Record: 0-1)			
L	1948-49	A	47-54
Southwestern Louisiana (Series Record: 2-0)			
W	1975-76	H	110-70
W	"	A	68-65
Southwest Missouri State (Series Record: 0-1)			
L	1949-50	A	52-79
Spring Hill (Series Record: 3-3)			
W	1947-48	H	39-36
L	"	A	54-76
L	1951-52	A	54-64
W	1954-55	A	81-72
W	1958-59	H	100-70
L	1953-54	H	60-69
Stetson (Series Record: 31-11)			
L	1947-48	"	56-65
W	"	"	41-38
W	1948-49	A	49-40
W	"	A	40-36
L	1949-50	H	61-70
W	"	H	74-68
L	1950-51	H	66-67
L	"	A	53-71
W	"	N	65-58
L	1951-52	A	48-58
L	"	H	64-66
W	1952-53	A	83-79
L	"	A	81-94
W	"	H	76-66
W	1953-54	"	74-71
L	"	A	60-82
W	1954-55	H	94-79
W	"	A	84-73
W	"	H	86-77
W	1955-56	H	91-78
W	"	A	89-84
L	1956-57	A	70-97
L	"	H	86-104
W	1957-58	H	77-60
L	1958-59	A	91-98
W	1962-63	H	73-57
W	1963-64	A	80-60
W	1967-68	A	72-50
W	"	H	111-81
W	1968-69	H	95-67
W	1969-70	A	94-64
W	1970-71	H	76-71
W	1971-72	A	49-47
W	"	N	90-54
W	1972-73	H	84-67
L	1974-75	A	54-63
W	1975-76	H	81-71
W	1976-77	A	87-80
W	1986-87	H	83-75
W	1987-88	N	80-67
W	1988-89	H	91-74
W	1989-90	H	92-83
W	1990-91	N	69-64
Stuebenville (Series Record: 0-1)			
L	1956-57	A	64-79
Syracuse (Series Record: 0-3)			
L	1989-90	N	69-90
L	1991-92	N	71-89
L	1990-91	A	79-88
Tampa (Series Record: 31-8)			
L	1948-49	A	56-58
W	"	A	60-58
L	"	N	47-56
L	1949-50	A	60-80
W	"	H	58-56

W/L	Season	Site	Score
W	1950-51	H	80-69
L	"	A	66-76
W	1951-52	A	72-66
W	"	H	79-60
L	"	N	57-78
L	1952-53	A	73-77
W	"	H	83-74
W	1953-54	H	74-58
W	"	A	73-63
W	1954-55	H	90-82
W	"	A	96-61
W	1955-56	A	89-67
W	"	H	88-73
W	1956-57	A	82-67
W	"	H	88-57
L	1957-58	H	72-53
L	"	A	56-79
W	1959-60	H	72-67
L	"	A	68-83
W	1960-61	H	88-60
W	"	A	116-95
W	1961-62	H	91-71
W	"	H	123-92
W	1962-63	H	92-60
W	"	A	80-58
W	1963-64	H	107-61
W	1964-65	A	71-64
W	1965-66	H	121-57
W	"	A	99-70
W	1966-67	H	109-72
W	"	A	87-84
W	1983-84	H	83-70
W	1984-85	H	89-52
W	1985-86	H	86-62
Tennessee (Series Record: 3-5)			
L	1957-58	A	57-74
L	1960-61	A	68-70
W	1961-62	A	69-62
L	1962-63	A	65-66
L	1964-65	N	43-65
W	1986-87	N	91-90
L	1987-88	A	78-81
W	1988-89	H	101-90
Tennessee-Martin (Series Record: 1-0)			
W	1984-85	H	90-73
Tennessee Tech (Series Record: 1-0)			
W	1957-58	H	74-71
Texas (Series Record: 2-0)			
W	1969-70	H	82-61
W	1970-71	A	80-78
Texas A&M (Series Record: 2-1)			
L	1956-57	H	74-83
W	1973-74	N	99-79
W	1977-78	A	100-77
Texas Christian (Series Record: 0-1)			
L	1963-64	A	60-66
Texas Southern (Series Record: 1-0)			
W	1990-91	H	95-71
Toledo (Series Record: 2-0)			
W	1976-77	N	70-66
W	1979-80	A	94-91
Troy State (Series Record: 8-1)			
W	1947-48	H	57-37
L	"	A	48-49
W	1948-49	A	68-64
W	"	H	63-45
W	1949-50	H	61-27
W	"	A	79-71
W	1955-56	H	90-65
W	1976-77	H	83-69
W	1977-78	H	110-82

W/L	Season	Site	Score
Tulane (Series Record: 20-10)			
L	1966-67	A	85-87
W	"	H	100-90
W	1968-69	A	97-94
W	"	H	99-90
W	1969-70	A	82-77
W	"	H	112-77
L	1970-71	G	69-88
W	1971-72	H	94-84
W	1977-78	A	71-56
W	"	A	87-85
W	"	H	103-85
L	1978-79	A	60-74
W	"	H	89-84
W	"	A	101-92
W	1979-80	N	108-97
L	"	A	79-80
W	"	A	85-73
W	1980-81	H	79-61
W	"	A	74-68
L	1981-82	A	53-66
L	"	H	61-82
W	"	N	54-49
L	1982-83	H	79-80
L	"	A	66-71
L	1983-84	A	43-50
W	"	H	52-51
L	1984-85	A	61-64
W	"	H	74-51
W	1989-90	H	92-68
W	"	A	69-67
L	1990-91	A	61-77
W	"	H	85-79
Tulsa (Series Record: 3-0)			
W	1963-64	H	91-76
W	1964-65	A	74-72
W	1962-83	N	96-80
UCLA (Series Record: 0-1)			
L	1971-72	A	76-81
UNC-Asheville (Series Record: 1-0)			
W	1991-92	H	107-54
Union (Tenn.) (Series Record: 0-1)			
L	1948-49	A	52-56
Valdosta State (Series Record: 15-0)			
W	1960-61	H	86-66
W	1961-62	H	72-42
W	1962-63	H	65-42
W	"	A	61-56
W	1964-65	H	81-57
W	1965-66	H	69-68
W	1966-67	H	62-58
W	1967-68	H	81-71
W	1968-69	H	120-75
W	"	A	84-81
W	1970-71	H	111-63
W	1971-72	H	134-65
W	1974-75	H	81-74
W	1975-76	H	106-61
W	1986-87	H	85-75
Vanderbilt (Series Record: 0-2)			
L	1960-61	A	55-75
L	1966-87	A	92-109
Vermont (Series Record: 1-0)			
W	1976-77	A	76-67
Villanova (Series Record: 0-1)			
L	1988-89	N	67-68
Virginia (Series Record: 1-1)			
L	1991-92	H	68-77
W	"	A	64-63

W/L	Season	Site	Score
Virginia Military (Series Record: 2-1)			
L	1963-64	A	72-83
W	1964-65	H	76-72
W	1965-66	A	65-64
Virginia Tech (Series Record: 16-14)			
L	1968	A	74-77
W	1970	H	83-73
L	1973	A	82-91
W	1974	H	85-80
L	1979	N	60-68
L	1980	H	77-79
L	"	A	76-78
L	1981	A	70-80
W	"	H	80-76
W	1982	A	69-65
L	"	A	76-77
L	1983	A	69-70
W	"	H	82-78
W	1984	H	58-57
W	"	A	93-79
L	1985	A	71-85
L	"	H	75-87
W	"	N	97-93
L	1986	A	73-86
L	"	H	84-92
W	"	N	77-76
L	1987	A	79-82
W	"	H	107-78
L	1988	A	87-88
W	"	H	92-79
W	1989	A	100-97
W	"	H	117-97
W	1990-91	A	71-60
W	"	H	91-79
W	"	N	91-71
Washington (Series Record: 1-1)			
W	1971-72	N	85-77
L	1975-76	N	54-69
Washington State (Series Record: 1-0)			
W	1971-72	N	85-61
Wake Forest (Series Record: 3-1)			
L	1958-59	A	64-73
W	1973-74	N	66-48
W	1991-92	A	88-85
W	"	H	79-78
Western Carolina (Series Record: 2-0)			
W	1985-86	H	91-83
W	1986-87	A	101-76
West Virginia (Series Record: 0-3)			
L	1955-56	N	69-78
L	1956-57	A	54-88
L	1957-58	A	51-103
Western Kentucky (Series Record: 5-0)			
W	1973-74	N	107-87
W	1975-76	H	88-80
W	1976-77	A	93-73
W	1978-79	H	70-59
W	1979-80	A	67-65
Wisconsin-Milwaukee (Series Record: 3-0)			
W	1970-71	H	98-61
W	1973-74	N	84-82
W	1974-75	H	104-82
Wofford (Series Record: 0-2)			
L	1947-48	A	45-48
L	"	A	38-77
Xavier (Ohio) (Series Record: 0-1)			
L	1957-58	A	60-76

All-Time FSU Scores

FSU Seminole Basketball 1992-93



1947-48 - Won 5, Lost 13 (.277)

39 ... Spring Hill (H).....	36
57 ... Troy State (H).....	37
45 ... Wofford (A).....	48
56 ... Stetson (A).....	65
56 ... Georgia Teachers (H).....	60
46 ... Georgia (A).....	65
48 ... Mercer (H).....	61
54 ... Spring Hill (A).....	76
48 ... Troy State (A).....	49
43 ... Mercer (A).....	68
45 ... Erskine (A).....	47
38 ... Wofford (A).....	77
42 ... Georgia (H).....	44
41 ... Florida Southern (A).....	47
47 ... Georgia Teachers (A).....	65
55 ... Florida Southern (H).....	48
41 ... Stetson (H).....	38
49 ... Erskine (H).....	48

1948-49 - Won 12, Lost 12 (.500)

53 ... Mississippi College (H).....	21
46 ... Florida Southern.....	38
53 ... Florida Southern.....	45
68 ... Troy State (A).....	64
50 ... Lambuth (A).....	56
52 ... Union (A).....	56
47 ... Southwestern (A).....	54
49 ... Stetson (A).....	40
40 ... Stetson (A).....	36
56 ... Tampa (A).....	58
63 ... Troy State (H).....	45
52 ... Oglethorpe (A).....	64
59 ... Mercer (A).....	62
60 ... Tampa (A).....	58
46 ... Mississippi College (A).....	57
49 ... Millsaps (A).....	46
47 ... Oglethorpe (H).....	46
35 ... Sewanee (H).....	43
47 ... Sewanee.....	39
44 ... Birmingham Southern (H).....	50
52 ... Mercer (N).....	46
47 ... Tampa (N).....	56
49 ... Lambuth (N).....	65

1949-50 - Won 15, Lost 10 (.600)

43 ... Mississippi College (H).....	24
51 ... Mississippi College (H).....	45
61 ... Troy State (H).....	27
72 ... Charleston (H).....	37
50 ... Central (Mo.) (A).....	62
52 ... Drury (A).....	59
52 ... S.W. Missouri State (A).....	79
60 ... Tampa (A).....	80
65 ... Florida Southern (A).....	71
48 ... Florida Southern (A).....	59
63 ... Mercer (H).....	45
59 ... Howard (A).....	58
45 ... Birmingham Southern (A).....	55
62 ... Millsaps (H).....	45
61 ... Stetson (H).....	70
61 ... Mercer (A).....	69
50 ... Howard (H).....	39
57 ... David Lipscomb (H).....	53
58 ... Tampa (H).....	56
79 ... Troy State (A).....	71
80 ... Sewanee (A).....	59
85 ... Sewanee (A).....	65
74 ... Stetson (A).....	68
56 ... Florida Southern (N).....	68
74 ... Mississippi College (N).....	63

1950-51 - Won 18, Lost 9 (.667)

74 ... Charleston (A).....	54
55 ... Mercer (A).....	52
76 ... Conn. St. Teachers (H).....	68
60 ... Howard (H).....	44
86 ... Florida Southern (A).....	55
61 ... Miami (A).....	80
73 ... David Lipscomb (A).....	88
63 ... Mississippi (H).....	58
66 ... Stetson (H).....	67
44 ... Florida Southern (H).....	41
80 ... Tampa (H).....	69

58 ... Howard (A).....	51
66 ... Tampa (A).....	76
53 ... Stetson (A).....	71
60 ... Rollins (A).....	57
65 ... Loyola of N.O. (H).....	75
75 ... Mississippi (A).....	79
77 ... Mississippi College (A).....	54
69 ... Mercer (H).....	64
62 ... Rollins (H).....	45
64 ... Howard (N).....	45
65 ... Mercer (A).....	69
65 ... Stetson (N).....	58
69 ... Georgia Teachers (N).....	67
85 ... S. Dakota State (N).....	70
61 ... Pepperdine (N).....	59
60 ... Milikin (N).....	91

1951-52 - Won 5, Lost 20 (.200)

46 ... Parris Is. Marines (A).....	78
56 ... Culver-Stockton (H).....	59
47 ... Mississippi State (A).....	75
43 ... Southern Mississippi (A).....	84
70 ... Southern Mississippi (H).....	78
54 ... Springhill (A).....	64
48 ... Sewanee (N).....	58
50 ... Georgia (N).....	79
56 ... Clemson (N).....	62
51 ... Florida (N).....	61
52 ... Loyola of N.O. (A).....	74
56 ... Miami (A).....	93
72 ... Tampa (A).....	66
51 ... Florida Southern (A).....	54
75 ... Georgia Teachers (H).....	93
72 ... Florida Southern (H).....	53
62 ... Parris Is. Marines (H).....	64
74 ... Rollins (H).....	71
48 ... Stetson (A).....	58
55 ... Rollins (A).....	69
63 ... Miami (H).....	76
79 ... Tampa (H).....	60
64 ... Stetson (H).....	66
73 ... Miami (N).....	70
57 ... Tampa (N).....	78

1952-53 - Won 11, Lost 11 (.500)

62 ... Mercer (A).....	78
68 ... Georgia Teachers (A).....	63
90 ... Rollins (H).....	83
77 ... Mercer (H).....	76
59 ... Central Missouri (H).....	62
58 ... Sewanee (A).....	69
82 ... Mississippi State (H).....	52
66 ... Loyola of N.O. (H).....	72
65 ... Miami (A).....	93
73 ... Tampa (A).....	77
71 ... Florida Southern (A).....	89
79 ... Rollins (A).....	82
73 ... Memphis State (A).....	87
77 ... Arkansas State (A).....	88
76 ... Stetson (H).....	66
79 ... Florida Southern (A).....	77
83 ... Tampa (H).....	74
77 ... Loyola of N.O. (A).....	85
81 ... Miami (H).....	75
83 ... Stetson (A).....	79
87 ... Mercer (N).....	77
81 ... Stetson (A).....	94

1953-54 - Won 13, Lost 7 (.619)

75 ... Mississippi State (A).....	87
72 ... Mercer (H).....	70
66 ... Georgia Teachers (H).....	58
72 ... Jacksonville St. (Ala.) (H).....	61
74 ... Tampa (H).....	58
76 ... Loyola of N.O. (H).....	80
61 ... Miami (A).....	78
82 ... Rollins (A).....	72
73 ... Tampa (A).....	63
98 ... Florida Southern (A).....	80
60 ... Stetson (A).....	82
85 ... Rollins (H).....	68
99 ... Florida Southern (H).....	71
63 ... Mercer (A).....	70
76 ... Miami (H).....	69

72 ... Loyola of N.O. (A).....	88
89 ... Georgia Teachers (A).....	85
78 ... Arkansas State (H).....	68

1954-55 - Won 22, Lost 4 (.846)

103 ... Jacksonville State (H).....	76
75 ... Georgia Teachers (H).....	67
90 ... Tampa (H).....	62
94 ... Stetson (H).....	79
71 ... Miami (H).....	62
79 ... Florida (N).....	82
97 ... Georgia (N).....	87
75 ... Duke (A).....	97
73 ... Florida Southern (A).....	69
96 ... Tampa (A).....	61
90 ... Georgia (H).....	81
81 ... Spring Hill (A).....	72
91 ... Mississippi State (A).....	76
84 ... Stetson (A).....	73
86 ... Rollins (H).....	74
84 ... Florida Southern (H).....	63
88 ... Georgia (A).....	79
110 ... Rollins (A).....	82
95 ... Loyola (A).....	101
102 ... Mississippi State (H).....	86
87 ... Loyola (H).....	84
86 ... Miami (A).....	80
86 ... Stetson (H).....	77
91 ... Georgia Teachers (H).....	83
93 ... Montana State (N).....	84
88 ... Beloit (N).....	110

1955-56 - Won 16, Lost 9 (.640)

63 ... North Carolina State (A).....	88
54 ... E. Tennessee St. (A).....	80
101 ... Rollins (H).....	67
91 ... Stetson (H).....	78
89 ... Tampa (A).....	67
104 ... Morningside (H).....	83
76 ... Clemson (N).....	94
86 ... Boston University (N).....	52
71 ... Mississippi State (N).....	79
69 ... West Virginia (N).....	78
59 ... Santa Clara (N).....	61
85 ... New York Univ. (N).....	83
78 ... Miami (H).....	76
71 ... Rollins (A).....	70
79 ... Georgia (A).....	76
81 ... Georgia Teachers (A).....	90
85 ... Loyola of N.O. (H).....	75
90 ... Troy State (H).....	65
88 ... Tampa (H).....	73
92 ... Florida Southern (H).....	73
85 ... Florida Southern (A).....	81
89 ... Stetson (A).....	83
85 ... Miami (A).....	91
72 ... Loyola of N.O. (A).....	75
80 ... Georgia (H).....	75

1956-57 - Won 9, Lost 17 (.346)

55 ... Duquesne (A).....	70
64 ... Steubenville (A).....	79
54 ... West Virginia (A).....	88
66 ... Bradley (A).....	90
65 ... Florida (A).....	67
74 ... Texas A&M (H).....	83
59 ... East Tennessee State (H).....	65
68 ... Georgia (H).....	72
75 ... Morehead State (N).....	97
108 ... Furman (N).....	96
59 ... North Carolina State (A).....	64
77 ... Miami (H).....	85
70 ... Stetson (A).....	97
104 ... Stetson (H).....	86
86 ... Georgia (A).....	63
82 ... Tampa (A).....	67
97 ... Rollins (H).....	94
63 ... Florida Southern (A).....	78
67 ... Florida Southern (H).....	73
96 ... Rollins (H).....	79
81 ... Southern Mississippi (H).....	72
79 ... Loyola of N.O. (H).....	72
82 ... Miami (A).....	98

1957-58 - Won 9, Lost 16 (.360)

74 ... Tennessee Tech (H).....	71
84 ... Murray State (H).....	60
57 ... Tennessee (A).....	74
70 ... Florida (A).....	71
89 ... Furman (A).....	95
56 ... Loyola of N.O. (A).....	82
65 ... Louisiana State (A).....	67
57 ... Citadel (N).....	80
92 ... Georgia (N).....	59
67 ... Loyola of N.O. (H).....	79
72 ... Tampa (H).....	53
56 ... Memphis State (A).....	59
77 ... Stetson (H).....	60
71 ... Miami (H).....	70
51 ... West Virginia (A).....	103
68 ... Marshall (A).....	109
66 ... Ohio University (A).....	86
60 ... Xavier of Ohio (A).....	76
62 ... Army (H).....	71
57 ... Oklahoma City (H).....	52
80 ... Rollins (H).....	61
51 ... Memphis State (H).....	68
66 ... Miami (A).....	86
56 ... Tampa (A).....	79
85 ... Georgia (H).....	77

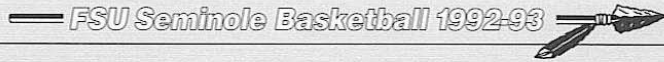
1958-59 - Won 8, Lost 15 (.347)

68 ... Kentucky (A).....	91
73 ... Furman (H).....	72
100 ... Spring Hill (H).....	70
64 ... Wake Forest (A).....	73
82 ... Florida (H).....	60
74 ... Auburn (A).....	95
79 ... Miami (N).....	85
72 ... Georgia (N).....	83
82 ... Louisiana State (H).....	67
62 ... Auburn (H).....	69
65 ... Southern Mississippi (H).....	62
72 ... Memphis State (H).....	75
93 ... Miami (H).....	69
91 ... Georgia (A).....	94
75 ... Oklahoma City (A).....	103
63 ... Centenary (A).....	87
61 ... Loyola of N.O. (H).....	60
71 ... Murray State (A).....	96
69 ... Memphis State (A).....	93
84 ... Oklahoma City (H).....	98
91 ... Stetson (A).....	98
94 ... Rollins (A).....	83
85 ... Miami (A).....	92

1959-60 - Won 10, Lost 15 (.400)

78 ... Louisiana State (A).....	89
64 ... Loyola of N.O. (A).....	71
71 ... Florida (A).....	81
58 ... Auburn (A).....	62
86 ... Alabama (A).....	74
64 ... Clemson (A).....	68
63 ... Auburn (H).....	76
86 ... Jacksonville (A).....	69
66 ... Georgia (N).....	69
93 ... South Carolina (H).....	75
74 ... Citadel (H).....	76
81 ... Centenary (H).....	71
78 ... Southern Mississippi (A).....	87
71 ... Memphis State (A).....	86
72 ... Tampa (H).....	67
91 ... Miami (H).....	93
78 ... Morehead State (H).....	75
68 ... Tampa (A).....	83
67 ... Memphis State (H).....	83
101 ... Rollins (H).....	58
105 ... Furman (A).....	98
60 ... Citadel (A).....	100
69 ... Loyola of N.O. (H).....	50
89 ... Miami (A).....	107
95 ... Georgia (H).....	82

All-Time FSU Scores



1960-61 - Won 14, Lost 10 (.583)

88 .. Tampa (H)	60
63 .. Kentucky (A)	58
55 .. Vanderbilt (A)	75
57 .. Auburn (A)	74
74 .. Clemson (H)	57
67 .. Florida (H)	74
72 .. South Carolina (A)	82
65 .. Clemson (A)	64
56 .. Georgia (N)	62
68 .. Tennessee (A) (OT)	70
73 .. Loyola of N.O. (H)	55
89 .. Miami (H)	78
67 .. Auburn (N)	74
78 .. Rollins (A)	70
68 .. Alabama (H)	57
83 .. Citadel (H)	77
86 .. Valdosta State (H)	66
77 .. Georgia (A)	68
66 .. Citadel	79
99 .. Furman (H)	57
74 .. Florida (A)	75
116 .. Tampa (A)	95
73 .. Miami (A)	75
72 .. Loyola of N.O. (A)	68

1961-62 - Won 15, Lost 8 (.651)

57 .. Ohio State (A)	72
63 .. Wisconsin (A)	64
76 .. Rice (H)	66
85 .. Florida (A)	71
56 .. Auburn (A)	52
77 .. Clemson (H)	82
69 .. Tennessee (A)	62
57 .. Auburn (H)	62
99 .. Oklahoma City (H)	74
64 .. Furman (A)	67
69 .. Clemson (A)	75
110 .. Rollins (H)	53
65 .. Miami (H)	60
57 .. Alabama (A)	72
81 .. Oklahoma City (A)	79
76 .. Houston (A)	84
72 .. Valdosta State (H)	42
91 .. Tampa (H)	71
71 .. Georgia (A)	62
79 .. Florida (H)	56
83 .. Miami (A)	80
123 .. Tampa (H)	92
101 .. Georgia (H)	69

1962-63 - Won 15, Lost 10 (.600)

92 .. Tampa (H)	60
65 .. Valdosta State (H)	42
59 .. Florida (H)	80
47 .. Auburn (A)	65
72 .. Alabama (H)	63
54 .. Kentucky (A)	83
70 .. Auburn (H)	77
56 .. Richmond (H)	62
77 .. Georgia (N)	69
49 .. Alabama (N)	48
79 .. Georgia Southern (N)	60
65 .. Tennessee (A)	66
72 .. Chattanooga (A)	55
77 .. Miami (H)	74
88 .. Georgia (H)	54
76 .. Georgia (A)	90
55 .. Georgia Tech (A)	70
86 .. Florida (A)	94
76 .. Houston (H)	69
63 .. Alabama (A)	61
61 .. Valdosta State (A)	56
73 .. Stetson (H)	57
82 .. Centenary (H)	68
73 .. Phillips 66 Oilers (H)	82
70 .. Miami (A)	99
80 .. Tampa (A)	58

1963-64 - Won 11, Lost 14 (.444)

55 .. Florida (A)	78
69 .. Auburn (H)	67
53 .. Alabama (A)	62
81 .. Rice (A)	102
60 .. Texas Christian (A)	66

107 .. Tampa (H)	61
91 .. Tulsa (H)	76
53 .. Air Force (N)	78
85 .. Manhattan (N)	81
65 .. Richmond (A)	69
72 .. Virginia Military (A)	83
80 .. Miami (H)	78
91 .. Memphis State (H)	90
64 .. Georgia (H)	63
50 .. Florida (H)	52
59 .. Auburn (A)	63
95 .. Alabama (H)	77
57 .. Furman (H)	48
72 .. Centenary (A)	79
72 .. Memphis State (A)	84
73 .. Georgia Tech (A)	77
101 .. Jacksonville (H)	77
80 .. Stetson (A)	60
80 .. Miami (A)	82
70 .. Georgia (A)	85

1964-65 - Won 16, Lost 10 (.620)

81 .. Valdosta State (H)	57
76 .. Virginia Military (H)	72
68 .. Auburn (A)	92
73 .. Alabama (A)	76
51 .. Florida (H)	50
56 .. Oklahoma State (N)	60
82 .. Baylor (N)	64
43 .. Tennessee (N)	65
74 .. Tulsa (A)	72
44 .. DePaul (N)	52
77 .. Creighton (N)	85
81 .. Rice (N)	56
64 .. Georgia (A) (OT)	55
67 .. Miami (H)	66
74 .. Memphis State (H)	61
72 .. Georgia Tech (H)	65
58 .. Auburn (H)	55
66 .. Alabama (H)	75
62 .. Duquesne (H)	58
81 .. Memphis State (A)	70
97 .. Jacksonville (H)	74
76 .. Georgia Tech (A)	77
71 .. Tampa (A)	64
65 .. Florida (A)	77
75 .. Miami (A)	82
85 .. Georgia (H)	83

1965-66 - Won 15, Lost 11 (.577)

73 .. Lamar Tech (H)	68
69 .. Valdosta (H)	68
121 .. Tampa (H)	57
62 .. Florida (A)	75
80 .. North Carolina (A)	115
62 .. Calif.-Santa Barbara (H)	61
65 .. V.M.I. (A)	64
58 .. Auburn (A)	59
64 .. Auburn (A)	80
57 .. Georgia (A)	63
78 .. Miami (H)	62
73 .. Loyola of N.O. (H)	53
67 .. Memphis (H)	62
65 .. Florida (H)	74
86 .. Jacksonville (A)	90
96 .. Panama Nationals (H)	73
71 .. Georgia Tech (H)	66
66 .. Memphis (A)	81
62 .. Loyola of N.O. (A)	63
78 .. Jacksonville (A)	49
88 .. Georgia Tech (A)	95
77 .. Samford (H)	66
99 .. Florida Southern (H)	54
99 .. Tampa (A)	70
90 .. Miami (A)	112
87 .. Georgia (H)	69

1966-67 Won 11, Lost 15 (.423)

62 .. Valdosta State (H)	58
76 .. Rice (H)	72
30 .. Florida (A)	50
48 .. Kansas (A)	62
59 .. Kansas State (A)	81
76 .. Richmond (A)	80
59 .. Eastern Kentucky (A)	81

83 .. Citadel (A)	67
54 .. North Carolina (A)	81
79 .. Alabama (A)	80
59 .. Auburn (A)	67
61 .. Miami (H)	60
85 .. Tulane (A)	87
42 .. Memphis State (A)	46
81 .. Jacksonville (H)	70
71 .. Marshall (H)	77
68 .. Georgia Tech (H)	75
109 .. Tampa (H)	72
55 .. Memphis State (H)	51
68 .. Jacksonville (A)	67
100 .. Tulane (H)	90
84 .. Florida Southern (A)	76
75 .. Tulane (H)	90
84 .. Georgia Tech (A)	102
87 .. Tampa (A)	84
90 .. Miami (A)	110

1967-68 - Won 19, Lost 8 (.704)

90 .. Fla. Presbyterian (A)	66
69 .. Ohio State (A)	76
87 .. Florida (H)	95
104 .. Samford (H)	89
58 .. Marquette (A)	78
130 .. Louisiana State (N)	100
114 .. Richmond (H)	91
87 .. Rutgers (H)	77
94 .. Geo. Washington (A)	69
67 .. Evansville (A)	76
96 .. Citadel (A)	75
111 .. Stetson (H)	81
122 .. Miami (H)	93
92 .. Jacksonville (H)	79
73 .. Georgia Tech (A)	57
109 .. Hofstra (H)	71
81 .. Valdosta State (H)	71
80 .. North Carolina (A)	86
110 .. East Carolina (H)	100
93 .. Citadel (H)	50
104 .. Florida Southern (H)	82
106 .. Jacksonville (A)	65
64 .. Florida (A)	89
72 .. Georgia Tech (H)	67
72 .. Stetson (A)	60
84 .. Miami (A)	96
69 .. East Tenn. State (A)	79

*NCAA Mid East Regionals

1968-69 - Won 18, Lost 8 (.692)

120 .. Valdosta State (H)	75
111 .. Miami (A)	84
93 .. Jacksonville (A)	88
74 .. Virginia Tech (A)	77
78 .. Louisville (A)	79
70 .. Southern California (H)	68
86 .. Ohio State (H)	93
104 .. New Hampshire (H)	52
68 .. Jacksonville (A)	76
97 .. Tulane (A)	94
86 .. Miami (H)	81
67 .. Kent State (H)	76
99 .. Tulane (H)	90
80 .. Rice (A)	83
92 .. Hawaii (H)	60
87 .. South Carolina (H)	76
93 .. Jacksonville (H)	89
84 .. Valdosta State (A)	81
70 .. Clemson (A)	67
82 .. North Carolina (A)	100
95 .. Stetson (H)	67
79 .. Dayton (H)	71
76 .. Georgia Tech (H)	84
98 .. Georgia Tech (A)	80
84 .. Florida Southern (A)	79
89 .. Miami (A)	86

1969-70 - Won 23, Lost 3 (.885)

69 .. Oregon State (H)	68
100 .. Oregon (H)	84
107 .. Rollins (A)	86
75 .. North Carolina (A)	86
98 .. Georgetown (H)	65
79 .. Louisville (H)	69

82 .. Texas (H)	61
86 .. Army (N)	51
88 .. Florida (N)	63
121 .. Pepperdine (A)	83
68 .. So. California (A)	71
87 .. Arizona (A)	78
104 .. Miami (H)	63
82 .. Tulane (A)	77
122 .. Clemson (H)	80
89 .. Georgia Tech (A)	83
89 .. Jacksonville (H)	83
83 .. Virginia Tech (H)	73
80 .. Kent State (A)	79
82 .. Dayton (A)	76
98 .. Florida Southern (H)	74
112 .. Tulane (H)	77
81 .. Jacksonville (A)	85
97 .. Georgia Tech (H)	80
94 .. Stetson (A)	64
112 .. Miami (A)	96

1970-71 - Won 17, Lost 9 (.654)

80 .. Texas (A)	78
106 .. Biscayne (H)	70
125 .. South Dakota (H)	65
117 .. Southern Mississippi (N)	84
108 .. Jacksonville (A)	114
111 .. Valdosta State (H)	63
85 .. So. California (N)	94
64 .. Miami (Ohio) (N)	67
95 .. Pan American (A)	90
95 .. Arizona (H)	85
101 .. Pepperdine (H)	82
114 .. Miami (H)	106
96 .. Manhattan (H)	68
69 .. Tulane (A)	88
122 .. Samford (H)	79
78 .. Stetson (H)	71
67 .. Georgia Tech (H)	85
65 .. Jacksonville (A)	83
82 .. California-Irvine (H)	69
98 .. Wisconsin-Milw. (H)	61
81 .. Georgia Tech (A)	76
113 .. Georgia Southern (A)	81
79 .. Jacksonville (H)	90
61 .. North Carolina (A)	70
74 .. Florida Southern (A)	66
94 .. Miami (A)	100

1971-72 - Won 27, Lost 6 (.818)

112 .. Oglethorpe (H)	69
96 .. Eastern Kentucky (H)	83
90 .. Stetson (N)	54
90 .. Jacksonville (A)	83
134 .. Valdosta State (H)	65
(10) .. Hawaii (A) (Forfeit)	(30)
76 .. Hawaii (A)	81
85 .. Washington (N)	77
73 .. Oregon State (N)	72
85 .. Washington State (N)	61
88 .. Denver (N)	70
63 .. St. Louis (N)	62
106 .. E. Tennessee State (H)	63
96 .. Mercer (H)	78
86 .. Houston (H)	79
105 .. South Alabama (H)	72
71 .. Georgia Tech (A)	69
82 .. Jacksonville (H)	84
84 .. Florida Southern (H)	63
109 .. Pan American (H)	83
86 .. Houston (A)	94
104 .. South Alabama (A)	81
94 .. Tulane (H)	84
108 .. Georgia Tech (H)	50
70 .. Jacksonville (A)	61
49 .. Stetson (A)	47
94 .. Biscayne (A)	66
64 .. Cincinnati (A)	88

(NCAA Tournament)	
83 .. Eastern Kentucky (N)	81
70 .. Minnesota (N)	56
73 .. Kentucky (N)	54
79 .. North Carolina (N)	75
76 .. UCLA (A)	81

All-Time FSU Scores

FSU Seminole Basketball 1992-93

1972-73 - Won 18, Lost 8 (.692)

109 .. Georgia Southern (H).....	97
87 .. Eastern Kentucky (N).....	70
97 .. Biscayne (H).....	62
59 .. Princeton (N).....	61
85 .. Baylor (N).....	67
68 .. Alabama (N).....	74
91 .. Northwestern (N).....	73
70 .. Penn State (N).....	60
77 .. Brigham Young (N).....	80
94 .. Oklahoma City (A).....	80
91 .. Connecticut (H).....	55
101 .. Georgetown (H).....	70
78 .. Cincinnati (H).....	74
84 .. Stetson (H).....	67
66 .. Jacksonville (A).....	70
47 .. Samford (A).....	34
78 .. Southern Ill. (H).....	73
95 .. South Florida (H).....	53
82 .. Virginia Tech (A).....	91
80 .. Seton Hall (N).....	61
62 .. Cincinnati (A).....	89
83 .. Jacksonville (H).....	74
79 .. North Carolina (N).....	91
86 .. South Alabama (A).....	69
59 .. Marshall (H).....	71
112 .. Mercer (H).....	94

1973-74 - Won 18, Lost 8 (.692)

92 .. Hofstra (H).....	63
109 .. Biscayne (H).....	71
65 .. Clemson (N).....	58
60 .. Pittsburgh (N).....	82
93 .. Eastern Kentucky (A).....	60
78 .. Louisville (A).....	90
88 .. Memphis State (H).....	80
107 .. W. Kentucky (N).....	87
66 .. Wake Forest (N).....	48
92 .. Indiana State (N).....	93
84 .. Wisc.-Milw. (N).....	82
99 .. Texas A&M (N).....	79
74 .. Houston (A).....	79
85 .. Virginia Tech (N).....	80
92 .. Georgia Southern (N).....	89
94 .. South Florida (A) (OT).....	95
73 .. South Illinois (A).....	77
78 .. Jacksonville (H).....	74
90 .. New Mexico (H).....	71
91 .. Canisius (H).....	74
118 .. South Florida (H).....	84
89 .. Jacksonville (A).....	113
85 .. North Carolina (N).....	104
105 .. South Alabama (H).....	63
86 .. Fairleigh Dickinson (H).....	58
96 .. South Alabama (A).....	91

1974-75 - Won 18, Lost 8 (.692)

81 .. Valdosta State (H).....	74
72 .. Illinois State (H).....	70
90 .. Marshall (H).....	63
69 .. Memphis State (A).....	70
75 .. Louisville (H).....	84
96 .. Ca. State-Bakersfield.....	66
67 .. Ohio University (H).....	60
69 .. Purdue (N).....	66
61 .. Louisville (A).....	79
107 .. Eastern Kentucky (H).....	75
104 .. Wisconsin-Milw. (H).....	82
88 .. Biscayne (A).....	59
71 .. South Florida (A).....	77
107 .. Hofstra (H).....	71
95 .. Biscayne (A).....	85
75 .. Canisius (A).....	81
78 .. New Mexico (A) (OT).....	84
111 .. UT-Chattanooga (H).....	84
63 .. Jacksonville (H).....	55
101 .. Georgia Southern (N).....	77
81 .. Georgia State (H).....	72
71 .. Jacksonville (A).....	76
104 .. Georgia Southern (H).....	71
91 .. Mercer (H).....	68
77 .. South Florida (H).....	64
54 .. Stetson (A).....	63

1975-76 - Won 21, Lost 6 (.776)

90 .. Rollins (H).....	47
65 .. Eastern Kentucky (A).....	59
59 .. Indiana (A).....	83
81 .. Stetson (H).....	71
109 .. Palm Beach Atlantic (H).....	52
78 .. South Florida (N).....	71
72 .. Alabama (N).....	76
54 .. Washington (N).....	69
75 .. Oregon State (N).....	78
84 .. Colorado State (N).....	54
88 .. Western Kentucky (H).....	80
77 .. Jacksonville (A).....	57
107 .. Baptist College (H).....	54
100 .. Memphis State (H).....	79
76 .. South Florida (A).....	72
110 .. Southwestern La. (H).....	70
66 .. Georgia State (A).....	58
80 .. Illinois State (A).....	58
80 .. Illinois State (A) (OT).....	82
88 .. South Florida (H).....	62
109 .. Illinois State (H).....	81
85 .. Madison (A).....	65
74 .. Jacksonville (H).....	65
92 .. Georgia State (H).....	70
106 .. Valdosta State (H).....	61
90 .. Mercer (H).....	76
68 .. Southwestern La. (A).....	65
81 .. Dayton (A).....	95

1976-77 - Won 16, Lost 11 (.592)

70 .. Toledo (N).....	66
92 .. Clemson (A).....	108
109 .. Missouri Western (H).....	80
97 .. Austin Peay (H).....	86
63 .. Missouri (A).....	65
94 .. Santa Clara (N).....	80
87 .. San Francisco (A).....	93
71 .. Army (N).....	72
76 .. Vermont (A).....	67
75 .. Louisville (A).....	78
93 .. Western Kentucky (A).....	73
83 .. Troy State (H).....	69
69 .. Madison (H).....	66
75 .. Memphis State (A).....	81
97 .. South Florida (A).....	84
115 .. South Alabama (H).....	86
70 .. Jacksonville (A).....	76
65 .. N.C.-Charlotte (H).....	76
66 .. Mercer (A).....	65
139 .. Baptist (H).....	72
57 .. Kentucky (A).....	97
87 .. Stetson (A).....	80
76 .. Dayton (A).....	71
64 .. Jacksonville (H).....	70
103 .. South Florida (H).....	72
91 .. Oral Roberts (H).....	87
67 .. Georgia Tech (N)*.....	72

1977-78 - Won 23, Lost 6 (.793)

83 .. Rollins (H).....	59
110 .. Troy State (H).....	82
90 .. St. Leo (H).....	49
76 .. South Florida (A).....	67
94 .. Seton Hall (A).....	63
100 .. Texas A&M (A).....	77
82 .. Navy (A).....	55
97 .. Missouri (H).....	64
75 .. Cincinnati (A).....	77
71 .. Tulane (A).....	56
74 .. Minnesota (A).....	88
87 .. Tulane (A).....	85
85 .. Fairleigh Dickinson (H).....	43
103 .. Tulane (H).....	85
76 .. Cincinnati (H).....	66
70 .. Louisville (A).....	66
88 .. St. Louis (A).....	75
56 .. South Alabama (H).....	58
72 .. St. Louis (A).....	68
95 .. Memphis State (A).....	89
89 .. Memphis State (H).....	82
79 .. UNC-Charlotte (A).....	88
81 .. Louisville (H).....	70

78 .. Georgia Tech (H).....	72
85 .. Georgia Tech (A).....	82
80 .. Oral Roberts (A).....	76
71 .. Georgia Tech (A).....	69
93 .. Louisville (A).....	94
76 .. Kentucky (A) (NCAA).....	85

1978-79 - Won 18, Lost 10 (.642)

116 .. Eckerd (H).....	71
70 .. Western Kentucky (H).....	59
71 .. Auburn (A).....	70
68 .. Florida (H).....	61
106 .. Florida Southern (H).....	75
80 .. Dayton (A).....	97
57 .. Penn State (N).....	64
85 .. Alabama-Birmingham (A).....	66
68 .. Jacksonville (A).....	71
96 .. Georgia Southern (N).....	83
76 .. Old Dominion (A).....	80
60 .. Tulane (A).....	74
61 .. St. Louis (A).....	59
93 .. Memphis State (A).....	86
65 .. Louisville (H).....	67
79 .. Georgia Tech (H).....	73
71 .. George Washington (A).....	68
80 .. Cincinnati (A).....	77
89 .. Tulane (H).....	84
71 .. Louisville (A).....	84
84 .. Jacksonville (H).....	81
61 .. South Alabama (A).....	78
73 .. Georgia Tech (A).....	75
84 .. St. Louis (H).....	79
76 .. Cincinnati (H).....	71
90 .. Memphis State (H).....	87
101 .. Tulane (A).....	92
35 .. Memphis State (A).....	34
60 .. Virginia Tech (A).....	68

1979-80 - Won 22, Lost 9 (.709)

101 .. Florida A&M (H).....	63
76 .. Jacksonville (H).....	77
89 .. South Florida (A).....	71
87 .. Florida (N).....	70
80 .. Memphis State (A).....	78
81 .. Marquette (N).....	78
112 .. Minnesota (H).....	91
67 .. Western Kentucky (A).....	65
108 .. Tulane (N).....	97
75 .. St. Louis (A).....	73
84 .. South Florida (H).....	69
74 .. Memphis State (A).....	69
79 .. Tulane (A).....	80
82 .. South Carolina-Aiken (H).....	69
64 .. Marquette (A).....	74
77 .. Virginia Tech (H).....	79
73 .. Louisville (A).....	79
54 .. Cincinnati (A).....	52
73 .. Auburn (H).....	79
55 .. Memphis State (H)*.....	54
77 .. Cincinnati (H).....	74
85 .. Florida Southern (A).....	78
71 .. St. Louis (A).....	69
64 .. Jacksonville (A).....	55
86 .. Cleveland State (H).....	83
89 .. Alabama-Birmingham (H).....	87
76 .. Virginia Tech (A).....	78
75 .. Louisville (H).....	83
85 .. Tulane (A).....	73
79 .. Cincinnati (A).....	69
72 .. Louisville (A).....	81
94 .. Toledo (NCAA) (A).....	91
78 .. Kentucky (NCAA) (A).....	97

1980-81 - Won 17, Lost 11 (.607)

57 .. Central Florida (H).....	41
66 .. Minnesota (A).....	79
59 .. Jacksonville (H).....	57
74 .. Florida (N).....	81
74 .. Auburn (H).....	78
63 .. Missouri (N).....	64
64 .. Georgia (N).....	62
78 .. South Carolina (N).....	80
84 .. Memphis State (H).....	66

79 .. Cincinnati (A).....	77
87 .. Baptist College (H).....	60
70 .. Virginia Tech (A).....	80
78 .. Louisville (A).....	98
59 .. Jacksonville (A).....	50
79 .. Tulane (H).....	61
82 .. Florida (A).....	71
74 .. Tulane (A).....	68
71 .. St. Louis (A).....	72
73 .. Louisville (H).....	82
70 .. St. Louis (H).....	57
79 .. Cincinnati (H).....	80
80 .. Virginia Tech (H).....	76
70 .. South Carolina (A).....	83
92 .. Florida A&M (H).....	79
84 .. St. Louis (N).....	77
57 .. Cincinnati (N).....	58

1981-82 - Won 11, Lost 17 (.393)

81 .. Florida A&M (H).....	67
67 .. Georgia (H).....	70
94 .. Jacksonville (N).....	93
67 .. South Florida (N).....	82
80 .. Jacksonville (H).....	83
65 .. Florida (N).....	81
76 .. Auburn (H).....	77
82 .. South Carolina (A).....	77
76 .. UNC-Charlotte (N).....	73
79 .. Dayton (A).....	93
57 .. Louisville (A).....	79
63 .. Memphis State (A).....	90
82 .. Florida (H).....	67
75 .. St. Louis (A).....	74
69 .. Virginia Tech (A).....	65
89 .. St. Louis (H).....	73
101 .. St. Leo (H).....	74
79 .. Jacksonville (A) (OT).....	80
71 .. Louisville (H).....	65
53 .. Tulane (A).....	66
61 .. Tulane (H).....	62
60 .. Memphis State (H).....	62
83 .. Cincinnati (A).....	84
84 .. South Carolina (H).....	87
76 .. Virginia Tech (H).....	77
71 .. Cincinnati (H).....	73
54 .. Tulane (N).....	49
73 .. Louisville (N).....	97

1982-83 - Won 14, Lost 14 (.500)

92 .. St. Leo (H).....	54
68 .. Auburn (A).....	78
81 .. Florida A&M (H).....	79
77 .. South Florida (N).....	90
81 .. Jacksonville (N).....	66
63 .. Florida (H).....	84
74 .. Pittsburgh (H).....	75
85 .. San Diego State (A).....	89
96 .. Tulsa (N).....	80
74 .. New Mexico (A).....	71
61 .. Jacksonville (A).....	60
69 .. Louisville (H).....	96
94 .. Southern Mississippi (H).....	82
69 .. Virginia Tech (A).....	70
86 .. Cincinnati (H).....	78
71 .. Southern Mississippi (A).....	65
90 .. South Carolina (A) (OT).....	85
48 .. Cincinnati (A).....	63
63 .. Louisville (A).....	89
83 .. Jacksonville (H).....	74
79 .. Tulane (H) (2 OT).....	80
82 .. Virginia Tech (H).....	78
79 .. New Mexico (H).....	77
74 .. Memphis State (H).....	72
76 .. South Carolina (H).....	79
67 .. Memphis State (A).....	94
66 .. Tulane (A).....	71
74 .. Memphis State (N).....	84

1983-84 - Won 20, Lost 11 (.645)

95 .. Central Florida (H).....	56
83 .. Tampa (H).....	70
67 .. Florida (A).....	60
69 .. Auburn (H).....	76
76 .. Jacksonville (H).....	63

Coaching History



**Don Loucks
(1947-48)**

Don Loucks, one of the most respected members of the Florida State athletic family, was the first coach of men's intercollegiate basketball at FSU. He guided the team to a 5-13 record during the 1947-48 season.

Loucks would go on to become a member of FSU's Hall of Fame after six decades with the university. The tennis courts at the university are named in honor of Don Loucks.

Year	W	L	Pct.
1947-48	5	13	.277



**J.K. Kennedy
(1948-66)**

J.K. Kennedy was better known as "Bud" during his 18 years as head coach of the Florida State program. A warm and compassionate man, Kennedy led the Seminoles from a limited program to major college status. He compiled a record of 237-208 from 1948-49 to 1965-66. His finest single season came in 1954-55 when he coached the Tribe, led by future Hall of Famers Jimmy Oley, and Ham Wernke, to a 22-4 record.

Year	W	L	Pct.	
1948-49	J. K. "Bud" Kennedy	12	12	.500
1949-50	J. K. "Bud" Kennedy	15	10	.600
1950-51	J. K. "Bud" Kennedy	18	9	.667
1951-52	J. K. "Bud" Kennedy	5	20	.200
1952-53	J. K. "Bud" Kennedy	11	11	.500
1953-54	J. K. "Bud" Kennedy	13	7	.619
1954-55	J. K. "Bud" Kennedy	22	4	.846
1955-56	J. K. "Bud" Kennedy	16	9	.640
1956-57	J. K. "Bud" Kennedy	9	17	.346
1957-58	J. K. "Bud" Kennedy	9	16	.360
1958-59	J. K. "Bud" Kennedy	8	15	.347
1959-60	J. K. "Bud" Kennedy	10	15	.400
1960-61	J. K. "Bud" Kennedy	14	10	.583
1961-62	J. K. "Bud" Kennedy	15	8	.651
1962-63	J. K. "Bud" Kennedy	15	10	.600
1963-64	J. K. "Bud" Kennedy	11	14	.444

1964-65	J. K. "Bud" Kennedy	16	10	.620
1965-66	J. K. "Bud" Kennedy	15	11	.577
Total		237	208	.532



**Hugh Durham
(1967-78)**

Hugh Durham's tenure at Florida State included four 20-win seasons and saw the program play for the national championship in 1972. Durham led the Seminoles to a 230-95 record and his .708 winning percentage was among the nation's best. He took FSU to three NCAA Tournaments.

Durham also made an impact with the Florida State program as a player in the late 1950's. From 1956-59 he scored 1,281 points, an average of 18.9 a game. His name is still prominent in many FSU records.

Year	W	L	Pct.	
1966-67	Hugh Durham	11	15	.428
1967-68	Hugh Durham	19	8	.704
1968-69	Hugh Durham	18	8	.692
1969-70	Hugh Durham	23	3	.885
1970-71	Hugh Durham	17	9	.654
1971-72	Hugh Durham	27	6	.818
1972-73	Hugh Durham	18	8	.692
1973-74	Hugh Durham	18	8	.692
1974-75	Hugh Durham	18	8	.692
1975-76	Hugh Durham	22	6	.786
1976-77	Hugh Durham	16	11	.593
1977-78	Hugh Durham	23	6	.793
Total		230	95	.708



**Joe Williams
(1978-86)**

Joe Williams took over as head coach of the Seminoles in 1978 after very successful stops at Jacksonville (1964-70) and Furman (1970-78). He led the FSU program for eight seasons and won 129 games while losing 105. He took Florida State to the NCAA Tournament in 1977-78 (0-1) and 1979-80 (1-1) and to the National Invitational Tournament in 1983-84 (1-1). The Seminoles had two 20-win seasons under his leadership.

Year	W	L	Pct.	
1978-79	Joe Williams	19	10	.655
1979-80	Joe Williams	22	9	.709
1980-81	Joe Williams	17	11	.607
1981-82	Joe Williams	11	17	.392
1982-83	Joe Williams	14	14	.500
1983-84	Joe Williams	20	11	.645
1984-85	Joe Williams	14	16	.467
1985-86	Joe Williams	12	17	.414
Total		129	105	.551



**Pat Kennedy
(1986-present)**

Pat Kennedy is credited with leading the Florida State program back to national prominence. Kennedy registered a Metro Conference regular season and tournament championship before the school joined the ACC prior to last season.

Kennedy has led the Seminoles to four NCAA Tournament berths and one N.I.T. appearance in his six years. FSU's advance to the Sweet 16 of last year's NCAA Tournament marked the second best season in FSU history.

Florida State is 119-66 under Pat Kennedy, having won .643 percent of their games. The Seminoles set a record for road wins and total ACC wins by a first-year coach with six and 11 respectively, last year.

Year	W	L	Pct.	
1986-87	Pat Kennedy	19	11	.633
1987-88	Pat Kennedy	19	11	.633
1988-89	Pat Kennedy	22	8	.733
1989-90	Pat Kennedy	16	15	.516
1990-91	Pat Kennedy	21	11	.656
1991-92	Pat Kennedy	22	10	.687
Total		119	66	.643

Overall Florida State Coaching Record

Years	W	L	Pct.
45	717	488	.595

Basketball Letterman Club — FSU Seminole Basketball 1992-93



(year indicates finish of season (i.e. 1991-92 is listed as 92))

A

Abraham, Ansley1974
 Adams, Arthur.....1949
 Aldridge, Archie.....1974
 Allen, Herbert.....1976
 Allen, Randy.....1984, 85, 86, 87
 Anderson, Kris.....1977, 78, 79, 81
 Arnold, Granville.....1983, 84
 Arnold, Rodney.....1980, 81
 Artmeier, Richard.....1954, 55
 Ashworth, Rufus.....1961

B

Barrow, Tim.....1968
 Barber, Pee Wee.....1986, 87
 Barnes, Joey.....1988, 89, 90
 Benjamin, Lee.....1949
 Benson, Rick.....1952, 53
 Biggs, Donald.....1966
 Bloodworth, John.....1966
 Boltz, Daniel.....1957, 58, 59
 Boyd, Aubry.....1988, 90, 91
 Bozeman, James.....1978, 79, 81
 Brennan, John.....1975
 Brodie, Mark.....1975
 Brown, Murray.....1977, 78, 79, 80
 Brownyard, Dave.....1973, 74
 Burke, Dennis.....1973, 74
 Burst, Thomas.....1953
 Burt, John.....1969, 70
 Bush, Ken.....1969
 Byrd, Carlton.....1974, 75, 76, 77

C

Cable, Randy.....1968, 69, 70
 Calkin, Jim.....1972
 Campbell, Rick.....1967
 Carter, Tony.....1985, 86, 87
 Cassell, Sam.....1991
 Casteel, Robert.....1957, 58, 59, 60
 Chassee, Richard.....1974, 75
 Chatman, Ed.....1979
 Choice, Raleigh.....1986, 87
 Clyde, Benny.....1973
 Cole, Otis.....1972, 73, 74
 Collinsworth, Greg.....1979, 80, 81
 Coogler, Faurest.....1961
 Copeland, Chad.....1990
 Cotton, Bill.....1961
 Cowens, Dave.....1968, 69, 70
 Cox, Jerry.....1978, 79, 80
 Cundy, Tom.....1952, 53, 54, 55

D

Danford, Richard.....1966, 67, 68
 Davis, Harry.....1975, 76, 77, 78
 Davis, Jack.....1961
 Davis, LaRae.....1985, 87
 Dawson, Tony.....1988, 89
 DePathy, Bob.....1968
 Dillard, Mickey.....1977, 78, 80, 81
 Dobard, Rodney.....1990, 91, 92
 Donald, Ray.....1992
 Doyle, Kenneth.....1967, 68
 Durham, Hugh.....1957, 58, 59

E

Eason, Michael.....1966
 Edney, Tim.....1961
 Edwards, Douglas.....1991, 92
 Ek, Bob.....1962, 63
 Ellzy, Vernell.....1970, 71

F

Fairchild, Charles.....1965
 Farrar, Joe.....1984, 85
 Fedor, Dave.....1959, 60, 61, 62
 Fischer, Louis.....1950, 51, 52
 Fitchett, Jerome.....1985, 86, 87, 88
 Forkey, Russell.....1966
 Fryer, Artie.....1972

G

Garcia, Thomas.....1957
 Garrett, Rowland.....1970, 71, 72
 Gay, Larry.....1971, 72, 73
 Gies, Jan.....1968, 69, 70
 Gilmore, Oren.....1981, 81
 Gipson, Alton Lee.....1984, 85
 Gisvold, Bill.....1963
 Glenn, Bill.....1966, 67
 Glover, Roy.....1970
 Gonzalez, Pete.....1963, 65
 Gordon, Duane.....1952, 53
 Grady, Greg.....1973, 74, 75, 76
 Graham, Chuck.....1990, 91, 92
 Gregory, Stu.....1957
 Gruhl, Stephen.....1992
 Guckenberger, Buzz.....1955, 59

H

Hands, Lorenzo.....1989, 90, 91
 Harris, Eugene.....1974, 75, 76, 77
 Harris, Ron.....1970, 71, 72
 Harrison, John.....1974, 75
 Hartman, Bob.....1951
 Hilaman, Sheldon.....1948
 Hogan, Jeff.....1967, 68, 69
 Huge, Cal.....1963
 Hunter, Tat.....1986, 87, 88, 89

J

Jackson, Tony.....1977, 78, 79, 80
 Jacoby, Leroy.....1956, 57, 58
 Johnson, Brad.....1988
 Johnson, Michael.....1982, 83, 84
 Johnson, Otis.....1973

K

Karasek, Tony.....1986, 87
 Kimrey, Lannie.....1969
 King, Ron.....1971, 72, 73
 Klay, Dale.....1969, 70
 Kuhl, Donnie.....1977, 78, 79, 81
 Kundid, Michael.....1976

L

Lanigan, Robert.....1947
 Leakey, Ken.....1964, 65
 Leitch, Colin.....1966
 Long, Charlie.....1961, 62, 63
 Loucks, Donald.....1948
 Lovell, Bobby.....1963, 64, 65

M

Mabry, Thomas.....1985, 86
 Macklin, Kenneth.....1969, 70
 McCloud, George.....1986, 87, 88, 89
 McComber, Darryl.....1969, 70
 McCrary, Benjamin.....1947
 McCrary, Lawrence.....1972, 73, 74
 Malmen, Ronald.....1965, 66
 Mann, Hank.....1975, 78, 79
 Marsee, Bud.....1950, 51
 Martello, Vince.....1983, 84
 Martin, Terry.....1985
 Matchett, Scott.....1981
 Mateer, Craig.....1986, 87
 Mayes, Tharon.....1988, 89, 90
 Menacof, Nick.....1959
 Miles, Blake.....1990
 Miles, Bobby.....1982, 83, 84
 Miller, Ron.....1990, 91
 Mitchell, Derrick.....1988, 89
 Moore, Larry.....1967, 68
 Morison, Bruce.....1965, 66
 Morrison, Ian.....1967
 Murphy, Brian.....1965
 Myers, Derrick.....1991
 Myrick, Maurice.....1982, 83, 84, 85

N

Nemergut, Ron.....1971
 Nettles, Ronald.....1949

O

Oler, James.....1953

P

Parker, William.....1948
 Parks, Bobby.....1978, 79, 80, 81
 Patton, Wayne.....1955
 Pavy, James.....1948
 Peacock, William.....1964, 65
 Pence, Robert.....1950, 51, 52, 53
 Perkins, Zach.....1973, 74, 75, 76
 Petty, Otto.....1971, 72, 73
 Phillip, Raphael.....1982, 83
 Phillips, William.....1966
 Polite, Michael.....1987, 88, 90, 91

R

Reeves, Dale.....1963
 Reid, Andre.....1991, 92
 Reynolds, Carl.....1968, 69
 Richardson, Jimtom.....1952
 Ricketts, Dale.....1963
 Rogers, Peter.....1963, 64
 Rolle, Elvis.....1980, 81
 Ross, David.....1967, 68
 Royals, Reggie.....1971, 72, 73

S

Salters, Jessie.....1991
 Samuel, Greg.....1971, 72
 Schull, Gary.....1964, 65
 Shaffer, David.....1986
 Shaffer, Dean.....1984, 85
 Shirley, Jerry.....1963, 64, 65
 Simmons, James.....1974, 75
 Smalls, Wayne.....1974, 75, 76, 77
 Smith, James.....1976, 77, 78
 Smith, Jerry.....1960, 61
 Speights, David.....1982, 83, 84, 85
 Stewart, Darryle.....1966, 67, 68
 Stitt, Cyril.....1973, 74, 75
 Stolson, Galen.....1966
 Strom, Larry.....1957
 Sura, Bob.....1992
 Swain, Ray.....1961, 62

T

Thomas, Irving.....1989, 90
 Thompson, David.....1976, 77, 78
 Tookes, Pernell.....1979, 80, 81
 Towey, Jim.....1974, 75, 76, 77
 Trammell, Jeffrey.....1976
 Twomey, Fred.....1957

V

Vetica, Dave.....1977

W

Waits, Robert.....1957
 Wallace, Jim.....1964
 Ward, Bob.....1957
 Ward, Charlie.....1991, 92
 Warren, Larry.....1974, 75, 76
 Watson, Ronald.....1982, 83, 84
 Wells, Byron.....1989, 90, 92
 Wernke, Paul.....1953
 Westhafer, Jerry.....1952, 53
 Westhafer, Joe.....1957
 White, David.....1988, 89, 90, 91
 Wiggins, Mitchell.....1982, 83
 Wilkes, Scott.....1982, 83
 William, Tony.....1962, 83, 84
 Williams, Bob.....1957
 Williams, Joseph.....1957
 Williams, Willie.....1969, 70
 Wold, Gary.....1953
 Woodard, Wayne.....1975
 Wright, William.....1972
 Wyman, Jr., Orlando.....1948, 49, 50





Y

Young, Ed.....1980, 81
 Young, Skip.....1969, 70, 71



**Florida State Players
in the NBA Draft**

Year	Player	Round	Team
1962	Dave Fedor	Third	Philadelphia
1966	Gary Schull	Seventh	Cincinnati
1970	Dave Cowens	First	Boston
1970	Willie Williams	Third	Boston
1971	Skip Young	Seventh	Boston
1971	Vernell Elzy	Eighth	Phoenix
1972	Rowland Garrett	Fifth	Boston
1973	Ron King	Fourth	Golden State
1973	Reggie Royals	Fifth	Philadelphia
1974	Bennie Clyde	Fifth	Boston
1974	Lawrence McCray	Sixth	New Orleans
1978	Harry Davis	Second	Cleveland
1978	David Thompson	Fifth	Buffalo
1980	Murray Brown	Fourth	Cleveland
1980	Kris Anderson	Fourth	Milwaukee
1981	Elvis Rolle	First	Los Angeles
1981	Mickey Dillard	Third	Cleveland
1981	Kris Anderson	Fourth	Milwaukee
1983	Mitchell Wiggins	First	Indiana
1984	Tony William	Seventh	Milwaukee
1985	Dean Shaffer	Fifth	Washington
1985	Alton Lee Gipson	Seventh	Sacramento
1986	David Shaffer	Fourth	Portland
1987	Pee Wee Barber	Fourth	Portland
1989	George McCloud	First	Indiana



Free Agents in the NBA

1981	Tony Jackson	L.A. Lakers
1989	Randy Allen	Sacramento Kings
1990-91	Irv Thomas	L.A. Lakers
1992	Tharon Mayes	Philadelphia 76ers
1992	Tony Dawson	Sacramento Kings

With 10 alumni currently playing professional basketball, Florida State has seen its impact on the NBA and other professional leagues rise dramatically over the last few years.


The Seminoles have had four players taken in the first round of the NBA Draft. The last was George McCloud who was a lottery pick in the 1989 NBA Draft. He was the first guard selected when tabbed by the Indiana Pacers with the 7th overall pick. He remains with the Pacers and is expected to start in his fourth year in the league.

Tharon Mayes, who started in the FSU backcourt with McCloud, spent much of the season with the Philadelphia 76ers. Classmate Irv Thomas, who starred at center for FSU in 1989 and 1990, began the season with the Los Angeles Lakers.

The biggest name in FSU basketball history remains that of NBA Hall of Famer Dave Cowens. A star center for the Seminoles, Cowens went on to gain distinction as one of the NBA's all-time greats, playing nine years with the Boston Celtics.

With FSU's Top 10 ranking and the overall success the program has enjoyed in the last several years, more Seminoles appear headed to the NBA than ever before.

FSU Seminoles



'91-92 Seminoles
NCAA Sweet 16 Finalists

Florida State



Sam Cassell

Senior Guard
6-3 • Baltimore, MD

Led the Seminoles in scoring last season, averaging 18.4 points per game ... earned second-team All-ACC honors ... averaged 19.9 points per game against league teams ... averaged 3.8 assists and 4.5 rebounds ... among the top offensive players in the nation ... can also handle the offense at point guard ... won three games on final shot last year.



Doug Edwards

Senior Forward
6-9 • Miami, FL

Earned second-team All-ACC honors as a junior ... rebounding average of 9.0 per game ranked second in the ACC ... averaged 17.1 points per game last season which ranked ninth in the league ... had 80 assists and 41 blocks ... consummate team player who excels at both ends of the court ... twice selected CBS player of the game in the NCAA Tournament.



Chuck Graham

Senior Guard
6-3 • Augusta, GA

Averaged 13 points and 3.5 rebounds per game last season ... played equally well as a starter in 24 games and coming off the bench ... explosive offensive player with long-range jumper ... tremendous vertical leap allows him to shoot over defenses ... already a 1,000-point scorer at FSU.



Byron Wells

Senior Forward
6-10 • Tampa, FL

Came on last season to show coaches his offensive potential ... fine outside shooter with quickness to drive to the bucket ... averaged 2.8 points and 1.8 rebounds last year ... gives FSU another scoring threat from off the bench ... great range on outside jumper ... if intensity continues to improve, could be a strong contributor in 1992-93.



Lorenzo Hands

Senior Guard
6-3 • W. Palm Beach, FL

Redshirted last season after suffering injury in preseason drills ... excellent defender who saw considerable action two years ago against opponents' top offensive threat ... averaged 2.8 points and 1.0 rebounds as a junior ... often saw playing time late in close games in a defensive role.



Rodney Dobard

Senior Forward
6-9 • Delray Beach, FL

Improved offensive game last season was one of the keys to FSU's success ... averaged 11.0 points while leading the Tribe in field goal shooting at 62.5% ... led the Seminoles with 46 blocks last year and is already FSU career leader ... excellent athlete with great vertical leap ... can step in and play center in FSU's three-guard attack.