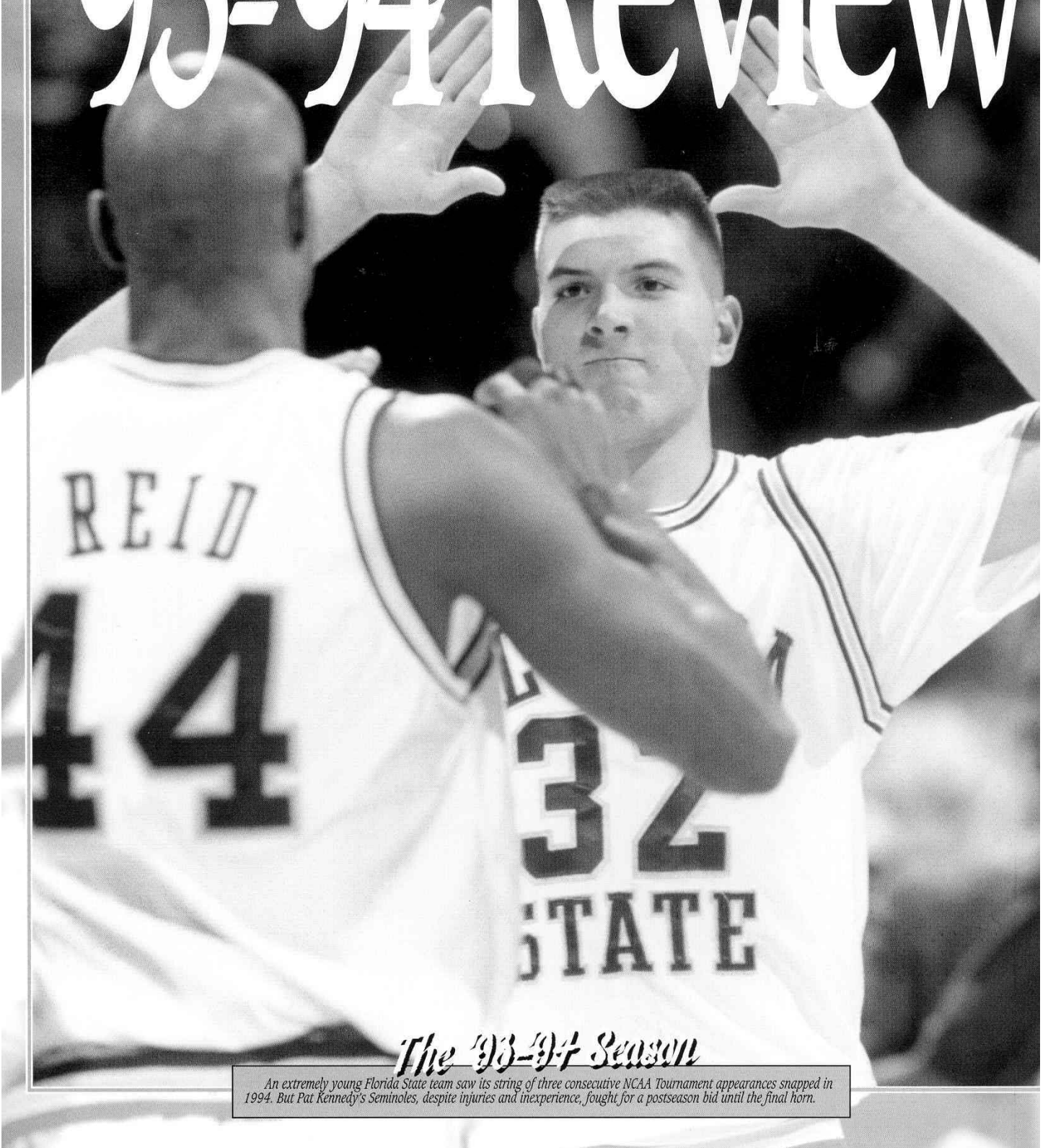



FSU SEMINOLE BASKETBALL 1994-95

'93-'94 Review



The '93-'94 Season

An extremely young Florida State team saw its string of three consecutive NCAA Tournament appearances snapped in 1994. But Pat Kennedy's Seminoles, despite injuries and inexperience, fought for a postseason bid until the final horn.





Three Years Late In Coming:

The Transition Year

In 1993-94, the year of adjustment Pat Kennedy had been waiting for finally came.

FSU SEMINOLE BASKETBALL 1994-95

1993-94 Review

Going in, Pat Kennedy knew his 1993-94 squad would be hard pressed to duplicate the success of the previous season.

After all, the Seminoles had advanced to within a game of the Final Four in 1993 and three starters from that team were lost to graduation, including two first round draft picks (Sam Cassell and Doug Edwards). Another starter – Charlie Ward – was busy winning the Heisman Trophy and leading the football Seminoles to the national title.


So, needless to say, it would be a challenge for Kennedy and his staff to extend its string of consecutive NCAA Tournament

appearances to four. The Seminoles, with but one returning starter on opening day, were expected to start slow, then catch fire with the addition of Chuck Graham and Ward at the point.

Kennedy guarded against a slow start with an admittedly soft schedule designed to build confidence for a young team. His youngsters would need time to get used to playing together, with inexperience all around a group that would hit the floor for its first three games without a senior.


Kennedy also knew the Atlantic Coast Conference would not be forgiving, especially to a team that stood out like his Seminoles had in their first two campaigns, finishing second in the regular season on both occasions.







The Seminoles finished 13-14, but 12 of their 14 losses were to teams that advanced to the NCAA Tournament.



FSU SEMINOLE BASKETBALL 1994-95

1993-94 Review

When Florida State joined the league in 1991, the Seminoles expected a transition period before becoming competitive.

They got one three years down the road.

The league would get its revenge in 1994, holding FSU to but six wins in conference play. In fact, the Seminoles would finish but 13-14 and miss postseason play for just the second time in Kennedy's eight years.

Twelve of the Seminoles 14 losses were to teams that advanced to the NCAA Tournament.

Kennedy said in the preseason that his team would change greatly in January, with the return of Ward and Graham. Without his senior guards Kennedy would have to rely on a power inside game rather than speed and quickness, the trademarks of a Kennedy-coached team.

A preseason injury decimated the guard position even more. Scott Shepherd was slated to start at point guard, but an ankle injury forced him to miss all of November and the first three games, making walk-on Nick Bryant the starter at the point for the opener.

Still, Florida State managed to win seven of its first eight games before its ACC opener at Virginia. The Seminoles opened the season with a 110-59 rout of Florida Atlantic. Bob Sura began his quest for the ACC scoring title with 31 points, the first of an ACC-best five games with 30-plus points. True freshman James Collins burst onto the scene with 20 points and eight rebounds.

Collins would start 10 of the first 11 games, taking over the point guard duties due to Shepherd's injury.

Sura followed his season-opening performance with 24 points in an 80-70 win over Bethune-Cookman four days later, but scored only nine points in a 65-63 loss at South Florida, which dropped the Seminoles to 2-1.

The junior guard would make up for that in a big way a week later, scoring 25 points and grabbing 13 rebounds in a 69-59 win over Florida in Orlando. Derrick Carroll chipped in 17 points, draining three crucial 3-pointers.

But, a promising season ended there for the 6-6 sophomore. Carroll injured his right shoulder in the early minutes of a 90-67 win over Morgan State and was lost for the season. Graham made notice of his return in the win over Morgan State, leading all scorers with 24.

Carroll's loss changed the prospects for Kennedy's young team, forcing Sura to carry the offensive load for

the Seminoles while taking away any hopes of FSU developing an inside offense. Kennedy had hoped the Seminoles would be bigger and stronger than ever, but wound up starting four guards down the stretch.

Sura, despite drawing the opponents' top defender, went on to win the ACC scoring title and became the first Florida State player to earn first-team All-ACC status. He ranked among the leaders in seven statistical categories, finishing second in steals and sixth in assists.

In their first game without Carroll, five Florida State players scored in double-digits in a 108-81 in over Mt. St. Mary's, led by Sura's 20. Sura ripped the nets for 30 in a 94-76 win over UNC-Greensboro and poured in 34 in a 105-87 win over Lafayette, the Seminoles' last tune-up before beginning ACC play.

A 7-1 record looked good, but did little to prepare the Seminoles, minus Carroll and Ward, for the ACC. The Seminoles had not developed an inside-outside game in the pre-ACC schedule, as Andre Reid, Maurice Robinson and Jonathan Kerner showed little consistency.

Help finally came from Ward, who missed the first 11 games and did not return to the lineup until January 16, after the Seminoles had dropped their first three league games: 84-64 at Virginia, 90-66 at home to Wake Forest and 80-74 at Maryland.

But even Ward's return was not enough for a win at N.C. State, where the Seminoles bowed late despite a 23-point effort by Sura, losing 78-70.


Florida State was 0-4 in the ACC before picking up its first win at home against Clemson, 60-57.

Duke and North Carolina followed, and FSU was 1-6 in the ACC with already more league losses pinned on them than in each of the previous two seasons. Duke handed FSU its worst defeat in three years in the ACC, a 106-79 pounding despite a career-high 35-point outing by Sura.

When Andre Reid (above) stayed out of foul trouble, Florida State was a different team. The only veteran inside player on last year's team, the Seminoles were 11-6 when Reid did not foul out.

Senior guard Chuck Graham (below) made a successful return from a knee injury that forced him to miss the 1993 season. Graham was the Seminoles' second leading scorer last year, averaging 11.8 ppg.

True freshman James Collins (opposite page) came on strong late, averaging nearly 17 points over the last four games. Collins was the hero in FSU's home finale, scoring 20 points in a 71-68 win over Georgia Tech.





Sura, despite drawing the opponents' top defender, went on to win the ACC scoring title and became the first Florida State player to earn first-team All-ACC status.

Derrick Carroll (above) knocked down some clutch three-pointers to help Florida State beat Florida 69-59 at the Milk Challenge in Orlando. But Carroll would be lost for the season after suffering a shoulder injury early in the following game with Morgan State.

With Carroll lost for the year, junior Bob Sura (below) would have to shoulder the Florida State offense. Sura was the top scoring and rebounding guard in the conference for the second consecutive year and had five games of 30 or more points, including a career-high 35 at Duke.

Hesman Trophy winner Charlie Ward (text inset) missed the first 11 games before making his return to the hardwood. Just how important was he? Consider that FSU was 0-3 in league play without Ward, who played 34 minutes in his first outing.

Opposite page: There were a lot of high fives handed out when the Seminoles celebrated a monstrous 100-64 win over Virginia.



FSU SEMINOLE BASKETBALL 1994-95

1993-94 Review

Florida State bounced back from a 13-point home loss to North Carolina to win for the third straight year at Georgia Tech. A Super Bowl weekend audience watched in awe as Ward drove the lane, scored, was fouled and converted a three-point play in the final seconds to give the Seminoles a dramatic 74-73 win.

Florida State was starting to show signs of making a run at postseason play.

At a crossroads, a win at Massachusetts could have been the turning point. But, again, the Seminoles lacked the firepower to hold on down the stretch, losing a heartbreaking 62-58 decision.

Florida State played much better in the second half of the ACC season, going 4-4 with two of those losses decided by a mere three points.

The Seminoles opened their second run through the league by drilling Virginia 100-64, FSU's largest margin of victory in an ACC game and the Cavaliers worst league loss since 1968. Sura had 23 points and Ward netted 18 in the historic win.

Close losses to Wake Forest and Maryland followed, making it evident that Florida State's NCAA Tournament hopes would rely on winning the conference tournament.

The Seminoles bounced back with consecutive league wins as Sura scored 31 in a 75-70 win over N.C. State, and got 22 in a 79-71 victory at Clemson.

At 12-10, Florida State ventured out of conference to take on rival Florida in Gainesville. Again, the Seminoles led throughout but couldn't hold on, losing to the Final Four-bound Gators, 72-61.

While some coaches may have packed it in and started looking toward the next season, Kennedy looked for a way to make things happen for his 1994 team.

The Seminoles went to a four-guard offense late in season, hoping to take advantage of their speed and avoid front-line problems. Kennedy effectively debuted the new set at home against Duke, but the second-ranked Blue Devils used a late surge to win 84-72.

The four-guard set would remain for the rest of the season. Its second appearance came at the Smith

Center in Chapel Hill, where the Seminoles nearly spoiled the last home game for four UNC seniors. Charlie Ward's leaning, off-balanced shot with 15 seconds left rimmed out, and Kirk Luchman missed the front end of a 1-and-1 allowing the fourth-ranked Tar Heels to escape with a 78-75 win.

The regular season finale came at home, where 10,485 fans bid adieu to Ward and Graham. The senior night showcase was stolen by a freshman, however, as Collins matched a season-high with 20 points in a 71-68 win over Georgia Tech, the Seminoles sixth straight win over the Jackets. Collins sealed the win with a pair of

free throws with 13 seconds remaining and kept Florida State out of the ACC Tournament's play-in game.


At 13-13, Florida State went into its ACC Tournament contest with fourth-ranked North Carolina knowing it would not only have to beat the Tar Heels, but win three straight games and the league title for a fourth consecutive NCAA Tournament bid. The Seminoles were scrappy in the first half, but, all too familiarly, went six minutes without a point and were outscored 15-5 to close the half.

The season came to an end in an 83-69 ACC quarterfinal loss to UNC as the seventh-seeded Seminoles shot just 28 percent from the field.


Kennedy would say about the season when it ended: "It was like the movie 'Groundhog Day.' The same script kept being played every day I woke up. We would have what we thought was a good plan. We thought we did a great job coaching it and preparing and we would go great and then go bang. We would have five or six turnovers, and then would be fighting from behind. And then we'd make a comeback. And then, when it came time to win it, we'd fall short.

"It seemed like we did a good job of putting ourselves in position to win games, especially down the stretch against UMass, Florida, Duke and Carolina, but we didn't have the manpower to finish it out. We just kept coming up short.

"But our kids never stopped playing hard, and that's something we are truly proud of."



'93-'94 Review



1993-94 STATISTICS

Individual Statistics — All Games

(Overall Record: 13-14; Home 10-4; Away 2-9; Neutral 1-1; Atlantic Coast Conference 6-10)

Player	GP-GS	Min.-Avg.	Field Goals		3-Point		Free Throws		Rebounds		TOT-AVG
			FGM-FGA	FG Pct.	FGM-FGA	FG Pct.	FTM-FTA	FT Pct.	OFF	DEF	
Bob Sura	27-26	932-34.5	202-431	.469	52-164	.317	117-179	.654	79	134	213-7.9
Chuck Graham	24-17	658-27.4	103-247	.417	32-89	.360	44-58	.759	34	50	84-3.5
Derrick Carroll	4-4	92-23.0	18-38	.474	9-22	.409	0-3	.000	1	11	12-3.0
James Collins	27-16	729-27.0	110-270	.407	39-120	.325	39-57	.684	46	58	104-3.9
Charlie Ward	16-16	574-35.9	61-167	.365	21-83	.253	25-40	.625	23	39	62-3.9
Maurice Robinson	26-22	678-26.1	79-156	.506	0-0	.000	35-63	.556	49	106	155-6.0
Andre Reid	27-19	643-23.8	73-156	.468	0-2	.000	41-73	.562	82	85	167-6.2
Kirk Luchman	27-8	495-18.3	59-114	.518	0-0	.000	38-53	.717	42	67	109-4.0
Andre Cooper	7-1	90-12.9	12-30	.400	1-6	.167	4-9	.444	5	6	11-1.6
Scott Shepard	24-2	199-8.3	21-56	.375	11-29	.379	18-21	.857	6	19	25-1.0
Jonathan Kerner	18-2	178-9.9	16-29	.552	0-0	.000	13-21	.619	6	24	30-1.7
Nick Bryant	9-1	82-9.1	2-8	.250	1-3	.333	15-17	.882	1	2	3-0.3
Jay Nasworthy	2-0	4-2.0	2-2	1.000	0-0	.000	0-0	.000	1	0	1-0.5
David Grabuloff	8-0	42-5.3	2-8	.250	0-2	.000	3-4	.750	3	5	8-1.0
Curtis Azama	2-0	7-3.5	0-1	.000	0-0	.000	0-0	.000	0	0	0-0.0
FSU	27	5403	760-1713	.444	166-520	.319	392-598	.656	378	606	1076-39.9
Opponents	27	5403	714-1643	.435	169-468	.361	423-637	.664	382	632	1014-37.6

Team Rebounds: All Games (FSU 92, Opponents 111) Dead Ball Rebounds: All Games (FSU 98, Opponents 113)


Individual Statistics — ACC Games Only

(Overall Record: 6-10; Home 4-4; Away 2-6; Neutral 0-0)

Player	GP/GS	Min./Avg.	Field Goals		3-Point		Free Throws		Rebounds		TOT-AVG
			FGM-FGA	FG Pct.	FGM-FGA	FG Pct.	FTM-FTA	FT Pct.	OFF	DEF	
Sura	16/15	552/34.5	112-249	.450	32-90	.356	64-95	.674	41	69	110-6.9
Graham	16/12	428/26.8	66-169	.391	21-60	.350	23-27	.852	23	31	54-3.4
Ward	13/13	467/35.9	51-134	.381	16-66	.242	19-29	.655	16	26	42-3.2
Collins	16/8	400/25.0	64-156	.410	18-66	.273	21-31	.677	27	30	57-3.6
Robinson	16/12	409/25.6	47-87	.540	0-0	.000	15-26	.577	29	60	89-5.6
Reid	16/9	366/22.9	37-79	.468	0-1	.000	26-43	.605	47	48	93-5.8
Luchman	16/7	293/18.3	30-62	.484	0-0	.000	18-26	.692	22	36	58-3.6
Cooper	4/1	57/14.3	7-21	.333	1-5	.200	1-2	.500	5	3	8-2.0
Bryant	1/0	2/2.0	1-2	.500	1-1	1.000	0-0	.000	0	0	0-0.0
Shepherd	16/2	119/7.4	14-34	.412	8-19	.421	9-10	.900	4	15	19-1.2
Kerner	9/2	101/11.2	6-11	.545	0-0	.000	6-10	.600	5	12	17-1.9
Grabuloff	3/0	6/2.0	0-0	.000	0-0	.000	2-2	1.000	0	2	2-0.7
FSU	16	3200	435-1004	.433	97-308	.315	204-301	.678	219	330	595-37.2
Opponents	16	3200	422-902	.468	104-277	.375	291-418	.696	189	368	557-34.8

Team Rebounds: Atlantic Coast Games (FSU 46, Opponents 57) Dead Ball Rebounds: Atlantic Coast Games (FSU 53, Opponents 68)


'93-'94 Review



1993-94 STATISTICS


AST	STL	BLK	TO	PF-DQ	PT-AVG
121	65	19	112	67-2	573-21.2
28	20	1	45	54-2	282-11.8
4	7	1	5	3-0	45-11.3
62	37	7	62	58-1	298-11.0
78	44	2	42	36-2	168-10.5
11	9	5	46	57-2	193-7.4
13	13	54	37	101-10	187-6.9
14	12	12	35	79-4	156-5.8
8	6	1	9	12-0	29-4.1
19	10	1	17	17-0	71-3.0
6	2	5	9	19-0	45-2.5
7	5	0	8	7-0	20-2.2
0	0	0	1	0-0	4-2.0
6	1	2	3	4-0	7-0.9
0	0	0	0	0-0	0-0.0
377	231	110	431	514	2078-77.0
433	203	111	442	501	2020-74.8

AST	STL	BLK	TO	PF-DQ	PT-AVG
68	36	12	64	45-2	320-20.0
17	14	0	34	32-0	176-11.0
67	35	1	33	28-1	137-10.5
21	19	4	37	38-1	167-10.4
4	3	4	27	34-1	109-6.8
5	7	15	19	60-6	100-6.3
9	7	6	19	51-3	78-4.9
4	4	0	5	7-0	16-4.0
0	0	0	0	0-0	3-3.0
14	3	0	9	12-0	45-2.8
2	1	2	7	15-0	18-2.0
1	0	0	0	0-0	2-0.7
212	129	44	254	322	1171-73.2
274	121	67	244	275	1239-77.4



Rookie James Collins came on strong at the end of the year and was an honorable-mention All-ACC freshman.

'93-'94 Review



1993-94 STATISTICS

Game-By-Game

Date	Opponent	Score	Attendance	FSU High Points	FSU High Rebounds	FSU High Assists	
12/01	FLORIDA ATLANTIC	110-59	6,122	Sura31	Reid12	Bryant5	
12/05	BETHUNE-COOKMAN	80-70	5,068	Sura24	Luchman8	Collins7	
12/11	@ South Florida	63-65	8,975	Carroll17	Sura12	Sura9	
12/18	N Florida	69-59	12,623	Sura25	Sura13	Sura4	
12/20	MORGAN STATE	90-67	5,015	Graham24	Sura12	Collins9	
12/22	MT. ST. MARY'S	108-81	5,671	Sura20	Sura9	Sura8	
12/30	UNC-GREENSBORO	94-76	5,492	Sura30	Sura11	Collins6	
1/02	LAFAYETTE	105-87	3,369	Sura34	Reid10	Sura8	
1/06	@ Virginia	64-84	8,457	Graham14	Sura8	Shepard3	
1/08	WAKE FOREST	66-90	10,102	Reid17	Sura11	Sura9	
1/11	@ Maryland	74-80	14,500	Robinson16	Robinson10	Sura3	
1/16	@ N.C. State	70-78	10,127	Sura23	Sura5	Ward6	
1/19	CLEMSON	60-57	7,111	Sura14	Sura8	Sura5	
1/22	@ Duke	79-106	9,314	Sura35	Luchman8	Sura4	
1/26	NORTH CAROLINA	77-90	10,872	Sura18	Sura7	Sura8	
1/29	@ Georgia Tech	74-73	9,023	Sura22	Robinson8	Ward6	
2/03	@ Massachusetts	58-62	9,493	Graham20	Ward11	Sura5	
2/06	VIRGINIA	100-64	8,066	Sura23	Reid10	Ward5	
2/10	@ Wake Forest	69-77	4,176	Sura25	Reid9	Ward9	
2/12	MARYLAND	66-69	7,885	Sura14	Robinson10	Sura5	
2/16	N.C. STATE	75-70	6,012	Sura31	Robinson11	Sura4	
2/19	@ Clemson	79-71	7,500	Sura22	Sura8	Ward7	
2/21	@ Florida	61-72	12,272	Sura17	Robinson9	Sura3	
2/23	DUKE	72-84	10,645	Sura21	Sura9	Sura6	
2/26	@ North Carolina	75-78	21,572	Graham28	Collins6	Ward7	
3/02	GEORGIA TECH	71-68	10,485	Collins20	Reid8	Sura5	
3/11	N North Carolina	69-83	23,532	Sura24	Luchman9	Ward4	
Total Attendance:	253,479	Average:	9,388	Away Attendance:	115,409	Average:	10,492
Home Attendance:	101,915	Average:	7,280	Neutral Attendance:	36,155	Average:	18,078

1993-94 Honors

James Collins

- ACC Freshman of the Week (February 28)
- All-ACC Freshman (Honorable Mention)

Chuck Graham

- All-Atlantic Coast Conference (Honorable Mention)


Bob Sura

- All-Atlantic Coast Conference Associated Press All-America (Honorable Mention)
- Sporting News All-America (Honorable Mention)
- ACC Player of the Week (February 21)
- USBWA All-District 3-A
- Basketball Weekly All-Southeast Region

Charlie Ward


- All-Atlantic Coast Conference (Honorable Mention)

(First Team unless otherwise noted)



Bob Sura led the Seminoles in 15 statistical categories and was the first FSU player to be named first-team All-ACC in 1994

'93-'94 Review



1993-94 STATISTICS

Game-By-Game Team Statistics

	FG-FGA	PCT.	FT-FTA	PCT.	REB	PF-DQ	PTS.	AST	TO	BLK	STL
FSU	32-65	.492	39-44	.886	49	19-0	110	13	12	7	5
Florida Atlantic	22-68	.324	11-17	.647	37	27-2	59	7	19	1	6
FSU	30-63	.476	17-31	.548	44	10-0	80	17	16	12	12
Bethune-Cookman	26-77	.338	9-12	.750	50	25-2	70	13	19	1	8
FSU	26-61	.426	4-13	.308	41	21-2	63	14	20	2	11
South Florida	25-62	.403	12-21	.571	43	16-0	65	13	15	7	7
FSU	24-59	.407	14-28	.500	45	19-0	69	14	14	5	7
Florida	19-66	.287	14-25	.560	48	24-1	59	11	23	5	9
FSU	31-69	.449	21-40	.525	53	11-0	90	17	20	4	11
Morgan State	30-84	.357	3-8	.375	52	26-2	67	13	23	4	11
FSU	41-63	.650	21-33	.636	43	12-0	108	23	19	6	10
Mt. St. Mary's	31-77	.402	7-10	.700	31	20-1	81	16	20	0	11
FSU	37-74	.500	15-22	.682	48	18-2	94	15	18	13	16
UNC-Greensboro	26-71	.366	15-26	.577	44	18-1	76	18	21	3	11
FSU	40-66	.606	18-27	.667	39	17-1	105	19	12	5	4
Lafayette	34-63	.540	10-15	.667	25	22-1	87	20	12	1	2
FSU	23-59	.390	14-21	.667	42	25-2	64	7	18	3	1
Virginia	28-60	.467	21-30	.700	34	20-0	84	21	7	3	10
FSU	23-54	.426	18-30	.600	33	22-2	66	12	20	3	5
Wake Forest	29-53	.547	23-30	.767	28	21-0	90	14	13	6	8
FSU	26-67	.388	16-17	.941	38	23-2	74	12	22	3	10
Maryland	29-61	.475	20-29	.690	42	17-1	80	18	20	7	8
FSU	25-55	.436	15-22	.681	28	24-0	78	15	19	1	10
N.C. State	27-54	.500	19-27	.704	37	24-0	70	20	19	2	8
FSU	22-63	.349	9-13	.692	40	17-0	60	9	16	1	10
Clemson	19-49	.388	15-21	.714	33	17-0	57	11	20	5	5
FSU	32-74	.432	10-14	.714	40	24-2	79	14	18	1	6
Duke	39-68	.574	21-32	.656	38	15-0	106	26	12	7	9
FSU	28-64	.438	13-23	.565	32	23-0	77	16	13	4	8
North Carolina	29-53	.547	22-32	.688	36	17-0	90	22	17	5	7
FSU	30-60	.500	8-12	.667	35	12-0	74	18	20	1	13
Georgia Tech	25-58	.448	12-18	.667	30	13-0	73	21	18	2	9
FSU	23-56	.411	7-14	.500	41	18-1	58	14	19	3	6
Massachusetts	25-57	.439	9-23	.391	36	15-0	62	13	13	7	5
FSU (2)	34-66	.515	24-32	.750	47	24-0	100	18	13	3	14
Virginia (2)	16-49	.327	30-37	.811	27	24-1	64	4	20	1	5
FSU (2)	26-62	.419	5-10	.500	36	23-1	69	13	10	2	3
Wake Forest (2)	24-51	.471	15-22	.682	33	11-0	77	16	9	8	6
FSU (2)	25-58	.431	15-26	.577	38	23-3	66	11	23	7	11
Maryland (2)	21-57	.368	25-31	.806	41	22-0	69	11	23	6	11
FSU (2)	29-59	.492	15-25	.600	38	12-0	75	10	9	4	6
N.C. State (2)	24-57	.421	13-18	.722	32	21-0	70	12	9	5	4
FSU (2)	28-60	.467	17-23	.739	37	15-0	79	16	14	1	10
Clemson (2)	26-62	.419	10-17	.588	36	15-0	71	21	16	3	9
FSU (2)	20-58	.345	13-19	.684	38	19-1	61	9	17	4	11
Florida (2)	27-60	.450	15-19	.789	39	16-0	72	20	16	5	8
FSU (2)	31-68	.456	4-7	.571	40	22-1	72	14	12	5	4
Duke (2)	26-58	.448	26-37	.703	36	13-0	84	16	8	2	6
FSU (2)	28-71	.394	8-11	.727	31	20-1	75	15	13	1	10
North Carolina (2)	32-49	.653	12-27	.444	37	12-0	78	27	17	3	7
FSU (2)	26-64	.406	13-15	.867	40	12-0	71	12	16	4	8
Georgia Tech (2)	27-63	.429	7-10	.700	37	13-0	68	14	16	4	8
FSU (3)	21-75	.280	19-26	.731	40	29-3	69	10	10	5	9
North Carolina (3)	27-56	.482	27-43	.628	52	17-0	83	15	17	10	4

'93-'94 Review



1993-94 STATISTICS


Game-By-Game Individual Points - Rebounds

Date	Opponent	Score	Attend	Azama	Bryant	Carroll	Collins	Cooper	Grabuloff	Graham	Kerner	Luchman	Nasworthy	Reid	Robinson	Shepherd	Sura	Ward
12/1	FLORIDA ATLANTIC	110-59	6,122	0-0	13-2	8-3	20-8	8-0	3-1		5-3	6-3	2-0	17-12	5-9		31-9	
12/5	BETHUNE-COOKMAN	80-70	5,068		0-1	17-3	15-4	1-1	0-2		2-3	13-8	2-1	8-7	9-4		24-7	
12/11	@ South Florida	63-65	8,975		0-0	17-5	10-1	4-2			0-0	7-4		4-6	12-12		9-12	
12/18	N Florida	69-59	12,623		0-0	3-1	10-2			3-3	0-0	0-1		4-2	10-8	0-0	25-13	
12/20	MORGAN STATE	90-67	5,015		2-0		9-8			24-5	3-0	11-6		4-9	8-4	5-0	21-12	
12/22	MT. ST. MARY'S	108-81	5,671	0-0	2-0		14-4		2-3	16-5	8-2	8-9		16-6	14-1	6-3	20-9	
12/30	UNC-GREENSBORO	94-76	5,492		0-0		10-5		0-0	15-8	0-2	12-5		16-8	8-5	3-0	30-11	
1/2	LAFAYETTE	105-87	3,369				17-6		0-0	5-1	9-2	10-1		6-10	12-7	12-1	34-6	
1/6	@ Virginia	64-84	8,457				10-5		2-2	14-4	3-2	2-4		7-4	9-8	8-3	9-8	
1/8	WAKE FOREST	66-90	10,102				9-2			7-1		8-3		17-5	10-6	2-2	13-11	
1/11	@ Maryland	74-80	14,500				12-2	7-3		7-4	0-1	5-3		6-7	16-10	8-1	13-4	
1/16	@ N.C. State	70-78	10,127				15-4	5-1		0-1	7-4	4-4		2-2	7-5	2-0	23-5	5-2
1/19	CLEMSON	60-57	7,111				2-1	4-4		13-2	0-3	2-5		7-8	6-5	2-0	14-8	10-1
1/22	@ Duke	79-106	9,314				9-2	0-0		0-2	3-4	10-8		6-7	10-3	0-2	35-4	6-3
1/26	NORTH CAROLINA	77-90	10,872				14-6			10-3	3-1	8-5		2-2	8-4	0-1	18-7	14-2
1/29	@ Georgia Tech	74-73	9,023				13-1			12-3	0-1	7-4		4-4	5-8	0-1	22-7	11-4
2/3	@ Massachusetts	58-62	9,493				0-1			20-3	0-1	2-2		4-3	4-7	0-1	18-9	10-11
2/6	VIRGINIA	100-64	8,066		3-0		13-3		0-0	9-3	2-0	10-3		7-10	4-7	11-6	23-8	18-4
2/10	@ Wake Forest	69-77	4,176				0-1			23-5	2-0	6-6		3-9	6-4	3-0	25-4	3-2
2/12	MARYLAND	66-69	7,885				6-4			10-3	0-1	7-4		9-6	6-10	0-0	14-6	14-3
2/16	N.C. STATE	75-70	6,012				4-3		0-0	6-2		2-2		10-7	14-11	1-1	31-9	7-2
2/19	@ Clemson	79-71	7,500				8-6			17-5		3-1		6-6	4-5	2-1	22-8	17-1
2/21	@ Florida	61-72	12,272				11-3			12-1		2-3		6-4	2-9	0-0	17-7	11-5
2/23	DUKE	72-84	10,645				17-5			4-6		4-1		4-8	0-0	3-0	21-9	19-6
2/26	@ North Carolina	75-78	21,572				15-6			28-4		0-4		0-3	0-0	3-1	20-5	9-5
3/2	GEORGIA TECH	71-68	10,485				20-6			16-6		0-1		10-8	4-3	0-0	17-7	4-7
3/11	N North Carolina	69-83	23,532		0-0		15-5			11-4		7-9		2-7	0-1	0-1	24-8	10-4
Total Points:				0	20	45	298	29	7	282	45	156	4	187	193	71	573	168
Total Rebounds:				0	3	12	104	11	8	84	30	109	1	167	155	25	213	62

Season Superlatives

- 30-Point Games:** Sura - 5 (31 vs. Florida Atlantic, 30 vs. UNC-Greensboro, 34 vs. Lafayette, 35 @ Duke, 31 vs. N.C. State)
- 20-Point Games:** Sura - 11 (Last vs. North Carolina @ ACC, 24 points)
Graham - 2 (24 vs. Morgan State, 23 @ Wake Forest)
Collins - 2 (20 vs. Florida Atlantic, 20 vs. Georgia Tech)
- 10-Rebound Games:** Sura - 5 (12 vs. South Florida, 12 vs. Morgan St., 13 vs. Florida, 11 vs. UNC-Greensboro, 11 vs. Wake Forest)
Robinson - 4 (12 vs. South Florida, 10 @ Maryland, 10 vs. Maryland, 11 vs. N.C. State)
Reid - 3 (12 vs. Florida Atlantic, 10 vs. Lafayette, 10 vs. Virginia)
Ward - 1 (11 @ Massachusetts)
- Games as Leading Scorer:** Sura - 19 (Last: 24 vs. North Carolina @ ACC) Graham - 4 (Last: 28 @ North Carolina)
Carroll - 1 (17 vs. South Florida) Reid - 1 (17 vs. Wake Forest)
Robinson - 1 (16 @ Maryland) Ward - 1 (Tied with Sura vs. Maryland)
Collins - 1 (20 vs. Georgia Tech)
- Games as Leading Rebounder:** Sura - 11 (Last: 9 vs. Duke) Robinson - 8 (Last: 9 @ Florida)
Reid - 6 (Last: 8 vs. Georgia Tech) Luchman - 3 (Last: 9 vs. North Carolina @ ACC)
Ward - 1 (11 @ Massachusetts) Collins - 1 (6 @ North Carolina)

'93-'94 Review



1993-94 STATISTICS

Team Highs & Lows - Season

Category	Florida State	Opponent	Category	Florida State	Opponent
Points 1st Half	High 63 vs. Lafayette	58 by Duke	Free Throws Attempted	High 44 vs. Florida Atlantic	43 by North Carolina
	Low 25 vs. Georgia Tech	22 by Clemson		Low 7 vs. Duke	8 by Morgan State
Points 2nd Half	High 62 vs. Florida Atlantic	56 by Wake Forest	Free Throw Percentage	High .941 vs. Maryland	.811 by Virginia
	Low 22 vs. Massachusetts	25 by Florida Atlantic		Low .308 vs. South Florida	.375 by Morgan State
Total Points	High 110 vs. Florida Atlantic	106 by Duke	Offensive Rebounds	High 23 vs. North Carolina	25 by Florida
	Low 58 vs. Massachusetts	57 by Clemson		Low 11 vs. Bethune-Cookman	4 by Lafayette
Field Goals Made	High 41 vs. Mt. St. Mary's	39 by Duke	Defensive Rebounds	High 33 vs. Florida Atlantic	32 by North Carolina
	Low 20 vs. Florida	16 by Virginia		Low 17 vs. N.C. State	11 by Mt. St. Mary's
Field Goals Attempted	High 75 vs. North Carolina	84 by Morgan State	Total Rebounds	High 53 vs. Morgan State	52 by Morgan State
	Low 54 vs. Wake Forest	49 by Clemson		Low 28 vs. N.C. State	25 by Lafayette
Field Goal Percentage	High .651 vs. Mt. St. Mary's	.653 by North Carolina	Assists	High 23 vs. Mt. St. Mary's	27 by North Carolina
	Low .280 vs. North Carolina	.288 by Florida		Low 7 vs. Virginia	4 by Virginia
3-Pt. Field Goals Made	High 12 vs. Wake Forest	14 by Wake Forest	Blocked Shots	High 13 vs. UNC-Greensboro	10 by North Carolina
	Low 1 vs. Maryland	2 by Maryland		Low 1 vs. N.C. State	0 by Mt. St. Mary's
3-Pt. Field Goals Attempted	High 32 vs. North Carolina	28 by Mt. St. Mary's	Steals	High 16 vs. UNC-Greensboro	11 by Morgan State
	Low 11 vs. Mt. St. Mary's	8 by South Florida		Low 1 vs. Virginia	2 by Lafayette
3-Pt. Field Goal Percentage	High .500 vs. Wake Forest	.818 by Wake Forest	Turnovers	High 23 vs. Maryland	23 by Florida
	Low .067 vs. Maryland	.095 by Virginia		Low 9 vs. N.C. State	7 by Virginia
Free Throws Made	High 39 vs. Florida Atlantic	30 by Virginia	Personal Fouls	High 29 vs. North Carolina	27 by Florida Atlantic
	Low 4 vs. South Florida	3 by Morgan State		Low 10 vs. Bethune-Cookman	11 by Wake Forest

Individual Highs - Season & Career

Name	Season	Career
Nick Bryant	13 points vs. Florida Atlantic 2 rebounds vs. Florida Atlantic	First Year
Derrick Carroll	17 points vs. South Florida 3 rebounds vs. Bethune-Cookman	20 points vs. Temple (92-93) 8 rebounds vs. South Florida (92-93)
James Collins	20 points vs. Florida Atlantic & Georgia Tech 8 rebounds vs. Florida Atlantic & Morgan State 9 assists vs. Morgan State	Freshman
Andre Cooper	8 points vs. Florida Atlantic 4 rebounds vs. Clemson 3 assists vs Bethune Cookman & @ Maryland	Freshman
David Grabuloff	3 points vs. Florida Atlantic 3 rebounds vs. Mt. St. Mary's	Freshman
Chuck Graham	28 points @ North Carolina 8 rebounds vs UNC-Greensboro	33 vs. Jacksonville (91-92) 9 vs. Southern @ UNC (91-92)
Jonathan Kerner	9 points vs. Lafayette 4 rebounds @ North Carolina, @ Duke	9 points vs. Lafayette (93-94) 5 rebounds vs. Maryland-Baltimore Co. (92-93)
Kirk Luchman	13 points vs. Bethune Cookman 9 rebounds vs. Mt. St. Mary's, vs. North Carolina @ ACC	Freshman
Andre Reid	17 points vs. Florida Atlantic, vs. Wake Forest 12 rebounds vs. Florida Atlantic 9 blocks vs. Bethune-Cookman	17 points vs. Florida Atlantic (93-94) 12 rebounds vs. Florida Atlantic (93-94) 9 blocks vs. Bethune-Cookman (93-94)
Maurice Robinson	16 points vs. Maryland 12 rebounds @ South Florida	18 points @ N.C. State (92-93) 12 rebounds @ South Florida (93-94)
Scott Shepherd	12 points vs. Lafayette 6 rebounds vs. Virginia	12 points vs. Lafayette (93-94) 6 rebounds vs. Virginia (93-94)
Bob Sura	35 points @ Duke 13 rebounds vs. Florida 9 assists @ South Florida, Wake Forest	35 points @ Duke (93-94) 14 rebounds vs. Temple (92-93) 9 assists @ South Florida, Wake Forest (93-94)
Charlie Ward	19 points vs. Duke 11 rebounds @ Massachusetts 9 assists @ Wake Forest	19 @ Clemson (92-93), vs. Duke (93-94) 11 rebounds @ Massachusetts (93-94) 12 assists vs. South Mississippi (90-91)

'93-'94 Review

1993-94 BOX SCORES



FSU Florida Atlantic 110 59 Game 1 December 1, 1993 Tallahassee, Florida

FSU Name	MP	FG M-A	FT M-A	REB A	TO	BS	S	TP
Sura	32	8-16	11-12	9 0	3	0	1	31
Robinson	22	2-5	1-2	0 0	2	0	0	5
Reid	27	6-10	5-8	12 1	1	6	1	13
Bryant	31	1-2	11-11	2 5	0	0	2	13
Collins	30	8-11	5-5	8 4	3	0	0	20
Azama	4	0-1	0-0	0 0	0	0	0	0
Nasworthy	2	1-1	0-0	0 0	0	0	0	2
Luchman	16	0-6	0-0	3 2	0	0	0	6
Grabuloff	13	1-2	1-2	1 1	0	0	0	3
Kerner	13	1-3	3-4	3 2	0	1	0	5
Cooper	8	3-5	2-2	0 0	1	0	1	8
Totals	200	32-65	39-44	49 13	12	7	5	110

3-Point Field Goals:
 FSU: Sura 4-9, Collins 3-5, Cooper 0-1
 Florida Atlantic: Jemerson 1-1, Ritter 2-7, Flowers 0-1, Harvey 0-1, McGinty 0-2, Buchanan 0-1, Brown 1-1

FSU Florida 69 59 Game 4 December 18, 1993 Orlando, Florida

FSU Name	MP	FG M-A	FT M-A	REB A	TO	BS	S	TP
Carroll	30	7-13	0-2	5 2	2	0	1	17
Robinson	36	3-5	4-4	8 3	2	0	0	10
Reid	26	2-6	0-0	2 1	1	2	2	4
Sura	39	8-20	7-16	13 4	5	1	3	25
Collins	35	4-11	0-0	2 3	3	0	1	10
Graham	11	0-3	3-6	3 0	0	0	0	3
Bryant	3	0-0	0-0	0 0	0	0	0	0
Luchman	14	0-0	0-0	1 1	2	0	0	0
Kerner	4	0-0	0-0	0 0	0	0	0	0
Shepherd	2	0-1	0-0	0 0	0	0	0	0
Totals	200	24-59	14-28	45 14	14	5	7	69

3-Point Field Goals:
 FSU: Carroll 3-6, Sura 2-9, Collins 2-4
 Florida: Mickens 1-2, Brown 3-11, Cross 1-5, Thompson 1-2, Williams 1-2, Kusma 0-3

Florida Name	MP	FG M-A	FT M-A	REB A	TO	BS	S	TP
Mickens	13	1-5	0-2	4 1	1	0	0	3
DeClercq	22	0-5	3-4	11 1	5	2	1	3
Hill	26	7-10	0-1	5 0	3	0	1	14
Brown	34	4-17	3-4	4 5	1	0	2	14
Cross	35	3-9	3-4	2 3	3	0	2	10
Thompson	20	1-8	2-6	7 0	3	1	1	5
Anderson	14	0-3	1-2	0 1	4	0	2	1
Williams	5	1-2	0-0	1 0	1	0	0	3
Kusma	23	1-5	2-2	3 0	1	1	0	4
Griffiths	1	0-1	0-0	1 0	0	0	0	0
Dyrkolbotn	7	1-1	0-0	0 0	1	1	0	0
Totals	200	19-66	14-25	48 11	23	5	9	59

3-Point Field Goals:
 FSU: 31 38 69
 Florida: 30 29 59
 Attendance: 12,623

FSU Bethune-Cookman 80 70 Game 2 December 5, 1993 Tallahassee, Florida

FSU Name	MP	FG M-A	FT M-A	REB A	TO	BS	S	TP
Carroll	20	4-5	0-0	3 0	2	0	3	8
Robinson	20	4-6	1-5	4 0	2	0	0	9
Reid	32	8-10	2-4	7 1	1	9	1	8
Sura	34	7-15	9-11	7 2	3	1	0	24
Collins	30	5-14	3-5	4 7	2	1	3	15
Cooper	7	0-1	1-3	1 3	0	0	1	1
Bryant	24	0-1	0-0	1 3	0	0	2	0
Luchman	20	6-7	1-3	8 1	2	0	1	13
Grabuloff	6	0-2	0-0	2 1	1	1	0	0
Kerner	8	1-2	0-0	3 1	0	0	1	2
Totals	200	30-63	17-31	44 17	16	12	12	80

3-Point Field Goals:
 FSU: Carroll 0-1, Reid 0-1, Sura 1-7, Collins 2-7, Bryant 0-1, Grabuloff 0-1
 Bethune-Cookman: Logan 2-5, Leonard 0-1, Wilcox 5-7, Parrish 0-5, Strong 1-4, Grant 1-2

BCC Name	MP	FG M-A	FT M-A	REB A	TO	BS	S	TP
Logan	28	3-12	1-2	6 2	4	0	2	9
Leonard	23	1-9	1-2	6 3	3	0	2	3
White	20	3-9	0-0	8 1	2	1	0	6
Wilcox	24	6-8	0-0	4 0	3	0	2	17
Smith	6	0-2	0-0	2 0	1	0	0	0
Parrish	19	2-12	2-2	6 3	2	0	1	6
Strong	22	1-7	2-2	1 2	1	0	0	5
Wyatt	4	1-1	0-0	0 0	0	0	1	2
Grant	14	2-4	2-2	4 2	1	0	0	7
Young	17	2-3	0-0	1 0	0	0	0	4
Hines	6	2-4	0-0	2 0	0	0	0	4
Robinson	17	3-6	1-2	5 0	2	0	0	7
Totals	200	26-77	9-12	50 13	19	1	8	70

3-Point Field Goals:
 FSU: 41 39 80
 Florida Atlantic: 39 31 70
 Attendance: 5,068

FSU South Florida 63 65 Game 3 December 11, 1993 Tampa, Florida

FSU Name	MP	FG M-A	FT M-A	REB A	TO	BS	S	TP
Carroll	37	6-18	0-1	3 2	1	1	3	17
Robinson	36	6-11	0-0	12 0	2	0	2	12
Reid	13	2-3	0-0	6 0	4	0	1	4
Sura	39	3-10	3-8	12 9	6	0	3	9
Collins	26	4-11	0-1	1 4	0	1	1	10
Cooper	18	2-3	0-2	2 1	3	1	0	4
Bryant	1	0-0	0-0	0 0	0	0	0	0
Luchman	21	3-4	1-2	4 1	0	0	1	7
Kerner	9	0-1	0-0	0 0	0	0	0	0
Totals	200	26-61	4-13	41 14	20	2	11	63

3-Point Field Goals:
 FSU: Carroll 5-13, Sura 0-4, Collins 2-5
 South Florida: Robinson 1-1, Atkins 2-6, Hyatt 0-1

South Florida Name	MP	FG M-A	FT M-A	REB A	TO	BS	S	TP
Sellers	31	3-6	1-2	11 2	1	2	3	7
Robinson	39	4-15	3-4	9 2	2	2	5	12
Ruth	35	2-6	1-4	5 1	4	0	2	5
Summers	16	2-6	1-2	1 0	0	0	1	5
Atkins	30	7-13	2-2	4 5	8	0	0	18
DeLancy	4	0-1	1-2	0 0	0	0	0	1
Kinslow	1	0-0	0-0	0 0	0	0	0	0
Polk	10	3-6	0-0	1 1	2	0	0	6
Hyatt	21	3-7	1-1	8 1	0	0	1	7
Jackson	13	1-2	2-4	0 1	0	0	0	4
Totals	200	25-62	12-21	43 13	15	7	7	65

3-Point Field Goals:
 FSU: 30 33 63
 South Florida: 29 36 65
 Attendance: 8,975

A promising season took a downward turn when Derrick Carroll, shown here on a break-away layup in the 1993 Southeast Regional Final, was lost for the year in the Morgan State game. Carroll's clutch three-point shooting helped the Seminoles to a 69-59 win over Florida in December.



FSU Morgan State 90 67 Game 5 December 20, 1993 Tallahassee, Florida

FSU Name	MP	FG M-A	FT M-A	REB A	TO	BS	S	TP
Carroll	5	1-2	0-0	1 0	0	0	0	3
Robinson	27	3-6	2-5	4 0	0	0	1	8
Reid	29	1-6	2-7	9 0	4	0	0	4
Sura	33	7-15	5-9	12 7	8	1	3	21
Collins	36	3-13	2-6	8 9	2	0	4	9
Graham	30	9-16	4-6	5 1	0	0	2	24
Shepherd	11	1-3	2-2	0 0	3	0	0	5
Bryant	4	0-0	2-2	0 0	0	0	1	2
Luchman	19	0-7	1-1	6 0	2	2	0	11
Kerner	6	1-1	1-2	0 0	1	0	0	3
Totals	200	31-68	21-40	53 17	20	4	11	90

3-Point Field Goals:
 FSU: Carroll 1-2, Sura 2-5, Collins 1-5, Graham 2-4, Shepherd 1-2
 Morgan State: Battle 1-4, McCarthy 0-1, Zealous 1-5, Langston 2-4, Sellers 0-1, Hunter 0-2

Morgan State Name	MP	FG M-A	FT M-A	REB A	TO	BS	S	TP
Jordan	32	5-13	1-2	11 0	4	3	1	11
Battle	22	2-10	0-0	4 1	1	0	0	5
McCarthy	25	1-8	0-0	10 0	2	0	1	2
Zealous	17	3-8	0-0	0 0	4	0	3	7
Langston	35	8-17	2-4	8 10	4	0	4	20
Sellers	16	2-7	0-0	2 1	1	0	0	4
Deas	23	6-12	0-0	3 0	3	0	1	12
Hunter	21	3-9	0-2	6 1	4	1	1	6
Crawley	9	0-0	0-0	0 0	0	0	0	0
Totals	200	30-84	3-8	52 13	23	4	11	67

3-Point Field Goals:
 FSU: 39 51 90
 Morgan State: 29 38 67
 Attendance: 5,015

'93-'94 Review



1993-94 BOX SCORES

FSU **108**
Mount St. Mary's **81**
Game 6
December 22, 1993
Tallahassee, Florida

FSU Name	MP	FG M-A	FT M-A	REB A	TO	BS	S	TP	
Graham	32	6-9	2-4	5	4	2	0	2	16
Robinson	20	5-6	4-7	1	1	3	1	2	14
Reid	26	6-7	4-6	6	0	2	3	0	16
Sura	29	9-12	0-1	9	8	2	0	3	20
Collins	32	6-10	1-2	4	5	1	0	0	14
Shepherd	13	1-5	4-4	3	2	2	0	1	6
Bryant	10	0-1	2-4	0	1	3	0	0	2
Azama	3	0-0	0-0	0	0	0	0	0	0
Nasworthy	2	1-1	0-0	1	0	1	0	0	2
Luchman	12	2-3	4-4	9	0	2	1	1	6
Grabuloff	12	1-3	0-0	3	2	1	1	1	2
Kerner	9	4-6	0-1	2	0	0	0	0	8
Totals	200	41-63	21-33	43	23	19	6	10	108

3-Point Field Goals:
FSU: Graham 2-3, Sura 2-4, Collins 1-3, Shepherd 0-1
Mount St. Mary's: McGuthrie 2-8, Inge 5-9, Cheung 2-3, Galvin 1-3, John 2-4, Meakin 0-1

FSU **64**
Virginia **84**
Game 9
January 6, 1994
Charlottesville, Virginia

FSU Name	MP	FG M-A	FT M-A	REB A	TO	BS	S	TP	
Sura	31	3-10	3-5	8	2	7	0	0	9
Robinson	30	3-6	3-6	8	0	1	1	0	9
Reid	20	2-5	3-4	4	0	0	1	0	7
Graham	36	6-14	0-0	4	1	3	0	1	14
Collins	35	5-14	0-0	5	1	1	1	0	10
Luchman	14	1-3	0-0	4	0	3	0	0	2
Kerner	13	0-0	3-4	2	0	1	0	0	3
Shepherd	18	3-7	0-0	3	3	2	0	0	8
Grabuloff	3	0-0	2-2	2	0	0	0	0	2
Totals	200	23-59	14-21	42	7	18	3	1	64

3-Point Field Goals:
FSU: Sura 0-3, Graham 2-6, Collins 0-7, Shepherd 2-4
Virginia: Williford 4-6, Parker 1-1, Deane 2-4, Robinson 0-1, Havlicek 0-1

FSU **94**
UNC-Greensboro **76**
Game 7
December 30, 1993
Tallahassee, Florida

FSU Name	MP	FG M-A	FT M-A	REB A	TO	BS	S	TP	
Sura	37	12-23	4-5	11	4	7	3	7	30
Robinson	18	3-6	2-3	5	0	0	0	0	8
Reid	29	8-12	0-1	8	1	1	8	0	16
Graham	33	5-9	4-5	8	3	1	0	1	15
Collins	34	4-11	0-0	5	6	4	1	6	10
Shepherd	6	1-3	1-2	1	0	1	0	1	3
Bryant	5	0-1	0-0	0	0	2	0	0	0
Luchman	22	4-7	4-5	5	1	1	0	1	12
Grabuloff	5	0-1	0-0	0	0	1	0	0	0
Kerner	11	0-1	0-1	2	0	0	1	0	0
Totals	200	37-74	15-22	48	15	18	13	16	94

3-Point Field Goals:
FSU: Sura 2-8, Graham 1-3, Collins 2-7, Shepherd 0-1, Bryant 0-1, Grabuloff 0-1
UNC-Greensboro: Woolard 1-5, Hartzell 7-9, Williams 0-3, Clemons 1-4, Davis 0-1

FSU **66**
Wake Forest **90**
Game 10
January 8, 1994
Tallahassee, Florida

FSU Name	MP	FG M-A	FT M-A	REB A	TO	BS	S	TP	
Sura	36	5-20	3-10	11	9	7	0	1	13
Robinson	32	4-5	2-4	6	0	2	1	0	10
Reid	34	5-9	7-10	5	0	2	2	0	17
Graham	36	3-9	0-0	1	3	2	0	2	7
Collins	29	4-8	0-0	2	0	4	0	0	9
Shepherd	19	1-2	0-0	2	0	1	0	2	2
Luchman	14	1-1	6-6	3	0	2	0	0	8
Totals	200	23-54	18-30	33	12	20	3	5	66

3-Point Field Goals:
FSU: Sura 0-5, Graham 1-5, Collins 1-2
Wake Forest: Childress 5-5, Blucas 2-2, Canty 0-1, LaRue 2-2, Fitzgibbons 0-1

FSU **105**
Lafayette **87**
Game 8
January 2, 1994
Tallahassee, Florida


FSU Name	MP	FG M-A	FT M-A	REB A	TO	BS	S	TP	
Sura	32	15-21	2-5	6	8	3	1	1	34
Robinson	22	4-10	4-5	7	0	4	0	0	12
Reid	25	3-5	0-2	10	2	0	2	0	6
Graham	30	2-7	0-0	1	1	0	1	1	5
Collins	37	6-11	3-4	6	3	3	1	1	17
Shepherd	20	4-5	2-2	1	2	1	0	1	12
Luchman	18	3-3	4-6	1	1	1	0	0	10
Grabuloff	1	0-0	0-0	1	1	0	0	0	0
Kerner	15	3-4	3-3	2	1	0	0	0	9
Totals	200	40-66	18-27	39	19	12	5	4	105

3-Point Field Goals:
FSU: Sura 2-5, Graham 1-3, Collins 2-5, Shepherd 2-3
Lafayette: Marshall 3-6, Norton 3-7, Kowaola 2-2, Brazzo 0-3, Bennett 1-1

FSU **74**
Maryland **80**
Game 11
January 11, 1994
College Park, Maryland


FSU Name	MP	FG M-A	FT M-A	REB A	TO	BS	S	TP	
Sura	27	4-12	4-4	4	3	4	0	3	13
Robinson	37	6-8	4-5	10	0	2	0	0	16
Reid	24	2-7	2-2	7	1	3	0	0	6
Shepherd	22	3-9	0-0	1	1	1	0	0	8
Collins	31	5-14	0-0	2	3	4	1	3	12
Luchman	16	2-3	1-1	3	0	2	1	0	5
Graham	20	1-7	5-5	4	1	5	0	1	7
Cooper	20	3-7	0-0	3	3	1	0	3	7
Kerner	3	0-0	0-0	1	0	0	1	0	0
Totals	200	26-67	16-17	38	12	22	3	10	74

3-Point Field Goals:
FSU: Sura 1-3, Shepherd 2-6, Collins 2-7, Graham 0-2, Cooper 1-2
Maryland: Hipp 2-4, Booth 0-1, Simpkins 0-2, Rhodes 0-4, Bosnic 0-1



Bob Sura had five games of 30 or more points including back-to-back games against UNC-Greensboro and Lafayette. Sura scored a career-high 35 points at Duke.

'93-'94 Review



1993-94 BOX SCORES

FSU Virginia 100 64 **Game 18**
February 6, 1994
Tallahassee, Florida

FSU Name	MP	FG M-A	FT M-A	REB	A	TO	BS	S	TP
Sura	30	7-14	6-6	8	2	3	2	4	23
Robinson	31	2-5	0-0	7	2	0	0	0	4
Luchman	20	4-5	2-2	3	1	0	0	2	10
Graham	28	4-8	1-2	3	1	2	0	6	9
Ward	32	6-15	4-6	4	5	2	0	1	18
Shepherd	11	2-4	6-6	6	2	2	0	0	11
Byrant	2	1-2	0-0	0	0	0	0	0	3
Collins	18	5-6	2-4	3	4	1	0	1	13
Reid	22	2-6	3-6	10	0	2	1	0	7
Grabuloff	2	0-0	0-0	1	0	0	0	0	0
Kerner	4	1-1	0-0	0	1	0	0	0	2
Totals	200	34-66	24-32	47	18	13	3	14	100

3-Point Field Goals:
FSU: Sura 3-4, Graham 0-1, Ward 2-7, Shepherd 1-3, Bryant 1-1, Collins 1-1, Reid 0-1
Virginia: Burrough 1-2, Parker 0-2, Deane 0-6, Williford 0-4, Robinson 1-5, Havlicek 0-1, Powell 0-1

Virginia Name	MP	FG M-A	FT M-A	REB	A	TO	BS	S	TP
Burrough	31	6-10	7-9	5	0	4	0	0	20
Parker	23	0-2	2-2	3	2	4	1	0	2
Barnes	20	1-3	4-6	2	0	1	0	0	6
Deane	28	2-9	6-9	1	1	1	0	1	10
Williford	26	1-7	2-2	2	0	3	0	2	4
Robinson	23	4-10	0-0	4	0	2	0	1	9
Havlicek	15	0-3	4-4	1	0	0	0	0	4
Alexander	26	0-0	5-6	3	0	2	0	0	5
Powell	11	2-5	0-0	1	1	3	0	1	4
Wilson	2	0-0	0-0	0	0	0	0	0	0
Totals	200	16-49	30-37	27	4	20	1	5	64

FSU: 47 53 100
Virginia: 23 41 64
Attendance: 8,066

FSU N.C. State 75 70 **Game 21**
February 16, 1994
Tallahassee, Florida

FSU Name	MP	FG M-A	FT M-A	REB	A	TO	BS	S	TP
Sura	37	12-17	6-9	9	4	4	1	4	31
Robinson	36	6-9	2-5	11	1	2	0	0	14
Luchman	19	1-5	0-0	2	2	1	0	0	2
Graham	31	3-8	0-0	2	0	0	0	0	6
Ward	37	2-6	2-2	2	2	0	0	2	7
Shepherd	3	0-0	1-2	1	0	0	0	0	1
Collins	12	1-8	2-4	3	0	0	0	0	4
Reid	24	4-5	2-3	7	1	2	3	0	10
Grabuloff	1	0-0	0-0	0	0	0	0	0	0
Totals	200	29-59	15-25	38	10	9	4	6	75

3-Point Field Goals:
FSU: Sura 1-4, Ward 1-4, Collins 0-3
N.C. State: Daniels 1-2, McCuller 3-5, Marshall 3-9, Davis 2-4, Hyatt 0-3

N.C. State Name	MP	FG M-A	FT M-A	REB	A	TO	BS	S	TP
Daniels	21	2-4	1-2	1	2	1	0	0	6
Feggins	33	5-10	2-2	6	1	0	1	0	12
Fuller	32	7-11	4-5	10	0	2	3	0	16
McCuller	31	3-10	0-0	2	2	2	0	2	9
Marshall	37	3-10	2-2	5	2	5	2	0	11
Davis	12	3-6	1-1	2	5	2	0	0	9
Hyatt	9	0-3	0-0	1	0	2	0	1	0
Wilson	25	1-3	3-6	2	0	0	1	0	5
Totals	200	24-57	13-18	32	12	9	5	4	70

FSU: 28 47 75
N.C. State: 29 41 70
Attendance: 6,012

FSU Wake Forest 69 77 **Game 19**
February 10, 1994
Winston-Salem, North Carolina

FSU Name	MP	FG M-A	FT M-A	REB	A	TO	BS	S	TP
Robinson	29	3-4	0-0	4	0	1	0	0	6
Sura	36	9-19	2-5	4	1	0	1	0	25
Luchman	32	2-7	2-2	6	1	1	1	0	6
Ward	38	1-7	0-0	2	9	3	0	0	3
Graham	30	9-16	0-0	5	2	1	0	0	23
Collins	14	0-5	0-0	1	0	1	0	1	0
Reid	18	1-3	1-3	9	0	2	1	1	3
Shepherd	3	1-1	0-0	0	0	0	0	0	3
Totals	200	26-62	5-10	36	13	10	2	3	69

3-Point Field Goals:
FSU: Sura 5-9, Ward 1-5, Graham 5-6, Collins 0-3, Shepherd 1-1
Wake Forest: Blucas 5-7, Childress 6-9, Harrison 3-6, LaRue 0-1

Wake Forest Name	MP	FG M-A	FT M-A	REB	A	TO	BS	S	TP
Owens	35	6-12	1-1	12	2	2	1	0	13
Blucas	38	5-8	0-0	4	2	1	0	1	15
Duncan	35	1-4	3-5	6	2	1	6	0	5
Childress	40	8-15	11-16	2	3	2	0	4	33
Harrison	32	4-9	0-0	1	4	1	0	0	11
LaRue	7	0-2	0-0	1	0	1	0	1	0
King	3	0-0	0-0	0	0	0	1	0	0
Banks	10	0-1	0-0	2	3	0	0	0	0
Totals	200	24-51	15-22	33	16	9	8	6	77

FSU: 38 31 69
Wake Forest: 42 35 77
Attendance: 4,176

FSU Clemson 79 71 **Game 22**
February 19, 1994
Clemson, South Carolina

FSU Name	MP	FG M-A	FT M-A	REB	A	TO	BS	S	TP
Sura	34	7-17	6-7	8	4	4	1	2	22
Robinson	28	2-4	0-0	5	0	3	0	0	4
Luchman	18	1-2	1-4	1	1	0	0	1	3
Graham	25	5-9	7-8	5	0	2	0	1	17
Ward	35	7-14	1-2	1	7	2	0	5	17
Reid	34	2-4	2-2	6	1	0	0	1	6
Collins	21	3-6	0-0	6	2	1	0	0	8
Shepherd	5	1-2	0-0	1	1	1	0	0	2
Totals	200	28-60	17-23	37	16	14	1	10	79

3-Point Field Goals:
FSU: Sura 2-6, Graham 0-1, Ward 2-5, Collins 2-6
Clemson: Brown 4-12, Richie 2-3, Bovain 3-5, Wallace 0-2, Ragland 0-1

Clemson Name	MP	FG M-A	FT M-A	REB	A	TO	BS	S	TP
Brown	38	5-15	4-4	4	3	3	0	0	18
Buckingham	24	0-4	5-8	6	0	3	0	1	5
Wright	33	6-14	1-3	12	1	6	3	0	13
Richie	37	4-6	0-0	2	13	3	0	6	10
Bovain	26	5-9	0-2	3	0	1	0	2	13
Gray	26	5-9	0-0	4	2	0	0	0	10
Wallace	5	1-3	0-0	1	0	0	0	0	2
Ragland	8	0-2	0-0	2	0	0	0	0	0
Freeman	3	0-0	0-0	1	0	0	0	0	0
Totals	200	26-62	10-17	36	21	16	3	9	71

FSU: 31 48 79
Clemson: 39 32 71
Attendance: 7,500


FSU Maryland 66 69 **Game 20**
February 12, 1994
Tallahassee, Florida

FSU Name	MP	FG M-A	FT M-A	REB	A	TO	BS	S	TP
Sura	32	4-13	5-13	6	5	6	1	2	14
Robinson	33	3-7	0-0	10	0	3	1	0	6
Luchman	25	3-5	1-3	4	1	0	3	1	7
Graham	28	3-10	4-4	3	0	3	0	1	10
Ward	38	6-11	2-2	3	5	7	1	3	14
Shepherd	2	0-0	0-0	0	0	0	0	0	0
Collins	20	3-7	0-1	4	0	1	1	2	6
Reid	16	3-5	3-3	6	0	3	0	1	9
Kerner	6	0-0	0-0	1	0	0	0	1	0
Totals	200	25-58	15-26	38	11	23	7	11	66

3-Point Field Goals:
FSU: Sura 1-9, Graham 0-2, Ward 0-4
Maryland: Simpkins 2-4, Rhodes 0-3, Bosnic 0-2, Bristol 0-1

Maryland Name	MP	FG M-A	FT M-A	REB	A	TO	BS	S	TP
Hippo	25	4-11	2-3	2	1	3	0	0	10
Booth	37	2-8	11-14	11	3	6	0	2	15
Smith	25	5-9	4-5	11	2	2	3	4	14
Simpkins	33	4-10	2-2	2	3	7	0	1	12
Rhodes	36	3-9	4-4	4	2	0	1	3	10
Kovarik	4	0-0	0-0	0	0	0	0	0	0
Lucas	20	3-6	2-3	6	0	1	1	0	8
Bosnic	10	0-3	0-0	0	0	2	0	0	0
Bristol	10	0-1	0-0	2	0	2	1	1	0
Totals	200	21-57	25-31	41	11	23	6	11	69

FSU: 28 38 66
Maryland: 34 35 69
Attendance: 7,885



Scott Shepherd was one of five Seminoles to score in double figures in a monumental win over Virginia.

'93-'94 Review

1993-94 BOX SCORES

FSU Florida 61 72 **Game 23 February 21, 1994 Gainesville, Florida**

FSU Name	MP	FG M-A	FT M-A	REB	A	TO	BS	S	TP
Sura	33	6-17	3-4	7	3	3	0	2	17
Robinson	35	0-4	2-4	9	1	2	0	1	2
Reid	35	2-8	2-4	4	1	1	4	0	6
Graham	29	4-10	4-4	1	0	4	0	0	12
Ward	36	4-11	0-0	5	3	3	0	5	11
Luchman	11	1-1	0-0	3	0	1	0	0	2
Collins	17	3-8	2-2	3	0	3	0	0	11
Shepherd	6	0-1	0-1	0	1	0	0	0	3
Totals	200	20-58	13-19	38	9	17	4	11	61

Florida Name	MP	FG M-A	FT M-A	REB	A	TO	BS	S	TP
DeClercq	32	2-7	2-5	6	4	5	2	1	6
Thompson	20	3-7	0-0	9	2	2	0	0	6
Hill	25	7-12	0-0	2	1	1	0	0	14
Brown	34	4-15	2-2	9	8	6	0	2	12
Cross	37	3-7	10-11	1	1	1	0	1	16
Anderson	20	4-6	1-1	4	2	0	3	1	9
Dykolobin	15	3-3	0-0	2	1	1	0	2	6
Kusma	8	1-2	0-0	1	0	0	0	0	3
Williams	8	0-1	0-0	0	1	0	0	0	1
Totals	200	27-60	15-19	39	20	16	5	8	72

3-Point Field Goals:
 FSU: Sura 2-10; Graham 0-4; Ward 3-6; Collins 3-5; Shepherd 0-1
 Florida: Brown 2-7; Cross 0-1; Kusma 1-2; Williams 0-1

3-Point Field Goals:
 FSU: Sura 4-7; Graham 5-11; Collins 1-5; Ward 0-7; Shepherd 1-2
 Florida: Calabria 1-2; Phelps 0-2; Williams 1-8; McInnis 0-2

FSU Duke 72 84 **Game 24 February 23, 1994 Tallahassee, Florida**

FSU Name	MP	FG M-A	FT M-A	REB	A	TO	BS	S	TP
Sura	40	8-18	1-1	9	6	2	3	1	21
Collins	39	8-12	0-1	5	1	2	0	0	17
Reid	38	2-8	0-0	8	0	0	1	1	4
Graham	36	2-13	0-1	6	2	4	0	0	4
Ward	37	7-14	3-4	6	4	3	0	2	19
Shepherd	3	1-1	0-0	1	0	0	0	0	3
Luchman	3	2-2	0-0	1	0	1	0	0	4
Robinson	4	0-0	0-0	0	0	0	0	0	0
Totals	200	31-68	4-7	40	14	12	5	4	72

Duke Name	MP	FG M-A	FT M-A	REB	A	TO	BS	S	TP
Lang	35	4-8	8-11	8	2	0	0	1	16
Hill	39	3-14	3-9	10	9	1	0	3	9
Parks	30	5-10	4-5	3	1	0	1	0	14
Capel	30	3-8	2-2	2	3	3	0	0	18
Collins	33	4-10	5-5	3	1	2	0	2	17
Mosk	9	1-1	1-2	2	0	0	0	0	3
Clark	24	6-9	3-3	3	0	2	1	0	17
Totals	200	26-58	26-37	36	16	8	2	6	84

3-Point Field Goals:
 FSU: Sura 2-5; Collins 1-3; Graham 0-3; Ward 2-7; Shepherd 1-1
 Duke: Hill 0-3; Parks 0-1; Capel 0-1; Collins 4-8; Clark 2-3

3-Point Field Goals:
 FSU: Sura 2-4; Graham 3-6; Ward 0-2; Collins 1-3
 Georgia Tech: Moore 4-6; Best 1-2; Vinson 2-7

FSU North Carolina 75 78 **Game 25 February 26, 1994 Chapel Hill, North Carolina**

FSU Name	MP	FG M-A	FT M-A	REB	A	TO	BS	S	TP
Sura	39	6-13	4-4	5	3	5	1	1	20
Graham	38	11-20	1-2	4	0	0	0	1	28
Reid	11	0-2	0-0	3	0	0	0	0	0
Collins	39	6-15	2-2	6	5	3	0	3	15
Ward	37	4-15	1-2	5	7	3	0	4	9
Luchman	29	0-3	0-1	4	0	1	0	0	0
Shepherd	6	1-3	0-0	1	0	1	0	1	3
Robinson	1	0-0	0-0	0	0	0	0	0	0
Totals	200	28-71	6-11	31	15	13	1	10	75

North Carolina Name	MP	FG M-A	FT M-A	REB	A	TO	BS	S	TP
Reese	23	6-6	1-3	6	2	2	0	1	13
Salvadori	23	2-2	2-3	3	0	1	1	0	6
Monross	37	7-7	4-11	6	0	0	1	1	18
Calabria	11	1-2	0-0	2	2	4	0	0	3
Phelps	27	1-4	3-4	4	10	0	0	2	5
Williams	29	5-15	1-2	3	6	3	0	0	12
Stackhouse	19	3-3	0-0	2	3	4	0	0	6
Wallace	18	5-5	1-3	6	1	1	1	1	11
McInnis	13	2-5	0-1	3	2	0	0	2	4
Totals	200	32-49	12-27	37	27	17	3	7	78

3-Point Field Goals:
 FSU: Sura 4-7; Graham 5-11; Collins 1-5; Ward 0-7; Shepherd 1-2
 North Carolina: Calabria 1-2; Phelps 0-2; Williams 1-8; McInnis 0-2

3-Point Field Goals:
 FSU: Sura 4-7; Graham 5-11; Collins 1-5; Ward 0-7; Shepherd 1-2
 North Carolina: Calabria 1-2; Phelps 0-2; Williams 1-8; McInnis 0-2

FSU Georgia Tech 71 68 **Game 26 March 2, 1994 Tallahassee, Florida**

FSU Name	MP	FG M-A	FT M-A	REB	A	TO	BS	S	TP
Sura	36	7-15	1-2	7	5	4	1	3	17
Graham	34	5-14	3-3	6	1	2	0	0	16
Reid	35	4-10	2-2	8	0	2	2	2	10
Ward	38	1-6	2-3	7	5	2	0	1	4
Collins	38	8-13	3-3	6	1	4	1	2	20
Shepherd	2	0-1	0-0	0	0	0	0	0	0
Luchman	9	0-2	0-0	1	0	0	0	0	0
Robinson	8	1-3	2-2	3	0	2	0	0	4
Totals	200	26-64	13-15	40	12	16	4	8	71

Georgia Tech Name	MP	FG M-A	FT M-A	REB	A	TO	BS	S	TP
Elisma	30	4-8	0-0	6	1	3	0	0	8
Moore	39	9-19	0-0	6	2	6	0	1	22
Newbill	33	3-6	2-4	9	1	0	1	1	8
Best	40	6-13	5-6	3	4	3	0	4	18
Vinson	40	4-14	0-0	4	5	1	1	2	10
Barbic	11	1-2	0-0	5	1	3	0	1	2
Williams	7	0-1	0-0	0	0	0	0	0	0
Totals	200	27-63	7-10	37	14	16	2	9	68

3-Point Field Goals:
 FSU: Sura 2-4; Graham 3-6; Ward 0-2; Collins 1-3
 Georgia Tech: Moore 4-6; Best 1-2; Vinson 2-7

3-Point Field Goals:
 FSU: Sura 2-4; Graham 3-6; Ward 0-2; Collins 1-3
 Georgia Tech: Moore 4-6; Best 1-2; Vinson 2-7


FSU North Carolina 69 83 **Game 27 March 11, 1994 Charlotte, North Carolina**

FSU Name	MP	FG M-A	FT M-A	REB	A	TO	BS	S	TP
Sura	37	8-18	6-8	8	3	3	0	3	24
Graham	35	4-12	0-1	4	0	2	0	0	11
Reid	21	1-7	0-0	7	1	0	2	1	2
Ward	35	2-12	6-9	4	4	3	1	1	10
Collins	40	5-14	2-2	5	2	0	0	2	15
Shepherd	11	0-3	0-0	1	0	0	1	1	0
Luchman	19	1-8	5-6	9	0	2	1	1	7
Bryant	2	0-1	0-0	0	0	0	0	0	0
Totals	200	21-75	19-26	40	10	10	5	9	69

North Carolina Name	MP	FG M-A	FT M-A	REB	A	TO	BS	S	TP
Wallace	31	8-10	1-2	16	1	3	3	0	17
Reese	19	2-5	0-2	1	4	1	0	0	4
Monross	33	3-7	1-8	10	1	3	6	0	7
Phelps	30	2-6	6-6	4	4	5	0	0	10
Williams	31	5-11	6-8	4	1	1	0	0	17
Salvadori	11	1-2	0-0	3	0	2	1	0	2
Stackhouse	24	4-7	11-13	9	2	0	0	0	19
McInnis	9	1-5	0-2	1	1	1	0	1	3
Calabria	10	0-1	2-2	1	0	1	0	0	2
Davis	1	1-1	0-0	1	0	0	0	0	2
Landry	1	0-1	0-0	0	1	0	0	0	0
Totals	200	27-56	27-43	52	15	17	10	4	83

3-Point Field Goals:
 FSU: Sura 2-9; Graham 3-8; Ward 0-5; Collins 3-7; Shepherd 0-2
 North Carolina: Phelps 0-2; Williams 1-5; McInnis 1-3; Landry 0-1

3-Point Field Goals:
 FSU: Sura 2-9; Graham 3-8; Ward 0-5; Collins 3-7; Shepherd 0-2
 North Carolina: Phelps 0-2; Williams 1-5; McInnis 1-3; Landry 0-1



James Collins played well on both ends of the floor as a freshman. Collins equalled a career-high with 20 points to lead the Seminoles to a 71-68 win over Georgia Tech in their home finale.

