


1995-96 FLORIDA STATE SEMINOLES

# '94-'95 REVIEW

## Kennedy's 10<sup>th</sup>


**I**n the 38-year history of the Florida State basketball program prior to Pat Kennedy's arrival, the Seminoles had received only four invitations to the NCAA Tournament. Under Kennedy, the Seminoles have been to the "Big Dance" five times in the last nine years, including a string of three consecutive appearances.

Kennedy took the Seminoles to within just a game of the Final Four in 1993 following a Sweet 16 finish the previous year. In just his second season at FSU, Kennedy took the Tribe to its first NCAA appearance in eight years. The Seminoles have put together a 6-5 record in NCAA Tournament play under Kennedy.



It was the wrong year to have to face the toughest schedule in the NCAA.

# Learning How to Play



# the Underdog.



1994 - 95 REVIEW

**T**

## FSU Seminole Basketball

MEDIA GUIDE 1995-96




ackling a schedule rated the toughest in the nation last year, a young Florida State team was hoping to play an unfamiliar role for the recently powerful program - underdog. With seven underclassmen and just two seniors on the roster, head coach Pat Kennedy's troops gained valuable experience by playing 14 of 27 games against opponents that qualified for the 1995 NCAA Tournament.

"Obviously our early schedule took a toll on us," commented Kennedy. "With Arizona, Tulane, South Florida and Florida it was as tough a stretch as most teams play. Then our Atlantic Coast Conference schedule was just a killer."


FSU took to the floor with a true freshman at point guard and forward, and a center spending his first season as a full starter. LaMarr Greer would learn as he played in the nation's toughest league, and class-

mate Corey Louis showed his potential to be an all-star player. Senior center Andre Reid had an inconsistent season which made the jobs of offensive standouts Bob Sura and James Collins even more difficult.

The Seminoles hit the ground running winning six of their first eight games, including a modest three game win streak to start the season, before entering the ACC portion of the schedule. After starting 0-3 in the conference, Florida State reeled off three straight league wins - all in a six day span. FSU hammered N.C. State 107-79 on January 15, behind Bob Sura's triple-double. Sura then drained a long three-point shot from the top of the key with 1.6 seconds left to cap an 11-point rally in a 67-66 win at Clemson three days later for FSU's first road win of the season. Sura scored 23 points and Corey Louis added 21 to lead the Seminoles to a 78-75 win over Duke to cap the best week of the season for the Tribe.



*"The 1994-95 season was the most grueling of the four years difficult. Obviously our early schedule took a toll on us. With as tough a stretch as most teams play. Then our Atlantic Coast*



1994-95 REVIEW

**H**aving evened its league mark at 3-3 the upset minded Seminoles proved over-matched when they headed to Chapel Hill, NC, to face the third-ranked Tar Heels three days later. The Seminoles could not shake the effects of the 100-70 loss to UNC as Florida State lost 10 of its remaining 13 games, including a string of five in a row to close the season.


The 1994-95 schedule featured 12 games against ranked opponents. The Seminoles had a tough time adjusting to the "underdog" role going 2-10. Florida State's win over No. 11 Wake Forest was its first over a team ranked in the AP Top 25 in 12 tries. Earlier in the year the Seminoles snapped a string of eight consecutive losses to ranked opposition when they beat USA Today/CNN No. 24 Clemson.

The 12-15 Seminoles were led by Bob Sura, who after earning first team All-ACC honors as a junior and second team accolades his senior season, became the

James Collins led the way with 72 treys, hitting at a 43.9 percent pace, the sixth best percentage in school history.

A pair of Seminoles garnered individual honors during the season. Corey Louis was named ACC Rookie of the Week on January 16. Louis rejected nine shots in a loss to Maryland and poured in a career-high 22 points vs. NC State. For the week, Louis averaged 15 points, eight rebounds and seven blocks.

After leading Florida State to a pair of ACC wins Bob Sura earned the league's Player of the Week Honor on January 23. The following night Sura was named Pizza Hut's National Player of the Week on ESPN. Sura posted identical 23 point efforts and played all 40 minutes in



*the league for us. Every game has been extremely rizona, Tulane, South Florida and Florida it was 'onference schedule was just a killer."*

fourth Seminole in the last three years taken in the first round of the NBA draft. The 6-5, senior became the first player ever in the proud history of the ACC to amass 2,000 career points while collecting over 700 rebounds, 400 assists and 200 steals. Sura left Florida State as the school's all-time scoring leader, becoming the first Seminole to surpass the 2,000 point plateau.

Also shouldering his share of the offensive load was third team All-ACC selection James Collins. His 18.0 points per game average ranked ninth in the conference. Collins ended the campaign with a 32-game double digit scoring streak, the longest in the ACC. A deadly marksman, Collins matched a school record for three-point accuracy with a seven-of-seven performance against South Florida.

ACC All-Rookie selection Corey Louis proved to be a force at both ends of the floor. Behind the effort of Louis, Florida State led the conference in blocked shots. Louis accounted for 74 of the Tribe's 167 rejections, the second highest mark in FSU history. The 6-9 forward led the Seminoles to a season-high 14 blocks in their first meeting with Maryland by tallying nine rejections.

The 1994-95 Seminoles set a new school record with 211 three point field goals on the year and 588 attempts.

wins over Clemson and Duke. He knocked down a 25-footer with 1.6 seconds to play against the Tigers to give FSU a 67-66 road triumph.

During the season Sura recorded what is believed to be the first triple-double in FSU history in a win over N.C. State on January 15. He scored 19 points, grabbed 12 rebounds and dished out a career-best 12 assists in a 107-79 win over the Wolfpack. It was the 13th triple-double in ACC history and only the third recorded in a league game, but the first using the combination of points, rebounds and assists.

After finishing with a 5-11 ACC record, Pat Kennedy was prompted to point out that the season "has been the most grueling of the four years in the league for us. Every game has been extremely difficult."

Things did not get easier for Florida State in the conference tournament as the sixth seeded Seminoles' season came to an end with a 64-71 loss to Maryland in the quarterfinals.

**B**ob Sura (top) racked up 49 steals last season to lead the team. His steal total ranked fifth in the ACC. Sura finished his career second on Florida State's all-time steals chart with 209.

Facing one of the country's toughest schedules, Florida State (above) established new team records for three-point attempts (588) and three-point shots made (211).

Andre Reid (left) used his seven-foot frame to pull down 505 career rebounds and register 161 career blocks, good for second place on FSU's all-time list.

A third-team all-ACC selection last season, James Collins (opposite page) averaged 18 points a game. He ended the 1994-95 season with a 32 game double-digit scoring streak - the longest in the Atlantic Coast Conference.



# Game 1 Florida International *Golden Panthers*

Florida State opened its 47th season of basketball with an easy 88-41 win over outmanned Florida International. The Seminoles used a ball-hawking defense to turn the game into a rout early, allowing the Golden Panthers just 13 first-half points on 11 percent shooting. FSU led by as many as 38 in the first half. FIU's 41 points marked its lowest offensive output of all-time, and both the 13 first half points and 41 total were the fewest allowed by Florida State since it began playing in the Leon County Civic Center in the 1981-82 season.

**FSU** **88**  
**Florida International** **41**

Game 1  
November 25, 1994  
Tallahassee, Florida

FSU Name	MP	FG M-A	FT M-A	REB	A	TO	BS	S	TP
Wooden	13	2-6	2-2	5	1	3	1	1	8
Sura	28	6-13	5-6	5	2	3	0	1	18
Shepherd	15	2-3	4-4	4	3	1	0	1	9
Curry	15	0-4	2-2	5	1	0	0	1	2
Mulligan	2	0-0	0-0	0	0	1	0	0	0
Greer	25	3-4	2-2	7	6	2	0	4	9
Collins	24	8-14	1-1	4	3	3	0	3	19
Luchman	17	5-6	2-3	4	1	1	1	1	12
Brower	13	0-3	0-0	3	0	2	0	0	0
Reid	21	2-6	0-0	5	0	1	2	0	4
Louis	27	3-9	3-4	10	2	0	3	2	9
<b>Totals</b>	<b>200</b>	<b>31-68</b>	<b>21-24</b>	<b>54</b>	<b>19</b>	<b>19</b>	<b>7</b>	<b>14</b>	<b>88</b>

FIU Name	MP	FG M-A	FT M-A	REB	A	TO	BS	S	TP
Allen	16	2-5	0-0	0	0	0	0	0	4
Duizer	32	1-10	1-2	2	1	4	0	0	3
Eason	7	1-1	1-2	3	0	0	0	1	3
Esthorne	1	0-1	0-0	0	0	0	0	0	0
Forbes	25	2-9	2-4	5	2	4	0	3	6
Jonson	7	0-0	0-0	0	0	1	0	0	0
Johnston	18	1-4	0-0	0	0	3	0	1	2
Johnson	3	1-3	1-2	0	0	1	0	1	3
Mazyk	32	1-14	0-0	9	1	3	0	2	9
Nicols	24	1-6	5-7	4	0	2	0	1	7
Pemberton	1	0-0	0-0	0	0	0	0	0	0
Tahir	28	0-1	4-4	2	0	4	0	2	4
<b>Totals</b>	<b>200</b>	<b>13-54</b>	<b>14-21</b>	<b>29</b>	<b>4</b>	<b>23</b>	<b>0</b>	<b>11</b>	<b>41</b>

**3-Point Field Goals:**  
**FSU:** Collins 2-5, Sura 1-4, Shepherd 1-2, Greer 1-1, Wooden 0-1, Curry 0-2, Brower 0-3, Louis 0-2.  
**Florida International:** Mazyk 1-3, Duizer 0-4, Esthorne 0-1, Forbes 0-1, Johnston 0-1, Tahir 0-1.

**FSU:** 49 39 88  
**Florida International:** 13 23 41  
**Attendance:** 6,111

# Game 2 South Florida *Bulls*

Florida State overcame the loss of point guard LaMarr Greer, serious foul trouble and a leaky Civic Center roof to put away pesky South Florida. Bob Sura scored 24 of his game-high 32 points in the final 11 minutes to lead the Seminoles. Sura scored FSU's final 11 points and set a school record by canning all 16 of his free throw attempts. James Collins scored 29 points before becoming the third Seminole to foul out. He equalled a FSU record by drilling seven 3-pointers in as many tries. FSU led by as many as 12 in the first half, but the Bulls salted the lead away and held a seven-point advantage in the second half before Sura took over.

**FSU** **95**  
**South Florida** **86**

Game 2  
November 29, 1994  
Tallahassee, Florida

FSU Name	MP	FG M-A	FT M-A	REB	A	TO	BS	S	TP
Sura	34	7-17	16-18	3	4	4	0	0	32
Greer	15	2-3	0-0	2	2	1	0	2	4
Collins	31	10-13	2-2	3	1	2	0	2	29
Reid	19	0-1	1-2	3	0	0	1	1	1
Louis	17	4-6	2-2	3	1	4	3	0	10
Wooden	20	0-0	0-0	6	1	1	2	0	0
Shepherd	10	1-5	0-0	1	0	2	0	1	2
Curry	22	2-5	1-2	2	3	1	1	0	6
Carroll	4	0-0	0-0	0	0	0	0	0	0
Luchman	28	5-5	1-2	5	2	3	0	2	11
<b>Totals</b>	<b>200</b>	<b>31-55</b>	<b>23-26</b>	<b>30</b>	<b>14</b>	<b>18</b>	<b>7</b>	<b>8</b>	<b>95</b>

USF Name	MP	FG M-A	FT M-A	REB	A	TO	BS	S	TP
Summers	27	3-9	2-8	4	1	2	0	3	9
Akins	24	10-19	5-7	4	7	3	0	0	26
Salters	28	6-12	3-4	5	2	5	0	2	13
Robinson	35	3-8	5-6	7	0	2	0	1	11
Rush	36	5-10	6-6	10	0	0	0	0	16
Harper	11	1-3	0-0	1	0	2	0	0	3
Lamb	21	1-5	0-0	0	0	0	0	0	2
Kinstow	8	1-2	0-0	1	0	1	0	1	2
Achie	0	0-0	0-0	0	0	0	0	0	0
King	6	1-3	0-1	1	0	0	0	0	2
Jovanovic	3	0-0	0-0	0	0	0	0	0	0
Adams	1	0-0	0-0	0	0	1	0	0	0
<b>Totals</b>	<b>200</b>	<b>31-71</b>	<b>21-32</b>	<b>39</b>	<b>10</b>	<b>16</b>	<b>0</b>	<b>7</b>	<b>88</b>

**3-Point Field Goals:**  
**FSU:** Collins 7-7, Sura 2-7, Curry 1-3, Shepherd 0-1.  
**South Florida:** Akins 3-8, Summers 1-2, Harper 1-1, Robinson 0-2, Lamb 0-2, Kinstow 0-1.

**FSU:** 41 54 95  
**South Florida:** 34 64 86  
**Attendance:** 7,213

# Game 3 Florida Atlantic *Owls*

Florida State had little trouble putting away Florida Atlantic. Five Seminoles scored in double figures, led by James Collins and Andre Reid with 18 points each. Collins extended his consecutive three-point streak to nine by going 2-for-2 behind the arc. Bob Sura netted only 11 points, but grabbed a game-high 11 rebounds and handed out four assists. Freshman Avery Curry scored 15 points off the bench, and Derrick Carroll knocked in 13 in his first full game back from a season-opening suspension. FSU's 3-0 start was its best since the 1988-89 team, led by George McCloud, won its first eight games.

**FSU** **101**  
**Florida Atlantic** **63**

Game 3  
December 3, 1994  
Tallahassee, Florida

FSU Name	MP	FG M-A	FT M-A	REB	A	TO	BS	S	TP
Sura	26	3-10	5-8	11	4	3	0	2	11
Shepherd	22	2-4	0-0	2	1	1	0	1	4
Collins	18	7-9	2-3	5	0	5	0	1	18
Reid	24	6-8	6-9	6	0	1	8	0	15
Louis	23	4-9	2-4	9	1	4	2	1	10
Curry	18	5-6	3-3	4	0	1	1	3	15
Mulligan	1	0-0	0-0	0	0	0	0	0	0
Carroll	23	5-10	1-1	2	2	1	1	0	13
Luchman	19	1-8	1-2	4	1	0	1	2	3
Brower	14	1-3	0-0	0	1	3	0	1	2
Wooden	13	3-3	1-2	4	1	0	2	2	7
<b>Totals</b>	<b>200</b>	<b>37-70</b>	<b>21-34</b>	<b>49</b>	<b>11</b>	<b>19</b>	<b>15</b>	<b>13</b>	<b>101</b>

FAU Name	MP	FG M-A	FT M-A	REB	A	TO	BS	S	TP
Horford	21	0-1	0-0	0	0	1	0	0	2
Huyler	31	4-10	3-4	2	0	5	0	1	12
Jemerson	20	3-8	1-2	3	3	3	1	0	7
Buchanan	30	6-15	2-2	3	0	1	0	1	14
Ritter	22	0-4	0-1	1	0	3	0	2	0
Peoples	3	0-1	0-0	1	0	2	0	0	0
McGrity	2	1-3	0-0	1	0	1	0	0	3
Flowers	9	0-0	0-0	1	0	0	0	0	0
Yeadon	21	3-9	4-6	7	2	1	0	0	10
Yeadon	23	5-8	0-1	4	1	4	0	0	10
Diemons	4	0-2	2-2	4	1	0	0	0	2
Splund	14	2-6	0-2	5	0	2	1	0	5
<b>Totals</b>	<b>200</b>	<b>24-69</b>	<b>12-20</b>	<b>38</b>	<b>7</b>	<b>23</b>	<b>2</b>	<b>6</b>	<b>63</b>

**3-Point Field Goals:**  
**FSU:** Curry 2-2, Collins 2-2, Carroll 2-3, Sura 0-3, Brower 0-2, Shepherd 0-1.  
**Florida Atlantic:** Huyler 1-1, Splund 1-1, McGrity 1-3, Jemerson 0-1, Ritter 0-1, Diemons 0-1.

**FSU:** 51 50 101  
**Florida Atlantic:** 30 33 63  
**Attendance:** 4,037

# Game 4 Arizona *Wildcats*

For about 18 minutes, Florida State went toe-to-toe with one of the best teams in the country on the road. But for the final 22 minutes, it was all Arizona. The eighth-ranked Wildcats went on a run late in the first half to build a seven-point halftime lead and buried FSU with a 3-point shooting clinic in the second half. The Wildcats made 12 threes on the night, including 7-of-10 in the second half to pull away. FSU held a 32-28 lead with 4:41 to play in the first half, but Arizona sank three 3's in a 15-4 run to close out the half, then scored the first six points after the break. Freshman Corey Louis led FSU with 17 points and 12 rebounds. Louis' double-double was the first of seven on the year for the talented freshman.

**FSU** **78**  
**Arizona** **96**

Game 4  
December 6, 1994  
Tucson, Arizona

FSU Name	MP	FG M-A	FT M-A	REB	A	TO	BS	S	TP
Sura	37	5-15	2-2	6	6	3	0	2	15
Louis	34	6-17	1-2	12	1	1	1	1	17
Reid	31	4-9	0-0	10	3	4	2	0	8
Greer	21	3-8	0-0	2	5	2	0	0	8
Collins	25	6-13	0-0	2	3	4	0	0	12
Luchman	9	2-5	0-0	3	0	1	0	0	4
Carroll	14	3-6	0-0	0	0	0	0	0	9
Curry	19	1-4	0-0	3	1	1	0	0	3
Wooden	6	1-1	0-0	0	0	1	0	0	2
Shepherd	4	0-1	0-0	0	1	1	0	1	0
<b>Totals</b>	<b>200</b>	<b>33-78</b>	<b>3-4</b>	<b>41</b>	<b>20</b>	<b>18</b>	<b>3</b>	<b>4</b>	<b>78</b>

Arizona Name	MP	FG M-A	FT M-A	REB	A	TO	BS	S	TP
Williams	27	4-8	1-2	5	1	0	0	2	11
Owens	32	6-13	1-2	9	0	1	1	1	14
McLean	24	4-6	2-2	3	5	1	0	1	12
Stoudamire	35	9-19	5-7	3	12	4	0	2	25
Geary	19	4-5	0-0	3	5	2	0	1	8
Kelly	21	3-6	2-4	4	0	2	0	0	8
Simon	27	5-7	0-0	2	1	1	0	1	13
Dickerson	11	1-3	1-2	1	1	2	0	0	3
Easton	2	0-1	0-0	0	0	0	0	0	0
Barnett	2	0-0	0-0	0	0	0	0	0	0
<b>Totals</b>	<b>200</b>	<b>36-68</b>	<b>12-19</b>	<b>34</b>	<b>25</b>	<b>13</b>	<b>1</b>	<b>8</b>	<b>96</b>

**3-Point Field Goals:**  
**FSU:** Carroll 3-5, Sura 3-6, Greer 2-5, Curry 1-4, Collins 0-4, Louis 0-1, Shepherd 0-1.  
**Arizona:** Simon 3-3, Geary 2-3, McLean 2-3, Williams 2-4, Stoudamire 2-5, Owens 1-1, Easton 0-1.

**FSU:** 36 42 78  
**Arizona:** 43 53 96  
**Attendance:** 14,257

# Game 5



Derrick Carroll came off the bench to score a career high 24 points to lift Florida State to an important early season win over Tulane, a team picked by many to win the Metro Conference title. Carroll matched his previous career high with 20 first half points, sinking 8-of-9 shots from the field and 4-of-5 from behind the 3-point line. He finished with five 3's. LaMarr Greer knocked down the biggest three of the night with 58 seconds remaining to give FSU a 76-71 lead. Tulane sliced that advantage to 76-74 and had the ball, but Corey Louis rejected a shot by Rayshard Allen and slammed home a pass from James Collins at the other end to extend the lead to four. Collins finished with 18 points and Bob Sura added 17 and a game-high 12 rebounds, nine of which came in the second half.

<b>FSU Tulane</b>	<b>81</b> <b>74</b>	<b>Game 5</b> <b>December 10, 1994</b> <b>Tallahassee, Florida</b>
-------------------	------------------------	--------------------------------------------------------------------------

FSU Name	MP	FG M-A	FT M-A	REB	A	TO	BS	S	TP
Sura	35	7-16	2-5	12	3	4	0	2	17
Greer	21	3-5	1-2	2	4	2	0	0	9
Collins	27	7-11	2-2	4	1	2	1	0	18
Reid	16	1-1	0-0	3	0	2	2	0	2
Louis	32	2-6	0-0	6	3	2	5	2	4
Wooden	4	0-0	0-0	2	0	0	1	0	0
Curry	19	0-2	2-2	3	4	2	1	1	2
Carroll	21	9-11	1-2	1	2	2	0	0	24
Luchman	25	0-2	5-6	7	2	4	0	0	5
<b>Totals</b>	<b>200</b>	<b>29-56</b>	<b>13-19</b>	<b>41</b>	<b>19</b>	<b>21</b>	<b>10</b>	<b>5</b>	<b>81</b>

Tulane Name	MP	FG M-A	FT M-A	REB	A	TO	BS	S	TP
Allen	31	4-11	2-4	4	1	3	1	0	10
Simmons	26	3-13	3-4	4	2	4	0	1	11
Lewis	35	6-10	2-4	10	0	2	0	1	18
Childs	25	4-7	0-1	2	2	2	0	1	9
Honeycutt	39	7-16	6-6	3	1	4	1	2	22
Cameron	14	1-2	0-0	2	1	1	0	1	2
Jackson	12	0-0	0-1	4	0	0	0	0	0
Nelson	8	1-3	0-1	1	0	1	0	0	2
<b>Totals</b>	<b>200</b>	<b>26-62</b>	<b>13-21</b>	<b>34</b>	<b>7</b>	<b>17</b>	<b>2</b>	<b>6</b>	<b>74</b>

3-Point Field Goals:  
FSU: Carroll 5-6, Collins 2-4, Greer 2-3, Sura 1-7  
Tulane: Lewis 4-6, Simmons 2-4, Honeycutt 2-6, Childs 1-1, Allen 0-1

# Game 6



In a defensive struggle that took two overtimes to decide, eighth-ranked Florida outlasted Florida State 71-65 to win the Milk Challenge at the Orlando Arena. The Seminoles shot just 31.5 percent from the floor, including a 2-of-18 performance by Bob Sura. The Gators final margin of victory matched the largest lead of the game by either team as there were 14 lead changes and 10 ties in the nip-and-tuck affair. FSU freshman LaMarr Greer connected on a long 3-pt. shot with 10 seconds left in the first overtime to force a second extra session. Sura nailed a trey to give FSU a 63-60 lead before fouling out with 2:09 to play in the second OT. Florida scored six unanswered points after Sura left. James Collins led the Seminoles with 18 points.

<b>FSU Florida</b>	<b>65</b> <b>71</b>	<b>Game 6</b> <b>December 17, 1994</b> <b>Orlando, Florida</b>
--------------------	------------------------	----------------------------------------------------------------------

FSU Name	MP	FG M-A	FT M-A	REB	A	TO	BS	S	TP
Collins	41	7-15	1-1	7	4	3	1	1	18
Louis	42	5-16	4-6	8	0	3	3	0	14
Reid	35	3-9	0-1	6	0	1	6	0	8
Sura	43	2-19	5-8	7	4	4	0	1	13
Greer	39	4-10	0-1	4	7	4	0	3	11
Curry	11	0-4	0-0	2	1	2	0	1	0
Carroll	16	1-4	0-0	4	0	2	0	0	3
Luchman	23	1-3	0-0	6	1	2	0	2	2
<b>Totals</b>	<b>250</b>	<b>23-73</b>	<b>10-17</b>	<b>49</b>	<b>17</b>	<b>21</b>	<b>10</b>	<b>8</b>	<b>65</b>

3-Point Field Goals:  
FSU: Collins 3-7, Greer 3-7, Sura 2-6, Carroll 1-1, Curry 0-2  
Florida: Thompson 1-1, Cross 1-3, Anderson 0-3, Hill 0-1, DeClerco 0-1

Florida Name	MP	FG M-A	FT M-A	REB	A	TO	BS	S	TP
Thompson	28	4-6	1-3	4	0	3	0	2	10
DeClerco	27	5-9	1-2	16	2	2	1	2	11
Hill	43	7-17	7-9	9	2	2	0	1	21
Anderson	35	1-11	2-6	3	3	2	0	1	4
Cross	49	6-18	4-4	6	3	2	0	5	17
Williams	25	0-0	4-6	0	4	0	2	0	4
Williams	13	1-3	0-0	4	0	1	0	0	2
Mikens	14	1-5	0-0	2	0	1	0	1	2
Dyrkolbotn	7	0-0	0-0	1	1	0	0	0	0
<b>Totals</b>	<b>250</b>	<b>25-70</b>	<b>19-30</b>	<b>54</b>	<b>15</b>	<b>14</b>	<b>3</b>	<b>12</b>	<b>71</b>

FSU: 25 29 5 5 65  
Florida: 27 28 5 11 71  
Attendance: 14,504

# Game 7



Bob Sura started working his way out of an early season shooting slump with an 11-for-18, 32-point performance in Florida State's easy win over Southeast Missouri State. He also handed out eight assists. James Collins scored 21 points and Corey Louis posted career highs with 19 points and 13 rebounds. Sura passed Mickey Dillard to become the school's second all-time leading scorer and finished the contest just 56 points shy of Jim Oler's scoring record.

<b>FSU S.E. Missouri State</b>	<b>100</b> <b>75</b>	<b>Game 7</b> <b>December 22, 1994</b> <b>Tallahassee, Florida</b>
--------------------------------	-------------------------	--------------------------------------------------------------------------

FSU Name	MP	FG M-A	FT M-A	REB	A	TO	BS	S	TP
Sura	34	11-18	7-9	5	8	1	1	1	32
Shepherd	13	2-4	0-0	2	1	0	0	0	5
Mulligan	1	0-1	0-0	0	0	0	0	0	0
Greer	27	5-5	2-3	2	7	4	0	1	8
Carroll	24	1-4	0-0	3	2	1	0	0	3
Collins	31	7-10	5-8	8	3	4	0	2	21
Luchman	22	2-4	2-2	6	0	0	1	0	6
Reid	16	2-3	2-3	8	0	4	1	0	6
Louis	32	7-11	5-7	13	1	3	5	0	19
<b>Totals</b>	<b>200</b>	<b>35-60</b>	<b>23-29</b>	<b>47</b>	<b>22</b>	<b>17</b>	<b>8</b>	<b>4</b>	<b>100</b>

3-Point Field Goals:  
FSU: Sura 3-5, Collins 2-2, Shepherd 1-3, Carroll 1-4, Greer 0-2, Mulligan 0-1  
S.E. Missouri St.: Holt 2-3, Johnson 2-4, Freshwater 1-2, Sutton 0-2, Morgan 0-2, Payne 0-1, White 0-1

SEMO Name	MP	FG M-A	FT M-A	REB	A	TO	BS	S	TP
Freshwater	21	2-4	4-4	2	2	1	0	2	9
Sutton	15	1-3	1-2	1	1	0	0	0	3
Holt	12	3-5	0-0	1	1	2	0	0	8
Payne	11	1-2	0-0	1	1	0	0	0	2
Chambers	11	1-5	0-0	1	1	2	0	1	2
White	9	1-5	0-0	2	0	0	1	0	2
Robinson	29	6-19	0-2	2	0	1	0	1	12
Smith	6	1-1	0-0	2	0	0	0	0	2
Johnson	22	3-9	0-0	4	1	0	0	1	8
Days	17	3-5	0-0	2	0	1	0	0	6
Kirksey	15	2-5	1-5	5	0	1	1	1	5
Morgan	33	4-13	8-11	8	1	2	0	1	16
<b>Totals</b>	<b>200</b>	<b>28-75</b>	<b>14-22</b>	<b>33</b>	<b>8</b>	<b>13</b>	<b>1</b>	<b>10</b>	<b>75</b>

FSU: 51 49 100  
S.E. Missouri St.: 29 46 75  
Attendance: 4,701

# Game 8



In its final tuneup before jumping into Atlantic Coast Conference play, Florida State survived a scare from Detroit, holding off the Titans for an 84-83 win. FSU dodged the bullet when the Titans missed two potential game-winning shots in the final five seconds. The Seminoles built a 10-point advantage midway through the second half but could not put Detroit away. Though FSU never lost the lead, the Titans trimmed the margin to 82-81 with 1:25 to play. Freshman Corey Louis knocked in a pair of crucial free throws with 1:13 left, but Detroit scored to make it 84-83 with 57 seconds remaining. The Titans got a timeout with 20 seconds left after FSU failed to score, but could not convert the winning bucket. Bob Sura led three Seminoles in double figures with 28 points, followed by James Collins with 18.

<b>FSU Detroit-Mercy</b>	<b>84</b> <b>83</b>	<b>Game 8</b> <b>December 29, 1994</b> <b>Tallahassee, Florida</b>
--------------------------	------------------------	--------------------------------------------------------------------------

FSU Name	MP	FG M-A	FT M-A	REB	A	TO	BS	S	TP
Wooden	7	3-5	0-0	0	0	0	1	0	6
Sura	36	8-13	10-14	7	5	2	0	0	28
Curry	15	1-6	0-0	7	2	1	0	0	2
Greer	27	2-3	0-0	1	2	0	0	0	5
Carroll	25	4-6	0-0	3	1	0	0	1	11
Collins	35	6-12	4-6	6	3	6	0	1	18
Luchman	16	3-3	1-3	2	1	0	1	1	7
Reid	9	0-1	1-2	2	0	4	1	0	1
Louis	27	1-5	4-5	4	0	1	3	0	6
<b>Totals</b>	<b>200</b>	<b>28-56</b>	<b>20-31</b>	<b>34</b>	<b>14</b>	<b>14</b>	<b>6</b>	<b>3</b>	<b>84</b>

3-Point Field Goals:  
FSU: Carroll 3-6, Sura 2-4, Collins 2-6, Greer 1-1, Curry 0-3  
Detroit-Mercy: Rogusson 2-3, Jackson 2-5, Bowers 1-2, Pickett 1-3, Montgomery 0-1, Donke 0-1

Detroit-Mercy Name	MP	FG M-A	FT M-A	REB	A	TO	BS	S	TP
Alexander	12	1-3	0-0	2	1	2	0	0	2
Jackson	35	4-8	2-2	4	9	3	0	2	12
Bowers	12	1-5	2-2	1	0	0	1	1	5
Jenkins	19	3-7	0-0	2	0	0	1	0	5
Pickett	25	6-12	2-2	3	1	2	0	0	15
Montgomery	10	1-2	0-0	0	0	1	0	0	2
Rogusson	20	7-12	0-0	4	1	0	1	0	16
Donke	7	0-2	0-0	1	1	0	0	0	0
Rembert-Thomas	22	3-5	7-8	6	4	1	1	1	13
LeBarry	29	3-6	0-0	4	0	1	0	0	6
Turner	9	3-5	0-0	1	0	0	0	0	5
<b>Totals</b>	<b>200</b>	<b>32-65</b>	<b>13-14</b>	<b>32</b>	<b>15</b>	<b>13</b>	<b>2</b>	<b>5</b>	<b>83</b>

FSU: 47 37 84  
Detroit-Mercy: 44 39 83  
Attendance: 4,545

# Game 8

## Virginia Cavaliers

Florida State never led in an 81-75 loss to Virginia in the ACC opener for both teams. The Seminoles trailed by as many as 13 points in the second half, but pulled to within two (77-75) on a three-point shot by Avery Curry with 19.9 seconds remaining. The 3-point shot spelled doom for the Seminoles, however, as the visitors nailed 11-of-21 shots from behind the arc, including five by Harold Deane. Bob Sura hit the biggest three of the night with 2:22 to play as he passed Jim Oler as the school's all-time leading scorer. That basket closed out a 30-point night for Sura. A 12-4 run by Virginia to start the second half kept the Seminoles playing catch-up.

<b>FSU</b>	<b>75</b>	<b>Game 9</b>
<b>Virginia</b>	<b>81</b>	<b>January 4, 1995</b>
<b>Tallahassee, Florida</b>		

FSU Name	MP	FG M-A	FT M-A	REB A	TO	BS	S	TP
Sura	38	9-17	9-11	8	4	2	0	30
Greer	22	2-3	0-0	2	4	1	0	4
Collins	33	6-9	2-4	6	1	0	0	15
Reid	21	2-5	0-0	4	0	4	3	4
Louis	27	4-10	0-1	3	0	1	3	8
Wooden	5	0-2	0-0	0	0	0	0	0
Curry	20	2-5	0-0	5	2	0	0	5
Carroll	25	3-5	0-0	2	0	2	0	9
Luchman	9	0-0	0-0	1	0	1	2	0
<b>Totals</b>	<b>200</b>	<b>29-58</b>	<b>11-15</b>	<b>32</b>	<b>11</b>	<b>8</b>	<b>4</b>	<b>75</b>

**3-Point Field Goals:**

FSU: Carroll 3-4, Sura 3-8, Collins 1-3, Curry 1-3  
 Virginia: Deane 5-10, Alexander 4-5, Staples 2-4, Willford 0-2

Virginia Name	MP	FG M-A	FT M-A	REB A	TO	BS	S	TP
Burrough	28	3-10	1-2	5	1	1	0	3
Alexander	33	8-14	1-3	6	2	3	0	21
Robinson	26	2-4	0-0	2	0	1	0	4
Deane	35	7-14	9-10	5	0	1	0	28
Alexander	20	1-1	0-0	3	0	0	0	2
Staples	12	2-4	1-2	2	0	0	0	7
Willford	16	0-6	0-6	4	0	0	0	0
Barnes	21	4-6	0-0	1	0	2	1	9
Nolan	9	2-4	0-0	3	0	0	0	4
<b>Totals</b>	<b>200</b>	<b>29-63</b>	<b>12-17</b>	<b>33</b>	<b>8</b>	<b>6</b>	<b>1</b>	<b>61</b>

FSU: 33 42 75  
 Virginia: 34 47 81  
 Attendance: 5,688

# Game 10

## Wake Forest Demon Deacons

Wake Forest's inside-outside tandem of Tim Duncan and Randolph Childress proved too much for the Seminoles in a 72-64 loss. The Demon Deacon duo combined for 53 points, 22 of which came at the free throw line. After FSU led 3-0 the Deacons went on a 15-3 run, but FSU pulled even at 29-29 with 1:30 to play in the first half. Wake outscored FSU 10-4 to extend a 33-29 halftime lead into a 10-point advantage. FSU would cut it to two points at 46-44 with 13:20 to play, but that was as close as it would get. Wake won the game at the foul line, sinking 25-of-32 free throws in the second half. Duncan's 20 rebounds matched the most ever by an FSU opponent.

<b>FSU</b>	<b>64</b>	<b>Game 10</b>
<b>Wake Forest</b>	<b>72</b>	<b>January 7, 1995</b>
<b>Winston-Salem, North Carolina</b>		

FSU Name	MP	FG M-A	FT M-A	REB A	TO	BS	S	TP
Sura	38	9-24	2-3	5	2	2	0	23
Louis	23	3-8	0-0	11	0	1	2	6
Luchman	10	0-5	0-0	3	0	0	0	0
Greer	27	1-2	0-3	4	3	2	0	2
Collins	32	5-12	6-11	8	1	3	0	19
Wooden	13	0-0	0-0	2	0	1	1	0
Curry	13	1-3	1-3	5	0	3	0	4
Carroll	23	3-10	0-0	2	0	1	0	6
Reid	15	1-5	2-2	5	0	1	1	4
<b>Totals</b>	<b>200</b>	<b>23-69</b>	<b>11-19</b>	<b>48</b>	<b>6</b>	<b>14</b>	<b>4</b>	<b>54</b>

**3-Point Field Goals:**

FSU: Sura 3-7, Collins 3-8, Curry 1-3, Greer 0-1, Carroll 0-2  
 Wake Forest: Childress 3-9, LaRue 1-4, Carty 0-2, Goolsby 0-2, Peral 0-1, Banks 0-1

Wake Forest Name	MP	FG M-A	FT M-A	REB A	TO	BS	S	TP
Childress	38	7-15	10-11	1	3	1	1	3
Rutland	25	0-3	4-4	3	0	3	0	1
Duncan	39	7-11	12-14	20	1	4	5	1
Peral	29	0-6	2-4	3	1	2	0	2
Banks	27	2-4	0-2	2	0	0	0	4
LaRue	20	2-5	0-0	3	0	0	1	5
Carty	2	0-2	0-0	0	0	0	0	0
Allen	14	1-3	2-4	5	0	2	0	1
Goolsby	6	0-2	0-0	0	0	0	0	0
<b>Totals</b>	<b>200</b>	<b>19-51</b>	<b>30-39</b>	<b>39</b>	<b>5</b>	<b>12</b>	<b>6</b>	<b>72</b>

FSU: 29 35 64  
 Wake Forest: 33 39 72  
 Attendance: 13,721

# Game 11

## Maryland Terrapins

FSU suffered through its worst shooting night of the season in a 70-57 loss to Maryland at home. The Seminoles shot just 29.3 percent from the floor including a frigid 5-of-34 from behind the 3-point arc. After holding an early lead the Seminoles needed a 5-0 run to close out the first half down 31-28. But Maryland scored the first eight points of the second half and kept a four-to-eight-point advantage throughout. Despite its shooting woes, FSU trailed by only five points with 1:38 to play. The Terps padded the lead by making 8-of-10 free throws in the final 1:11. James Collins led the Tribe with 18 points. Florida State rejected a season-high 15 shots, including a career-best nine by Corey Louis.

<b>FSU</b>	<b>57</b>	<b>Game 11</b>
<b>Maryland</b>	<b>70</b>	<b>January 10, 1995</b>
<b>Tallahassee, Florida</b>		

FSU Name	MP	FG M-A	FT M-A	REB A	TO	BS	S	TP
Sura	39	5-17	2-2	11	5	1	1	13
Greer	27	2-7	0-0	2	0	1	0	5
Collins	35	8-23	0-0	6	0	3	1	19
Luchman	19	1-3	1-4	7	0	1	1	3
Louis	36	3-11	2-2	8	0	4	9	8
Curry	14	1-2	1-2	4	0	1	0	4
Reid	8	0-2	0-0	2	0	3	1	0
Carroll	15	2-5	2-2	1	0	1	0	6
Wooden	6	0-1	0-0	0	0	0	1	0
<b>Totals</b>	<b>200</b>	<b>22-75</b>	<b>8-12</b>	<b>46</b>	<b>5</b>	<b>15</b>	<b>14</b>	<b>27</b>

**3-Point Field Goals:**

FSU: Collins 2-11, Greer 1-4, Curry 1-5, Sura 1-11, Carroll 0-3  
 Maryland: Jaskevicius 1-2, Hopp 1-3, Simpkins 0-1, Rhodes 0-1, Boom 0-1, Lucas 0-1, Bristol 0-1

Maryland Name	MP	FG M-A	FT M-A	REB A	TO	BS	S	TP
Hopp	30	4-11	5-7	7	2	3	0	2
Simpkins	34	1-4	4-4	1	2	3	0	1
Rhodes	34	7-12	2-4	6	2	1	0	2
Boom	32	1-8	3-5	5	1	2	0	5
Smith	35	5-10	6-11	18	0	1	3	18
Jaskevicius	5	1-4	0-0	0	1	0	0	0
Lucas	11	0-5	0-2	1	0	0	0	0
Elliott	7	1-2	1-2	3	0	0	0	3
Bristol	11	2-4	1-2	5	0	0	0	2
<b>Totals</b>	<b>200</b>	<b>22-60</b>	<b>14-24</b>	<b>52</b>	<b>8</b>	<b>10</b>	<b>3</b>	<b>70</b>

FSU: 28 29 57  
 Maryland: 31 39 70  
 Attendance: 8,232

# Game 12

## N.C. State Wolfpack

Coming off of its worst shooting performance of the season, FSU shot better than 61 percent from the floor in a 107-79 rout of North Carolina State in Tallahassee. Bob Sura recorded a triple-double with 19 points, 12 rebounds and 12 assists. James Collins and Corey Louis hit for 22 points each, a career high for Louis. The Seminoles led by as many as 21 in the first half and pushed the lead to 32 late in the game. Florida State owned the boards, out rebounding the Wolfpack 54-31. The win was the first of the year for the Seminoles in ACC play after three straight setbacks. FSU's 107 points were the most scored all season, and Sura's triple double was the first in school history, just the 13th in ACC history and only the third in an ACC game.

<b>FSU</b>	<b>107</b>	<b>Game 12</b>
<b>N.C. State</b>	<b>79</b>	<b>January 15, 1995</b>
<b>Tallahassee, Florida</b>		

FSU Name	MP	FG M-A	FT M-A	REB A	TO	BS	S	TP
Wooden	20	4-8	0-0	4	5	1	0	8
Sura	33	5-9	9-12	12	12	4	0	19
Greer	23	3-3	0-0	6	3	2	0	7
Collins	33	10-15	0-0	8	1	4	0	22
Louis	25	9-12	4-4	8	2	0	5	22
Shepherd	7	0-0	3-4	2	2	1	0	3
Curry	19	2-4	3-8	2	1	1	0	7
Mulligan	3	0-3	0-0	0	0	0	0	0
Carroll	22	4-8	0-0	3	0	4	0	10
Luchman	6	1-3	0-0	1	0	1	1	2
Reid	9	3-5	1-1	6	0	2	1	7
<b>Totals</b>	<b>200</b>	<b>41-67</b>	<b>20-27</b>	<b>54</b>	<b>26</b>	<b>20</b>	<b>7</b>	<b>107</b>

**3-Point Field Goals:**

FSU: Collins 2-4, Carroll 2-6, Greer 1-1, Sura 0-2, Curry 0-2, Mulligan 0-1  
 N.C. State: McCuller 4-10, Davis 2-3, Hyatt 2-6, Sutton 0-1, Daniels 0-2, Benjamin 0-4, Harrison 0-5

N.C. State Name	MP	FG M-A	FT M-A	REB A	TO	BS	S	TP
McCuller	29	7-15	7-9	2	2	1	0	25
Benjamin	31	4-14	1-2	4	4	6	0	9
Daniels	20	1-6	5-6	5	0	2	0	7
Feggens	26	3-9	1-1	3	0	1	1	7
Fuller	19	1-4	3-4	4	0	1	0	5
Davis	15	5-6	2-2	1	0	0	0	14
Sutton	3	0-1	0-0	1	0	1	0	0
Hyatt	21	3-10	0-0	4	1	3	0	8
Harrison	21	1-6	0-0	0	0	1	0	2
Wilson	11	1-5	0-0	0	0	0	0	1
Richardson	1	0-1	0-0	1	0	0	0	0
Kretzer	1	0-1	0-0	1	0	0	0	0
<b>Totals</b>	<b>200</b>	<b>26-78</b>	<b>19-24</b>	<b>31</b>	<b>8</b>	<b>16</b>	<b>1</b>	<b>79</b>

FSU: 52 55 107  
 N.C. State: 35 43 79  
 Attendance: 6,039



# Game 13

# Clemson *Tigers*

Bob Sura drained a 3-point shot from well beyond the top of the key with 1.6 seconds remaining to lift Florida State to a 67-66 win at Clemson. Sura hit for a game-high 23 points with four 3-point baskets, the last of which capped a 17-5 run that allowed the Seminoles to overcome a 61-50 deficit over the game's final 4:45. LaMarr Greer's clutch three cut Clemson's lead to 66-64 with 52.8 seconds to play. The Tigers milked the shot clock but did not score, setting up Sura's heroics. After taking a 46-45 lead with 13:56 to play, Florida State went almost six minutes without a point as Clemson reeled off 13 straight. But FSU fought back behind 61 percent shooting from the floor in the second half. Bruce Martin made five threes and led the Tigers with 19 points on the night. James Collins scored 20 points for FSU in upping the Tribe's record to 8-5 overall and 2-3 in the ACC.

<b>FSU</b>	<b>67</b>	<b>Game 13</b>	<b>70</b>
<b>Clemson</b>	<b>66</b>	<b>January 18, 1995</b>	<b>North Carolina</b>
		<b>Tallahassee, Florida</b>	

FSU Name	MP	FG M-A	FT M-A	REB A	TO	BS	S	TP
Sura	40	6-9	7-11	5	7	1	0	2 23
Louis	25	0-2	3-4	6	0	2	3	0 3
Wooden	14	1-1	1-2	1	0	0	1	0 3
Greer	32	4-5	0-0	4	5	1	1	0 11
Collins	38	6-13	4-6	3	1	1	0	0 20
Curry	16	0-0	0-0	2	0	3	0	0 0
Carroll	31	1-9	2-2	3	0	1	0	0 5
Reid	6	1-1	0-1	1	0	2	0	0 2
Totals	200	19-40	17-26	27	13	11	4	3 67

**3-Point Field Goals:**  
 FSU: Sura 4-8, Collins 4-8, Greer 3-4, Carroll 1-8  
 Clemson: Martin 5-7, Reigold 1-1, Turbe 0-1, Harster 0-2, Coak 0-3

Clemson Name	MP	FG M-A	FT M-A	REB A	TO	BS	S	TP
Kelly	21	3-4	0-0	2	1	0	1	0 6
Buckner	35	4-8	4-6	7	3	0	0	2 12
Turbe	22	2-5	0-0	1	2	2	0	0 2 4
Martin	28	5-8	4-4	0	0	1	0	0 19
Coak	33	5-12	2-2	2	6	0	0	1 10
Harster	28	1-5	4-4	2	3	3	0	1 6
Reigold	25	4-6	0-2	6	2	0	0	0 9
Scott	3	0-0	0-0	1	0	0	0	0 0
Johnson	3	0-1	0-0	0	0	0	0	0 0
Totals	200	24-49	12-16	24	17	7	1	6 66

**FSU:** 29 38 67  
**Clemson:** 32 34 66  
**Attendance:** 8,500

# Game 14

# Duke *Blue Devils*

Bob Sura scored 23 points, grabbed nine rebounds and added five steals and five assists in a win over Duke. The win was the third in six days for FSU. Corey Louis scored 21 points on 7-of-9 shooting and hit his first 3-point basket as the horn sounded to end the first half, giving FSU a 45-39 lead. The Seminoles led by 15 (30-15) 12 minutes in, but Duke scored the next nine points. The lead changed hands six times in the second half until FSU took the lead for good with 4:10 to play on a free throw by Derrick Carroll. FSU missed three free throws and committed a lane violation in the final minute. With a chance to tie the game, Duke's Jeff Capel missed a late 3-point shot and Sura grabbed the rebound to secure the win.

<b>FSU</b>	<b>78</b>	<b>Game 14</b>	<b>68</b>
<b>Duke</b>	<b>75</b>	<b>January 21, 1995</b>	<b>Georgia Tech</b>
		<b>Tallahassee, Florida</b>	

FSU Name	MP	FG M-A	FT M-A	REB A	TO	BS	S	TP
Wooden	25	3-6	2-4	4	0	1	5	1 8
Sura	40	9-13	5-7	9	5	4	0	5 23
Greer	29	2-6	0-0	2	4	2	0	0 5
Collins	38	5-11	0-0	2	2	3	1	1 14
Louis	27	7-9	6-6	7	0	0	3	0 21
Curry	11	0-1	0-1	2	0	1	0	0 1
Carroll	15	2-4	1-2	3	1	1	0	0 5
Luchman	6	0-0	0-0	0	0	1	0	0 0
Reid	9	1-2	0-0	1	0	0	0	0 2
Totals	200	29-52	14-20	30	12	13	9	8 78

**3-Point Field Goals:**  
 FSU: Collins 4-8, Louis 1-1, Greer 1-2, Carroll 0-1, Sura 0-2  
 Duke: Capel 4-7, Wojciechowski 2-2, Parks 1-3, Langston 1-4, Collins 0-1

Duke Name	MP	FG M-A	FT M-A	REB A	TO	BS	S	TP
Capel	37	9-14	0-0	6	8	4	0	0 22
Wojciechowski	23	2-4	0-0	0	1	3	0	2 6
Langston	27	3-10	2-2	2	1	1	0	0 9
Parks	40	9-20	5-8	11	0	2	0	1 24
Meek	27	2-4	1-3	6	0	0	0	1 5
Price	18	2-5	2-2	2	0	0	0	1 6
Collins	15	0-3	0-0	2	0	2	0	0 0
Moore	13	1-1	1-2	0	1	0	0	0 3
Totals	200	28-51	11-15	33	11	12	0	5 75

**FSU:** 45 33 78  
**Duke:** 39 36 75  
**Attendance:** 12,117

# Game 15

# North Carolina *Tar Heels*

Dante Calabria made eight 3-point field goals to lead a barrage of threes that put away visiting FSU. North Carolina spurred to an early lead and held a 48-36 halftime advantage. But Florida State cut the margin to eight on three occasions in the second half, the last time on a layup by Corey Louis with 12:33 to play that made it 61-53. Carolina outscored FSU 39-17 from that point, including a 19-0 run late in the game. Louis led Florida State with a career-high 26 points. Carolina starters scored 98 of its 100 points, led by Calabria with 26. It was the Seminoles' worst loss since a 101-69 defeat at UNLV in December of 1990. UNC set a school record with 17 3-point shots, shooting 68 percent from behind the arc.

<b>FSU</b>	<b>70</b>	<b>Game 15</b>	<b>70</b>
<b>North Carolina</b>	<b>100</b>	<b>January 25, 1995</b>	<b>North Carolina</b>
		<b>Chapel Hill, North Carolina</b>	

FSU Name	MP	FG M-A	FT M-A	REB A	TO	BS	S	TP
Collins	37	4-10	0-0	3	3	0	0	11
Louis	36	13-20	0-0	6	0	2	2	1 26
Wooden	17	1-2	0-0	1	0	0	1	1 2
Greer	34	1-5	0-0	3	5	2	0	3 2
Sura	38	4-15	1-4	6	6	3	0	2 12
Curry	7	0-2	0-0	1	1	0	0	0 0
Carroll	25	6-10	0-0	1	2	1	0	1 16
Luchman	4	0-1	1-2	0	0	1	0	0 1
Shepherd	1	0-1	0-0	0	0	0	0	0 0
Reid	1	0-0	0-0	2	0	0	1	0 0
Totals	200	29-66	2-6	29	17	12	4	8 70

**3-Point Field Goals:**  
 FSU: Carroll 4-7, Collins 3-8, Sura 3-9, Curry 0-1, Shepherd 0-1, Greer 0-2  
 North Carolina: Calabria 8-11, Moltnis 4-6, Williams 3-6, Stackhouse 2-2, Landry 0-1, Lynn 0-1

North Carolina Name	MP	FG M-A	FT M-A	REB A	TO	BS	S	TP
Calabria	33	9-13	0-0	5	3	0	0	3 26
Stackhouse	35	9-13	0-1	8	5	4	2	1 20
Wallace	33	7-10	0-0	6	1	0	1	0 14
Williams	31	7-13	1-2	6	3	3	0	1 18
Moltnis	35	7-10	2-3	2	13	3	0	2 20
Williams	3	0-0	0-0	0	2	1	0	0 0
Landry	13	0-1	0-0	1	3	1	0	0 0
Zakker	9	1-3	0-0	1	0	1	0	0 2
Gath	2	0-0	0-0	0	0	0	0	0 0
Lynn	2	0-1	0-0	0	0	0	0	0 0
McNary	1	0-2	0-0	1	0	0	0	0 0
Neal	1	0-0	0-0	0	0	0	1	0 0
Barnes	1	0-1	0-0	0	0	0	0	0 0
Totals	200	40-67	3-6	37	30	13	3	8 100

**FSU:** 35 34 70  
**North Carolina:** 45 52 100  
**Attendance:** 21,572

# Game 16

# Georgia Tech *Yellow Jackets*

Behind the 27-point, eight-rebound and six-assist performance of senior guard Travis Best, Georgia Tech beat Florida State for the first time since FSU joined the ACC. All five Tech starters reached double figures as the Jackets snapped a six-game losing streak to FSU. Michael Maddox, subbing for injured All-ACC forward James Forrest, scored 14 points and collected a game-high 11 boards. Florida State could not get a shot to fall in the opening minutes, but was able to erase an early deficit with an 11-0 run and held a 35-34 lead at the half. The Jackets used a 9-0 run midway through the second half to take a 56-47 lead and kept the ball in Best's hands down the stretch. Bob Sura led FSU with 20 points.

<b>FSU</b>	<b>68</b>	<b>Game 16</b>	<b>81</b>
<b>Georgia Tech</b>	<b>81</b>	<b>January 29, 1995</b>	<b>Tallahassee, Florida</b>

FSU Name	MP	FG M-A	FT M-A	REB A	TO	BS	S	TP
Wooden	9	0-1	0-0	2	1	0	1	0 0
Sura	40	9-14	0-0	7	6	7	0	3 20
Greer	28	2-8	0-0	1	2	1	0	3 4
Collins	33	9-7	5-4	1	0	5	0	1 11
Louis	37	4-16	2-3	5	1	3	1	2 10
Curry	21	3-4	0-0	2	0	2	0	0 9
Carroll	27	3-9	0-0	7	0	2	0	0 9
Reid	7	2-2	1-3	2	0	0	0	0 5
Totals	200	26-61	5-10	29	10	20	2	9 68

**3-Point Field Goals:**  
 FSU: Curry 3-4, Carroll 3-7, Sura 2-4, Collins 2-5, Greer 0-4  
 Georgia Tech: Maddox 1-2, Best 1-4, Barry 1-5, Williams 0-1

Georgia Tech Name	MP	FG M-A	FT M-A	REB A	TO	BS	S	TP
Best	39	9-16	8-9	8	6	6	0	3 27
Eliama	36	7-11	1-2	7	0	2	0	0 15
Barry	35	3-8	3-3	6	4	5	0	0 10
Harping	39	4-12	5-6	6	2	1	0	6 13
Maddox	33	6-9	1-0	11	1	1	2	0 14
Williams	13	1-2	0-0	0	0	2	0	0 2
Harlicka	0	0-0	0-0	0	0	0	0	0 0
Kelly	0	0-0	0-0	0	0	0	0	0 0
Hodge	3	0-1	0-0	1	0	0	0	0 0
Totals	200	30-59	18-22	40	13	18	2	9 81

**FSU:** 35 33 68  
**Georgia Tech:** 34 47 81  
**Attendance:** 7,225

# Game 17 UNC-Greensboro Spartans

Florida State turned up the defensive pressure in the second half to force 13 turnovers and pulled away from a pesky UNC-Greensboro in the Greensboro Coliseum. James Collins led the Seminoles with 25 points and Corey Louis grabbed a season-high 15 rebounds, 11 in the second half. Louis added 12 points and Bob Sura netted 10 with six assists. The Seminoles began the second half with a 10-2 run behind five straight points from Kirk Luchman. FSU built its lead to 18 with 5:47 to play on a layup by Collins.

<b>FSU</b>	<b>75</b>	<b>Game 17</b>
<b>UNC-Greensboro</b>	<b>65</b>	<b>February 1, 1995</b>
		<b>Greensboro, North Carolina</b>

FSU Name	MP	FG M-A	FT M-A	REB A	TO	BS	S	TP
Collins	33	10-13	2-2	3	2	4	0	3
Louis	23	5-9	2-4	15	0	1	1	0
Luchman	23	4-6	1-3	9	0	1	3	0
Sura	38	3-15	3-6	5	6	6	0	2
Shepherd	8	0-2	0-0	0	1	1	0	0
Wooden	1	0-0	0-0	1	0	0	0	0
Curry	23	4-7	0-1	6	4	2	0	0
Greer	15	1-3	1-2	2	0	3	0	1
Carroll	13	2-5	0-0	0	0	1	0	0
Reid	23	1-4	0-0	3	1	1	0	1
<b>Totals</b>	<b>200</b>	<b>30-64</b>	<b>9-18</b>	<b>46</b>	<b>14</b>	<b>20</b>	<b>4</b>	<b>7</b>

**3-Point Field Goals:**  
 FSU: Collins 2-5, Greer 1-2, Carroll 1-3, Sura 1-7, Shepherd 0-2, Curry 0-2  
 UNC-Greensboro: Hartzell 3-9, Clifton 1-1, Woodland 1-3, Nix 0-3, Gilbert 0-3

UNC-Greensboro Name	MP	FG M-A	FT M-A	REB A	TO	BS	S	TP
Davis	28	3-7	0-0	2	2	1	0	1
Clifton	13	2-2	0-0	1	1	0	0	1
Brunson	20	4-8	1-2	8	1	2	0	0
Hartzell	38	5-13	0-0	4	6	1	0	4
Nix	32	4-9	2-2	2	5	3	0	1
Williams	5	1-2	0-0	1	0	1	0	0
Woodland	15	1-6	0-0	1	2	0	0	2
Cutrell	28	4-8	1-2	7	0	1	3	1
Daughtry	4	1-6	0-2	3	2	1	0	1
Gilbert	17	3-8	0-0	4	0	0	2	0
<b>Totals</b>	<b>200</b>	<b>28-66</b>	<b>4-8</b>	<b>34</b>	<b>19</b>	<b>13</b>	<b>5</b>	<b>11</b>

**FSU:** 40    **35**    **75**  
**UNC-Greensboro:** 39    **26**    **65**  
**Attendance:** 4,777

# Game 18 Wake Forest Demon Deacons

James Collins' 10-foot baseline jumper over Tim Duncan gave FSU a 69-67 lead with 22.1 seconds to play and the Seminoles survived a last second 3-point attempt by Randolph Childress to hold on for a hard-fought win over Wake Forest. FSU kept its postseason hopes alive, getting 19 points and five assists from Bob Sura. James Collins added 17 points and Corey Louis chipped in 13 and 10 rebounds. Off the bench, Andre Reid held Wake center Tim Duncan to just two free throws after the break. Duncan scored 14 first half points as Wake held the lead throughout the half. Sura's half court runner banked in at the buzzer to cut Wake's lead to 36-35 at the break. FSU used a trapping 1-3-1 defense in the second half to bother the Deacons. Reid played 19 minutes in the second half and finished with seven points and six rebounds while "smothering" Duncan.

<b>FSU</b>	<b>69</b>	<b>Game 19</b>
<b>Wake Forest</b>	<b>67</b>	<b>February 8, 1995</b>
		<b>Tallahassee, Florida</b>

FSU Name	MP	FG M-A	FT M-A	REB A	TO	BS	S	TP
Sura	36	6-14	6-9	2	5	4	0	2
Greer	24	3-8	0-0	3	4	1	0	1
Collins	34	7-12	1-1	4	2	1	0	0
Luchman	13	0-0	0-0	0	1	0	0	0
Louis	36	5-11	3-3	10	1	2	0	0
Wooden	4	0-0	0-0	0	0	0	0	0
Curry	10	1-2	1-2	2	0	0	0	0
Carroll	7	1-1	0-0	2	0	1	0	1
Reid	20	3-5	1-2	6	0	0	1	1
<b>Totals</b>	<b>200</b>	<b>28-53</b>	<b>12-17</b>	<b>31</b>	<b>13</b>	<b>10</b>	<b>3</b>	<b>8</b>

**3-Point Field Goals:**  
 FSU: Collins 2-4, Curry 1-1, Carroll 1-1, Sura 1-4, Greer 0-4  
 Wake Forest: LaRue 4-8, Rutland 3-6, Childress 3-9, Braswell 0-1

Wake Forest Name	MP	FG M-A	FT M-A	REB A	TO	BS	S	TP
Duncan	40	5-8	6-6	12	1	4	2	0
Childress	40	7-16	1-2	1	3	2	0	1
Braswell	14	0-2	3-3	2	2	1	0	0
Banks	35	2-8	0-0	6	4	2	1	0
Feral	31	1-4	0-0	5	1	0	0	0
LaRue	20	5-9	0-0	1	0	1	0	0
Rutland	20	3-8	1-1	1	0	1	0	1
<b>Totals</b>	<b>200</b>	<b>23-55</b>	<b>11-12</b>	<b>30</b>	<b>11</b>	<b>11</b>	<b>3</b>	<b>2</b>

**FSU:** 35    **34**    **69**  
**Wake Forest:** 36    **31**    **67**  
**Attendance:** 6,111

# Game 18 Virginia Cavaliers

FSU came close to stealing a much needed win on the road, but was outscored 17-4 in OT and lost at Virginia. FSU held a 35-28 lead at the half after James Collins slammed home a LaMarr Greer miss at the buzzer, but UVa opened the half with a 12-0 run, holding FSU scoreless for the first 6:37. FSU tied the score at 40 after three free throws and a basket by Bob Sura, and held small leads down the stretch. Sura tied the score at 59 with 20 seconds left by hitting the first of two free throws, but missed the second and the game eventually went into OT, where UVa took over for its 8th straight overtime win. Sura (15 pts/13 reb/6 ast) and Corey Louis (13 pts/12 reb) posted double-doubles for FSU. Junior Burrough led UVa with 26 points - 19 after the break - and 19 caroms.

<b>FSU</b>	<b>63</b>	<b>Game 18</b>
<b>Virginia</b>	<b>76</b>	<b>February 4, 1995</b>
		<b>Charlottesville, Virginia</b>

FSU Name	MP	FG M-A	FT M-A	REB A	TO	BS	S	TP
Collins	29	5-13	0-1	4	0	2	1	0
Louis	40	5-11	3-3	12	1	1	1	0
Luchman	14	1-2	0-0	1	0	0	2	0
Sura	40	5-18	4-6	13	6	3	2	1
Shepherd	20	1-6	0-0	2	3	2	0	0
Carroll	29	2-3	2-2	5	3	0	0	0
Curry	11	1-6	0-0	2	0	3	1	0
Reid	9	1-2	0-0	0	2	0	1	2
Wooden	8	2-3	0-0	0	0	1	0	0
Greer	25	1-4	2-2	2	1	1	0	0
<b>Totals</b>	<b>225</b>	<b>24-73</b>	<b>11-14</b>	<b>45</b>	<b>14</b>	<b>15</b>	<b>7</b>	<b>2</b>

**3-Point Field Goals:**  
 FSU: Curry 1-2, Carroll 1-6, Collins 1-7, Sura 1-6, Greer 0-2, Shepherd 0-3  
 Virginia: Staples 4-10, Alexander 2-5, Deane 1-6, Robinson 0-3

Virginia Name	MP	FG M-A	FT M-A	REB A	TO	BS	S	TP
Burrough	44	8-16	10-14	10	0	2	1	0
Robinson	17	1-5	2-2	0	0	0	0	0
Alexander	24	2-3	0-0	1	0	0	1	0
Alexander	45	4-12	2-4	8	8	4	0	4
Deane	35	1-8	10-11	0	6	0	0	2
Willford	19	1-6	1-2	13	0	2	1	1
Barnes	5	0-2	0-0	0	1	2	0	1
Staples	30	5-11	0-0	2	0	1	0	0
Nolan	6	0-0	0-0	0	0	0	0	0
<b>Totals</b>	<b>225</b>	<b>22-63</b>	<b>25-33</b>	<b>45</b>	<b>15</b>	<b>10</b>	<b>4</b>	<b>8</b>

**FSU:** 35    **24**    **63**  
**Virginia:** 28    **31**    **76**  
**Attendance:** 7,509



Florida State's win over then number 11 Wake Forest last season was its first over a team ranked in the Associated Press top 25 in 12 tries. The Seminoles snapped a string of eight straight losses to ranked opponents earlier in the year with a 68-67 win over USA Today/CNN number 24 Clemson.

# Game 20

# Maryland Terrapins

With Bob Sura slowed by the flu, FSU still managed to put a score into Maryland. The Terps shook the stubborn Seminoles with a 16-3 run over the final 5:20 after FSU had pulled within two at 64-62. FSU held a 33-29 lead late in the first half thanks to a career-high 17 first half points by Scott Shepherd. But Maryland outscored FSU 9-0 to end the half and extended the lead to 41-33 with the first three points after the break, capping a 12-0 run that FSU head coach Pat Kennedy said "destroyed" his team. FSU fought back to reclaim the lead at 51-50 on a trifecta by Sura with 14:01 to play. Sura became the first Seminole to score 2,000 career points with his first basket of the game. A dunk by Corey Louis gave the Tribe its last lead at 55-53 with 12:32 to go. Before the contest was over Florida State would commit a season-high 24 turnovers.

<b>FSU</b>	<b>65</b>	<b>Game 20</b>
<b>Maryland</b>	<b>80</b>	<b>February 11, 1995</b>
		<b>College Park, Maryland</b>

FSU Name	MP	FG M-A	FT M-A	REB A	TO	BS	S	TP	
Carroll	25	4-9	1-2	9	0	5	0	1	10
Louis	37	3-8	1-3	2	0	4	6	0	7
Luchman	13	2-2	1-2	3	1	0	1	0	5
Greer	13	0-4	0-0	3	3	2	0	0	0
Collins	32	3-13	2-2	6	4	1	0	0	10
Shepherd	27	7-9	0-0	5	2	3	0	0	17
Sura	27	3-6	4-4	7	7	4	0	0	12
Reid	9	0-0	0-0	0	0	3	0	0	0
Wooden	17	2-6	0-0	6	1	4	2	1	4
<b>Totals</b>	<b>200</b>	<b>24-57</b>	<b>9-13</b>	<b>41</b>	<b>18</b>	<b>24</b>	<b>9</b>	<b>2</b>	<b>65</b>

**3-Point Field Goals:**  
 FSU: Shepherd 3-3, Collins 2-6, Sura 2-5, Carroll 1-5, Greer 0-3  
 Maryland: Rhodes 4-7, Bristol 1-2, Hipp 1-3, Booth 0-1, Lucas 0-1, Simpkins 0-4

Maryland Name	MP	FG M-A	FT M-A	REB A	TO	BS	S	TP	
Hippo	30	7-12	0-0	6	6	1	0	0	15
Booth	31	3-7	5-6	4	2	2	1	4	11
Smith	39	7-14	4-5	7	1	1	3	2	18
Simpkins	37	2-5	7-8	3	5	2	0	1	11
Rhodes	33	6-12	2-3	5	6	0	3	1	13
Kovarik	6	0-0	0-0	1	2	0	0	1	0
Jaskiewicz	2	0-0	0-0	1	0	1	0	0	0
Lucas	13	1-7	0-0	2	0	0	0	0	2
Bristol	6	2-3	0-0	1	0	1	0	0	6
<b>Totals</b>	<b>200</b>	<b>28-63</b>	<b>18-22</b>	<b>32</b>	<b>22</b>	<b>8</b>	<b>7</b>	<b>9</b>	<b>80</b>

**FSU:** 33 32 65  
**Maryland:** 38 42 80  
 Attendance: 14,500

# Game 22

# Clemson Tigers

With Bob Sura on the bench, FSU went on a 16-2 run to open up a 12-point lead, then held on at the end to beat Clemson. The Tigers cut the lead to two points with 3:24 to play and again with 2:34 left, but LaMarr Greer drilled a 3-pointer at the 1:59 mark to make it 58-53, then hit four straight free throws in the final 10.4 seconds to ice it. Florida State got 55 of its 62 points from its underclassmen, led by sophomores James Collins (17) and Derrick Carroll (15).

<b>FSU</b>	<b>62</b>	<b>Game 22</b>
<b>Clemson</b>	<b>57</b>	<b>February 18, 1995</b>
		<b>Tallahassee, Florida</b>

FSU Name	MP	FG M-A	FT M-A	REB A	TO	BS	S	TP	
Sura	28	2-10	1-2	5	4	5	0	1	7
Greer	25	2-5	4-4	2	3	0	0	1	9
Carroll	40	5-13	3-3	8	0	1	0	1	15
Collins	40	6-12	2-3	3	1	2	1	2	17
Louis	35	3-7	2-2	10	0	2	3	0	8
Shepherd	3	0-2	0-0	0	0	0	0	0	0
Curry	24	2-6	1-1	4	1	1	0	1	6
Luchman	1	0-0	0-0	0	0	0	0	0	0
Reid	4	0-1	0-0	1	0	1	0	0	0
<b>Totals</b>	<b>200</b>	<b>20-59</b>	<b>13-15</b>	<b>37</b>	<b>9</b>	<b>12</b>	<b>4</b>	<b>6</b>	<b>62</b>

**3-Point Field Goals:**  
 FSU: Collins 3-6, Sura 2-5, Carroll 2-6, Greer 1-3, Curry 1-4, Shepherd 0-2  
 Clemson: Martin 3-6, Buckner 1-1, Harder 1-4, Kelly 0-1, Turse 0-1, Ragland 0-1, Coxe 0-3

Clemson Name	MP	FG M-A	FT M-A	REB A	TO	BS	S	TP	
Martin	28	4-7	0-0	2	0	0	0	0	11
Kelly	10	0-1	0-0	1	1	1	0	1	0
Coxe	32	0-5	6-6	3	3	2	0	1	6
Turse	34	3-4	0-0	5	2	1	0	1	6
Buckner	38	9-14	2-4	3	2	1	1	2	21
Johnson	5	0-1	0-0	0	0	1	0	0	0
Harder	31	2-7	2-2	3	2	3	0	0	7
Gardner	0	0-0	0-0	0	0	0	0	0	0
Ragland	22	2-7	2-2	7	1	2	1	1	6
<b>Totals</b>	<b>200</b>	<b>20-45</b>	<b>12-14</b>	<b>26</b>	<b>11</b>	<b>11</b>	<b>2</b>	<b>6</b>	<b>57</b>

**FSU:** 30 32 62  
**Clemson:** 28 29 57  
 Attendance: 6,677

# Game 21

# N.C. State Wolfpack

FSU again struggled early in the second half, scoring on just four of its first 15 possessions after the break in a loss at N.C. State. The Pack used a balanced scoring attack to build a 40-39 halftime lead into a 20-point advantage. Todd Fuller led the Pack with 29 points. James Collins paced FSU with 21 points, while Bob Sura added 20.

<b>FSU</b>	<b>77</b>	<b>Game 21</b>
<b>N.C. State</b>	<b>96</b>	<b>February 15, 1995</b>
		<b>Raleigh, North Carolina</b>

FSU Name	MP	FG M-A	FT M-A	REB A	TO	BS	S	TP	
Sura	38	6-14	5-8	5	7	2	0	2	20
Greer	25	1-4	0-0	3	2	3	2	1	3
Collins	33	7-12	3-4	2	4	3	0	2	21
Luchman	7	0-2	0-0	4	1	0	0	0	0
Louis	29	2-6	2-4	5	2	3	1	0	6
Wooden	7	2-2	0-0	0	0	1	0	0	4
Shepherd	12	1-1	0-0	0	2	0	0	0	3
Curry	12	1-7	0-0	4	2	0	0	0	2
Carroll	30	6-14	0-0	3	1	2	0	0	16
Reid	8	1-1	0-0	4	0	1	1	0	2
<b>Totals</b>	<b>200</b>	<b>27-63</b>	<b>10-16</b>	<b>35</b>	<b>21</b>	<b>15</b>	<b>4</b>	<b>5</b>	<b>77</b>

**3-Point Field Goals:**  
 FSU: Collins 4-8, Carroll 4-7, Sura 3-4, Shepherd 1-1, Greer 1-3, Curry 0-4  
 N.C. State: Hyatt 2-3, Davis 2-4, Daniels 1-2, McCuller 1-3, Benjamin 0-2

N.C. State Name	MP	FG M-A	FT M-A	REB A	TO	BS	S	TP	
McCuller	29	3-7	3-7	1	3	4	0	0	10
Benjamin	30	5-10	0-0	2	7	2	0	0	10
Hyatt	32	3-4	3-4	7	6	2	1	1	11
Daniels	21	3-6	0-0	4	3	1	0	1	7
Fuller	39	11-17	7-9	13	1	1	2	1	29
Davis	16	5-7	0-0	3	3	0	0	0	8
Harrison	13	0-1	1-2	1	2	1	0	2	1
Wilson	27	5-9	0-0	3	1	0	2	1	10
<b>Totals</b>	<b>200</b>	<b>33-61</b>	<b>14-22</b>	<b>36</b>	<b>26</b>	<b>11</b>	<b>5</b>	<b>6</b>	<b>86</b>

**FSU:** 39 38 77  
**N.C. State:** 40 46 86  
 Attendance: 12,400

# Game 23

# Florida Gators

Florida's experienced front line proved to be the difference down the stretch. Andrew DeClercq converted two three-point plays within 40 seconds to push UF's lead to 64-56 with 4:54 to play. The Gators shot 64 percent from the floor, compared to 38 for FSU. Florida went 15-for-20 in the first half, but led only 41-39 at the break as James Collins scored 20 for FSU. Collins added just four points in the second as FSU was held to a season-low 23 second half points.

<b>FSU</b>	<b>62</b>	<b>Game 23</b>
<b>Florida</b>	<b>75</b>	<b>February 20, 1995</b>
		<b>Tallahassee, Florida</b>

FSU Name	MP	FG M-A	FT M-A	REB A	TO	BS	S	TP	
Sura	38	5-13	4-6	1	8	3	0	1	14
Greer	30	3-7	0-0	3	2	0	0	2	8
Collins	38	7-17	5-7	5	1	1	0	3	24
Luchman	28	1-4	0-0	3	0	0	1	2	2
Louis	28	1-7	1-2	3	0	1	1	0	3
Wooden	1	0-0	0-0	0	0	0	0	0	0
Curry	10	0-0	0-2	0	1	0	1	0	0
Carroll	11	2-4	2-3	3	0	2	0	0	7
Reid	16	1-1	2-2	3	0	2	0	1	4
<b>Totals</b>	<b>200</b>	<b>20-53</b>	<b>14-22</b>	<b>22</b>	<b>12</b>	<b>9</b>	<b>3</b>	<b>9</b>	<b>62</b>

**3-Point Field Goals:**  
 FSU: Collins 5-12, Greer 2-5, Carroll 1-2, Sura 0-6  
 Florida: Cross 4-5, Mckens 1-1, Williams 0-1

Florida Name	MP	FG M-A	FT M-A	REB A	TO	BS	S	TP	
Thompson	18	2-4	1-2	3	0	3	0	0	5
Williams	35	1-2	1-2	2	12	6	0	2	3
Cross	39	9-15	3-3	5	1	1	0	1	25
Hill	29	5-9	3-3	3	1	2	0	0	13
DeClercq	30	6-7	6-7	4	0	2	1	1	18
Anderson	2	0-0	0-0	0	0	0	0	0	0
Williams	6	0-1	0-0	2	2	0	0	0	0
Williams	11	1-1	0-0	2	0	0	0	0	2
Mckens	20	4-5	0-1	4	1	2	0	1	9
Griffith	6	0-0	0-0	1	0	0	0	0	0
Dyckalboom	4	0-0	0-0	1	0	0	0	0	0
<b>Totals</b>	<b>200</b>	<b>28-44</b>	<b>14-18</b>	<b>31</b>	<b>17</b>	<b>17</b>	<b>1</b>	<b>5</b>	<b>75</b>

**FSU:** 39 23 62  
**Florida:** 41 34 75  
 Attendance: 9,390

# Game 24

FSU cut a 16-point deficit to four with 33 seconds to play, but could get no closer in a loss at Duke. The Seminoles once again allowed big runs going into and coming out of the half. Duke outscored the Tribe 13-4 before the break, then 15-6 to start the second half, building a 50-35 lead. Bob Sura led FSU with 24 points, nine boards and six assists. Cherokee Parks scored a game-high 25 and was 10-of-11 from the line, 4-4 in the final minute.

# Duke Blue Devils

<b>FSU Duke</b>	<b>67</b>	<b>Game 24</b>	<b>February 22, 1995</b>	<b>Durham, North Carolina</b>
-----------------	-----------	----------------	--------------------------	-------------------------------

FSU Name	MP	FG M-A	FT M-A	REB	A	TO	BS	S	TP
Sura	39	9-20	3-3	9	6	2	1	3	24
Carroll	19	1-6	0-0	2	0	3	0	0	3
Louis	22	2-5	0-0	2	0	3	0	1	4
Greer	28	1-5	0-0	1	1	1	0	2	3
Collins	33	7-12	2-3	3	1	6	0	4	18
Wooden	9	0-2	0-0	3	0	1	0	0	0
Shepherd	19	0-4	0-0	3	4	2	0	0	0
Luchman	16	4-7	1-1	1	1	0	0	1	9
Reid	16	3-5	0-0	6	0	2	0	2	6
<b>Totals</b>	<b>200</b>	<b>27-66</b>	<b>6-7</b>	<b>33</b>	<b>13</b>	<b>3</b>	<b>1</b>	<b>3</b>	<b>87</b>

**3-Point Field Goals:**  
 FSU: Sura 3-4, Collins 2-5, Greer 1-2, Carroll 1-5, Shepherd 0-3  
 Duke: Collins 1-3, Parks 1-4, Langdon 1-4, Capel 1-5, Price 0-1

# Game 26

FSU lost a 12-point first half lead, but battled back from an 11-point second half deficit before losing at Georgia Tech. Travis Best made two free throws with :32 to play to give Tech a 68-67 lead. Corey Louis missed a 15-foot jumper on FSU's last possession. Bob Sura's three point bomb at :47 gave FSU a 67-66 lead, but Best converted at the other end. Sura's nine steals matched a school mark, while FSU's 16 thefts set a new mark for Tech opponents.

# Georgia Tech Yellow Jackets

<b>FSU Georgia Tech</b>	<b>67</b>	<b>Game 26</b>	<b>March 2, 1995</b>	<b>Atlanta, Georgia</b>
-------------------------	-----------	----------------	----------------------	-------------------------

FSU Name	MP	FG M-A	FT M-A	REB	A	TO	BS	S	TP
Louis	35	6-15	0-0	13	1	5	1	1	12
Sura	39	7-10	1-4	6	3	4	0	9	16
Reid	24	2-4	2-2	5	1	5	2	0	6
Collins	42	15-20	1-2	3	1	0	0	4	26
Greer	20	0-3	0-0	3	2	4	0	0	0
Luchman	7	0-1	0-2	1	0	0	0	1	0
Curry	21	1-2	1-2	1	2	0	0	1	4
Carroll	14	1-3	0-0	1	0	0	0	0	3
<b>Totals</b>	<b>200</b>	<b>27-58</b>	<b>5-12</b>	<b>34</b>	<b>11</b>	<b>19</b>	<b>3</b>	<b>15</b>	<b>67</b>

**3-Point Field Goals:**  
 FSU: Collins 5-10, Curry 1-1, Sura 1-3, Carroll 1-3, Greer 0-1  
 Georgia Tech: Barry 3-4, Best 2-6, Harpring 1-2, Maddox 0-1, Harloka 0-2

# Game 25

Jeff McInnis slapped the ball away from Bob Sura with four seconds left and the Tar Heels ran out the clock to escape with a hard-fought 80-78 win. McInnis led four UNC players in double figures with 19 points on 8-of-9 shooting. James Collins led four Seminoles in double-digits with 24. Senior Andre Reid played one of his best games of the season, fouling out with eight rebounds and six points. Sura had 16 points and six assists. LaMarr Greer, who added a career-high 13 points, drilled a 3-point shot to pull FSU within two with just under a minute to play. A Jerry Stackhouse miss set up the final play, but FSU had no timeouts remaining and Sura was stripped by McInnis on his way to the basket.

# North Carolina Tar Heels

<b>FSU North Carolina</b>	<b>78</b>	<b>Game 25</b>	<b>February 25, 1995</b>	<b>Tallahassee, Florida</b>
---------------------------	-----------	----------------	--------------------------	-----------------------------

FSU Name	MP	FG M-A	FT M-A	REB	A	TO	BS	S	TP
Sura	39	5-18	2-6	6	6	3	0	1	16
Greer	35	5-8	0-0	3	0	0	0	3	13
Collins	40	9-18	2-2	3	2	0	0	0	24
Reid	28	3-6	0-1	8	1	2	1	2	6
Louis	32	6-11	0-0	10	1	4	2	2	12
Wooden	2	0-0	0-0	1	0	0	0	0	0
Curry	6	0-2	0-0	0	0	0	0	0	0
Carroll	9	1-4	2-2	1	0	0	0	0	5
Luchman	9	1-3	0-0	1	0	0	0	1	2
<b>Totals</b>	<b>200</b>	<b>30-70</b>	<b>6-11</b>	<b>35</b>	<b>11</b>	<b>10</b>	<b>4</b>	<b>8</b>	<b>78</b>

**3-Point Field Goals:**  
 FSU: Sura 4-9, Collins 4-9, Greer 3-4, Carroll 1-2, Curry 0-1  
 North Carolina: McInnis 3-3, Calabrese 2-2, Landry 1-1, Sullivan 0-1, Williams 0-2, Stackhouse 0-2

# Game 27

Sixth-seeded Florida State put a scare into 10th-ranked Maryland in the quarterfinals of the Atlantic Coast Conference tournament before falling 71-64 at the Greensboro Coliseum. The upset-minded Seminoles led by as many as 10 points late in the first half and by seven early in the second, but the third-seeded Terrapins overcame a slow start by center Joe Smith and beat FSU for the fifth consecutive time. The Seminoles pulled to within five points with 2:27 left in the game, but could get no closer as Bob Sura missed a pair of free throws. The Tribe forced 12 Terrapin first half turnovers in taking a 36-32 halftime lead. Smith's 3-pointer with 8:06 remaining gave Maryland the lead for good at 51-49. Sura led all scorers with a game-high 22 points. Corey Louis and James Collins were the only other Seminoles to score in double figures with 12 and 11 points, respectively. The loss marked the third consecutive year Florida State was eliminated in the tournament's first round.


# Maryland Terrapins

<b>FSU Maryland</b>	<b>64</b>	<b>Game 27</b>	<b>March 10, 1995</b>	<b>Greensboro, North Carolina</b>
---------------------	-----------	----------------	-----------------------	-----------------------------------

FSU Name	MP	FG M-A	FT M-A	REB	A	TO	BS	S	TP
Louis	33	5-8	2-4	5	0	3	3	0	12
Sura	40	8-17	3-8	6	6	6	0	2	22
Reid	15	3-3	0-0	3	0	0	1	0	6
Greer	31	1-7	0-0	7	1	2	0	3	2
Collins	37	5-15	1-3	4	2	1	1	1	11
Carroll	13	0-2	0-0	2	2	1	0	0	0
Luchman	16	1-6	1-4	7	0	0	0	0	3
Curry	5	0-0	0-0	0	1	0	0	0	0
Wooden	4	1-1	0-0	0	2	0	0	2	0
Shepherd	4	2-2	1-2	0	0	0	0	0	6
<b>Totals</b>	<b>200</b>	<b>25-61</b>	<b>8-21</b>	<b>37</b>	<b>11</b>	<b>17</b>	<b>5</b>	<b>8</b>	<b>64</b>

**3-Point Field Goals:**  
 FSU: Sura 3-8, Collins 0-2, Carroll 0-1, Shepherd 1-1  
 Maryland: Boom 0-1, Hoo 0-2, Smith 1-2, Simpkins 1-1, Rhodes 0-3, Lucas 0-1, Bristol 2-2

(Opposite page) The Seminoles nearly pulled off an upset of nationally ranked North Carolina last year at the Civic Center. But, Jeff McInnis slapped the ball away from Bob Sura with four seconds left and the Tar Heels ran out the clock to escape with a hard-fought 80-78 win.



# FSU 1994-95 Statistics

## Individual Statistics — All Games

(Overall Record: 12-15; Home 10-5; Away 2-8; Neutral 0-2; Atlantic Coast Conference 5-11)

Player	GP-GS	Min.-Avg.	Field Goals		3-Point		Free Throws		Rebounds		
			FGM-FGA	FG Pct.	FGM-FGA	FG Pct.	FTM-FTA	FT Pct.	OFF	DEF	TOT-AVG
Bob Sura	27-26	981-36.3	164-393	.417	51-158	.323	123-179	.687	55	130	185-6.9
James Collins	27-27	902-33.4	181-354	.511	72-164	.439	53-76	.697	59	57	116-4.3
Corey Louis	27-27	825-30.6	120-267	.449	1-4	.250	54-76	.711	100	110	210-7.8
Derrick Carroll	26-3	518-19.9	72-172	.419	42-112	.375	17-21	.810	18	52	70-2.7
LaMarr Greer	26-24	676-26.0	55-136	.404	24-66	.364	12-16	.750	13	63	76-2.9
Andre Reid	27-12	425-15.7	46-85	.541	0-0	.000	19-31	.613	44	63	107-4.0
Avery Curry	24-0	362-15.1	28-90	.311	14-49	.286	16-29	.552	32	36	68-2.8
Kirk Luchman	25-8	362-14.5	35-81	.432	0-0	.000	18-36	.500	33	46	79-3.2
Scott Shepherd	15-3	165-11.0	18-44	.409	7-24	.292	8-10	.800	8	13	21-1.4
Tim Wooden	23-5	205- 8.9	25-47	.532	0-4	.000	6-10	.600	15	27	42-1.8
Geoff Brower	2-0	27-13.5	1-6	.167	0-5	.000	0-0	.000	0	3	3-1.5
Kyle Mulligan	4-0	7- 1.8	0-4	.000	0-2	.000	0-2	.000	0	0	0-0.0
<b>FSU</b>	<b>27</b>	<b>5455</b>	<b>745-1679</b>	<b>.444</b>	<b>211-588</b>	<b>.359</b>	<b>326-486</b>	<b>.671</b>	<b>377</b>	<b>600</b>	<b>1036-38.4</b>
<b>Opponents</b>	<b>27</b>	<b>5455</b>	<b>714-1630</b>	<b>.438</b>	<b>166-438</b>	<b>.379</b>	<b>419-588</b>	<b>.713</b>	<b>376</b>	<b>589</b>	<b>965-35.7</b>

Team Rebounds: All Games (FSU 59, Opponents 81) Dead Ball Rebounds: All Games (FSU 88, Opponents 90)

## Individual Statistics — ACC Games Only

(Overall Record: 5-11; Home 4-4; Away 1-7; Neutral 0-0)

Player	GP-GS	Min.-Avg.	Field Goals		3-Point		Free Throws		Rebounds		
			FGM-FGA	FG Pct.	FGM-FGA	FG Pct.	FTM-FTA	FT Pct.	OFF	DEF	TOT-AVG
Bob Sura	16-15	592-37.0	99-228	.434	33-91	.363	61-92	.663	36	82	118-7.4
James Collins	16-16	559-34.9	101-212	.476	44-108	.407	28-43	.651	34	31	65-4.1
Corey Louis	16-16	507-31.7	75-162	.463	1-1	1.000	28-35	.800	59	63	122-7.6
Derrick Carroll	16-3	355-22.2	45-118	.381	25-79	.316	13-15	.867	14	38	52-3.3
LaMarr Greer	16-15	425-26.6	30-81	.370	12-40	.300	6-6	1.000	8	36	44-2.8
Avery Curry	14-0	205-14.6	15-52	.288	10-31	.323	8-17	.471	16	20	36-2.6
Andre Reid	16-3	200-12.5	23-46	.500	0-0	.000	7-12	.583	24	31	55-3.4
Scott Shepherd	8-1	89-11.1	9-23	.391	4-13	.308	3-4	.750	5	7	12-1.5
Tim Wooden	14-5	136- 9.7	15-31	.484	0-3	.000	3-6	.500	10	14	24-1.7
Kirk Luchman	14-6	134- 9.6	10-29	.345	0-0	.000	4-11	.364	13	10	23-1.6
Kyle Mulligan	1-0	3- 3.0	0-3	.000	0-1	.000	0-0	.000	0	0	0-0.0
<b>FSU</b>	<b>16</b>	<b>3205</b>	<b>422-985</b>	<b>.428</b>	<b>129-367</b>	<b>.351</b>	<b>161-241</b>	<b>.668</b>	<b>219</b>	<b>332</b>	<b>586-36.6</b>
<b>Opponents</b>	<b>16</b>	<b>3205</b>	<b>422-932</b>	<b>.453</b>	<b>109-290</b>	<b>.376</b>	<b>258-347</b>	<b>.744</b>	<b>201</b>	<b>359</b>	<b>560-35.0</b>

Team Rebounds: Atlantic Coast Games (FSU 35, Opponents 52) Dead Ball Rebounds: Atlantic Coast Games (FSU 44, Opponents 52)

### 1994-95 Honors

**Bob Sura**  
 All-Atlantic Coast Conference  
 (Second Team)  
 National Player of the Week  
 (January 24)  
 ACC Player of the Week  
 (January 23)

**James Collins**  
 All-Atlantic Coast Conference  
 (Third Team)

**Corey Louis**  
 All ACC Freshman Team  
 All-Atlantic Coast Conference  
 (Honorable Mention)  
 ACC Rookie of the Week  
 (January 16)

**Andre Reid**  
 All-Atlantic Coast Conference  
 (Honorable Mention)

### Record Against ACC

**Clemson** 4-0 Home  
 3-1 Away  
 0-1 Neutral

**Duke** 2-2 Home  
 0-4 Away

**Georgia Tech** 3-1 Home  
 3-1 Away

**Maryland** 1-3 Home  
 2-2 Away  
 0-1 Neutral

# 1994-95 Statistics

AST	STL	BLK	TO	PF-FD	PT-AVG
146	49	5	92	76-3	502-18.6
48	37	7	74	73-3	487-18.0
18	14	74	60	79-4	295-10.9
20	5	1	43	38-0	203- 7.8
78	34	2	45	30-0	146- 5.6
6	6	39	45	75-5	111- 4.1
27	12	5	25	37-0	86- 3.6
12	17	15	17	57-1	88- 3.5
20	5	0	14	18-0	51- 3.4
10	6	19	17	31-0	56- 2.4
1	1	0	5	1-0	2- 1.0
0	0	0	1	0-0	0- 0.0
<b>386</b>	<b>186</b>	<b>167</b>	<b>440</b>	<b>515</b>	<b>2027-75.1</b>
<b>355</b>	<b>202</b>	<b>68</b>	<b>379</b>	<b>468</b>	<b>2013-74.6</b>

AST	STL	BLK	TO	PF-FD	PT-AVG
91	35	4	51	43-2	292-18.3
25	20	4	39	48-2	274-17.1
9	8	44	37	45-2	179-11.2
11	4	0	33	20-0	128- 8.0
42	18	2	25	20-0	78- 4.9
9	6	1	15	24-0	48- 3.4
2	3	15	25	37-1	53- 3.3
13	1	0	8	8-0	25- 3.1
7	3	12	10	17-0	33- 2.4
4	7	7	5	28-0	24- 1.7
0	0	0	0	0-0	0- 0.0
<b>213</b>	<b>105</b>	<b>89</b>	<b>248</b>	<b>290</b>	<b>1134-70.9</b>
<b>224</b>	<b>113</b>	<b>47</b>	<b>198</b>	<b>251</b>	<b>1211-75.7</b>

## Opponents

North Carolina	1-3	Home
	1-3	Away
	0-2	Neutral
N.C. State	3-1	Home
	2-2	Away
	1-0	Neutral
Virginia	2-2	Home
	1-3	Away
Wake Forest	3-1	Home
	2-2	Away

## Season Superlatives

**30-Point Games:** ..... **Sura** - 3 (32 vs. South Florida, 32 vs. Southeast Missouri State, 30 vs. Virginia)

**20-Point Games:** ..... **Collins** - 9 (29 vs. South Florida, 21 vs. Southeast Missouri State, 22 vs. NC State, 20 at Clemson, 25 at UNC-Greensboro, 21 at NC State, 24 vs. Florida, 24 vs. North Carolina, 26 at Georgia Tech)

**Sura** - 8 (28 vs. Detroit, 23 at Wake Forest, 23 at Clemson, 23 vs. Duke, 20 vs. Georgia Tech, 20 at NC State, 24 at Duke, 22 vs. Maryland)

**Louis** - 3 (22 vs. NC State, 21 vs. Duke, 26 at North Carolina)

**Carroll** - 1 (24 vs. Tulane)

**10-Rebound Games:** ..... **Sura** - 5 (11 vs. Florida Atlantic, 12 vs. Tulane, 11 vs. Maryland, 12 vs. NC State, 13 at Virginia)

**Louis** - 10 (10 vs. Florida International, 12 at Arizona, 13 vs. Southeast Missouri State, 11 at Wake Forest, 15 at UNC-Greensboro, 12 at Virginia, 10 vs. Wake Forest, 10 vs. Clemson, 10 vs. North Carolina, 13 at Georgia Tech)

**Reid** - 1 (10 vs. Arizona)

**Games as Leading Scorer:** ..... **Sura** - 12 (32 vs. South Florida, 32 vs. Southeast Missouri State, 28 vs. Detroit, 30 vs. Virginia, 23 at Wake Forest, 23 at Clemson, 23 vs. Duke, 20 vs. Georgia Tech, 15 at Virginia, 19 vs. Wake Forest, 24 at Duke, 22 vs. Maryland at ACC)

**Collins** - 11 (19 vs. Florida International, 18 vs. Florida Atlantic, 18 vs. Florida, 18 vs. Maryland, 22 vs. NC State, 25 at UNC-Greensboro, 21 at NC State, 17 vs. Clemson, 24 vs. Florida, 24 vs. North Carolina, 26 at Georgia Tech)

**Louis** - 2 (17 at Arizona, 26 at North Carolina)

**Carroll** - 1 (24 vs. Tulane)

**Shepherd** - 1 (17 at Maryland)

**Games at Leading Rebounder:** ..... **Louis** - 12 (10 vs. Florida International, 12 at Arizona, 8 vs. Florida, 13 vs. Southeast Missouri State, 11 at Wake Forest, 6 at Clemson, 15 at UNC-Greensboro, 10 vs. Wake Forest, 9 at NC State, 10 vs. Clemson, 10 vs. North Carolina, 13 at Georgia Tech)

**Sura** - 11 (11 vs. Florida Atlantic, 12 vs. Tulane, 7 vs. Detroit, 8 vs. Virginia, 11 vs. Maryland, 12 vs. NC State, 9 vs. Duke, 8 at North Carolina, 7 vs. Georgia Tech, 13 at Virginia, 9 at Duke)

**Wooden** - 1 (6 vs. South Florida)

**Carroll** - 1 (9 at Maryland)

**Collins** - 1 (5 vs. Florida)

**Greer** - 1 (7 vs. Maryland at ACC)

**Triple Doubles:** ..... **Sura** - 1 (vs. NC State - 19 pts, 12 reb, 12 ast)

**Double Doubles:** ..... **Louis** - 7 (at Arizona - 17 pts, 12 reb; vs. Southeast Missouri State - 19 pts, 13 reb; at UNC-Greensboro - 12 pts, 15 reb; at Virginia - 13 pts, 12 reb; vs. Wake Forest - 13 pts, 10 reb; vs. North Carolina - 12 pts, 10 reb; at Georgia Tech - 12 pts, 13 reb)

**Sura** - 4 (vs. Florida Atlantic - 11 pts, 11 reb; vs. Tulane - 17 pts, 12 reb; vs. Maryland - 13 pts, 11 reb; at Virginia - 15 pts, 13 reb)

# 1994-95 Statistics

## Game-By-Game

Date	Opponent	Score	Attendance	FSU High Points	FSU High Rebounds	FSU High Assists	
11/25	Florida International	89-41	8,111	Collins.....19	Louis.....10	Greer.....6	
11/29	South Florida	95-88	7,213	Sura.....32	Wooden.....6	Sura.....4	
12/03	Florida Atlantic	101-63	4,037	Collins.....18	Sura.....11	Sura.....4	
12/06	@ Arizona	78-96	14,257	Louis.....17	Louis.....12	Sura.....6	
12/10	Tulane	81-74	7,060	Carroll.....24	Sura.....12	Curry.....4	
12/17	N Florida (2OT)	65-71	14,504	Collins.....18	Louis.....8	Greer.....7	
12/22	S.E. Missouri State	100-75	4,701	Sura.....32	Louis.....13	Sura.....8	
12/29	Detroit	84-83	4,545	Sura.....28	Sura.....7	Sura.....5	
1/04	Virginia	75-81	5,888	Sura.....30	Sura.....8	Sura.....4	
1/07	@ Wake Forest	64-72	13,721	Sura.....23	Louis.....11	Greer.....3	
1/10	Maryland	57-70	8,232	Collins.....18	Sura.....11	Sura.....5	
1/15	NC State	107-79	6,039	Collins.....22	Sura.....12	Sura.....12	
1/18	@ Clemson	67-66	8,500	Sura.....23	Louis.....6	Sura.....7	
1/21	Duke	78-75	12,117	Sura.....23	Sura.....9	Sura.....5	
1/25	@ North Carolina	70-100	21,572	Louis.....26	Sura.....8	Sura.....6	
1/29	Georgia Tech	68-81	7,225	Sura.....20	Sura.....7	Sura.....6	
2/01	@ UNC-Greensboro	75-65	4,777	Collins.....25	Louis.....15	Sura.....6	
2/04	@ Virginia (OT)	63-76	7,509	Sura.....15	Sura.....13	Sura.....6	
2/08	Wake Forest	69-67	6,111	Sura.....19	Louis.....10	Sura.....5	
2/11	@ Maryland	65-80	14,500	Shepherd.....17	Carroll.....9	Sura.....7	
2/15	@ NC State	77-86	12,400	Collins.....21	Louis.....9	Sura.....7	
2/18	Clemson	62-57	6,677	Collins.....17	Louis.....10	Sura.....4	
2/20	Florida	62-75	9,390	Collins.....24	Collins.....5	Sura.....8	
2/22	@ Duke	67-72	9,314	Sura.....24	Sura.....9	Sura.....6	
2/25	North Carolina	78-80	10,812	Collins.....24	Louis.....10	Sura.....6	
3/02	@ Georgia Tech	67-69	9,853	Collins.....26	Louis.....13	Sura.....3	
3/10	N Maryland	64-71	23,311	Sura.....22	Greer.....7	Sura.....5	
<b>Total Attendance:</b>	262,376	<b>Average:</b>	9,718	<b>Away Attendance:</b>	116,403	<b>Average:</b>	11,640
<b>Home Attendance:</b>	108,158	<b>Average:</b>	7,211	<b>Neutral Attendance:</b>	37,815	<b>Average:</b>	18,908

## Team Highs & Lows — Season

Category	Florida State	Opponent	Category	Florida State	Opponent
<b>Points 1st Half</b>	High 52 vs. N.C. State (1)	48 by North Carolina (1)	<b>Free Throws Attempted</b>	High 34 vs. Fla. Atlantic	39 by Wake Forest
	Low 26 vs. Florida (1)	13 by Fla. International		Low 4 vs. Arizona	6 by North Carolina (1)
<b>Points 2nd Half</b>	High 55 vs. N.C. State (1)	54 by South Florida	<b>Free Throw Percentage</b>	High .885 vs. South Florida	.929 by Detroit
	Low 23 vs. Florida (2)	26 by UNC-Greensboro		Low .333 vs. North Carolina (1)	.500 by North Carolina (1)
<b>Total Points</b>	High 107 vs. N.C. State (1)	100 by North Carolina (1)	<b>Offensive Rebounds</b>	High 23 vs. Fla. International	23 by South Florida
	Low 57 vs. Maryland (1)	41 by Fla. International		Low 7 vs. South Florida	6 by CU (1), Fla. (2)
<b>Field Goals Made</b>	High 41 vs. N.C. State (1)	40 by North Carolina (1)	<b>Defensive Rebounds</b>	High 37 vs. N.C. State (1)	33 by Florida (1)
	Low 19 vs. Clemson (1)	13 by Fla. International		Low 14 vs. Clemson (2)	12 by SE Mo. State
<b>Field Goals Attempted</b>	High 78 vs. Arizona	78 by N.C. State (1)	<b>Total Rebounds</b>	High 54 vs. Fla. International	54 by Florida (1)
	Low 40 vs. Clemson (1)	44 by Florida (2)		Low 22 vs. Florida (2)	24 by Clemson (1)
<b>Field Goal Percentage</b>	High .612 vs. N.C. State (1)	.636 by Florida (2)	<b>Assists</b>	High 26 vs. N.C. State (1)	30 by North Carolina (1)
	Low .293 vs. Maryland (1)	.241 by Fla. International		Low 5 vs. Maryland (1)	3 by Virginia (1)
<b>3-Pt. Field Goals Made</b>	High 13 vs. N.C. State (2)	17 by North Carolina (1)	<b>Blocked Shots</b>	High 15 vs. FAU, Maryland (1)	7 by Maryland (2)
	Low 4 vs. Virginia (2)	1 by Fla. International		Low 2 vs. Georgia Tech (1)	0 by Fla. International
<b>3-Pt. Field Goals Attempted</b>	High 34 vs. Maryland (1)	32 by N.C. State (1)	<b>Steals</b>	High 16 vs. Georgia Tech (2)	12 by Florida (1)
	Low 12 vs. Maryland (3)	7 by Florida (2)		Low 2 vs. Maryland (1)	5 by Detroit
<b>3-Pt. Field Goal Percentage</b>	High .556 vs. South Florida	.714 by Florida (2)	<b>Turnovers</b>	High 24 vs. Maryland (2)	23 by FAU, FIU
	Low .143 vs. Virginia	.091 by Fla. International		Low 9 vs. Florida (2)	7 by Clemson (1)
<b>Free Throws Made</b>	High 23 vs. South Florida	30 by Wake Forest	<b>Personal Fouls</b>	High 26 vs. South Florida	26 by Fla. Atlantic
	Low 2 vs. North Carolina (1)	3 by North Carolina (1)		Low 10 vs. North Carolina (1)	10 by North Carolina (1)





# 1994-95 Statistics

## Game-By-Game Team Statistics

	FG-FGA	PCT.	3-Point		FT-FTA	PCT.	Rebounds			AST	TO	BLK	STL	PF-DQ	Half	Final
			FG-FGA	PCT.			OFF	DEF	TOT							
FSU Florida International	31-68 13-54	.456 .241	5-20 1-11	.250 .091	21-24 14-21	.875 .667	23 14	31 15	54 29	19 4	19 23	7 0	14 11	17-0 20-0	49 13	88 41
FSU South Florida	31-55 31-71	.564 .437	10-18 5-16	.556 .313	23-26 16-21	.885 .656	7 23	23 16	30 39	14 10	18 16	7 0	8 7	26-3 21-0	41 34	95 88
FSU Florida Atlantic	37-70 24-69	.529 .348	6-15 3-8	.400 .375	21-34 12-20	.618 .600	20 21	29 17	49 38	11 7	19 23	15 2	13 6	20-0 26-0	51 30	101 63
FSU Arizona	33-78 36-68	.423 .530	9-28 12-19	.321 .631	3-4 12-19	.750 .631	22 14	19 20	41 34	20 25	18 13	3 1	4 8	20-1 11-0	36 43	78 96
FSU Tulane	29-56 29-62	.518 .419	10-20 9-18	.500 .500	13-19 13-21	.684 .619	8 11	33 23	41 34	19 7	21 17	10 2	5 6	20-0 20-0	42 39	81 74
FSU Florida	23-73 25-70	.315 .357	9-25 2-9	.360 .222	10-17 19-30	.588 .633	19 21	30 33	49 54	17 15	21 14	10 3	8 12	21-2 19-0	26 27	65 71
FSU SE Missouri State	35-60 29-75	.633 .373	7-17 5-14	.411 .357	23-29 14-22	.793 .636	16 21	31 12	47 33	22 8	17 13	8 1	4 10	17-0 22-0	51 29	100 75
FSU Detroit-Mercy	28-56 32-65	.500 .490	8-20 6-15	.400 .400	20-31 13-14	.645 .928	14 13	20 19	34 32	14 15	14 13	6 2	3 5	17-0 23-0	47 44	84 83
FSU Virginia	28-56 29-63	.500 .460	8-18 11-21	.444 .524	11-16 12-17	.688 .706	10 14	22 19	32 33	11 3	11 8	8 1	4 6	14-0 15-0	33 34	75 81
FSU Wake Forest	23-69 19-51	.333 .373	7-25 4-19	.280 .211	11-19 30-39	.579 .769	19 9	29 30	48 39	6 5	14 12	4 6	5 7	25-1 15-0	29 33	64 72
FSU Maryland	22-75 22-60	.293 .367	5-34 2-10	.147 .200	8-12 24-38	.667 .632	22 19	24 33	46 52	5 8	15 10	14 3	2 10	25-1 18-0	28 31	57 70
FSU N.C. State	41-67 26-78	.612 .333	5-16 8-32	.313 .250	20-27 19-24	.741 .792	17 17	37 14	54 31	26 8	20 16	7 1	8 8	21-0 23-0	52 36	107 79
FSU Clemson	19-40 24-49	.475 .490	12-27 6-14	.444 .429	17-26 12-16	.654 .750	8 6	19 18	27 24	13 17	13 7	1 4	3 6	15-1 21-0	29 32	67 66
FSU Duke	29-52 28-61	.558 .459	6-14 8-17	.429 .471	14-20 11-15	.700 .733	8 14	22 19	30 33	12 11	13 12	9 0	8 5	17-0 18-0	45 39	78 75
FSU North Carolina	29-66 40-67	.439 .597	10-26 17-25	.385 .680	2-6 3-6	.333 .500	13 12	16 25	29 37	17 30	12 13	4 3	8 8	10-0 10-0	36 48	70 100
FSU Georgia Tech	26-61 30-59	.426 .508	10-24 3-12	.417 .250	6-10 18-22	.600 .618	8 11	21 29	29 40	10 13	20 18	2 2	9 9	20-1 11-0	35 34	68 81
FSU UNC-Greensboro	30-64 28-66	.469 .424	6-21 5-19	.286 .263	9-18 4-8	.500 .500	19 13	27 21	46 34	14 19	20 13	4 5	7 11	11-0 16-0	40 39	75 65
FSU Virginia	24-73 22-63	.329 .349	4-28 7-24	.143 .292	11-14 25-33	.766 .758	18 17	27 31	45 48	14 15	15 10	7 4	2 8	26-1 18-0	35 28	63 76
FSU Wake Forest	26-53 23-55	.491 .418	5-14 10-24	.357 .417	12-17 11-12	.706 .917	13 15	18 15	31 30	13 11	10 11	3 3	8 2	14-0 17-0	35 36	69 31
FSU Maryland	24-57 28-63	.421 .444	8-21 6-18	.381 .333	9-13 18-22	.692 .818	17 14	24 18	41 32	18 22	24 8	9 7	2 9	17-0 11-0	33 38	65 80
FSU N.C. State	27-63 33-61	.429 .541	13-27 6-14	.481 .429	10-16 14-22	.625 .636	14 11	21 25	35 36	21 26	15 11	4 5	5 6	15-0 17-0	39 40	77 86
FSU Clemson	20-59 20-46	.339 .435	9-28 5-17	.321 .294	13-15 12-14	.867 .857	23 9	14 17	37 37	9 11	12 11	4 2	6 6	14-0 16-0	30 28	62 57
FSU Florida	20-53 28-44	.377 .636	8-25 5-7	.320 .714	14-22 14-18	.636 .778	8 6	14 25	22 31	12 17	9 17	3 1	9 5	19-0 17-0	39 41	62 75
FSU Duke	27-66 25-52	.409 .481	7-19 4-17	.368 .235	6-7 18-25	.857 .720	12 10	21 27	33 37	13 14	18 20	3 2	11 11	19-0 14-0	29 35	67 72
FSU North Carolina	30-70 28-50	.429 .560	12-25 6-11	.480 .545	6-11 18-26	.545 .692	18 8	17 22	35 30	11 12	10 12	4 5	8 5	19-1 13-0	39 46	78 80
FSU Georgia Tech	27-58 25-54	.466 .463	8-18 6-15	.444 .400	5-12 13-16	.417 .813	19 15	15 17	34 32	11 18	19 19	3 2	16 7	17-0 14-0	35 34	67 69
FSU Maryland	26-61 21-54	.426 .389	4-12 4-12	.333 .333	8-21 25-36	.381 .694	15 18	22 29	37 47	11 4	17 19	5 4	6 8	26-3 22-0	36 32	64 71



# 1994-95 Statistics

## Game-By-Game Individual Points — Rebounds

Date	Opponent	Score	Attend	Brower	Carroll	Collins	Curry	Greer	Louis	Luchman	Mulligan	Reid	Shepherd	Sura	Wooden
11/25	Florida International	88-41	8,111	0-3	DNP	19-4	2-5	9-7	9-10	12-4	0-0	4-5	9-4	18-5	6-5
11/29	South Florida	95-88	7,213	DNP	0-0	29-3	6-2	4-2	10-3	11-5	DNP	1-3	2-1	32-3	0-6
12/3	Florida Atlantic	101-63	4,027	2-0	13-2	18-5	15-4	DNP	10-9	3-4	0-0	18-6	4-2	11-11	7-4
12/6	Arizona	78-96	14,257	DNP	9-0	12-2	3-3	8-2	17-12	4-3	DNP	8-10	0-0	15-6	2-0
12/10	Tulane	81-74	7,060	DNP	24-1	18-4	2-3	9-2	4-6	5-7	DNP	2-3	DNP	17-12	0-2
12/17	Florida (20T)	65-71	14,504	DNP	3-4	18-7	0-2	11-4	14-8	2-6	DNP	6-6	DNP	11-7	DNP
12/22	S.E. Missouri State	100-75	4,701	DNP	3-3	21-8	DNP	8-2	19-13	6-6	0-0	6-8	5-2	32-5	DNP
12/29	Detroit-Mercy	84-83	4,545	DNP	11-3	18-6	2-7	5-1	6-4	7-2	DNP	1-2	DNP	28-7	6-0
1/4	Virginia	75-81	5,888	DNP	9-2	15-6	5-3	4-2	8-3	0-1	DNP	4-4	DNP	30-8	0-0
1/7	Wake Forest	64-72	13,721	DNP	6-2	19-8	4-5	2-4	6-11	0-3	DNP	4-5	DNP	23-5	0-2
1/10	Maryland	57-70	8,232	DNP	6-1	18-6	4-4	5-2	8-8	3-7	DNP	0-2	DNP	13-11	0-0
1/15	N.C. State	107-79	6,039	DNP	10-3	22-8	7-2	7-6	22-8	2-1	0-0	7-6	3-2	11-12	8-4
1/18	Clemson	67-66	8,500	DNP	5-3	20-3	0-2	11-4	3-6	DNP	DNP	2-1	DNP	23-5	3-1
1/21	Duke	78-75	12,117	DNP	5-3	14-2	0-2	5-2	21-7	0-0	DNP	2-1	DNP	23-9	8-4
1/25	North Carolina	70-100	21,572	DNP	16-1	11-3	0-1	2-3	26-6	1-0	DNP	0-2	0-0	12-8	2-1
1/29	Georgia Tech	68-81	7,225	DNP	9-7	11-1	9-2	4-1	10-5	DNP	DNP	5-2	DNP	20-7	0-2
2/1	U.N.C.-Greensboro	75-65	4,777	DNP	5-0	25-3	8-6	4-2	12-15	9-9	DNP	2-3	0-0	10-5	0-1
2/4	Virginia (OT)	63-76	7,504	DNP	7-5	11-4	3-2	4-2	13-12	2-1	DNP	2-2	2-2	15-13	4-0
2/8	Wake Forest	69-67	6,111	DNP	3-2	17-4	4-2	6-3	13-10	0-0	DNP	7-6	DNP	19-2	0-0
2/11	Maryland	65-80	14,500	DNP	10-9	10-6	DNP	0-3	7-2	5-3	DNP	0-0	17-5	12-7	4-6
2/15	N.C. State	77-86	12,400	DNP	16-3	21-2	2-4	3-3	6-9	0-4	DNP	2-4	3-0	20-5	4-0
2/18	Clemson	62-57	6,677	DNP	15-8	17-3	6-4	9-2	8-10	0-0	DNP	0-1	0-0	7-5	DNP
2/20	Florida	62-75	9,390	DNP	7-3	24-5	0-0	8-3	3-3	2-3	DNP	4-3	DNP	14-1	0-0
2/22	Duke	67-72	9,314	DNP	3-2	18-3	DNP	3-1	4-2	9-1	DNP	6-6	0-3	24-9	0-3
2/25	North Carolina	78-80	10,812	DNP	5-1	24-3	0-0	13-3	12-10	2-1	DNP	6-8	DNP	16-6	0-1
3/2	Georgia Tech	67-69	9,653	DNP	3-0	26-3	4-1	0-3	12-13	0-1	DNP	6-5	DNP	16-6	DNP
3/10	Maryland	64-71	23,311	DNP	0-2	11-4	0-0	2-7	12-5	3-7	DNP	6-3	6-0	22-5	2-0
<b>Total Points:</b>				<b>2</b>	<b>203</b>	<b>487</b>	<b>86</b>	<b>146</b>	<b>295</b>	<b>88</b>	<b>0</b>	<b>111</b>	<b>51</b>	<b>502</b>	<b>56</b>
<b>Total Rebounds:</b>				<b>3</b>	<b>70</b>	<b>116</b>	<b>68</b>	<b>76</b>	<b>210</b>	<b>79</b>	<b>0</b>	<b>107</b>	<b>21</b>	<b>185</b>	<b>42</b>

## Individual Highs — Season & Career

Season	Career	Season	Career
<b>Derrick Carroll</b> 24 points vs. Tulane 9 rebounds at Maryland 3 assists at Virginia	24 points vs. Tulane (94-95) 9 rebounds at Maryland (94-95) 4 assists vs. Arkansas-Little Rock (92-93)	<b>Kirk Luchman</b> 12 points vs. Florida International 9 rebounds at UNC-Greensboro 3 blocks at UNC-Greensboro	13 vs. Bethune Cookman (93-94) 9 rebounds at UNC-Greensboro (94-95) 3 blocks at UNC-Greensboro (94-95)
<b>James Collins</b> 29 points vs. South Florida 8 rebounds vs. NC State 4 assists at NC State 4 steals at Georgia Tech	29 points vs. South Florida (94-95) 8 rebounds vs. NC State (94-95) 9 vs. Morgan State (93-94) 6 steals vs. UNC-Greensboro (93-94)	<b>Andre Reid</b> 18 points vs. Florida Atlantic 10 rebounds at Arizona 8 blocks vs. Florida Atlantic	18 points vs. Florida Atlantic (94-95) 12 rebounds vs. Florida Atlantic (93-94) 9 blocks vs. Bethune Cookman (93-94)
<b>Avery Curry</b> 15 points vs. Florida Atlantic 7 rebounds vs. Detroit 4 assists at UNC-Greensboro	First Year	<b>Scott Shepherd</b> 17 points at Maryland 6 rebounds vs. Virginia 4 assists at Duke	17 points at Maryland (94-95) 6 rebounds vs. Virginia (94-95) 4 assists at Duke (94-95)
<b>LaMarr Greer</b> 13 points vs. North Carolina 7 rebounds as Florida International 7 assists vs. SE Missouri State	First Year	<b>Bob Sura</b> 32 points vs. SE Missouri State 13 rebounds at Virginia 12 assists vs. NC State 9 steals at Georgia Tech	35 points at Duke (93-94) 14 rebounds vs. Temple (92-93) 12 assists vs. NC State (94-95) 9 steals at Georgia Tech (94-95)
<b>Corey Louis</b> 26 points at North Carolina 15 rebounds at UNC-Greensboro 3 assists vs. Tulane 9 blocks vs. Maryland	First Year	<b>Tim Wooden</b> 8 points vs. Duke 6 rebounds vs. South Florida 5 blocks vs. Duke	First Year