

# '95-'96 Review

*50 Years of  
Seminole Basketball*

1993:  
A Ride to the  
Elite Eight

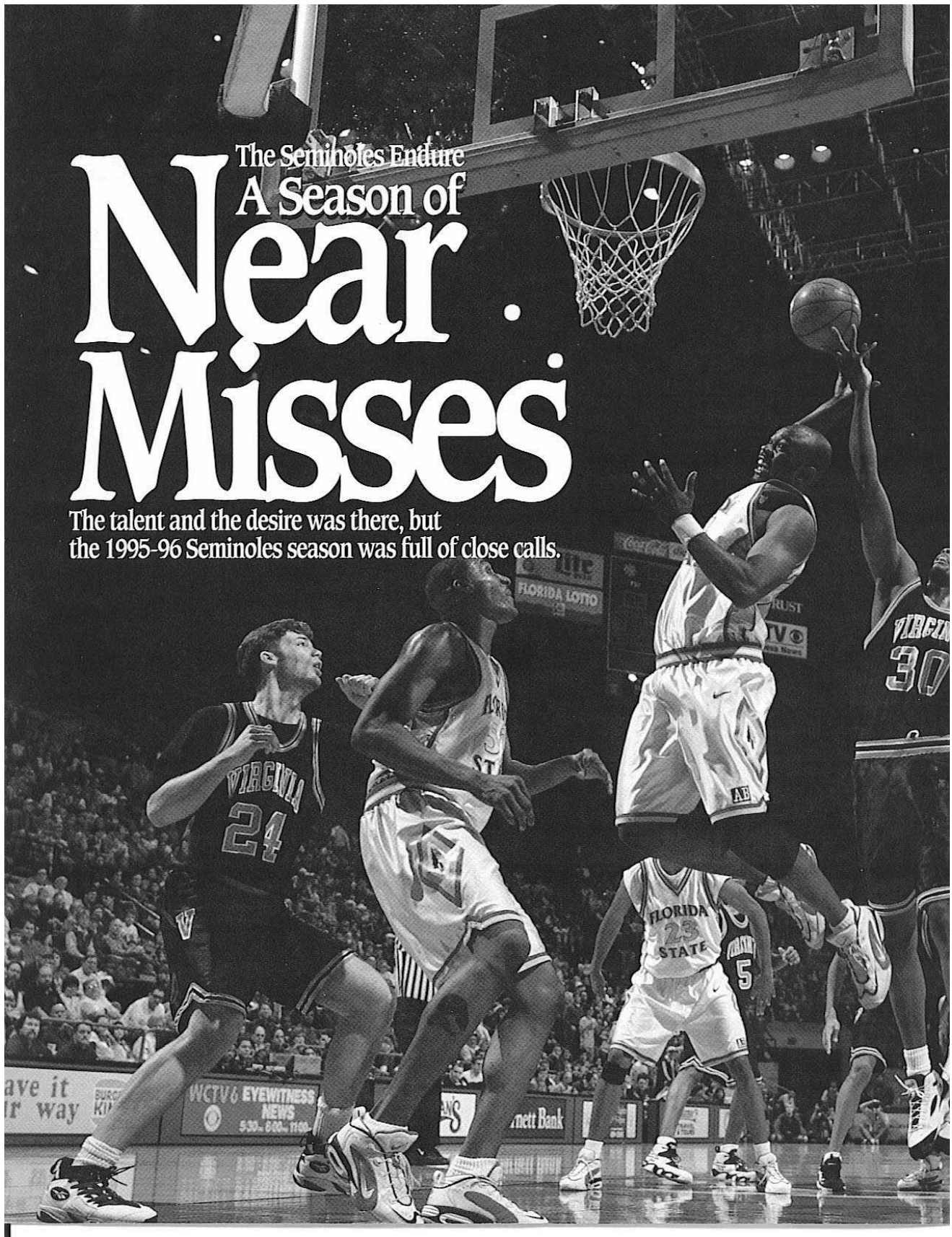


**O**ne year after advancing to the Sweet 16 of the NCAA Tournament, the 1992-93 Seminoles did their predecessor one better — a trip to the Elite Eight. The second most successful season in Florida State history ended just 40 minutes shy of the Final Four with a loss to Kentucky in the Southeast Regional Championship Game. Led by the quintet of Sam Cassell, Rodney Dobard, Doug Edwards, Bob Sura and Charlie Ward, the Seminoles went 25-10, including a 12-4 mark and second place finish in the ACC. Florida State's 25 wins were the second most in school history.

The Seminoles Entire  
A Season of

# Near Misses

The talent and the desire was there, but  
the 1995-96 Seminoles season was full of close calls.





# '95-'96 Review

**Despite an ACC-season opening win over Virginia,** the Seminoles could never establish a consistent rhythm all year. The FSU squad struggled to a 13-14 overall record, going 5-11 in the conference.

*But through it all, the team showed occasional flashes of brilliance, giving Pat Kennedy reason for optimism 1996-97.*



1997 SEMINOLE BASKETBALL

The 1995-96 season began with hope and promise for Florida State. Returning all but two players from the previous year, the Seminoles sported a young but experienced roster. For the fourth time in the last three years head coach Pat Kennedy had to replace a first-round NBA selection.

FSU returned three starters and looked to the talented duo of James Collins and Corey Louis to fill the void left by the departure of Bobby Sura, the school's all-time scoring leader. They were joined by point guard LaMarr Greer, who returned for his sophomore year after starting 24 games as a freshman. Collins and Louis were both tabbed to preseason All-ACC squads and, with five other returnees, formed the team's nucleus.

Unfortunately, the Seminoles were soon to discover an underlying theme to the season — distractions. Before preseason drills started, the team learned they would be without the services of junior forward Derrick Carroll, who was dismissed from the program. Tim Wooden, one of two seniors, would not be available until after the fall semester due to suspension. Prior to FSU's first exhibition game it was announced that Corey Louis had been suspended for both preseason contests. His suspension was later expanded to include the first two regular season games.

The Seminoles proved resilient, winning their first three games before suffering a heartbreaking setback at Tulane when Jarold Huneycutt's desperation three-pointer at the buzzer gave the Green Wave a one-point victory. Florida State headed into a mid-December matchup with No. 8 Connecticut before a national television audience poised to re-establish the program among the nation's elite.

But a player suspension and a mid-week game during final exams proved to be insurmountable obstacles as the Seminoles were beaten 79-61 by UConn. The Tribe's starting five combined to make 8 of 43 field goal attempts in the game as FSU shot a season-low 27.1 percent.

Florida State rebounded nicely, compiling a four-game win streak heading to Virginia for its ACC opener. Believed to have one of the more talented teams in the league, the Seminoles raised some eyebrows with a 69-64 victory over the Cavaliers. The win pushed the Tribe's unbeaten streak to a season-long five games. James Collins also became the 30th player in FSU history to eclipse the 1,000 point plateau during the game.

The Seminoles brought a 9-2 overall record home for a tilt with 11th ranked Wake Forest and a chance to jump out to a 2-0 league mark. Florida State appeared poised for the upset with the return of freshman Randell Jackson, who had missed three games due to a concussion sustained in the team's first practice back after Christmas. In one of the programs best comebacks ever, the Seminoles overcame a 19-point second half deficit in forcing their only overtime game of the year. The Tribe's rally fell short as Tim Duncan swatted away LaMarr Greer's last second shot to preserve a 75-73 Demon Deacon victory.

Duncan's block and the overtime loss to Wake Forest had a perverse effect on the Seminoles, who dropped seven of their next eight. LaMarr Greer was unable to shake off the side effects for nearly a month as he went from averaging 11.3 points through the first 11 games to 4.0 over the next five.

Pat Kennedy looked for solutions to the Seminoles' tailspin. Mired in a season-long five game winless streak, the Tribe looked for answers by starting six different lineups in as many games. Offensive production became a major concern. In three straight losses FSU endured prolonged periods without scoring. Duke turned a halftime nail biter into a rout by holding the Tribe scoreless for 6:00. Florida State never recovered from a 7:13 stint between points against North Carolina, enabling

FLORIDA STATE BASKETBALL

97



95-96 Review



the Tar Heels to cruise to an 82-71 victory. The Seminoles then spotted Georgia Tech 14 points before scoring their first points 6:58 into the contest.

The Seminoles had a week off to regroup following the Georgia Tech game in preparation for a rematch with Virginia. FSU looked uninspired against the Cavaliers, shooting below 38 percent for the third straight contest and being held under 60 points for the second consecutive game. With an eight-point performance against the Cavaliers, James Collins' 49-game double-figure scoring streak, the longest among active ACC players, came to a halt.


Six proved to be a charm for Florida State. Starting its sixth different lineup in as many games the Seminoles snapped their five-game losing skid with an impressive 100-78 win

Carolina, winning for only the second time ever in Chapel Hill.

Pat Kennedy announced prior to the Georgia Tech game that if the Seminoles were going to mount a win streak prior to the ACC Tournament, they would have to do it without the services of Corey Louis, who would be suspended for the final two regular season games. The team's hopes were quickly dashed when, for the first time in a year, Florida State lost a game when shooting over 50 percent from the floor in an 83-63 setback to Georgia Tech.

After a loss to Maryland in its conference finale, FSU headed into its opening round match up at the ACC Tournament pitted against No. 9 seed N.C. State. Participating in the "play-in" game for the first time in five years of ACC competition, the Seminoles were hoping to snap a four-game conference tournament losing streak. However, in its most uninspired performance of the season, Florida State did not score its first points until the 14:11 mark and was never able to rebound from a 19-0 deficit.

*In the 1995-96 Season, Kennedy once again had to replace a first-round NBA selection, the fourth time in only three years. All-time Seminole career leading scorer Bob Sura's shoes would prove hard to fill.*



**LaMarr Greer** (top) began the season at point guard and shared time through the season with senior Scott Shepherd.

**Leading the squad in field goal percentage** was Kirk Luchman (above). Luchman's 62.6 percent accuracy rating for the season ranks sixth on FSU's all-time single-season list.

over Maryland. Behind a 65-point second half outburst, equalling its best-ever point production in a half during an ACC contest, the Tribe reached the century mark for the first time in over a year. The game also featured 54 points from the guard trio of LaMarr Greer, Scott Shepherd and Geoff Brower, the highest output by a guard trio since 1994.

Behind a trapping, pressing defense Florida State forced 25 N.C. State turnovers in pushing its win streak to two. Heading into the final five games of the ACC schedule the 4-7 Seminoles went to Clemson looking to move up in the conference standings. But its third sub-60-point effort of the year, equalling FSU's total for its first four years in the league, spelled doom for Florida State in a 67-59 defeat.

In an unprecedented move, the Seminoles would be without their head coach when they hosted Duke. Because of his actions following his second technical foul and subsequent ejection at Clemson, Pat Kennedy was suspended for one game by athletic director Dave Hart. FSU's 93-87 loss to the Blue Devils marked the first time in three years the Tribe lost when scoring over 80 points, accumulating a 20-0 record during that span.


With three games remaining and the conference tournament around the corner FSU needed to run the table to avoid the ACC's 8 vs. 9 opening round game. The Seminoles took a huge step toward avoiding the "play-in" game with an 84-80 triumph over North


With a 13-14 overall record the Seminoles became the first team in 26 years to compile three straight sub-.500 finishes. Florida State finished its fifth season in the ACC by tying its worst conference record with a second straight 5-11 mark.

Rebounding proved to be key to FSU's fortunes in conference play. The Seminoles were out-rebounded in 13 of 16 ACC games. Florida State's rebound margin of -4.8 was the lowest in the league.

Consistent offense also proved to be a treasured commodity as the Seminoles were outscored 301-35 in 14 conference games when going more than three minutes between field goals.

Point guard play was another of Florida State's inconsistencies. FSU point guards accounted for 18.8 percent of the team's points and 93 turnovers.





A HARBINGER  
FOR 1996-97?

*Though  
sporadic  
all season,  
the Semi-  
noles' play  
showed  
flashes of  
brilliance.*

**Sophomore  
forward Randell  
Jackson** finished  
the 1995-96 season  
as Florida State's  
second leading  
scorer. The Boston,  
MA native averaged  
9.5 points and 5.3  
rebounds while  
blocking 30 shots in  
his rookie campaign.

95-96  
*Review*



Sophomore Corey Louis was never able to get on track. Coming off a stellar freshman campaign that earned him ACC All-Freshman team honors, Louis was never able to recapture the form that saw him average 11.2 points, 7.6 rebounds and 2.7 blocks per ACC contest during his first year. He endured a pair of suspensions during his sophomore season and ended the year averaging 9.3 points, 6.5 rebounds and 1.9 blocks per game.

James Collins once again proved to be the Seminoles' offensive workhorse. Collins posted team-high scoring figures 19 times, including 12 league games, in being named third team All-ACC. He finished his junior year 17th on FSU's all-time scoring list (1,279), eighth in career steals (136), third for three-pointers made (180) and


performances, missing only one field goal in 17 attempts.

Sophomore guard Avery Curry could not find his shooting stroke and was taken out of the starting lineup. He went from averaging 29.6 minutes a game in the first 18 games, to 7.0 over the last nine. His .346 shooting percentage was the lowest on the team.

Senior guard Scott Shepherd's playing time increased significantly over the last nine games. Coming off the bench to share point guard duties with LaMarr Greer, Shepherd gave the Seminoles a long-range threat. He went seven games in the middle of the season without committing a turnover. Shepherd netted a career-high 21 points in FSU's win over Maryland and put together a three-game double-figure scoring streak for the first time in his career.

During the year the Seminoles showed flashes of brilliance. Unfortunately, the flashes were sporadic as the team was unable to play all aspects of the game consistently.

*An 80-56 win over Maryland-Baltimore County in December chalked up a milestone for Pat Kennedy's coaching career, providing his 300th win. The victory made the 43-year-old coach one of the youngest to reach the 300 mark.*



**In spite of the season's difficulties,** Pat Kennedy called this team "a joy to coach...I think the biggest thing our teams have lacked in the last couple of years was chemistry. But this team had chemistry."

**Another source of optimism** was provided by the aggressive play of freshman guard Geoff Brower (above). Inserted in the starting lineup in February, Brower scored 17 points in each of his first two starts.

second for three-point attempts (473). Collins once again placed among the league's top scorers with an 18.3 points per game average.

The Seminoles proved unbeatable when taking a lead into a game's final minutes. FSU went 13-0 when leading with 5:00 left.

Head Coach Pat Kennedy chalked up a personal milestone with his 300th career victory on December 28th, with an 80-56 win over Maryland-Baltimore County. Just 43 years of age at the time, Kennedy is one of the youngest coaches in history to register 300 career wins.


A pair of freshman emerged as bright spots and proved themselves capable of playing in the ACC. Randell Jackson finished the year as the Seminoles second leading scorer (9.5 ppg) and third leading rebounder (5.3 rpg). He showed himself to be a threat at both ends of the floor finishing among the conference leaders in blocked shots. After being inserted into the starting lineup in early February, Geoff Brower proved himself deserving with a pair of 17-point performances in his first two starts. The redshirt freshman posted his third 17-point effort of the year on the strength of 5-for-5 shooting from three-point range in a win at North Carolina.


The Seminoles field goal percentage leader, Kirk Luchman, had an up and down year offensively. His 62.6 percent accuracy from the floor ranked fifth best on FSU's single season list. However, he went 80:26 between field goals in ACC play, but came on strong at season's end with four straight double-figure

"I think we as a coaching staff, and the players, have got to take responsibility in saying this is a disappointing season," commented Kennedy. "But I think there is a tremendous amount of encouragement. I think the program is really on track."

"I think the biggest thing our teams have lacked the last couple years is identity. But this team had chemistry. The main difference in this team and the last few is this team has chemistry. This team worked its butt off and was a joy to coach."

The Seminoles dedicated their 1995-96 season to Aubry Boyd who played at FSU from 1987-91. The team wore "AB" patches in Boyd's honor after he was paralyzed playing a game of pick-up football in October. Boyd was the first recruit signed by Pat Kennedy at Florida State and served as the team's captain his senior year.





ON TRACK TO BECOMING ONE OF THE SEMINOLES' ALL-TIME SCORERS:  
*James Collins once again placed among the ACC's top scorers with an 18.3 average.*

Senior guard James Collins finished the 1995-96 season as Florida State's 17th all-time leading scorer with 1,279 career points. Collins scored in double figures in 26 of 27 games last year and has scored 10 or more in 58 of his last 63 games.

# '95-'96 STATISTICS

## Individual Statistics — All Games

(Overall Record: 13-14; Home 9-6; Away 2-7; Neutral 2-1; Atlantic Coast Conference 5-11)

Player	GP-GS	Min.-Avg.	Field Goals		3-Point		Free Throws		Rebounds		
			FGM-FGA	FG Pct.	FGM-FGA	FG Pct.	FTM-FTA	FT Pct.	OFF	DEF	TOT-AVG
James Collins	27-27	966-35.8	172-412	.417	69-199	.347	81-120	.675	47	74	121-4.5
Randell Jackson	24-15	630-26.3	90-180	.500	4-14	.286	43-68	.632	53	73	126-5.3
LaMarr Greer	27-25	815-30.2	91-203	.448	18-62	.290	53-83	.639	18	75	93-3.4
Corey Louis	23-17	637-27.7	84-198	.424	0-0	.000	47-75	.627	64	86	150-6.5
Kirk Luchman	27-21	638-23.6	97-155	.626	0-0	.000	55-80	.688	75	97	172-6.4
Geoff Brower	26-9	394-15.2	61-140	.436	27-71	.380	24-34	.706	15	29	44-1.7
Avery Curry	27-18	595-22.0	56-162	.346	24-71	.338	38-58	.655	40	50	90-3.3
Scott Shepherd	26-1	370-14.2	41-117	.350	27-75	.360	41-58	.707	20	24	44-1.7
Kelvin McClendon	9-0	112-12.4	9-28	.321	2-6	.333	7-15	.467	6	13	19-2.1
Gentry Sparks	20-1	163-8.2	19-40	.475	3-7	.429	11-19	.579	11	26	37-1.9
Tim Wooden	13-1	86-6.6	7-11	.636	1-1	1.000	3-8	.375	9	13	22-1.7
Kyle Mulligan	3-0	5-1.7	0-4	.000	0-0	.000	1-2	.500	1	0	1-0.3
Jay Nasworthy	1-0	0-0.0	0-0	.000	0-0	.000	0-0	.000	0	0	0-0.0
<b>FSU</b>	<b>27</b>	<b>5411</b>	<b>727-1650</b>	<b>.441</b>	<b>175-506</b>	<b>.346</b>	<b>404-620</b>	<b>.652</b>	<b>359</b>	<b>560</b>	<b>1002-37.1</b>
<b>Opponents</b>	<b>27</b>	<b>5411</b>	<b>687-1554</b>	<b>.442</b>	<b>190-529</b>	<b>.359</b>	<b>409-604</b>	<b>.677</b>	<b>365</b>	<b>631</b>	<b>996-36.9</b>

Team Rebounds: All Games (FSU 83, Opponents 105) Dead Ball Rebounds: All Games (FSU 104, Opponents 99)

## Individual Statistics — ACC Games Only


(Overall Record: 5-11; Home 3-5; Away 2-6; Neutral 0-0)

Player	GP-GS	Min.-Avg.	Field Goals		3-Point		Free Throws		Rebounds		
			FGM-FGA	FG Pct.	FGM-FGA	FG Pct.	FTM-FTA	FT Pct.	OFF	DEF	TOT-AVG
James Collins	16-16	577-36.1	98-238	.412	41-119	.345	47-69	.681	26	45	71-4.4
Randell Jackson	15-10	405-27.0	50-107	.467	3-11	.273	30-45	.667	31	38	69-4.6
LaMarr Greer	16-14	483-30.2	53-120	.442	11-41	.268	24-39	.615	9	39	48-3.0
Corey Louis	14-11	395-28.2	48-117	.410	0-0	.000	21-39	.538	33	55	88-6.3
Geoff Brower	16-8	274-17.1	45-99	.455	23-55	.418	17-22	.773	13	20	33-2.1
Kirk Luchman	16-10	367-22.9	45-79	.570	0-0	.000	28-39	.718	40	44	84-5.3
Scott Shepherd	16-1	259-16.2	30-85	.353	19-55	.345	33-43	.767	10	14	24-1.5
Avery Curry	16-8	312-19.5	34-83	.410	15-35	.429	3-14	.214	20	12	32-2.0
Gentry Sparks	11-1	65-5.9	8-22	.364	2-6	.333	4-6	.667	5	13	18-1.6
Tim Wooden	12-1	70-5.8	6-9	.667	1-1	1.000	1-6	.167	6	9	15-1.3
Kelvin McClendon	1-0	4-4.0	0-1	.000	0-0	.000	0-0	.000	0	0	0-0.0
<b>FSU</b>	<b>16</b>	<b>3211</b>	<b>417-960</b>	<b>.434</b>	<b>115-323</b>	<b>.356</b>	<b>208-322</b>	<b>.646</b>	<b>193</b>	<b>289</b>	<b>529-33.1</b>
<b>Opponents</b>	<b>16</b>	<b>3211</b>	<b>406-883</b>	<b>.460</b>	<b>131-344</b>	<b>.381</b>	<b>275-390</b>	<b>.705</b>	<b>220</b>	<b>385</b>	<b>605-37.8</b>

Team Rebounds: Atlantic Coast Games (FSU 47, Opponents 58) Dead Ball Rebounds: Atlantic Coast Games (FSU 59, Opponents 56)

## 1995-96 Honors

**James Collins**  
All-Atlantic Coast Conference  
(Third Team)  
All-South  
(Honorable Mention)



## Record Against AC

<b>Clemson</b>	5-0	Home
	3-2	Away
	0-1	Neutral
<b>Duke</b>	2-3	Home
	0-5	Away
<b>Georgia Tech</b>	3-2	Home
	3-2	Away
<b>Maryland</b>	2-3	Home
	2-3	Away
	0-1	Neutral





# '95-'96 STATISTICS

## Season Superlatives

**20-Point Games:** ..... **Collins** – 10 (28 vs. Howard, 21 vs. Florida International, 28 at Tulane, 22 vs. DePaul, 22 vs. Florida, 23 vs. Clemson, 20 vs. N.C. State, 28 at Clemson, 20 vs. Duke, 27 at North Carolina)

**Greer** – 1 (22 at Virginia)

**Louis** – 1 (22 vs. DePaul)

**Shepherd** – 1 (21 vs. Maryland)

**10-Rebound Games:** ..... **Luchman** – 4 (10 vs. Florida International, 10 vs. Florida, 10 vs. Radford, 10 at Virginia)

**Louis** – 2 (13 vs. Jacksonville, 10 vs. DePaul)

**Jackson** – 1 (10 vs. N.C. State)

**Sparks** – 1 (10 vs. Maryland-Eastern Shore)

**Games as Leading Scorer:** ..... **Collins** – 19 (28 vs. Howard, 21 vs. Florida International, 28 at Tulane, 22 vs. DePaul, 22 vs. Florida, 17 vs. Radford, 16 vs. Maryland-Baltimore County, 18 vs. Wake Forest, 15 at N.C. State, 23 vs. Clemson, 17 at Georgia Tech, 19 at Wake Forest, 20 vs. N.C. State, 28 at Clemson, 20 vs. Duke, 27 at North Carolina, 14 vs. Georgia Tech, 17 at Maryland, 11 vs. N.C. State)

**Jackson** – 3 (13 vs. Connecticut, 13 at Duke, 17 vs. Virginia)

**Curry** – 2 (19 vs. Maryland-Eastern Shore, 16 vs. North Carolina)

**Greer** – 1 (22 at Virginia)

**Louis** – 1 (19 vs. Jacksonville)

**Shepherd** – 1 (21 vs. Maryland)

**Games as Leading Rebounder:** ..... **Luchman** – 12 (9 vs. Howard, 10 vs. Florida International, 9 vs. Connecticut, 10 vs. Florida, 10 vs. Radford, 9 vs. Maryland-Baltimore County, 10 at Virginia, 7 vs. Wake Forest, 8 at Duke, 8 vs. Virginia, 7 at Clemson, 6 vs. Georgia Tech)

**Louis** – 6 (13 vs. Jacksonville, 10 vs. DePaul, 8 at Georgia Tech, 8 vs. Maryland, 9 vs. N.C. State, 7 at North Carolina)

**Collins** – 4 (7 at N.C. State, 6 at Clemson, 8 vs. North Carolina, 7 at Wake Forest)

**Jackson** – 2 (6 vs. Duke, 10 vs. N.C. State)

**Sparks** – 2 (10 vs. Maryland-Eastern Shore, 8 at Maryland)

**Greer** – 1 (7 at Tulane)

**Double Doubles:** ..... **Luchman** – 4 (vs. Florida International - 18 pts, 10 reb; vs. Florida - 15 pts, 10 reb; vs. Radford - 13 pts, 10 reb; at Virginia 18 pts, 10 reb)

**Louis** – 2 (vs. Jacksonville - 19 pts, 13 reb; vs. DePaul - 22 pts, 10 reb)

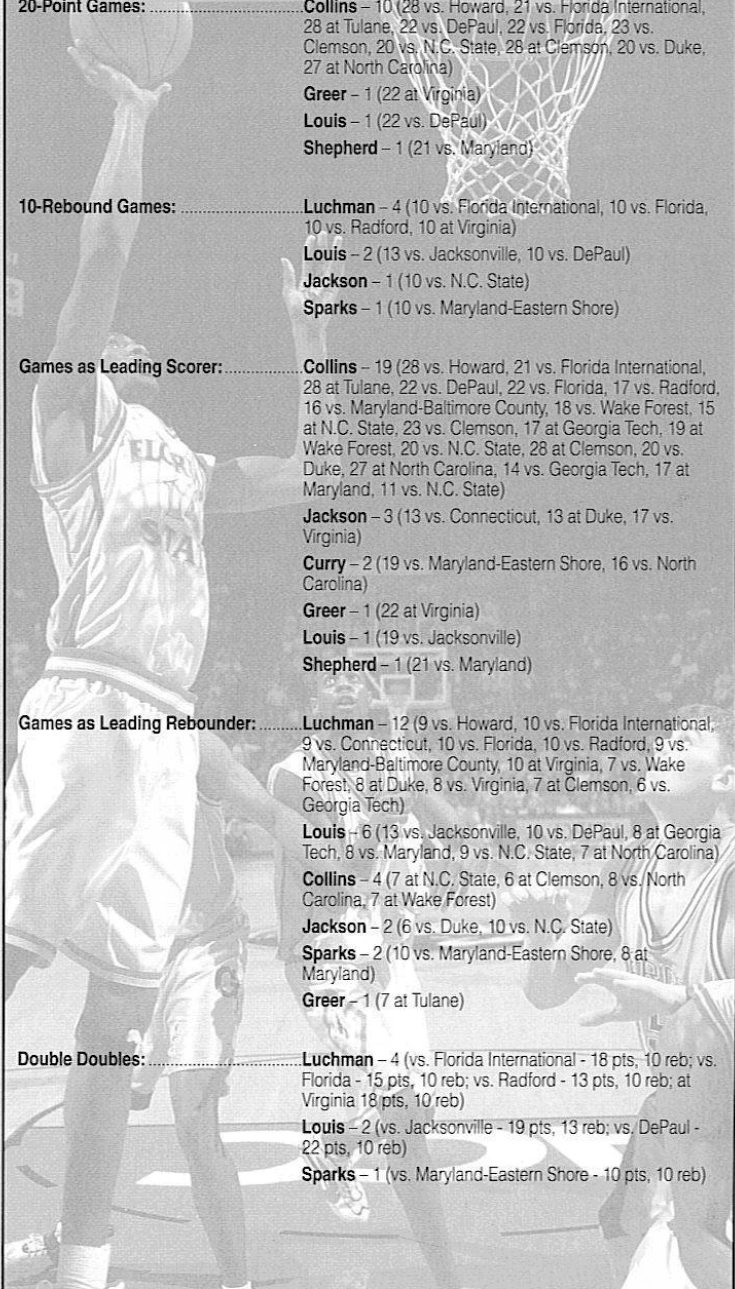
**Sparks** – 1 (vs. Maryland-Eastern Shore - 10 pts, 10 reb)

AST	STL	BLK	TO	PF-FD	PT-AVG
86	62	9	68	75-1	494-18.3
13	14	30	35	50-0	227-9.5
131	31	3	65	30-0	253-9.4
12	16	43	38	57-4	215-9.3
21	35	26	42	102-10	249-9.2
31	15	0	28	33-1	173-6.7
35	32	4	27	59-4	174-6.4
49	19	0	28	29-0	150-5.8
3	5	0	5	6-0	27-3.0
7	3	3	18	37-1	52-2.6
7	4	4	7	22-1	18-1.4
1	0	0	0	0-0	1-0.3
0	0	0	0	0-0	0-0.0
<b>396</b>	<b>236</b>	<b>122</b>	<b>361</b>	<b>508</b>	<b>2033-75.3</b>
<b>361</b>	<b>195</b>	<b>82</b>	<b>426</b>	<b>549</b>	<b>1973-73.1</b>

AST	STL	BLK	TO	PF-FD	PT-AVG
42	43	5	34	46-1	284-17.8
12	10	16	19	33-0	133-8.9
68	21	0	33	21-0	141-8.8
8	9	28	30	38-3	117-8.4
24	10	0	20	24-1	130-8.1
8	19	14	25	58-7	118-7.4
34	13	0	19	21-0	112-7.0
15	16	0	13	39-3	86-5.4
2	1	1	11	19-1	22-2.0
7	2	4	5	17-0	14-1.2
0	0	0	0	0-0	0-0.0
<b>220</b>	<b>144</b>	<b>68</b>	<b>209</b>	<b>316</b>	<b>1157-72.3</b>
<b>234</b>	<b>101</b>	<b>49</b>	<b>252</b>	<b>305</b>	<b>1218-76.1</b>

## Opponents

North Carolina	1-4	Home
	2-3	Away
	0-2	Neutral
N.C. State	4-1	Home
	2-3	Away
	1-1	Neutral
Virginia	2-3	Home
	2-3	Away
Wake Forest	3-2	Home
	2-3	Away





# '95-'96 STATISTICS

## Game-By-Game

Date	Opponent	Score	Attendance	FSU High Points	FSU High Rebounds	FSU High Assists	
11/27	Howard	97-81	4,200	Collins.....28	Luchman.....9	Greer.....9	
11/28	Florida International	92-44	3,200	Collins.....21	Luchman.....10	Curry.....7	
12/02	Jacksonville	87-80	5,292	Louis.....19	Louis.....13	Greer.....7	
12/05	@ Tulane	77-78	5,609	Collins.....28	Greer.....7	Greer.....12	
12/09	N DePaul	85-80	6,104	Collins.....22	Louis.....10	Collins.....6	
12/12	Connecticut	61-79	8,873	Jackson.....13	Luchman.....9	Collins.....4	
12/16	N Florida	74-52	11,298	Collins.....22	Luchman.....10	Greer.....9	
12/20	Radford	79-59	4,372	Collins.....17	Luchman.....10	Collins.....3	
12/28	Maryland-Baltimore Co.	80-56	4,201	Collins.....16	Luchman.....9	Shepherd.....5	
12/30	Maryland-Eastern Shore	79-66	2,436	Curry.....19	Sparks.....10	Greer.....7	
1/03	@ Virginia	69-64	8,335	Greer.....22	Luchman.....10	Curry.....4	
1/06	Wake Forest	73-75	6,893	Collins.....18	Luchman.....7	Collins.....5	
1/13	@ N.C. State	65-71	12,400	Collins.....15	Collins.....7	Shepherd.....5	
1/17	Clemson	75-62	7,892	Collins.....23	Collins.....6	Collins.....6	
1/20	@ Duke	65-85	9,314	Jackson.....13	Luchman.....8	Curry.....2	
1/24	North Carolina	71-82	10,031	Curry.....16	Collins.....8	Greer.....5	
1/27	@ Georgia Tech	58-79	9,237	Collins.....17	Louis.....8	Shepherd.....5	
2/03	Virginia	59-64	6,368	Jackson.....17	Luchman.....8	Greer.....8	
2/07	@ Wake Forest	67-81	14,034	Collins.....19	Collins.....7	Greer.....6	
2/10	Maryland	100-78	4,710	Shepherd.....21	Louis.....8	Greer.....5	
2/14	N.C. State	79-66	4,484	Collins.....20	Louis.....9	Shepherd.....7	
2/17	@ Clemson	59-67	11,100	Collins.....28	Luchman.....7	Shepherd.....4	
2/22	Duke	87-93	7,980	Collins.....20	Jackson.....6	Collins.....5	
2/24	@ North Carolina	84-80	21,572	Collins.....27	Louis.....7	Greer.....6	
2/28	Georgia Tech	68-83	6,837	Collins.....14	Luchman.....6	Wooden.....5	
3/04	@ Maryland	78-88	14,500	Collins.....17	Sparks.....8	Collins.....7	
3/07	N N.C. State	65-80	16,961	Collins.....11	Jackson.....10	Collins.....2	
<b>Total Attendance:</b>	228,233	<b>Average:</b>	8,453	<b>Away Attendance:</b>	106,101	<b>Average:</b>	11,789
<b>Home Attendance:</b>	87,769	<b>Average:</b>	5,851	<b>Neutral Attendance:</b>	34,363	<b>Average:</b>	11,454

## Team Highs & Lows — Season

Category	Florida State	Opponent	Category	Florida State	Opponent
<b>Points 1st Half</b>	High 52 vs. Howard	46 by Wake Forest	<b>Free Throws Attempted</b>	High 40 vs. Maryland	51 by N.C. State
	Low 25 vs. UConn, vs. Ga. Tech	15 by Fla. International		Low 5 at N.C. State	6 by Radford
<b>Points 2nd Half</b>	High 65 vs. Maryland	57 by Howard	<b>Free Throw Percentage</b>	High 1.000 at N.C. State	1.000 by Radford
	Low 29 at Duke	18 by Wake Forest		Low .400 vs. Georgia Tech	500 by Florida, UMES
<b>Total Points</b>	High 100 vs. Maryland	93 by Duke	<b>Offensive Rebounds</b>	High 28 vs. Jacksonville	20 by DePaul, Florida
	Low 58 at Georgia Tech	44 by Fla. International		Low 8 vs. Virginia	5 by Fla. International
<b>Field Goals Made</b>	High 37 vs. Howard	33 by UConn	<b>Defensive Rebounds</b>	High 40 vs. Fla. International	41 by Georgia Tech
	Low 16 vs. UConn	15 by Fla. International		Low 12 at Wake Forest	13 by Clemson
<b>Field Goals Attempted</b>	High 80 at Georgia Tech	72 by DePaul	<b>Total Rebounds</b>	High 53 vs. Jacksonville	56 by Georgia Tech
	Low 44 vs. Clemson	37 by Wake Forest		Low 23 at Wake Forest	25 by North Carolina
<b>Field Goal Percentage</b>	High .617 vs. Howard	.582 by North Carolina	<b>Assists</b>	High 23 vs. Fla. International	22 by North Carolina
	Low .271 vs. UConn	.278 by Fla. International		Low 4 vs. N.C. State	5 by Howard
<b>3-Pt. Field Goals Made</b>	High 11 vs. UMBC, at UNC	14 by Duke, by UNC	<b>Blocked Shots</b>	High 9 at Georgia Tech	5 by UMES, UVA, NCSU
	Low 2 vs. Radford	1 by Florida		Low 1 vs. Three Opponents	1 by Six Opponents
<b>3-Pt. Field Goals Attempted</b>	High 29 at Georgia Tech	35 by N.C. State	<b>Steals</b>	High 18 vs. N.C. State	15 by Tulane
	Low 10 vs. Radford	8 by North Carolina		Low 4 vs. UMES	3 by Radford, Virginia
<b>3-Pt. Field Goal Percentage</b>	High .647 at North Carolina	.750 by North Carolina	<b>Turnovers</b>	High 20 at Duke	26 by Fla. International
	Low .120 vs. N.C. State	.063 by Florida		Low 6 vs. UMBC	9 by UMES
<b>Free Throws Made</b>	High 29 vs. Maryland	32 by Wake Forest	<b>Personal Fouls</b>	High 36 vs. N.C. State	30 by Maryland
	Low 5 at NCSU, at Ga. Tech	5 by Florida		Low 9 vs. Radford	13 by N.C. State

# '95-'96 STATISTICS

## Game-By-Game Team Statistics

	FG-FGA	PCT.	3-Point		FT-FTA	PCT.	Rebounds			AST	TO	BLK	STL	PF-DQ	Half	Final
			FG-FGA	PCT.			OFF	DEF	TOT							
FSU	37-60	.617	5-12	.417	18-30	.600	12	30	42	22	19	4	9	21-0	52	97
Howard	29-66	.439	7-16	.438	16-29	.552	14	17	31	5	15	3	10	22-0	24	81
FSU	36-71	.507	4-20	.200	16-24	.667	12	40	52	23	15	7	15	13-0	40	92
Florida International	15-54	.278	7-22	.318	7-13	.538	5	23	28	8	26	1	6	23-0	15	44
FSU	32-68	.471	5-14	.357	18-39	.357	28	25	53	19	17	6	10	17-0	48	87
Jacksonville	32-66	.485	5-15	.333	11-20	.550	16	21	37	15	17	2	12	29-3	34	80
FSU	29-60	.483	9-18	.500	10-13	.769	16	21	37	19	17	1	5	15-0	40	77
Tulane	29-57	.509	6-17	.353	14-18	.778	9	18	27	19	12	2	15	17-1	39	78
FSU	32-67	.478	4-17	.235	17-22	.773	20	24	44	14	10	8	6	18-1	49	85
DePaul	28-72	.389	4-19	.211	20-24	.909	20	21	41	15	12	3	7	24-1	41	80
FSU	16-59	.271	6-22	.273	23-31	.742	13	26	39	10	14	9	8	13-0	25	61
Connecticut	33-67	.493	7-18	.389	6-8	.750	9	35	44	20	13	6	8	22-0	40	79
FSU	27-60	.450	5-12	.417	15-23	.652	15	25	40	19	11	5	5	13-0	36	74
Florida	23-66	.348	1-16	.063	5-10	.500	20	23	43	10	14	4	4	21-0	26	52
FSU	26-56	.464	2-10	.200	25-37	.676	17	22	39	9	11	3	11	9-0	44	79
Radford	23-56	.411	7-15	.467	6-6	1.000	11	20	31	10	19	1	3	24-0	37	59
FSU	25-61	.410	11-22	.500	19-29	.655	17	19	36	18	6	7	9	18-1	35	80
UM-Baltimore	21-48	.438	3-11	.273	11-19	.579	11	23	34	10	17	1	4	25-0	17	56
FSU	29-55	.527	6-11	.545	15-22	.682	11	29	40	19	16	2	4	18-0	40	79
UM-Eastern Shore	27-70	.386	4-16	.250	8-16	.500	18	15	33	8	9	5	12	22-0	28	66
FSU	25-59	.424	6-12	.500	13-23	.565	14	22	36	13	7	4	7	13-0	29	69
Virginia	26-64	.406	5-23	.217	7-8	.875	16	25	41	10	10	5	3	19-0	32	64
FSU	26-62	.419	10-22	.455	11-15	.733	13	21	34	14	9	7	6	17-1	27	OT 73
Wake Forest	28-58	.483	10-20	.500	9-12	.750	11	25	36	15	11	4	7	19-0	46	OT 75
FSU	25-72	.347	10-25	.400	5-5	1.000	18	18	36	14	12	2	9	18-1	28	65
N.C. State	25-59	.424	8-23	.348	13-18	.722	18	29	47	14	16	5	5	13-0	22	71
FSU	27-44	.614	10-20	.500	11-20	.550	10	16	26	18	12	6	5	16-0	41	75
Clemson	25-54	.463	2-11	.182	10-18	.556	17	13	30	10	12	1	4	22-1	26	62
FSU	25-56	.446	5-21	.238	10-18	.556	12	21	33	9	20	3	6	19-0	36	65
Duke	28-60	.467	9-23	.391	20-26	.769	13	22	35	14	11	2	9	17-0	39	85
FSU	24-65	.369	9-23	.391	14-23	.609	21	18	39	16	12	7	5	17-1	34	71
North Carolina	32-55	.582	6-8	.750	12-21	.571	10	23	33	20	12	4	5	18-0	42	82
FSU	23-80	.288	7-29	.241	5-10	.500	19	27	46	13	19	9	13	26-2	25	58
Georgia Tech	24-61	.393	5-21	.238	26-37	.703	15	41	56	15	19	3	14	15-0	36	79
FSU	21-56	.375	5-21	.238	12-19	.632	8	21	29	11	11	4	10	19-1	28	59
Virginia	24-54	.444	5-11	.455	11-17	.647	14	27	41	8	18	2	4	16-0	21	64
FSU	25-60	.417	8-27	.296	9-13	.692	11	12	23	10	16	1	10	27-1	29	67
Wake Forest	19-37	.514	11-24	.458	32-39	.821	10	25	35	13	24	4	5	16-0	39	81
FSU	31-54	.574	9-18	.500	29-40	.725	13	23	36	15	14	6	10	26-1	35	100
Maryland	22-56	.393	7-30	.233	27-37	.730	15	16	31	15	14	1	7	30-1	28	78
FSU	27-67	.403	4-15	.267	21-27	.778	20	19	39	14	13	6	18	14-1	31	79
N.C. State	22-59	.373	12-35	.343	10-15	.667	19	24	43	13	25	3	4	23-2	28	66
FSU	20-47	.426	8-25	.320	11-24	.458	9	21	30	11	14	2	11	23-1	28	59
Clemson	20-42	.476	4-15	.267	23-35	.657	8	24	32	12	17	3	5	22-0	23	67
FSU	33-68	.485	5-16	.313	16-23	.696	14	17	31	16	9	2	13	25-2	40	87
Duke	29-60	.483	14-28	.500	21-30	.700	18	27	45	15	17	4	2	20-0	39	93
FSU	29-51	.569	11-17	.647	15-23	.652	9	20	29	13	15	5	9	15-1	46	84
North Carolina	29-58	.500	14-31	.452	8-13	.615	10	15	25	22	12	1	10	20-1	44	80
FSU	29-56	.518	4-13	.308	6-15	.400	14	14	28	15	13	1	6	19-0	30	68
Georgia Tech	26-50	.520	10-21	.476	21-28	.750	14	21	35	18	12	3	6	16-0	41	83
FSU	27-63	.429	4-19	.211	20-24	.833	9	25	34	18	18	3	6	25-3	33	79
Maryland	27-56	.482	9-20	.450	25-36	.694	12	28	40	20	22	4	11	19-0	40	88
FSU	21-73	.288	3-25	.120	20-28	.714	25	26	51	4	18	2	10	36-4	29	65
N.C. State	21-49	.429	8-20	.400	30-51	.588	12	30	42	17	19	2	13	24-0	43	80



# '95-'96 STATISTICS

## Game-By-Game Individual Points — Rebounds

Date	Opponent	Score	Attend	Brower	Collins	Curry	Greer	Jackson	Louis	McClendon	Luchman	Shepherd	Sparks	Wooden	
11/27	Howard	97-81	4,200	6-2	28-6	3-4	18-3	10-8	DNP	10-7	16-9	1-0	1-2	DNP	
11/28	Florida International	95-88	3,200	8-1	21-4	8-7	8-4	15-7	DNP	2-5	18-10	5-4	6-4	DNP	
12/2	Jacksonville	87-80	5,292	0-2	17-5	3-5	12-2	12-9	19-13	12-3	10-2	DNP	2-3	DNP	
12/5	Tulane	77-78	5,609	0-0	28-6	13-5	8-7	10-4	6-6	0-2	12-7	0-0	0-0	DNP	
12/9	DePaul	85-80	6,104	2-0	22-7	10-5	11-6	14-6	22-10	0-0	4-7	0-3	DNP	DNP	
12/12	Connecticut	61-79	8,873	0-1	12-4	10-4	5-2	13-3	1-8	DNP	8-9	11-4	1-0	DNP	
12/16	Florida	74-52	11,298	2-0	22-3	0-7	13-4	7-4	10-4	3-0	15-10	0-0	2-0	DNP	
12/20	Radford	79-59	4,372	1-0	17-1	15-6	13-4	5-6	15-8	0-1	13-10	0-1	DNP	DNP	
12/28	UMBC	80-56	4,201	12-0	16-3	3-7	7-2	DNP	15-6	0-1	15-9	11-3	4-0	DNP	
12/30	UMES	79-66	2,436	4-1	16-5	19-7	7-3	DNP	6-3	DNP	16-9	1-1	10-10	DNP	
1/3	Virginia	69-64	8,335	3-1	17-6	0-5	22-3	DNP	4-9	0-0	18-10	5-0	0-0	0-1	
1/6	Wake Forest	(OT) 73-75	6,893	0-0	18-2	13-5	15-3	12-5	6-6	DNP	9-7	0-0	DNP	DNP	
1/13	N.C. State	65-71	12,400	14-1	15-7	11-3	6-2	2-4	11-7	DNP	0-7	6-3	DNP	DNP	
1/17	Clemson	75-62	7,892	5-1	23-6	16-3	7-3	8-4	4-6	DNP	4-1	6-0	2-0	0-1	
1/20	Duke	65-85	9,314	3-0	13-6	7-2	4-1	13-4	7-5	DNP	11-8	4-2	0-0	3-1	
1/24	North Carolina	71-82	10,031	5-2	21-8	16-5	2-2	12-5	12-7	DNP	6-5	3-2	DNP	0-0	
1/27	Georgia Tech	58-79	9,237	14-2	17-2	6-4	1-1	6-6	6-8	DNP	0-5	4-1	0-3	4-4	
2/3	Virginia	59-64	6,368	3-0	8-0	8-2	9-6	17-7	6-4	DNP	3-8	3-0	2-1	DNP	
2/7	Wake Forest	67-81	14,034	17-4	19-7	4-0	2-1	4-6	6-2	DNP	0-0	15-3	0-0	0-0	
2/10	Maryland	100-78	4,710	17-4	13-5	0-0	16-4	6-2	16-8	DNP	7-4	21-2	4-4	0-1	
2/14	N.C. State	79-66	4,484	2-3	20-4	0-1	16-6	4-5	17-9	DNP	4-2	16-4	0-0	DNP	
2/17	Clemson	59-67	11,100	6-2	28-4	1-1	2-1	6-6	7-5	DNP	6-7	3-0	DNP	0-1	
2/22	Duke	87-93	7,980	5-2	20-4	4-1	17-3	13-6	8-5	DNP	15-5	5-1	0-1	0-0	
2/24	North Carolina	84-80	21,572	17-2	27-3	0-0	4-3	9-3	7-7	DNP	11-4	9-2	DNP	0-1	
2/28	Georgia Tech	68-83	6,837	10-5	14-1	0-0	9-4	6-2	DNP	DNP	12-6	5-1	5-1	7-5	
3/4	Maryland	78-88	14,500	9-4	17-6	0-0	9-3	15-4	DNP	DNP	12-5	7-3	9-8	0-0	
3/7	N.C. State	65-80	16,961	8-2	11-6	4-1	10-8	8-10	4-4	DNP	7-6	9-4	0-0	4-7	
<b>Total Points:</b>				<b>173</b>	<b>494</b>	<b>174</b>	<b>253</b>	<b>227</b>	<b>215</b>	<b>27</b>	<b>249</b>	<b>150</b>	<b>52</b>	<b>18</b>	
<b>Total Rebounds:</b>				<b>44</b>	<b>121</b>	<b>90</b>	<b>93</b>	<b>126</b>	<b>150</b>	<b>19</b>	<b>172</b>	<b>44</b>	<b>37</b>	<b>22</b>	

## Individual Highs — Season & Career

Season	Career	Season	Career
<b>Geoff Brower</b>		<b>Corey Louis</b>	
17 points vs. Wake Forest, vs. Maryland, at North Carolina	First Year	22 points vs. DePaul	26 points at North Carolina (94-95)
5 rebounds vs. Georgia Tech		13 rebounds vs. Jacksonville	15 rebounds at UNC-Greensboro (94-95)
4 assists vs. Clemson, vs. Maryland		5 blocks vs. N. Carolina, vs. Maryland	9 blocks vs. Maryland (94-95)
2 steals vs. Maryland, vs. N.C. State		4 steals vs. Radford	4 steals vs. Radford (95-96)
<b>James Collins</b>		<b>Kirk Luchman</b>	
28 points vs. Howard, Tulane, Clemson	29 points vs. South Florida (94-95)	18 points vs. Fla. International	18 points vs. Fla. International (95-96)
8 rebounds vs. North Carolina	8 rebounds, six times	10 rebounds, four times	10 rebounds, four times
7 assists, three times	9 assists vs. Morgan State (93-94)	2 blocks, six times	3 blocks at UNC Greensboro (94-95)
6 steals vs. N.C. State	6 steals, twice	4 steals vs. Virginia, vs. Duke	4 steals, twice
<b>Avery Curry</b>		<b>Scott Shepherd</b>	
19 points vs. Maryland - E. Shore	19 points vs. Maryland - E. Shore (95-96)	21 points vs. Maryland	21 points vs. Maryland (95-96)
7 rebounds vs. Maryland - E. Shore	7 rebounds, five times	4 rebounds, three times	6 rebounds vs. Virginia (94-95)
7 assists vs. Fla. International	7 assists vs. Fla. International (95-96)	7 assists vs. N.C. State	7 assists vs. N.C. State (95-96)
5 steals vs. Fla. International	5 steals vs. Fla. International (95-96)	4 steals at Wake Forest	4 steals at Wake Forest (95-96)
<b>LaMarr Greer</b>		<b>Gentry Sparks</b>	
22 points at Virginia	22 points at Virginia (95-96)	10 points vs. Maryland - E. Shore	First Year
8 rebounds vs. N.C. State	8 rebounds at N.C. State (95-96)	10 rebounds vs. Maryland - E. Shore	
12 assists at Tulane	12 assists at Tulane (95-96)	2 assists vs. Maryland - E. Shore	
3 steals vs. Duke	4 steals vs. Fla. International (94-95)	2 steals vs. Fla. International	
<b>Randell Jackson</b>		<b>Tim Wooden</b>	
17 points vs. Virginia	First Year	7 points vs. Georgia Tech	8 points vs. Duke (94-95)
10 rebounds vs. N.C. State		7 rebounds vs. N.C. State	7 rebounds vs. N.C. State (95-96)
5 blocks vs. Wake Forest		3 blocks at Georgia Tech	5 blocks vs. Duke (94-95)
3 steals vs. N.C. State		2 steals at Georgia Tech	2 steals at Georgia Tech (95-96)

## Game 1 HOWARD *Bison*

Nov. 27

Pat Kennedy kicked off his 10th season at the Florida State helm by leading the Seminoles to a 97-81 victory over Howard. The win marked Kennedy's ninth in season openers at FSU. Five Seminoles, including four starters, scored in double figures led by James Collins' game-high 28 points. LaMarr Greer (18), Kirk Luchman (16), Randell Jackson (10) and Kelvin McClendon (10) rounded out the double-figure scorers as the Tribe shot what would prove to be a season-best 61.7 percent from the floor. The Seminoles jumped out to a 52-24 halftime lead, that included 32 of the half's final 36 points, before being outscored 57-45 in the second stanza. Greer ran the show from the point with career highs for points (18) and assists (9). Luchman carried his pre-season success over to the opener netting a personal-best 16 points and grabbing nine rebounds to equal his career high.

FSU Howard		97		81		Game 1		November 27, 1995		Tallahassee, Florida														
FSU Name	MP	FG M-A	FT M-A	REB	A	TO	BS	S	TP	Howard Name	MP	FG M-A	FT M-A	REB	A	TO	BS	S	TP					
Jackson	28	4-6	2-3	8	0	4	1	1	10	Chenier	15	8-10	10-13	3	0	1	1	1	26					
Collins	35	9-15	9-15	6	7	1	0	3	28	Dedmon	19	1-2	0-0	2	1	3	0	1	2					
Luchman	24	8-10	0-2	9	1	2	0	0	16	Brown	20	2-7	1-2	6	0	0	0	0	5					
Curry	25	1-5	0-0	4	3	2	1	1	3	Outtz	35	6-16	3-7	0	1	5	0	0	19					
Greer	29	7-8	2-2	3	9	3	1	1	18	Johnson	36	3-8	0-0	3	0	1	1	3	6					
Shepherd	11	0-0	1-2	0	0	3	0	1	1	Ross	9	1-2	1-2	1	0	1	0	0	3					
Sparks	13	2-2	1-2	0	1	2	1	0	5	Blackmon	5	0-0	0-0	3	0	1	0	0	0					
McClendon	20	4-7	1-2	7	0	1	0	0	10	Shamwell	5	0-0	0-0	0	0	1	0	0	0					
Brower	15	2-7	2-2	2	1	0	1	0	6	Watson	27	6-12	0-0	7	1	1	1	2	15					
Team				1	Deadball: 5					Gay	11	1-5	0-0	2	1	1	0	0	2					
Totals	200	37-60	18-30	42	22	19	4	9	97	Allen	13	1-4	1-5	3	1	0	0	0	3					
3-Point Field Goals:										Team				1	Deadball: 7									
FSU: Greer 2-3, McClendon 1-1, Collins 1-3, Curry 1-4, Brower 0-1										Totals	200	29-66	15-29	31	5	15	3	10	81					
Howard: Outtz 4-7, Watson 3-6, Gay 0-1, Brown 0-2										FSU:				52	45				97					
										Howard:				24	57				81					
										Attendance:				4,200										

## Game 2 FLORIDA INTERNATIONAL *Golden Panthers*

Nov. 28

The Seminoles improved to 2-0 with a 92-44 thumping of over-matched Florida International. Playing its second game in as many days, FSU held FIU to 15 first half points in cruising to the win. The Seminole attack was paced by James Collins' game-high 21 points. Kirk Luchman added 18 and Randell Jackson 15 to round out the scoring as every Florida State player that entered the game scored. For the second consecutive game FSU shot over 50 percent from the floor (50.7). The Seminoles also out-rebounded FIU by a 52-28 margin. Luchman posted career-high point (18) and rebound (10) totals with his first ever double-double. Avery Curry also added a career-best seven assists.

FSU Florida International		92		44		Game 2		November 28, 1995		Tallahassee, Florida														
FSU Name	MP	FG M-A	FT M-A	REB	A	TO	BS	S	TP	FIU Name	MP	FG M-A	FT M-A	REB	A	TO	BS	S	TP					
Collins	26	9-16	0-0	4	2	1	0	2	21	Harris	27	2-5	2-3	4	0	2	0	1	6					
Jackson	29	7-10	1-1	7	0	3	2	0	15	Johnson	22	3-8	2-2	0	1	2	0	1	10					
Luchman	25	6-9	6-7	10	3	3	2	1	18	Thunell	27	0-3	0-0	4	0	3	0	0	0					
Curry	25	3-8	2-5	7	7	0	1	5	8	Aharoni	20	2-6	0-0	4	2	3	0	0	5					
Greer	23	4-7	0-0	4	7	2	1	1	8	Taylor	22	2-11	0-2	3	0	6	0	1	6					
Shepherd	13	1-6	3-4	4	0	0	0	1	5	Denkak	10	0-2	1-4	1	0	1	0	0	1					
Sparks	19	3-4	0-0	4	1	1	1	2	6	Hensley	19	1-2	0-0	0	1	3	0	0	2					
McClendon	20	0-2	2-2	5	0	2	0	2	2	Coats	2	1-2	0-0	0	0	1	0	0	2					
Brower	17	3-7	1-3	3	2	3	0	1	8	Gramatkov	4	1-1	0-0	0	0	1	0	0	2					
Mulligan	3	0-2	1-2	1	1	0	0	0	1	Johnson	20	1-9	2-2	4	4	3	0	1	4					
Team				3	Deadball: 4					Esthorne	3	0-0	0-0	1	0	0	0	0	0					
Totals	200	35-71	16-24	52	23	15	7	15	92	Davis	19	2-5	0-0	2	0	2	1	0	5					
3-Point Field Goals:										Team				5	Deadball: 4									
FSU: Collins 3-9, Brower 1-4, Greer 0-1, Curry 0-3, Shepherd 0-3										Totals	200	15-54	7-13	28	8	25	1	6	44					
FIU: Johnson 2-4, Taylor 2-6, Hensley 1-2, Davis 1-3, Aharoni 1-4, Thunell 0-1, Johnson 0-2										FSU:				40	52				92					
										Florida International:				15	29				44					
										Attendance:				3,200										

## Game 3 JACKSONVILLE *Dolphins*

Dec. 2

Corey Louis returned to the Seminole lineup to score 19 points and grab 13 rebounds in leading Florida State to an 87-80 victory against Jacksonville. Making his first appearance of the season, Louis scored 14 second half points as the Seminoles held off a furious Jacksonville comeback attempt. Trailing 48-34 at the break, JU pulled to within two points at 58-56 with 10:24 left. Louis and James Collins ignited an 18-4 run that gave FSU a 79-62 lead with 5:20 remaining. The Seminoles then went ice-cold from the free throw line, hitting just 18 of 39, in allowing Jacksonville to get back within six points, 81-75, with 2:16 left. Six Seminoles scored in double figures led by Louis (19), Collins (17), Randell Jackson (12), LaMarr Greer (12), Kelvin McClendon (12) and Kirk Luchman (10).

FSU Jacksonville		87		80		Game 3		December 2, 1995		Tallahassee, Florida										
FSU Name	MP	FG M-A	FT M-A	REB	A	TO	BS	S	TP	Jacksonville Name	MP	FG M-A	FT M-A	REB	A	TO	BS	S	TP	
Jackson	30	6-9	0-2	9	0	3	1	0	12	McClary	37	8-18	3-4	6	7	4	2	5	19	
Collins	34	6-16	2-4	5	7	4	1	3	17	Martin	25	4-5	1-2	4	1	3	0	1	9	
Luchman	16	4-5	2-3	2	1	0	0	1	10	Johnson	21	2-5	2-2	8	1	1	0	0	6	
Curry	24	0-5	3-5	5	1	0	0	0	3	Malloy	28	2-10	0-1	1	0	0	0	0	5	
Greer	36	3-7	5-9	2	7	8	0	2	12	Brown	9	0-1	0-0	1	2	2	0	0	0	
Sparks	6	1-1	0-1	3	0	0	0	0	2	Ross	14	4-6	1-3	4	0	0	0	0	9	
McClendon	19	4-7	3-9	3	2	0	0	3	12	Charles	20	1-3	3-5	3	1	0	0	2	5	
Brower	7	0-2	0-0	2	0	0	0	1	0	Fox	23	7-10	1-3	2	2	4	0	3	2	
Louis	28	8-16	3-6	13	1	2	4	0	13	Knox	15	4-8	0-0	4	1	1	0	1	11	
Team				9	Deadball: 8					Krieger	8	0-0	0-0	0	1	0	0	0	0	
Totals	200	32-68	18-39	53	19	17	6	10	87	Team				4	Deadball: 2					
3-Point Field Goals:										Totals	200	32-66	11-20	37	15	17	2	12	80	
FSU: Collins 3-9, Greer 1-1, McClendon 1-2, Curry 0-1, Brower 0-1										FSU:				48	39				87	
Jacksonville: Knox 3-4, Fox 1-2, Malloy 1-9										Jacksonville:				34	46				80	
										Attendance:				5,292						

## Game 4 TULANE *Green Wave*

Dec. 5

Jerald Honeycutt hit a desperation three-pointer at the buzzer while falling out of bounds to give Tulane a 78-77 victory over Florida State. Honeycutt's heroics capped a wild final minute in which the lead changed hands four times. James Collins hit all three free throws with 6.6 seconds left to give FSU a 77-75 advantage. Collins, who scored a game-high 28, was fouled by LeVeldro Simmons attempting a three-point shot. After a timeout, Corey Childs brought the ball upcourt for Tulane, but lost control just after crossing midcourt. The ball bounced to the left corner where Honeycutt, falling out of bounds, picked up the loose ball and threw in the game-winner as the buzzer sounded. Florida State led throughout the first half, jumping to a 21-7 lead in the game's first 6:32. Tulane trailed 40-39 at halftime and got its first lead of the game on a layup by Honeycutt 15 seconds into the second half, during which the lead changed hands 15 times. LaMarr Greer dished out a career-high 12 assists, while Avery Curry added 13 points, Kirk Luchman drained 12 and Randell Jackson netted 10 to round out the Seminole double-figure scorers.

FSU Tulane		77		78		Game 4		December 5, 1995		New Orleans, LA										
FSU Name	MP	FG M-A	FT M-A	REB	A	TO	BS	S	TP	Tulane Name	MP	FG M-A	FT M-A	REB	A	TO	BS	S	TP	
Jackson	22	5-7	0-0	4	0	2	0	0	10	Allen	26	6-7	7-7	3	1	4	0	1	19	
Collins	39	9-18	5-5	6	4	4	0	3	28	Childs	26	5-9	0-0	2	1	2	0	3	11	
Luchman	34	6-9	0-1	7	0	1	0	1	12	Honeycutt	36	6-13	5-7	4	5	2	0	3	16	
Curry	29	3-11	5-6	5	2	5	0	1	15	Simmons	36	6-11	2-2	3	3	2	1	4	16	
Greer	37	3-10	0-0	7	12	2	0	0	8	Lewis	23	1-4	0-0	2	5	1	0	1	3	
Shepherd	3	0-0	0-0	1	1	0	0	0	0	Cameron	19	2-5	0-0	1	1	0	1	0	5	
Sparks	1	0-0	0-0	0	0	0	0	0	0	Moore	18	1-4	0-0	1	1	0	1	0	2	
McClendon	12	0-1	0-0	2	0	2	0	0	0	Nelson	14	2-4	0-2	3	0	1	0	0	4	
Brower	0	0-0	0-0	0	0	0	0	0	0	Team				3	Deadball: 2					
Louis	23	3-5	0-1	6	0	0	1	0	6	Totals	200	29-57	14-18	27	19	12	2	15	78	
Team				0	Deadball: 0					FSU:				40	37				77	
Totals	200	29-60	10-13	37	19	17	1	5	77	Tulane:				39	39				78	
3-Point Field Goals:										Attendance:				5,609						
FSU: Collins 5-9, Greer 2-3, Curry 2-6, McClendon 0-1										Tulane: Simmons 2-5, Childs 1-1, Honeycutt 1-3, Cameron 1-3, Lewis 1-4, Moore 0-1										

### Game 5 DEPAUL *Blue Demons* Dec. 9

James Collins and Corey Louis each had 22 points and Avery Curry scored FSU's last eight points as the Seminoles held off DePaul 85-80 in the opening game of the ThunderDome Shootout. Curry had scored only two points before his short hook gave Florida State a 79-71 lead with 3:06 left. The Tallahassee native added six free throws in the last two minutes to seal the win. DePaul rallied from a 15-point deficit, but never got closer than four down the stretch. Jermaine Watts sparked the Blue Demons with 27 points and Bryant Bowden added 26, including 20 in the first half. The Blue Demons pulled within 81-77 with just under a minute to go before Peter Patton missed a three-point attempt that would have trimmed it to one. Corey Louis made his first start of the season and finished with a double-double (22 points, 10 rebounds) in 34 minutes.

FSU DePaul													Game 5 December 9, 1995 St. Petersburg, Florida												
85													80												
FSU Name	MP	FG M-A	FT M-A	REB	A	TO	BS	S	TP	DePaul Name	MP	FG M-A	FT M-A	REB	A	TO	BS	S	TP						
Louis	34	9-13	4-7	10	0	1	4	0	22	Curry	35	4-8	0-0	8	4	0	0	1	8						
Collins	36	8-17	2-2	7	6	3	2	2	22	Cooper	7	0-4	0-0	5	0	0	0	0	0						
Luchman	18	2-3	0-0	7	0	0	1	3	4	Bowden	38	11-15	4-5	6	1	2	2	1	26						
Curry	34	2-11	6-6	5	2	2	0	0	10	Watts	35	7-19	12-14	4	6	4	0	0	27						
Greer	37	4-9	3-3	6	5	4	0	1	11	Patton	33	2-10	4-4	5	1	2	0	0	10						
Jackson	28	6-10	2-3	6	0	0	1	0	14	Gelatt	3	0-1	0-0	0	0	0	0	0	0						
Shepherd	3	0-0	0-1	3	1	0	0	0	0	Singer	13	0-1	0-0	2	0	1	0	0	0						
McClendon	6	0-2	0-0	0	0	0	0	0	0	Li	9	1-3	0-0	1	0	0	1	0	3						
Brower	2	1-2	0-0	0	0	0	0	0	2	Murray	3	0-0	0-0	1	0	0	0	0	0						
Team				0	0	0	0	0	2	Gay	23	3-7	0-4	3	3	0	0	0	6						
Totals	200	32-67	17-22	44	14	10	8	6	85	Team				5	Deadball: 2										

### Game 6 CONNECTICUT *Huskies* Dec. 12

The Seminoles picked a bad time to go cold in being steamrolled by 7th-ranked Connecticut, 79-61. UConn ran off to a 24-6 lead as Florida State made one field goal in the first 12 minutes. FSU shot 27 percent for the game. The Huskies were never threatened, scoring the first 11 points of the game on their way to a 40-25 halftime lead. FSU went scoreless for almost four minutes before Corey Louis' free throw, his only point of the game. Connecticut rolled up a 24-6 lead before Scott Shepherd came off the bench and buried three three-pointers to key a 19-8 FSU run. Only two Seminole starters managed field goals in the first half as the Tribe went 6 for 33 from the field. Freshman Randell Jackson led Florida State with 13 points. FSU's leading scorer James Collins was held to a then season-low 12 points on 3 for 16 shooting.

FSU Connecticut													Game 6 December 12, 1995 Tallahassee, Florida												
61													79												
FSU Name	MP	FG M-A	FT M-A	REB	A	TO	BS	S	TP	UConn Name	MP	FG M-A	FT M-A	REB	A	TO	BS	S	TP						
Louis	24	0-7	1-2	8	0	1	2	0	1	King	17	3-5	1-1	2	0	0	1	0	7						
Collins	40	3-16	5-7	4	4	3	1	1	12	Johnson	18	5-8	1-1	6	2	1	1	1	11						
Luchman	24	2-5	4-5	8	0	1	2	0	1	Knight	26	5-7	0-0	10	1	0	2	0	10						
Curry	25	2-10	4-6	4	2	2	0	1	10	Allen	30	9-19	1-2	7	6	2	0	3	22						
Greer	22	1-5	3-4	2	1	2	0	1	5	Sheffer	33	3-13	1-2	3	7	2	0	0	9						
Jackson	28	4-8	5-5	3	0	0	4	1	13	Jones	17	6-10	2-2	1	1	0	0	1	15						
Shepherd	22	4-7	0-0	4	2	2	0	1	1	Srb	8	0-0	0-0	1	0	1	0	0	0						
Brower	10	0-1	0-0	1	0	1	0	0	0	Inyakin	1	0-0	0-0	2	0	0	0	0	0						
Sparks	1	0-0	1-2	0	0	0	0	0	1	Chapman	1	0-0	0-0	0	2	0	0	0	0						
Team				4	Deadball: 3					Moore	17	0-0	0-0	1	1	0	1	0	0						
Totals	200	16-59	23-31	39	10	14	9	8	61	Klaber	10	0-2	0-0	3	0	0	1	0	0						

### Game 7 FLORIDA *Gators* Dec. 16

Florida State bounced back from its second loss of the season with a convincing 74-52 thumping of in-state rival Florida in the Milk Challenge at the Orlando Arena. The Seminoles cruised to the victory behind 22 points from James Collins and a defensive stand that limited Florida to just one basket in the final 6:52 of the game. FSU quickly buried the memory of a 79-61 pummeling it took on national TV from Connecticut. The same starting five that was 8 for 42 (19 percent) against the Huskies went 21 for 46 (45 percent) against the Gators. Florida State grabbed the upper hand early by spreading its offense and forcing Florida to shoot from the perimeter. The Seminoles were up 36-26 at the half and were never pressured in the second half as the closest Florida could get was to within nine points on three occasions, the last with 8:51 remaining. Collins, who hit just two shots in the first half, responded with 16 points after the break, including 3 for 3 from behind the bonus sphere.

FSU Florida													Game 7 December 16, 1995 Orlando, Florida												
74													52												
FSU Name	MP	FG M-A	FT M-A	REB	A	TO	BS	S	TP	Florida Name	MP	FG M-A	FT M-A	REB	A	TO	BS	S	TP						
Louis	29	3-8	4-4	4	0	1	0	0	10	Thompson	22	2-3	0-0	2	2	1	0	0	4						
Collins	37	7-15	3-5	3	4	3	0	1	22	Williams L	24	5-8	0-0	7	0	2	3	0	7						
Luchman	29	6-9	3-3	10	2	1	2	0	15	Hill	34	7-18	5-8	11	0	3	0	1	19						
Curry	24	0-3	0-0	7	2	0	0	2	0	Williams G	34	1-10	0-0	2	4	2	1	1	6						
Greer	35	5-11	2-6	4	9	1	0	1	15	Shannon	25	4-9	0-0	2	2	2	0	2	6						
Jackson	16	3-8	1-2	4	0	1	3	1	7	Lee	2	0-0	0-0	0	0	1	0	0	0						
Shepherd	5	0-1	0-0	0	0	0	0	0	0	Williams D	11	1-2	0-0	1	1	0	0	0	3						
McClendon	9	1-2	1-2	0	0	0	0	0	3	McFarland	6	0-2	0-0	0	1	0	0	0	0						
Brower	10	1-1	0-1	0	1	1	0	0	2	Spruel	16	0-7	0-0	1	0	0	0	0	0						
Sparks	6	1-2	0-0	0	0	1	0	0	2	Bates	2	0-1	0-0	1	0	0	0	0	0						
Team				6	Deadball: 3					Griffins	1	1-1	0-0	1	0	0	0	0	2						
Totals	200	27-60	15-23	40	19	11	5	5	74	Masood	5	0-0	0-2	3	0	1	0	0	0						

### Game 8 RADFORD *Highlanders* Dec. 20

It took more than 30 minutes before Florida State could pull away from Radford and take a 79-59 win before breaking for Christmas. A first half, three-point shooting exhibition by Radford turned what should have been a blowout into a much closer game. The Highlanders hit 7 of 10 treys in the first half as the Seminoles took a 44-37 advantage into the locker room. With 8:22 left in the game, FSU led 53-51, following a Highlanders eight-point run. But, a pair of baskets by Kirk Luchman and James Collins sparked a 26-6 run and the final 20-point margin of victory. Avery Curry broke out of a season-long shooting slump with a 15-point effort to tie his career-high. FSU had all five starters in double figures led by James Collins' team-high 17 points.

FSU Radford													Game 8 December 20, 1995 Tallahassee, Florida												
79													59												
FSU Name	MP	FG M-A	FT M-A	REB	A	TO	BS	S	TP	Radford Name	MP	FG M-A	FT M-A	REB	A	TO	BS	S	TP						
Louis	26	6-11	3-4	8	1	0	0	4	15	Johnson	25	1-4	0-0	1	2	2	0	1	2						
Collins	39	7-15	2-3	1	3	2	0	2	17	Robinson	29	2-6	0-0	8	0	2	0	0	4						
Luchman	31	5-7	3-6	10	1	3	1	2	13	Parker	4	1-1	0-0	0	0	1	0	0	2						
Curry	29	3-9	8-8	6	1	0	0	2	15	Walker	37	4-10	4-4	6	3	2	0	1	15						
Greer	34	3-4	7-10	4	2	4	1	0	13	Lansdown	36	6-13	2-2	2	7	0	0	0	18						
Jackson	20	2-4	1-4	6	1	0	1	1	5	Bowers	36	9-16	0-0	5	1	3	0	1	18						
Shepherd	6	0-2	0-0	1	0	1	0	0	0	Read	21	0-1	0-0	2	2	2	0	0	0						
McClendon	6	0-2	0-0	1	0	0	0	0	0	Reed	1	0-0	0-0	0	0	0	0	0	0						
Brower	4	0-1	1-2	0	0	1	0	0	1	Weddle	1	0-3	0-0	1	0	0	0	0	0						
Mulligan	1	0-1	0-0	0	0	0	0	0	0	Williams	10	0-0	0-0	1	0	1	0	0	0						
Team				2	Deadball: 4					Team				5	Deadball: 1										
Totals	200	26-55	25-37	39	9	11	3	11	79	Totals	200	23-56	6-6	31	10	19	1	3	59						

**Game 9 Retrievers** Dec. 28  
**MARYLAND-BALTIMORE Co.**

Florida State took control from the opening tip in posting an 80-56 win over Maryland-Baltimore County. Leading all the way, FSU built a 32-point second half advantage. The Tribe was keyed to the victory by committing a season-low six turnovers. Five Seminoles scored in double figures led by James Collins' team-high 16 points. Florida State received stellar bench play from Geoff Brower and Scott Shepherd. Brower netted a then career-best 12 points on 3 of 4 three-point shooting. Shepherd added 11 points and dished a personal-best five assists. Avery Curry tied his career-high with seven rebounds. Center Kirk Luchman was one rebound shy of registering his third straight double-double. He fouled out with 4:47 remaining, leaving the game with 12 points and nine rebounds.

FSU 80										Game 9										
Maryland-Baltimore Co. 56										December 28, 1995										
Tallahassee, Florida																				
FSU Name	MP	FG M-A	FT M-A	REB	A	TO	BS	S	TP	UMBC Name	MP	FG M-A	FT M-A	REB	A	TO	BS	S	TP	
Louis	33	4-10	7-8	6	2	1	4	2	15	Lay	24	1-4	0-0	2	1	3	0	0	2	2
Collins	26	7-13	0-0	3	3	3	0	0	16	Thompson	31	6-12	4-5	10	4	3	1	1	18	1
Luchman	25	3-6	6-9	9	2	1	2	1	12	Bellinger	39	6-14	3-7	9	2	1	0	1	19	1
Curry	22	5-5	0-0	7	0	0	1	2	3	Simms	10	0-2	0-0	0	0	1	0	0	0	0
Greer	24	3-6	2-4	2	3	1	0	1	7	Merna	27	5-7	0-0	1	0	2	0	1	6	0
Shepherd	15	3-6	2-4	3	3	0	0	2	11	van Veen	22	1-3	4-5	5	1	0	0	0	6	0
Sparks	21	1-3	1-2	0	1	0	0	0	4	Skalsky	15	1-3	0-0	1	1	5	0	0	3	0
McClendon	14	0-4	0-0	1	1	0	0	0	0	Lucien	13	1-1	0-1	0	1	2	0	1	2	0
Brower	18	4-7	1-2	0	1	0	0	1	12	Barber	3	0-1	0-0	1	0	0	0	0	0	0
Mulligan	1	0-0	0-0	0	0	0	0	0	0	Polesz	16	0-1	0-0	2	0	0	0	0	0	0
Team				5					5	Team				3					6	
<b>Totals</b>	<b>200</b>	<b>25-61</b>	<b>19-29</b>	<b>38</b>	<b>16</b>	<b>6</b>	<b>7</b>	<b>9</b>	<b>80</b>	<b>Totals</b>	<b>200</b>	<b>21-48</b>	<b>11-19</b>	<b>34</b>	<b>10</b>	<b>17</b>	<b>1</b>	<b>4</b>	<b>56</b>	

**3-Point Field Goals:**  
 FSU: Shepherd 3-4, Brower 3-4, Collins 2-6, Sparks 1-1, Curry 1-3, Greer 1-3, McClendon 0-1  
 UMBC: Thompson 2-4, Skalsky 1-2, Simms 0-1, Lay 0-2, van Veen 0-2.

**Game 10 Fighting Hawks** Dec. 30  
**MARYLAND-EASTERN SHORE**

Florida State put away feisty Maryland-Eastern Shore, 79-66, in Tallahassee. Playing its second game in three days the Seminoles shot over 50 percent for the first time since the season's second game. FSU hit on 29 of 55 (52.7 percent) of its field goal attempts, including 6 of 11 from three-point range. Avery Curry lit it up for the home team by scoring a game- and career-high 19 points. The 6-2 guard was 6 for 8 from the floor and 5 for 5 from the charity stripe, in addition to grabbing seven rebounds. Gentry Sparks came off the bench for Florida State to chalk up his first double-double with 10 points and 10 rebounds in 28 minutes. James Collins and Kirk Luchman each scored 16 points for FSU.

FSU 79										Game 10										
Maryland-Eastern Shore 66										December 30, 1995										
Tallahassee, Florida																				
FSU Name	MP	FG M-A	FT M-A	REB	A	TO	BS	S	TP	UMES Name	MP	FG M-A	FT M-A	REB	A	TO	BS	S	TP	
Louis	21	2-4	2-2	3	0	1	0	0	6	Wright	18	3-8	2-2	4	1	1	0	2	8	0
Collins	38	6-16	1-2	5	2	4	0	0	16	Christian	26	5-10	1-2	7	2	2	2	0	11	0
Luchman	30	7-11	2-3	9	2	2	1	1	16	Woods	27	6-12	3-6	5	1	1	2	2	15	0
Curry	32	6-8	5-5	7	0	3	1	2	19	Grady	27	0-1	0-0	3	1	0	0	0	0	0
Greer	25	3-5	0-2	3	7	4	0	0	7	Reynolds	22	4-11	0-0	0	0	1	0	0	9	0
Shepherd	15	0-2	1-2	1	5	0	0	1	1	Cook	1	0-0	0-0	1	1	0	0	0	0	0
Sparks	28	3-6	4-6	10	2	2	0	0	10	McKinney	26	5-14	0-1	3	1	0	1	3	13	0
Brower	11	2-3	0-0	1	1	0	0	0	4	Ligon	10	0-2	0-0	0	1	0	0	2	0	0
Team				1					7	Langhorne	21	3-8	1-3	1	1	0	1	0	7	0
<b>Totals</b>	<b>200</b>	<b>29-55</b>	<b>15-22</b>	<b>40</b>	<b>19</b>	<b>16</b>	<b>2</b>	<b>4</b>	<b>79</b>	<b>Totals</b>	<b>200</b>	<b>27-70</b>	<b>6-16</b>	<b>33</b>	<b>8</b>	<b>9</b>	<b>5</b>	<b>12</b>	<b>66</b>	


**3-Point Field Goals:**  
 FSU: Collins 3-5, Curry 2-2, Greer 1-2, Shepherd 0-1, Brower 0-1  
 UMES: McKinney 3-8, Reynolds 1-4, Ligon 0-1, Langhorne 0-1, Wright 0-2.

**Game 11** Jan. 3  
**VIRGINIA Cavaliers**

In its Atlantic Coast Conference opener, Florida State seized control by scoring on nine of its first 10 second half possessions for a 69-64 victory over Virginia in front of 8,335 at UVA's University Hall. Sophomore guard LaMarr Greer scored a career-high 22 points, while Kirk Luchman tied his career-best with an 18-point effort. James Collins added 17, including 14 in the second half, to eclipse the 1,000-point career mark. Virginia would not go down quietly, overcoming a nine-point deficit to take a 32-29 halftime lead and cut a 10-point deficit to three in the final three minutes. FSU started the game making five of its first six shots in jumping out to an 11-2 advantage, but then hit only one of its next seven. UVA's Curtis Staples sparked the Cavaliers late run making three consecutive baskets, including two three-pointers, to cut FSU's lead to 63-60 with 3:21 left. The Seminoles iced the game by going 6 for 8 from the free throw line in the final minute.

FSU 69										Game 11										
Virginia 64										January 3, 1996										
Tallahassee, Florida										Charlottesville, Virginia										
FSU Name	MP	FG M-A	FT M-A	REB	A	TO	BS	S	TP	Virginia Name	MP	FG M-A	FT M-A	REB	A	TO	BS	S	TP	
Louis	34	1-11	4-6	10	0	3	2	1	4	Nolan	27	3-7	3-4	12	1	3	0	0	9	0
Collins	37	6-12	3-4	6	3	2	0	2	17	Alexander Co	25	5-11	0-0	0	1	1	0	1	10	0
Luchman	38	7-9	4-6	10	0	1	2	1	18	Staples Co	32	2-5	0-0	11	1	0	4	0	4	0
Curry	30	0-4	0-2	5	4	0	0	1	0	Staples	36	3-14	0-0	6	0	1	0	0	8	0
Greer	35	8-14	5-7	3	4	1	0	0	22	Deane	34	3-11	4-4	2	6	2	0	2	10	0
Shepherd	5	2-3	1-2	0	1	0	0	1	5	Robinson	25	6-13	0-0	4	1	1	0	0	17	0
Sparks	4	0-2	0-0	0	0	0	0	0	0	Johnson	21	2-3	0-0	4	0	2	1	0	6	0
McClendon	4	0-1	0-0	0	0	0	0	0	0	Curtis	0	0-0	0-0	0	0	0	0	0	0	0
Brower	1	1-3	0-0	1	1	0	0	1	3	Watkins	0	0-0	0-0	0	0	0	0	0	0	0
Wooden	5	0-0	0-0	1	0	0	0	0	0	Team				2				1	0	
Team				1					5	Team				2				1	0	
<b>Totals</b>	<b>200</b>	<b>25-59</b>	<b>13-23</b>	<b>36</b>	<b>13</b>	<b>7</b>	<b>4</b>	<b>7</b>	<b>69</b>	<b>Totals</b>	<b>200</b>	<b>26-64</b>	<b>7-8</b>	<b>41</b>	<b>10</b>	<b>10</b>	<b>5</b>	<b>3</b>	<b>64</b>	

**3-Point Field Goals:**  
 FSU: Greer 3-3, Collins 2-5, Brower 1-3, Curry 0-1  
 Virginia: Johnson 2-3, Staples 2-11, Robinson 1-2, Co Alexander 0-1, Deane 0-6.



Kirk Luchman scored 18 points and grabbed 10 rebounds as FSU won its league opener 69-64 at Virginia. The Cavaliers shut down Luchman and won the rematch 64-59 in Tallahassee.

## Game 12 WAKE FOREST Demon Deacons

Jan. 6

Florida State's ACC home opener went down to the final seconds of overtime before Wake Forest emerged with a 75-73 victory. Tim Duncan hit six straight free throws, then blocked LaMarr Greer's short jumper at the buzzer to secure the win for the 12th-ranked Demon Deacons. The Seminoles regained possession with 12 seconds left on a steal by Avery Curry, but could not get a good shot before Greer tried to drive the lane. The second half performances of Curry and Randall Jackson helped FSU rally from a 19-point halftime deficit to tie the game at 64 and force the extra session. James Collins, who led the Seminoles with 18 points, made the front end of a one-and-one with 11.5 seconds left in regulation, but his second shot missed and Wake's Tony Rutland missed the front end of a one-and-one with 9.3 seconds remaining. Jackson returned to the lineup after missing three games due to a concussion to finish with 12 points and five blocks. Curry added 13, all in the second half to spark FSU's comeback.

FSU Wake Forest		73 75		Game 12 January 6, 1996 Tallahassee, Florida														
FSU Name	MP	FG	FT	REB	A TO BS S TP	Wake Forest Name	MP	FG	FT	REB	A TO BS S TP							
Louis	33	3-10	0-0	6	2 3 1 0 6	Peral	42	8-12	0-0	5	0 2 2 1 19							
Collins	45	5-13	4-5	2	5 1 0 2 18	Stringfellow	15	0-1	0-0	2	0 0 0 0 0 0							
Luchman	22	2-4	5-8	7	1 1 1 0 9	Duncan	40	4-13	9-9	9	4 3 2 0 0 17							
Curry	40	5-10	0-2	5	1 1 0 2 13	Rutland	43	9-19	0-2	7	6 1 0 2 23							
Greer	43	7-11	0-0	5	4 2 0 2 15	LaRue	19	0-1	0-0	2	1 3 0 0 0 0							
Shepherd	2	0-1	0-0	0	0 0 0 0 0 0	Goolsby	3	1-1	0-0	0	0 0 1 0 0 0 2							
Brower	5	0-1	0-0	0	0 0 1 0 0 0	Jackson	18	2-3	0-0	2	1 0 0 0 1 4							
Jackson	35	4-6	2-2	5	1 0 1 5 0 12	Braswell	32	3-5	0-1	4	2 1 0 2 8 8							
Team				4	Deadball: 2	Allen	18	1-3	0-0	2	1 0 0 1 2 2							
<b>Totals</b>	<b>225</b>	<b>25-62</b>	<b>11-15</b>	<b>34</b>	<b>14</b>	<b>9</b>	<b>7</b>	<b>63</b>	<b>Totals</b>	<b>225</b>	<b>28-58</b>	<b>9-12</b>	<b>35</b>	<b>15</b>	<b>11</b>	<b>4</b>	<b>7</b>	<b>75</b>
<b>3-Point Field Goals:</b>						<b>FSU:</b> Collins 4-12, Curry 3-3, Jackson 2-3, Greer 1-3, Shepherd 0-1						<b>Wake Forest:</b> Rutland 5-9, Peral 3-6, Braswell 2-2, Duncan 0-2, LaRue 0-1						
<b>Attendance:</b> 6,893																		

## Game 13 N.C. STATE Wolfpack

Jan. 13

Al Pinkins came off the bench to score all 11 of his points in a six-minute stretch of the second half to rally N.C. State past FSU, 71-65, in Raleigh. Playing their first game in a week after having the Maryland game postponed because of snow, the Seminoles went on a 13-2 first half run before the Wolfpack responded with a 7-0 spurt to pull within 28-22 at halftime. Four straight threes out of the break sparked a 14-7 run that gave N.C. State its first lead at 36-35 with 16:23 remaining. Seven lead changes followed before Pinkins took over. The Seminoles hurt themselves with a 2 for 13 stretch in the midst of the Wolfpack comeback. James Collins had a team-high 15 points for FSU. Geoff Brower came in off the bench to add a then career-high 14 points.

FSU N.C. State		65 71		Game 13 January 13, 1996 Raleigh, North Carolina														
FSU Name	MP	FG	FT	REB	A TO BS S TP	N.C. State Name	MP	FG	FT	REB	A TO BS S TP							
Louis	31	5-11	1-1	7	0 0 1 0 11	Hyatt	33	4-5	2-2	10	5 3 3 2 13							
Collins	28	5-18	3-3	7	1 4 0 3 15	Strong	27	3-10	3-4	7	0 1 0 0 11							
Luchman	32	0-7	0-0	7	2 1 1 1 0	Fuller	35	6-12	5-7	8	2 4 2 0 17							
Curry	36	4-10	0-0	3	1 2 0 3 11	Marshall	29	2-4	2-2	3	2 3 0 2 8							
Greer	29	2-6	1-1	2	3 5 0 1 6	Benjamin	22	3-12	0-1	5	5 3 0 1 6							
Shepherd	11	2-6	0-0	3	5 0 0 1 6	Harrison, C.	10	1-3	0-0	0	0 0 0 0 2							
Brower	16	6-8	0-0	1	2 0 0 0 14	Harrison, M.	11	1-2	0-0	3	0 2 0 0 3							
Jackson	17	1-5	0-0	4	0 0 0 0 2	Pinkins	19	5-8	1-2	6	0 0 0 0 11							
Team				2	Deadball: 0	Sutton	9	0-2	0-0	2	0 0 0 0 0 0							
<b>Totals</b>	<b>200</b>	<b>25-72</b>	<b>5-5</b>	<b>36</b>	<b>14</b>	<b>12</b>	<b>2</b>	<b>9</b>	<b>65</b>	<b>Totals</b>	<b>200</b>	<b>25-59</b>	<b>13-18</b>	<b>47</b>	<b>14</b>	<b>16</b>	<b>5</b>	<b>71</b>
<b>3-Point Field Goals:</b>						<b>FSU:</b> Curry 3-8, Shepherd 2-5, Brower 2-5, Collins 2-6, Greer 1-2, Jackson 0-1						<b>N.C. State:</b> Hyatt 3-3, Marshall 2-4, Strong 2-5, M. Harrison 1-2, Fuller 0-1, C. Harrison 0-1, Pinkins 0-1, Sutton 0-1, Benjamin 0-5						
<b>Attendance:</b> 12,400																		

## Game 14 CLEMSON Tigers

Jan. 17

James Collins made four three-pointers in the second half and scored 23 points as Florida State handed 19th-ranked Clemson its second straight defeat, 75-62. Collins sank three straight long-range bombs after Clemson had pulled to 49-45 with a 19-8 run to start the second half. Avery Curry scored seven points in the final minute of the first half when the Seminoles opened a 41-26 lead at the break. Curry was the only other Seminole in double figures with 16 points, 12 in the opening half. Clemson lost its second straight game after an 11-0 start. FSU made 10 of 20 threes and shot 61.4 percent from the field. Collins, who was 5 of 8 on three-pointers, also had six assists, six rebounds and three steals. Clemson, which opened the game with four freshmen and a sophomore in its lineup, shot 46.3 percent.

FSU Clemson		75 62		Game 14 January 17, 1996 Tallahassee, Florida															
FSU Name	MP	FG	FT	REB	A TO BS S TP	Clemson Name	MP	FG	FT	REB	A TO BS S TP								
Louis	26	2-2	0-0	6	1 2 3 1 4	Jurkunas	22	0-4	0-0	4	1 1 0 0 0 0								
Collins	36	8-12	2-5	6	6 1 1 3 23	Christie	26	6-9	0-0	2	1 1 0 0 0 13								
Luchman	22	2-2	0-0	1	0 2 1 1 4	Wolman	22	2-5	1-4	2	2 1 0 0 1 6								
Curry	30	7-12	1-3	3	2 0 0 0 16	Mohrlyre	39	1-8	2-2	3	5 3 0 0 0 4								
Greer	28	1-2	4-8	3	4 2 0 0 7	Buckner	35	4-12	6-8	4	0 2 1 0 14								
Shepherd	12	2-2	0-0	0	0 0 0 0 6	Jones	11	3-5	0-0	0	0 0 0 0 1 6								
Brower	14	2-5	0-0	1	4 2 0 0 0 5	Johnson	16	5-6	0-1	5	1 1 0 0 0 11								
Jackson	25	2-5	4-4	4	1 2 0 0 8	Chester	1	0-0	0-0	0	0 0 0 0 0 0								
Wooden	3	0-0	0-0	1	0 0 0 0 0 0	Jamison	28	4-5	1-3	8	0 1 0 2 9 9								
Sparks	4	1-1	0-0	0	1 1 0 0 2	Team				2	Deadball: 4								
Team				1	Deadball: 3	<b>Totals</b>	<b>200</b>	<b>25-54</b>	<b>10-18</b>	<b>30</b>	<b>10</b>	<b>12</b>	<b>1</b>	<b>4</b>	<b>62</b>				
<b>Totals</b>	<b>200</b>	<b>25-72</b>	<b>5-5</b>	<b>36</b>	<b>14</b>	<b>12</b>	<b>2</b>	<b>9</b>	<b>65</b>	<b>Totals</b>	<b>200</b>	<b>25-54</b>	<b>10-18</b>	<b>30</b>	<b>10</b>	<b>12</b>	<b>1</b>	<b>4</b>	<b>62</b>
<b>3-Point Field Goals:</b>						<b>FSU:</b> Collins 5-8, Shepherd 2-2, Greer 1-2, Curry 1-3, Brower 1-4, Jackson 0-1						<b>Clemson:</b> Johnson 1-2, Christie 1-3, Buckner 0-1, Mohrlyre 0-2, Jurkunas 0-3							
<b>Attendance:</b> 7,892																			

## Game 15 DUKE Blue Devils

Jan. 20

Duke shot 62.5 percent in the second half to run away with an 85-65 victory in Durham. The Blue Devils hit their first nine shots in the second half and turned a 39-36 halftime lead into a rout. Not even three FSU time-outs in the half's first five minutes could break the Blue Devils' momentum. The tide turned ugly for FSU late in the first half when Duke went on a 17-8 run to close out the stanza and turn a 28-22 deficit into a 39-36 lead. The Blue Devils came out of the break to mount a 12-2 run and took control. After going on a three-and-a-half minute, 15-4, tear, the Seminoles held a 24-18 edge 10:58 before the break. But then the dam collapsed as Duke forced a season-high 20 FSU turnovers. Jeff Capel netted a game-high 20 points and Chris Collins added 16 for the Blue Devils. James Collins and Randall Jackson each scored for 13 points to pace the Seminole attack.

FSU Duke		65 85		Game 15 January 20, 1996 Durham, North Carolina														
FSU Name	MP	FG	FT	REB	A TO BS S TP	Duke Name	MP	FG	FT	REB	A TO BS S TP							
Louis	21	2-4	3-5	5	1 4 2 1 7	Price	32	4-12	3-4	1	1 3 0 0 12							
Collins	36	6-17	0-1	6	0 5 0 2 13	Wallace	26	2-6	0-0	3	1 1 1 3 4							
Luchman	24	4-6	3-4	8	1 2 1 0 11	Newton	20	5-6	6-7	7	1 1 1 3 16							
Curry	33	3-9	0-0	2	2 1 0 1 7	Capel	34	8-17	0-0	6	5 3 0 0 20							
Greer	30	2-7	0-0	1	3 0 0 1 4	Collins	36	5-10	2-4	4	6 2 0 0 3 16							
Shepherd	14	1-4	1-2	2	1 0 0 0 4	Wojciakowski	24	0-1	0-2	3	1 0 0 0 2 0							
Brower	7	1-1	0-0	0	1 3 0 0 3	Domzalski	19	4-7	5-5	6	0 1 1 1 13							
Jackson	28	5-7	3-5	4	2 1 0 1 13	Christensen	4	0-0	2-2	0	0 1 0 0 0 2							
Wooden	5	1-1	0-0	1	0 1 0 0 3	Brunson	2	0-0	2-2	0	0 0 0 0 0 2							
Sparks	2	0-0	0-0	0	0 0 0 0 0 0	Singletary	1	0-1	0-0	0	0 0 0 0 0 0							
Team				4	Deadball: 6	Team				3	Deadball: 3							
<b>Totals</b>	<b>200</b>	<b>25-55</b>	<b>10-18</b>	<b>33</b>	<b>9</b>	<b>20</b>	<b>3</b>	<b>65</b>	<b>Totals</b>	<b>200</b>	<b>28-60</b>	<b>20-26</b>	<b>35</b>	<b>14</b>	<b>11</b>	<b>2</b>	<b>9</b>	<b>85</b>
<b>3-Point Field Goals:</b>						<b>FSU:</b> Brower 1-1, Wooden 1-1, Curry 1-4, Shepherd 1-4, Collins 1-3, Jackson 0-1, Greer 0-2						<b>Duke:</b> Capel 4-8, Collins 4-9, Price 1-5, Wojciakowski 0-1						
<b>Attendance:</b> 9,314																		



## Game 16 NORTH CAROLINA *Tar Heels* Jan. 24

For the second straight game FSU's offense ran out of gas at the end of the first half and took too long in starting back up to begin the second, allowing North Carolina to cruise to an 82-71 victory in Tallahassee. The Tar Heels held Florida State scoreless for more than seven minutes midway through the game to open an 11-point advantage early in the second half. The Seminoles managed to get within three points in the second half on two occasions, the last with 11:17 left on a Corey Louis jumper. An inconsistent offense and 19 points from UNC's Dante Calabria spelled doom for the Seminoles, who, after leading 34-33 with 3:33 left before intermission, hit on only 11 of 40 from the floor the remainder of the game. North Carolina responded from a 20-point loss at Villanova to place five players in double figures against the Seminoles. Avery Curry (16) and James Collins (15) led an FSU offensive attack that shot 36.9 percent for the game.

FSU		71		Game 16		North Carolina		82		January 24, 1996		Tallahassee, Florida										
Name	MP	FG	FT	M-A	REB	A	TO	BS	S	TP	Name	MP	FG	FT	M-A	REB	A	TO	BS	S	TP	
Jackson	32	3-5	6-6	5	1	1	1	1	1	12	Carter	18	6-8	0-0	6	2	0	0	1	13		
Collins	38	6-20	0-2	8	5	1	0	4	15													
Luchman	21	1-5	4-6	5	0	2	1	0	6													
Curry	30	6-13	0-0	5	1	3	0	0	16													
Greer	31	0-3	2-3	2	5	0	0	0	2													
Shepherd	15	1-4	0-0	2	1	3	0	0	3													
Brower	15	1-2	2-4	2	1	3	0	0	3													
Louis	15	6-12	0-2	7	1	3	0	0	0													
Wooden	2	0-0	0-0	0	0	0	0	0	0													
Team					3					Deadball: 4												
<b>Totals</b>	<b>200</b>	<b>24-65</b>	<b>14-23</b>	<b>15</b>	<b>12</b>	<b>7</b>	<b>5</b>	<b>7</b>	<b>1</b>		<b>Totals</b>	<b>200</b>	<b>32-55</b>	<b>12-21</b>	<b>33</b>	<b>20</b>	<b>12</b>	<b>4</b>	<b>5</b>	<b>82</b>		
<b>3-Point Field Goals:</b>											<b>FSU:</b> Curry 4-6, Brower 1-2, Collins 1-3, Shepherd 1-3, Greer 0-1											
North Carolina: Calabria 3-4, Williams 2-3, Carter 1-1											<b>Attendance:</b> 10,031											

## Game 17 GEORGIA TECH *Yellow Jackets* Jan. 27


Georgia Tech scored the first 14 points and thwarted a Seminole comeback with a 16-0 run in the second half to coast to a 79-58 victory in Atlanta. Drew Barry scored a game-high 21 points to lead the Yellow Jackets, who won despite shooting only 39.3 percent from the field. Florida State set a tone by missing its first 12 shots and went pointless for the first 6:59 as the Jackets led by as many as 20 in the first half. Despite only shooting 27 percent for the first half, FSU trailed 36-25 at the break. The Seminoles began the second half with an 8-1 spurt to make it 37-33. But Tech sealed the victory with 16 consecutive points, pushing a tenuous 44-38 lead to 60-38 in the space of six minutes. FSU shot a horrific 28.8 percent for the game as its starters were a combined 15 of 55 and James Collins, with 17 points, was the only one to reach double figures.

FSU		58		Game 17		Georgia Tech		79		January 27, 1996		Atlanta, Georgia										
Name	MP	FG	FT	M-A	REB	A	TO	BS	S	TP	Name	MP	FG	FT	M-A	REB	A	TO	BS	S	TP	
Jackson	28	3-8	0-0	6	1	1	3	1	6		Harping	35	7-16	1-2	10	1	3	0	3	17		
Louis	28	3-11	0-0	8	0	1	0	1	6		Maddox	21	3-7	2-4	5	2	2	2	1	9		
Luchman	15	0-7	0-1	5	1	1	1	0	0		Elisma	31	3-5	1-1	9	1	1	1	0	7		
Collins	37	6-20	1-2	2	1	3	2	3	17		Marbury	34	4-16	3-5	6	2	3	0	3	12		
Curry	29	3-9	0-0	4	3	3	0	3	6		Barry	37	4-9	11-12	9	7	8	0	2	21		
Shepherd	18	1-8	2-2	1	5	2	0	0	4		Gaston	11	1-2	2-4	4	0	0	0	1	4		
Brower	16	5-11	1-1	2	1	2	0	0	14		Saunders	23	1-4	2-3	2	1	2	0	4	4		
Wooden	13	2-3	0-2	4	1	1	3	2	4		Hodge	4	0-0	1-2	2	0	0	0	0	1		
Sparks	5	0-0	0-0	3	0	2	0	0	0		Brennan	2	1-1	1-2	1	0	0	0	0	3		
Greer	11	0-3	1-2	1	0	3	0	2	1		Kelly	1	0-1	1-2	0	0	0	0	0	1		
Team					10					Deadball: 3	Murphy	1	0-0	0-0	0	1	0	0	0	0		
<b>Totals</b>	<b>200</b>	<b>23-80</b>	<b>5-10</b>	<b>46</b>	<b>13</b>	<b>19</b>	<b>9</b>	<b>13</b>	<b>58</b>		<b>Totals</b>	<b>200</b>	<b>24-61</b>	<b>26-37</b>	<b>56</b>	<b>15</b>	<b>19</b>	<b>3</b>	<b>14</b>	<b>79</b>		
<b>3-Point Field Goals:</b>											<b>FSU:</b> Collins 4-11, Brower 3-7, Jackson 0-1, Greer 0-2, Curry 0-3, Shepherd 0-5											
Georgia Tech: Barry 2-5, Harping 2-6, Marbury 1-6, Maddox 0-1, Kelly 0-1, Saunders 0-2											<b>Attendance:</b> 9,237											

## Game 18 VIRGINIA *Cavaliers* Feb. 3

Harold Deane scored 18 of his game-high 25 points in the second half and Norman Nolan hit three crucial baskets as Virginia snapped a five-game losing streak with a 64-59 victory over Florida State in Tallahassee. Virginia trailed until Nolan's layup tied the game at 49 with 8:05 left. He followed with a bank shot 47 seconds later to give the Cavaliers their first lead at 51-49 and his dunk with just 45 seconds left clinched the victory. Florida State led by 10 points in the first half and was ahead 28-21 at halftime, but could not get anything going offensively in the final 20 minutes. The Seminoles' scoring leader, James Collins, was limited to eight points—the first time in 50 games he failed to reach double figures. Collins sat out several minutes in the second half after getting his fourth foul and took a season-low nine shots in the game. Randell Jackson was the lone Seminole to reach double figures, scoring a career-best 17 points. Virginia dominated the boards in the second half with a 20-11 margin and shot 55.6 percent for the half while FSU hit just 37.5 percent for the game, its highest mark in its last three games.

FSU		59		Game 18		Virginia		64		February 3, 1996		Tallahassee, Florida										
Name	MP	FG	FT	M-A	REB	A	TO	BS	S	TP	Name	MP	FG	FT	M-A	REB	A	TO	BS	S	TP	
Jackson	35	7-11	2-2	7	0	3	1	1	17		Nolan	26	7-11	0-0	4	0	4	1	1	14		
Collins	29	4-9	2-4	0	1	3	0	1	9		Alexander Co.	24	2-10	0-0	3	0	2	1	0	4		
Luchman	23	0-3	3-4	8	1	3	1	4	3		Alexander Ch.	38	2-4	0-0	10	0	1	0	2	4		
Curry	34	3-11	0-3	2	0	0	0	1	8		Staples	30	2-5	2-2	0	3	3	0	0	8		
Greer	36	3-9	3-4	6	8	0	0	2	9		Deane	38	8-17	6-7	8	1	4	0	1	25		
Shepherd	8	1-2	0-0	0	1	0	0	0	3		Robinson	28	2-5	3-8	10	4	3	0	0	7		
Brower	13	1-4	0-0	0	0	0	0	0	3		Johnson	10	0-0	0-0	0	0	0	0	0	0		
Sparks	5	0-1	2-2	1	0	0	0	0	2		Metheny	5	1-2	0-0	1	0	1	0	0	2		
Louis	17	2-4	2-4	4	0	2	2	1	6		Watson	1	0-0	0-0	0	0	0	0	0	0		
Team					1					Deadball: 6	Team					5						Deadball: 2
<b>Totals</b>	<b>200</b>	<b>21-56</b>	<b>12-19</b>	<b>29</b>	<b>11</b>	<b>11</b>	<b>4</b>	<b>10</b>	<b>59</b>		<b>Totals</b>	<b>200</b>	<b>24-54</b>	<b>11-17</b>	<b>41</b>	<b>8</b>	<b>18</b>	<b>2</b>	<b>4</b>	<b>64</b>		
<b>3-Point Field Goals:</b>											<b>FSU:</b> Curry 2-8, Jackson 1-1, Shepherd 1-2, Brower 1-4, Collins 0-3, Greer 0-3											
Virginia: Deane 9-8, Staples 2-5											<b>Attendance:</b> 5,368											




The Seminoles midseason loss at home to North Carolina was their second in a season-long five-game skid. FSU got revenge on the Tar Heels with a win in Chapel Hill later in the year.

**Game 19**  
**WAKE FOREST** *Demon Deacons* Feb. 7

Rusty LaRue powered a second-half run that sent No. 9 Wake Forest to an 81-67 victory over Florida State in Winston-Salem. LaRue hit 6 of 7 three-point attempts and scored a career-high 22 points. The Deacons made 32 free throws, six more than their previous season high, and 11 three-pointers, one short of their season-high. Wake Forest extended its school-record home winning streak to 17. Florida State used a variety of defenses and a frequent-foul strategy to harass Tim Duncan into 1 for 4 field goal shooting and five turnovers. But Duncan, whose lone basket came with 3:45 left, sank 15 of 16 free throws and finished with 17 points and seven rebounds. Wake Forest hit 22 consecutive free throws and wound up with a 32 of 39 performance from the line to give the Seminoles their fifth loss in a row. Florida State trailed by 12 early in the second half before going on a 10-0 run. Geoff Brower, making his first career start, scored five points and James Collins, who led the Seminoles with 19 points, had the other five, including a dunk that cut Florida State's deficit to 45-42 with 15:39 remaining. LaRue took over at that point by scoring the next eight points, starting a 15-3 run that propelled Wake Forest to a 60-45 advantage at the 9:24 mark.

FSU Wake Forest													Game 19 February 7, 1996 Winston-Salem, North Carolina												
67													81												
FSU Name	MP	FG M-A	FT M-A	REB A	TO	BS	S	TP	Wake Forest Name	MP	FG M-A	FT M-A	REB A	TO	BS	S	TP								
Sparks	8	0-3	0-0	0	0	3	0	0	Peral	20	1-2	2-2	4	0	1	0	5								
Collins	33	6-10	4-5	7	0	1	0	0	Allen	29	3-4	4-4	6	0	2	1	0								
Jackson	31	2-8	0-0	6	1	2	1	1	Duncan	38	1-4	15-16	7	3	5	2	1								
Greer	30	1-6	0-0	1	6	1	0	2	Braswell	19	3-6	4-7	3	0	3	0	0								
Brower	30	5-13	3-4	4	1	2	0	1	Rutland	34	1-5	2-5	3	6	7	0	1								
Shepherd	24	5-10	2-2	3	1	1	0	4	LaRue	27	7-9	2-2	3	0	2	1	2								
Louis	25	3-7	0-2	2	1	3	0	1	Goolsby	22	3-6	2-2	1	2	2	0	0								
Wooden	2	0-1	0-0	0	0	0	0	0	Jackson	5	0-0	0-0	1	0	1	0	0								
Curry	7	2-2	0-0	0	0	1	0	1	Amonett	3	0-2	0-2	0	0	1	0	0								
Luchman	10	0-0	0-0	0	0	1	0	0	Stringfellow	2	0-0	1-2	2	0	0	0	0								
Team									Scott	1	0-0	0-0	0	0	0	0	0								
									Team				5		Deadball: 1										
<b>Totals</b>	<b>200</b>	<b>25-60</b>	<b>9-13</b>	<b>23</b>	<b>10</b>	<b>15</b>	<b>1</b>	<b>10</b>	<b>67</b>	<b>200</b>	<b>19-37</b>	<b>32-39</b>	<b>35</b>	<b>13</b>	<b>24</b>	<b>4</b>	<b>5</b>								

**3-Point Field Goals:**  
 FSU: Collins 3-6, Shepherd 3-6, Brower 2-9, Sparks 0-1, Jackson 0-1, Greer 0-4  
 Wake Forest: LaRue 6-7, Braswell 2-5, Goolsby 2-5, Peral 1-2, Duncan 0-1, Amonett 0-1, Rutland 0-3



Corey Louis' presence was not enough as Wake Forest swept a pair of games from FSU last year.

**Game 20**  
**MARYLAND** *Terrapins* Feb. 10

Scott Shepherd came off the bench to score a career-high 21 points and four other Florida State players were in double figures as the Seminoles snapped a five-game losing streak with a 100-78 triumph over Maryland. Shepherd scored 15 of his points in FSU's 65-point second half. It was the Seminoles' highest offensive output since January 15, 1995, when the Tribe outscored N.C. State 107-78, and marked the first time since that contest that FSU scored more than 80 points in a conference game. Florida State opened a 35-28 halftime lead as redshirt freshman Geoff Brower scored 13 of his 17 points in the second half. Maryland was never in the game in the second half. The Terrapins had won five of their last six games including a win earlier in the week at North Carolina. Johnny Rhodes scored 20 in a losing effort for the Terps, including 15 in the second half. Corey Louis and LaMarr Greer added 16 points apiece and James Collins had 13 for Florida State. The Seminoles hit on 19 of 27 shots from the floor (70.4 percent) in the second half.

FSU Maryland													Game 20 February 10, 1996 Tallahassee, Florida												
100													78												
FSU Name	MP	FG M-A	FT M-A	REB A	TO	BS	S	TP	Maryland Name	MP	FG M-A	FT M-A	REB A	TO	BS	S	TP								
Louis	37	6-11	4-7	8	0	2	5	2	Hipp	25	2-7	4-5	5	0	1	0	1								
Collins	34	5-11	2-3	5	3	4	0	3	Booth	33	3-5	11-14	5	1	3	0	2								
Jackson	14	1-2	4-5	2	1	2	0	1	Ezekiel	9	0-0	0-0	0	0	0	0	0								
Greer	26	6-8	2-4	4	5	1	0	0	Simpkins	30	1-6	5-6	2	5	2	0	2								
Brower	31	5-8	4-4	4	4	3	0	2	Rhodes	32	7-14	3-4	5	4	1	0	1								
Shepherd	25	4-6	10-14	2	1	1	0	0	Proft	13	0-2	4-6	0	0	2	0	0								
Wooden	2	0-1	0-0	1	0	0	0	0	Stokes	12	0-0	0-0	0	3	4	0	0								
Curry	4	0-1	0-0	0	0	0	1	0	Kaskevicius	8	1-5	0-0	2	0	0	0	0								
Luchman	13	3-3	1-1	4	0	0	1	7	Felton	0	0-1	0-0	0	0	0	0	0								
Sparks	8	1-3	2-2	4	1	0	0	4	Lucas	26	7-12	0-2	2	0	1	1	1								
Team									Elliott	12	1-2	0-0	0	0	0	0	0								
									Team				7		Deadball: 1										
<b>Totals</b>	<b>200</b>	<b>31-54</b>	<b>29-40</b>	<b>36</b>	<b>15</b>	<b>14</b>	<b>6</b>	<b>10</b>	<b>100</b>	<b>200</b>	<b>22-56</b>	<b>27-37</b>	<b>31</b>	<b>15</b>	<b>14</b>	<b>1</b>	<b>7</b>								

**3-Point Field Goals:**  
 FSU: Brower 3-5, Shepherd 3-5, Greer 2-4, Collins 1-3  
 Sparks 0-1  
 Maryland: Lucas 3-6, Rhodes 3-9, Simpkins 1-7, Booth 0-1, Elliott 0-1, Hipp 0-2, Proft 0-2, Kaskevicius 0-2

**Game 21**  
**N.C. STATE** *Wolfpack* Feb. 14

James Collins' 20 points led a balanced Florida State attack as the Seminoles defeated N.C. State, 79-66, in Tallahassee to move out of the cellar in the Atlantic Coast Conference. Collins was one of the four Seminoles in double figures. Corey Louis added 17 and helped muzzle Todd Fuller, the ACC's leading scorer, to 14 points as the Wolfpack fell into last place in the conference. Florida State has never lost to the Wolfpack at home in six games. The Seminoles went on an 11-0 run midway through the first half to take a 23-15 lead and a 6-0 run near the end of the half, but N.C. State fought back both times, closing the gap to 31-28 at halftime. In the second half, the Seminoles went on another 11-point run in the first five minutes to take a 43-32 lead. Florida State tallied 18 steals en route to forcing 25 Wolfpack turnovers. Scott Shepherd continued his hot shooting, coming off the bench to score 16.

FSU N.C. State													Game 21 February 14, 1996 Tallahassee, Florida												
79													66												
FSU Name	MP	FG M-A	FT M-A	REB A	TO	BS	S	TP	N.C. State Name	MP	FG M-A	FT M-A	REB A	TO	BS	S	TP								
Louis	33	6-15	5-7	9	0	2	3	0	Strong	23	5-18	0-0	10	1	2	0	0								
Collins	35	6-16	6-7	4	2	3	1	6	Hyatt	29	3-7	0-0	5	5	5	0	2								
Jackson	26	2-9	0-0	5	0	0	1	3	Fuller	38	4-7	6-9	11	2	2	1	1								
Greer	33	6-8	4-5	6	3	1	0	2	Harrison	22	1-6	0-0	0	2	3	0	0								
Brower	21	1-6	0-0	3	2	2	0	2	Marshall	27	3-6	0-0	3	1	4	0	0								
Shepherd	26	4-8	6-8	4	7	4	0	2	Wagner	2	0-0	0-0	0	0	0	0	0								
Curry	6	0-0	0-0	1	0	1	0	0	Benjamin	23	1-5	0-0	5	3	7	1	0								
Luchman	17	2-5	0-0	2	0	0	1	2	Sutton	11	1-3	0-0	0	0	1	0	0								
Sparks	3	0-0	0-0	0	0	0	0	0	Team				25	4-7	4-6	6	0								
Team									Team				3		Deadball: 4										
<b>Totals</b>	<b>200</b>	<b>27-57</b>	<b>21-27</b>	<b>39</b>	<b>14</b>	<b>13</b>	<b>6</b>	<b>18</b>	<b>79</b>	<b>200</b>	<b>22-59</b>	<b>10-15</b>	<b>43</b>	<b>13</b>	<b>25</b>	<b>3</b>	<b>4</b>								

**3-Point Field Goals:**  
 FSU: Shepherd 2-4, Collins 2-8, Brower 0-1, Greer 0-2  
 N.C. State: Strong 4-12, Marshall 2-4, Hyatt 2-5, Benjamin 1-2, Sutton 1-3, Pinkins 1-3, Harrison 1-6

**Game 22**  
**CLEMSON Tigers**  
Feb. 17

Terrell McIntyre scored a career-high 29 points, 22 in the second half, to spark host Clemson to a 67-59 win over Florida State. McIntyre hit three baskets and assisted on three others as the Tigers started the second half with a 14-2 run and pulled away. James Collins tied his season-best with 28 points, but Florida State missed five straight shots and committed three turnovers during the first six minutes of the second half. The Seminoles saw their 28-23 halftime lead dissipate by going 9:18 to start the second half before scoring a field goal. The Tigers were helped by the ejection of FSU head coach Pat Kennedy, given two technical fouls with 9:57 to go. McIntyre made all four foul shots, and Clemson scored on the next possession, turning a 41-36 lead into an 11-point spread.

FSU		59		Game 22		February 17, 1996		Clemson, South Carolina	
Clemson		67							
FSU Name	MP	FG M-A	FT M-A	REB A	TO	BS	S	TP	
Louis	26	3-5	1-4	5	0	3	0	1	7
Collins	35	10-19	3-7	4	0	2	1	2	28
Jackson	28	1-4	4-7	6	1	1	0	6	
Greer	30	1-6	0-0	1	4	1	0	3	2
Brower	17	2-4	0-0	2	1	1	0	0	6
Shepherd	32	1-7	0-0	0	4	0	0	3	
Curry	5	0-0	1-2	1	0	0	0	2	1
Luchman	20	2-2	2-2	7	1	4	0	3	6
Wooden	6	0-0	0-2	1	0	0	0	0	0
Team				3					Deadball: 7
<b>Totals</b>	<b>200</b>	<b>20-47</b>	<b>11-24</b>	<b>30</b>	<b>11</b>	<b>14</b>	<b>2</b>	<b>11</b>	<b>59</b>
<b>3-Point Field Goals:</b>									
FSU: Collins 5-13, Brower 2-3, Shepherd 1-5, Jackson 0-1, Greer 0-3									
Clemson: Christie 2-5, McIntyre 1-2, Jurunas 1-4, Harder 0-4									

**Game 23**  
**DUKE Blue Devils**  
Feb. 22

Duke used a 21-8 run to start the second half and held on for a 93-87 win over Florida State at the Leon County Civic Center. FSU played without head coach Pat Kennedy. Serving a one-game suspension for being ejected in a loss at Clemson, Kennedy watched the game on television in his office. Assistant coach Tom Carlson took over for Kennedy but he could not find the defense to stop Duke's long-range trio of Chris Collins, Ricky Price and Jeff Capel. Those three made 14 three-pointers and hit the key baskets to kill FSU rallies in the second half. Collins made seven shots from behind the arc, a career-high, and led all scorers with 27 points. The Seminoles matched Duke shot for shot in the first half and held a 40-39 halftime lead. FSU got to within two twice in the second half, but their 45-31 rebounding disadvantage provided Duke center Greg Newton several second-chance opportunities. He finished with 10 points and 16 rebounds. For Florida State, James Collins had a team-high 20 points and was one of four Seminoles to tally double digits.

FSU		87		Game 23		February 22, 1996		Tallahassee, Florida	
Duke		93							
FSU Name	MP	FG M-A	FT M-A	REB A	TO	BS	S	TP	
Louis	26	4-7	0-0	5	1	1	0	0	8
Collins	38	6-13	6-7	4	5	1	0	4	20
Jackson	29	6-11	1-5	6	0	2	0	0	13
Greer	36	8-15	0-0	3	4	2	0	3	17
Brower	13	1-4	3-3	2	0	0	0	1	5
Shepherd	22	1-7	2-2	1	4	1	0	1	5
Curry	14	1-2	1-2	1	1	0	0	4	
Luchman	21	6-9	3-4	5	1	1	2	4	15
Sparks	1	0-0	0-0	1	0	0	0	0	0
Wooden	2	0-0	0-2	1	0	0	0	0	0
Team				3					Deadball: 3
<b>Totals</b>	<b>200</b>	<b>33-68</b>	<b>16-23</b>	<b>31</b>	<b>18</b>	<b>9</b>	<b>2</b>	<b>13</b>	<b>87</b>
<b>3-Point Field Goals:</b>									
FSU: Collins 2-7, Curry 1-1, Greer 1-2, Shepherd 1-4, Brower 0-2									
Duke: Collins 7-11, Capel 4-7, Price 3-5, Wojciechowski 0-5									

**Game 24**  
**NORTH CAROLINA Tar Heels**  
Feb. 24

James Collins scored 27 points as Florida State all but ended North Carolina's hopes of winning the ACC regular season title, dumping the 17th-ranked Tar Heels 84-80 in Chapel Hill. The eighth-place Seminoles broke a nine-game losing streak against the Tar Heels, who uncharacteristically lost three of their four last league games at home. The Seminoles last beat North Carolina in the 1991-92 season when they swept the season series in their first year in the conference. Florida State won with clutch three-point shooting from Collins and freshman Geoff Brower, who tied a career-high with 17 points, and a pesky zone defense that forced the Tar Heels into a 3 for 18 shooting slump down the stretch. Collins and Brower combined to make 10 of 12 treys and the Seminoles tied a season-high with 11 of 17 from long range. North Carolina made four straight threes in the final 26.2 seconds to make the score close. Florida State had entered the game 3-19 all-time against the Tar Heels and 2-18 in its last 20 games against ranked teams.

FSU		84		Game 24		February 24, 1996		Chapel Hill, North Carolina	
North Carolina		80							
FSU Name	MP	FG M-A	FT M-A	REB A	TO	BS	S	TP	
Louis	32	2-5	3-4	7	1	2	4	0	7
Collins	38	10-13	2-3	3	2	0	0	4	27
Jackson	24	4-6	1-2	3	0	3	0	0	9
Greer	32	0-7	4-4	3	6	3	0	2	4
Brower	19	6-10	0-2	2	1	0	1	1	17
Shepherd	19	2-5	4-6	2	1	1	0	1	9
Curry	5	0-0	0-0	0	0	0	0	0	0
Luchman	26	5-5	1-2	4	0	2	1	1	11
Wooden	5	0-0	0-0	1	1	1	0	0	0
Team				4					Deadball: 5
<b>Totals</b>	<b>200</b>	<b>29-51</b>	<b>15-23</b>	<b>29</b>	<b>13</b>	<b>15</b>	<b>5</b>	<b>9</b>	<b>84</b>
<b>3-Point Field Goals:</b>									
FSU: Brower 5-5, Collins 5-7, Shepherd 1-3, Greer 0-2									
North Carolina: Morris 4-7, Williams 4-7, Calabria 4-10, Okujala 1-1, Carter 1-4									

**Game 25**  
**GEORGIA TECH Yellow Jackets**  
Feb. 28

Matt Harpring scored 22 points to lead No. 18 Georgia Tech to an 83-68 victory over Florida State to clinch the Atlantic Coast Conference regular season title. Drew Barry and Eddie Elisma had 16 points each as Tech had little trouble handling the Seminoles in setting a school record for conference victories. The win, the Yellow Jackets' sixth straight, also made Bobby Cremins the winningest coach in Georgia Tech history with a 293-170 record. With Corey Louis on the bench in street clothes serving a two-game suspension, FSU was outbounded 35-29 as the Jackets used their advantage in the paint for second and third shots. Despite a 41-30 halftime deficit, FSU had two good chances to challenge for the lead in the second half. Twice they cut the lead to less than six, including 60-56 with 7:41 to play. But Barry squashed both rallies with three-pointers. Tech put the game out of reach as FSU scored only two more points over the next 6:23. James Collins led the Seminoles with 14 points and Kirk Luchman added 12.

FSU		68		Game 25		February 28, 1996		Tallahassee, Florida	
Georgia Tech		83							
FSU Name	MP	FG M-A	FT M-A	REB A	TO	BS	S	TP	
Wooden	20	3-3	1-2	5	5	2	1	0	7
Collins	33	6-6	0-0	6	0	3	0	1	12
Luchman	33	6-6	0-0	6	0	3	0	1	12
Shepherd	21	2-7	0-0	1	2	4	0	1	5
Brower	21	1-6	0-0	3	2	2	0	2	2
Curry	8	0-0	0-0	0	0	0	0	0	0
Jackson	20	2-6	2-6	2	6	2	0	0	6
Greer	23	4-7	0-1	4	5	1	0	1	9
Sparks	7	2-2	0-0	1	0	1	0	0	5
Team				3					Deadball: 3
<b>Totals</b>	<b>200</b>	<b>29-56</b>	<b>6-15</b>	<b>28</b>	<b>15</b>	<b>13</b>	<b>1</b>	<b>6</b>	<b>68</b>
<b>3-Point Field Goals:</b>									
FSU: Sparks 1-1, Greer 1-2, Shepherd 1-5, Brower 0-1									
Georgia Tech: Barry 4-6, Harpring 3-5, Marbury 2-7, Maddox 1-2, Saunders 0-1									



**Kirk Luchman had a solid junior season in 1995-96. The Medford Lakes, NJ native averaged 9.2 points and was 10th in the ACC in rebounding at 6.4 per game.**

**Game 26**  
**MARYLAND Terrapins** Mar. 4

Freshman Laron Profit scored 22 points to lead Maryland to an 88-78 win over Florida State in the ACC's regular season finale. The game was a make-up of the January 9th contest that was postponed due to snow and ice. Keith Booth just missed a third consecutive double-double with 19 points and nine rebounds for Maryland. Profit hit a pair of three-pointers and had several slashing drives to score the most points by a Maryland freshman since Joe Smith had 24 against Loyola in 1994. Profit was 8 of 9 from the field and also had five rebounds and three steals. Duane Simpkins added 20 points for the Terrapins in his final home game. Johnny Rhodes had 13 for the Terps. Kirk Luchman hit three straight baskets as Florida State started the second half with a 21-6 run to take its largest lead at 55-48 with 12:57 remaining. Profit was the catalyst, however, as Maryland responded with 10 straight points to regain the lead. Profit capped the run with two free throws and a three-pointer that put the Terrapins ahead 60-57 with 11:20 remaining. FSU played without starting center Corey Louis, who was serving the second game of a two-game suspension. James Collins led three Seminoles in double figures with 17 points, despite shooting 3 for 13 from the field.

FSU Maryland											Game 26 March 4, 1996 College Park, Maryland										
78											88										
FSU Name	MP	FG M-A	FT M-A	REB A	TO	BS	S	TP	MP	FG M-A	FT M-A	REB A	TO	BS	S	TP					
Jackson	33	7-13	1-1	4	1	1	3	0	15	Hipp	22	2-7	0-0	4	2	1	0	4			
Collins	39	3-13	10-11	6	7	2	0	2	17	Booth	27	6-12	6-9	9	2	2	2	19			
Luchman	24	5-6	2-3	5	0	1	0	0	12	Lucas	25	2-7	2-4	6	2	1	0	7			
Greer	31	4-7	0-0	3	6	7	0	0	9	Simpkins	29	5-6	6-9	2	4	5	0	20			
Brower	30	3-9	2-2	4	3	1	0	1	9	Rhodes	31	4-10	2-4	8	6	3	1	13			
Sparks	18	4-10	0-2	8	1	4	0	1	9	Profit	22	8-9	4-5	5	0	5	0	32			
Shepherd	19	1-5	5-5	3	0	2	0	2	7	Ekezie	14	0-1	1-2	0	0	1	1	1			
Wooden	5	0-0	0-0	0	0	0	0	0	0	Stokes	15	0-0	2-2	1	4	2	0	1			
Curry	1	0-0	0-0	0	0	0	0	0	0	Elliot	11	0-2	0-0	1	0	1	0	1			
Team									1	Jaskevicius	3	0-0	0-1	0	0	0	0	0			
Totals	200	27-53	20-24	34	18	18	3	5	78	Team								2			
3-Point Field Goals:											Totals 200 27-56 25-36 40 20 22 4 11 88										
FSU: Sparks 1-3, Greer 1-4, Brower 1-4, Collins 1-6, Jackson 0-1, Shepherd 0-1											FSU: 33 45 78										
Maryland: Rhodes 3-6, Profit 2-2, Simpkins 2-5, Booth 1-1, Lucas 1-4, Hipp 0-1, Elliot 0-2											Maryland: 40 48 88										
											Attendance: 14,500										

**Game 27**  
**N.C. STATE Wolfpack** Mar. 7

Eighth seeded Florida State opened the 43rd annual Atlantic Coast Conference Tournament with an 80-65 loss to last-place N.C. State at the Greensboro Coliseum. With the loss, FSU climaxed its third straight losing season. Danny Strong scored 10 of N.C. State's points during a 19-0 run in the game's first 4:37. Not even a 16-minute delay for a shot clock malfunction less than two minutes into the game could derail the Wolfpack, which hit seven of their first eight shots, including five consecutive three-pointers. The Seminoles, who missed their first 10 shots, have lost five consecutive ACC postseason games and have not advanced past the quarterfinals in four seasons. The Wolfpack lead reached 23 points with 7:02 to play before intermission after an 11-4 run. N.C. State's barrage was accomplished without ACC scoring leader Todd Fuller taking a shot. The Seminoles, led by James Collins' 11 points, cut the margin to 14 at intermission despite shooting 29.4 percent and piling up 16 team fouls, including three each on Corey Louis and Kirk Luchman. Luchman managed only seven minutes in the first half, and Louis, coming off a two-game suspension, played 11 and fouled out with 9:08 remaining after scoring four points. Luchman, one of four Seminoles to foul out, left with his fifth foul less than four minutes later. The two teams combined to commit 59 fouls.

FSU N.C. State											Game 27 March 7, 1996 Greensboro, North Carolina										
65											80										
FSU Name	MP	FG M-A	FT M-A	REB A	TO	BS	S	TP	MP	FG M-A	FT M-A	REB A	TO	BS	S	TP					
Jackson	24	3-11	1-3	10	0	3	1	0	8	Strong	24	5-15	0-1	8	1	2	0	3			
Collins	37	3-17	5-8	6	2	6	0	4	11	Hyatt	25	2-5	5-6	3	3	1	1	2			
Luchman	12	3-3	1-2	6	0	1	1	0	7	Fuller	32	4-8	7-11	8	3	5	1	0			
Greer	30	3-11	4-4	8	1	1	0	2	10	Marshall	29	2-4	3-4	5	4	3	0	3			
Brower	26	3-10	2-2	2	1	1	0	1	6	Harrison, C.	22	2-3	2-4	4	2	3	0	1			
Shepherd	17	3-6	1-2	4	0	2	0	0	9	Benjamin	21	2-7	3-6	3	1	2	0	2			
Louis	22	1-7	2-2	4	0	1	0	1	5	Pinkins	24	2-3	5-9	3	1	0	0	1			
Sparks	3	0-0	0-0	0	0	1	0	0	0	Harrison, M.	12	1-2	1-4	4	0	1	0	0			
Wooden	16	1-2	2-2	7	0	2	0	2	4	Sumon	5	0-0	1-2	0	1	2	0	0			
Curry	13	1-4	2-3	1	0	0	0	0	4	Wagner	5	0-1	3-4	0	1	0	0	1			
Team									3	Buffum	1	1-1	0-0	0	0	0	0	2			
Totals	200	21-73	20-28	51	4	18	2	10	65	Team								4			
3-Point Field Goals:											Totals 200 21-49 30-51 42 17 19 2 13 80										
FSU: Shepherd 2-6, Jackson 1-2, Curry 0-1, Greer 0-2, Brower 0-4, Collins 0-10											FSU: 29 36 65										
N.C. State: Strong 3-10, Hyatt 2-4, Marshall 1-2, Pinkins 1-2, Benjamin 1-2											N.C. State: 43 37 80										
											Attendance: 16,961										