


'96-'97 Review

1997-98 Florida State
Seminole Basketball Media Guide



Florida State basketball was back in 1996-97 as the Seminoles won 20 games and advanced to the championship of the National Invitational Tournament.

It was a wild roller-coaster of a year that ended with a memorable finish.

Along the way, the Seminoles sent top-ranked teams home on the short end of the score, stubbed their toes a few times, then caught their breath and charged all the way to the NIT championship game.

T

he statement was made in Florida State's Madison Square Garden locker room after the Seminoles capped a wild season with a tough, 82-73 loss to Michigan in the championship game of the National Invitational Tournament.

Said FSU's Kerry Thompson, "Florida State basketball is back."

The Seminoles fought through injuries and adversity but stuck together and finished the year on a high note with a stirring postseason run to the NIT Final Four. A 20-12 record and an NIT runner-up finish was the reward for Florida State's perseverance.

Despite returning all five starters and its top six players from the previous season, Florida State began the 1996-97 campaign with guarded optimism. A newcomer, either junior college transfer Thompson or freshman Devonaire Deas, needed to step in and be the Tribe's starting point guard after LaMarr Greer, the starter at the point the previous two seasons, was moved to the wing. Corey Louis needed to return to his freshman All-ACC form after an inconsistent sophomore year. Greer needed to learn to play away from the ball for the first time in his career. And somebody needed to take some of the scoring burden off of James Collins, FSU's only double figure scorer in 1995-96.

It took some time and some belief in itself, but most of the questions had positive answers and the 1996-97 Florida State season will be looked back upon by Seminole fans as a year in which the program re-established itself.

The highlights included: a school-record four wins against teams that spent part of the year in the Associated Press Top 5; the emergence of Kerry Thompson and Randell Jackson as All-ACC caliber players; the all-around play of James Collins; and, of course, the Seminoles' first postseason appearance in four years.

The season opened with a pair of convincing wins at home in November. FSU thumped Southwestern Louisiana 96-70 and Rice 79-54 in its first two games behind the play of Louis. The Miami native let everyone know that he was ready for a monster year by averaging 22.0 points, 9.5 rebounds and 2.5 blocks in those games.

But on the day of FSU's third game, a 93-56 win over Florida Atlantic, a disturbing trend for the season developed with Louis. He underwent left knee surgery to repair torn cartilage and missed the next four games. Louis missed three more games late in the year with a plantar fasciitis injury in his right foot and was rarely at full strength during the season.


At 3-0, Florida State headed into its first major challenge of the season - its Atlantic Coast Conference opener at 10th ranked Duke, a team the Tribe had yet to defeat away from home since joining the league. The Seminoles responded to the challenge, even without Louis, and were poised for an upset and a breakthrough into the national rankings.

They



In 1996-97 The Seminoles Served Notice:

re Baaack!



FSU was in control throughout and led by as many as 10 points in the second half. A patented Duke run tied the game in the final minute but Florida State had a chance to win on its final possession. Jackson missed a short baseline jumper with five seconds to go. Greer grabbed the rebound but his 12-footer at the buzzer bounced off the front and back of the rim but did not fall, forcing overtime. Duke persevered in the extra session and won 72-66.

The loss did not damage FSU's psyche though, as the Seminoles rebounded with a season-high six straight wins, their longest winning streak since the 1992-93 season.

The run started with a 108-84 win at Jacksonville when the Tribe set a school-record by hitting 14 three-pointers, and was followed by a 100-62 victory over Tennessee State.

Next was Florida State's 79-65 win over Florida in the Milk Challenge that marked the return of Louis. Collins led the Seminoles' third win in four Milk Challenge meetings with the Gators by going for 24 points with seven rebounds and five assists. Fellow senior Kirk Luchman added 15 points and 14 rebounds.

Home wins over Marist (76-48) and Butler (87-68) were highlighted by Louis. He scored 15 points and grabbed eight rebounds against the Red Foxes and had 22 points and seven boards versus the Bulldogs.

FSU's first ACC win came next, a 71-51 domination of NC State at home, and ran the winning streak to six straight. Collins led with 16 points while Geoff Brower came off the bench for his best performance of the season with 15 points.

At 9-1, Florida State was then hit with its first real on-court adversity of the year. Home games with Virginia and Clemson then a road contest at Georgia Tech, pegged for the bottom of the ACC, were next on the Tribe's schedule. Three wins could have pushed FSU to 12-1, 4-1 in league play, and into the nation's Top 20. Instead, the Seminoles lost all three games, although they led in the second half of each.

Florida State was hurt during the three-game skid by its lack of big plays down the stretch. First was a late game

breakdown versus the Cavaliers. FSU led by four at halftime but managed just one field goal in the game's final six minutes in the 64-61 setback. Against No. 5 Clemson, FSU missed several opportunities to take control in the second half on the way to a 76-70 loss. At Georgia Tech, the Seminoles led by six points with 13 minutes to go but converted just two field goals in the next nine minutes to let a possible victory turn into a 71-58 defeat.

The lack of a perimeter offensive threat besides Collins was a concern as Greer and Brower combined to play 41 minutes against the Yellow Jackets and scored just three points. Their inability to score made defending Collins, who scored just seven points on 3-of-17 shooting in the game, easier.

Freshman Ron Hale was inserted into the starting lineup in Florida State's next game, a venture out of the ACC at Seton Hall. Hale responded with 10 points and seven rebounds and Luchman returned to his home state of New Jersey with a 17-point, 12-rebound effort off the bench. The result was a 67-56 win over the Pirates.

With a 10-4 record, but just a 1-4 mark in ACC play, the Seminoles were in a must-win situation when they returned home to face eventual Final Four participant North Carolina. The game with the Tar Heels opened a stretch of six ranked opponents in FSU's next eight games.

Playing some of its best basketball of the season, the Tribe pulled away from UNC late and won 84-71. Thompson was flawless scoring 15 points with 10 assists and no turnovers. Collins led the attack with 22 points while Louis added 15 points, eight rebounds and four blocked shots.

A trip to fourth ranked Wake Forest was next and the Seminoles' inability to close out a game resurfaced. FSU led by as many as 13 points in the opening half and found itself tied with the Demon Deacons with less than five minutes to go but fell 61-58. The Tribe missed a pair of chances to force overtime in the final five seconds. Florida State finished its first trip around the ACC schedule with a stirring 74-70 win over No. 5 Maryland at

home. Hale sparked the win with his best performance of the year a 17-point, four-rebound effort while Jackson had 20 points and nine rebounds. The win was FSU's first ever over an AP Top 5 ranked team at home.

The start to the Seminoles second run through the ACC was not as pleasant. FSU lost four of its next five games - at Virginia, North Carolina and Maryland and at home to Duke. The Tribe led Virginia with less than 10 minutes to play but collapsed and lost 73-60. Florida State was never in the game at UNC and was handed its worst defeat of the year, 90-62. Jackson sat out the loss at Maryland with a hip pointer as the Terrapins gained revenge by a 73-57 count and played just four minutes in an 89-79 loss to the Blue Devils two nights later.

FSU's only win during the stretch was a 64-62 home decision over Georgia Tech in which a new late-game hero emerged for the Seminoles. Thompson scored 16 points, the last two on a 13-foot jumper from the lane with 2.5 seconds remaining to give the Tribe the win.


Florida State needed a chance to catch its breath after the 1-4 stretch. Owning a 13-9 record and 4-9 mark in the ACC, the Seminoles' chance for an NCAA Tournament at-large berth was slipping away. FSU needed to win its final four regular season games and make a solid showing in the ACC Tournament to have a chance. It would have to do it without Louis, who sustained a plantar fasciitis injury in his right foot and missed the next three games.

The Tribe opened its stretch run with that breather, a 94-49 win over Alabama State at home. All nine FSU players scored and six went for double figures.

A date at eighth ranked Clemson was next. Thompson turned out to be the hero again as his running 15-foot bank shot as time expired went in and gave Florida State a 67-65 win to improve to 15-9 and 5-9.


What seemed like it could be the least difficult of the Tribe's remaining ACC games turned into a disaster almost immediately. Florida State never led after the opening minute in getting blown out, 67-44, at NC State, the eighth place team in the league. FSU posted eight season lows in the process.

The Seminoles closed out the regular season at home against No. 5 Wake Forest. The game was almost identical to the two teams first meeting back in




Randell Jackson (above) developed into one of the best young players in the ACC last year. He averaged 11.0 points and 6.3 rebounds to rank second on the team in both categories.

Seniors James Collins and Kirk Luchman (below) thanked the FSU student section after the final regular season home game of their careers, a 59-55 win over No. 5 Wake Forest.



The Seminoles fought through injuries and adversity, stuck together and finished the year on a high note with a stirring postseason run to the NIT Championship Game and a 20-12 record.





Kerry Thompson was one of the ACC's top newcomers in 1996-97. He earned honorable mention All-ACC honors after finishing second in the league in assists and steals.

January: Florida State had a 13-point first half lead; Wake Forest cut the lead with a late first half run; and the game was close throughout the second half. The difference this time was that FSU was able to make the big plays down the stretch and came away with a 59-55 win. Thompson again was a difference maker, scoring a season-high 21 points. Jackson played admirably against Demon Deacon center Tim Duncan, adding 16 points and 12 rebounds. Luchman also played a factor, pulling down 11 boards.

Finishing the regular season with a 16-10 record and a 6-10 mark in the ACC gave the Seminoles a seventh place finish and a return date with Wake Forest in the first round of the ACC Tournament in Greensboro, NC. This time Duncan would not be denied as he scored 31 points and grabbed 13 rebounds in a 66-65 win. Collins closed out his ACC Tournament career with a 22-point, eight-rebound performance.

Despite not being selected for the NCAA Tournament, Florida State still advanced to the postseason with a bid to the National Invitational Tournament and a first round date at Syracuse.

The Seminoles proved that they still had plenty of basketball left in them as they rolled to a 82-67 win in the Carrier Dome. FSU dominated from the start, scoring the game's first seven points and never trailing. Jackson was the star with 20 points and 11 rebounds while Greer added a fine all-around game with 16 points, five rebounds and three assists. Collins and Luchman chipped in with 14 and 13 points, respectively.

The second round of the NIT moved to Tallahassee and presented Florida State with just as difficult a challenge - Michigan State. A raucous Leon County Civic Center crowd of 6,362, who took advantage of the school's general admission seating policy, provided a deafening backdrop for the Tribe's 68-63 victory. Jackson continued his torrid late season play with a 16-point, 11-rebound effort, while Greer and Luchman each added 11. The win was marred however, by the season-ending injury to Geoff Brower, who torn the anterior cruciate ligament in his right knee.

One more win meant a trip to New York for the NIT Final Four and it was clear that NIT officials did not have the Seminoles on the guest list for their

Garden party. Florida State was sent to West Virginia two days after their win over Michigan State to take on the Mountaineers. Showing the poise of a battle-tested team, FSU overcame 10-point second half deficits on three occasions and rallied for a 76-71 road victory. Collins played one of the finest games of his career with 24 points while Jackson added 19 points and nine rebounds and Louis chipped in with 14 points and seven boards. Greer gave the Seminoles the lead for good at 65-64 with a three-pointer with 4:06 to play and the Tribe was Big Apple bound.

The NIT Final Four had the feel of a NCAA Final Four as the three teams left alongside Florida State - Arkansas, Connecticut and Michigan - had each advanced to at least the Elite Eight of the NCAA Tournament in the last four years.

The Seminoles semifinal opponent, Connecticut, was its third Big East opponent in the NIT and turned out to be its third victim thanks to the big plays of Collins and Thompson. FSU trailed by five points (59-54) with a minute to go

in regulation but two free throws by Jackson cut the margin to three and set up another heroic effort by Thompson. His three-pointer from the top of the key with 3.9 seconds remaining knotted the game at 59 and forced overtime. Collins, who set a career-high with eight three-pointers and matched one with 29 points, put the Seminoles on top for good with a three-pointer 54 seconds into the extra session. The

Tribe put the game away at the free throw line and advanced to the championship game with a heart-stopping 71-65 win. In the title game, Florida State would face one of the most talented teams in the nation in Michigan. The Wolverines bigger front line helped Michigan open an 18-point lead early in the second half. But Florida State would not go down quietly. A 23-8 run over the next seven minutes got the Tribe back into the game and whittled the Wolverine lead down to 57-54 at the 10-minute mark. Florida State had a chance to tie the game at the 4:30 mark but Collins missed a pair of free throws and Michigan was able to pull away for an 82-73 win.

Despite the championship game defeat, the Seminoles had shown remarkable heart and courage during its post-season run, which was not lost among the

Seminole faithful. A crowd of close to 500 gathered at the Tallahassee Airport to welcome the team home and it was the obvious that Thompson's locker-room statement about the return of Florida State basketball rang true.

FSU's 20-12 record was its first 20-win campaign in four years but its fifth in nine years and the 12th in school history. The postseason appearance was also the Tribe's first in four years but its seventh in 11 years.

Florida State also played one of the nation's more difficult schedules as 14 opponents played in the NCAA Tournament and a total of 21 appeared in the postseason. The Seminoles posted a 14-1 record against non-conference opposition.

Two Florida State players earned All-ACC honors. Collins was a second team pick and concluded his career as a three-time all-league performer while Thompson, undoubtedly one of the league's top newcomers, was an honorable mention choice.


Jackson and Greer both proved capable of carrying the team in the post-season and seemed ready to elevate their games on a full time basis in 1997-98 while Louis also flashed glimpses of his potential when he was healthy.

A pair of freshmen also showed positive signs during spots of their rookie campaigns. Hale had a fine stretch of games while in the starting five that culminated in his 17-point outing in the win over Maryland. Deas started the first three games then proved to be a capable backup to Thompson at the point.

The senior class, made up of Collins and Luchman, exited in fine fashion.

Collins became the program's third all-time leading scorer during the year and finished in the program's all-time top five in five other categories. Luchman recorded three double-doubles during the season and became the 23rd player in school history to grab 500 rebounds in a career.


The up-and-down season ended on a positive note and the city of Tallahassee was talking basketball again. Florida State's postseason run gave notice to the nation that the best is yet to come for FSU and basketball truly is back.



Kirk Luchman and Kerry Thompson (above) celebrated after the Seminoles knocked off Final Four participant North Carolina 84-71.

Geoff Brower's (below) season was cut short early when he tore the anterior cruciate ligament in his right knee against Michigan State in the second round of the NIT.





LaMarr Greer elevated his game in the postseason and was FSU's third leading scorer in the NIT.

'96-'97 STATISTICS

Individual Statistics — All Games

(Overall Record: 20-12; Home 13-3; Away 5-7; Neutral 2-2; Atlantic Coast Conference 6-10)

Player	GP-GS	Min.-Avg.	Field Goals		3-Point		Free Throws		Rebounds		
			FGM-FGA	FG Pct.	FGM-FGA	FG Pct.	FTM-FTA	FT Pct.	OFF	DEF	TOT-AVG
James Collins	31-31	1081-34.9	182-397	.458	75-203	.369	75-112	.670	51	107	158-5.1
Randell Jackson	31-26	879-28.4	135-303	.446	7-18	.389	65-109	.596	80	114	194-6.3
Corey Louis	25-14	677-27.1	109-219	.498	0-0	.000	57-88	.648	66	104	170-6.8
Kerry Thompson	32-29	960-30.0	103-257	.401	31-88	.352	43-67	.642	27	81	108-3.4
LaMarr Greer	32-20	870-27.2	91-213	.427	38-105	.362	49-80	.613	41	83	124-3.9
Kirk Luchman	32-25	729-22.8	97-188	.516	0-0	.000	65-89	.730	77	115	192-6.0
Geoff Brower	29-3	445-15.3	65-144	.451	28-84	.333	24-36	.667	10	26	36-1.2
Ron Hale	30-10	417-13.9	47-110	.427	9-38	.237	27-40	.675	26	43	69-2.3
Devonaire Deas	31-3	329-10.6	28-76	.368	6-20	.300	15-27	.556	7	36	43-1.4
Gentry Sparks	5-0	33-6.60	6-11	.545	0-1	.000	0-2	.000	1	4	5-1.0
Kyle Mulligan	9-0	27-3.0	3-9	.333	1-1	1.000	1-6	.167	0	3	3-0.3
Tommy Polley	1-0	3-3.0	0-1	.000	0-0	.000	0-0	.000	0	0	0-0.0
FSU	32	6450	866-1928	.449	195-558	.349	421-656	.642	386	716	1206-37.7
Opponents	32	6450	758-1896	.400	172-538	.320	448-687	.652	475	715	1190-37.2

Team Rebounds: All Games (FSU 104, Opponents 132) Dead Ball Rebounds: All Games (FSU 148, Opponents 130)

Individual Statistics — ACC Games Only

(Overall Record: 6-10; Home 5-3; Away 1-7; Neutral 0-0)

Player	GP-GS	Min.-Avg.	Field Goals		3-Point		Free Throws		Rebounds		
			FGM-FGA	FG Pct.	FGM-FGA	FG Pct.	FTM-FTA	FT Pct.	OFF	DEF	TOT-AVG
James Collins	16-16	570-35.6	85-208	.409	34-104	.327	33-48	.688	26	47	73-4.6
Kerry Thompson	16-16	516-32.3	61-145	.421	16-48	.333	17-32	.531	18	41	59-3.7
Corey Louis	13-11	384-29.5	50-114	.439	0-0	.000	23-39	.590	32	53	85-6.5
Randell Jackson	15-12	424-28.3	54-139	.388	2-9	.222	30-44	.682	41	45	86-5.7
LaMarr Greer	16-8	420-26.3	42-97	.433	19-53	.358	17-32	.531	17	46	63-3.9
Kirk Luchman	16-10	334-20.9	35-74	.473	0-0	.000	25-32	.781	38	42	80-5.0
Geoff Brower	16-0	215-13.4	23-68	.338	10-44	.227	14-20	.700	5	11	16-1.0
Ron Hale	14-8	222-15.9	19-59	.322	6-26	.231	16-25	.640	13	19	32-2.3
Devonaire Deas	16-0	133-8.3	12-32	.375	4-11	.364	6-9	.667	5	9	14-0.9
Kyle Mulligan	2-0	2-1.0	0-1	.000	0-0	.000	0-0	.000	0	0	0-0.0
Gentry Sparks	1-0	5-5.0	0-1	.000	0-0	.000	0-0	.000	0	1	1-1.0
FSU	16	3225	381-938	.406	91-295	.308	181-281	.644	195	314	562-35.1
Opponents	16	3225	391-908	.431	81-250	.324	247-359	.688	228	371	599-37.4

Team Rebounds: Atlantic Coast Games (FSU 53, Opponents 41) Dead Ball Rebounds: Atlantic Coast Games (FSU 64, Opponents 61)

1996-97 Honors

James Collins

All-Atlantic Coast Conference
(Second Team)
Basketball Times All-American
(Honorable Mention)
National Invitational Tournament
(All-Tournament Team)
Atlantic Coast Conference Player of the Week
(December 23)

Kerry Thompson

All-Atlantic Coast Conference
(Honorable Mention)
National Invitational Tournament
(All-Tournament Team)

Record Against ACC

Clemson	5-1	Home
	4-2	Away
Duke	0-1	Neutral
	2-4	Home
Georgia Tech	0-6	Away
	4-2	Home
Maryland	3-3	Away
	2-4	Home
	0-1	Neutral



'96-'97 STATISTICS

AST	STL	BLK	TO	PF-FD	PT-AVG
87	55	14	65	85-0	514-16.6
18	23	46	52	79-1	342-11.0
9	18	30	42	71-2	275-11.0
184	71	10	98	86-4	280-8.8
71	39	9	42	52-2	269-8.4
15	27	19	24	99-5	269-8.1
27	13	1	35	42-0	182-6.3
14	9	10	25	35-0	130-4.3
66	24	1	48	38-1	77-2.5
1	1	0	4	7-0	12-2.4
0	0	2	4	7-0	8-0.9
0	0	0	0	0-0	0-0.0
492	280	142	439	601	2348-73.4
360	200	118	485	567	2136-66.8

AST	STL	BLK	TO	PF-FD	PT-AVG
34	24	7	37	45-0	237-14.8
91	32	2	50	47-3	155-9.7
4	5	16	22	36-2	123-9.5
7	10	16	19	40-0	140-9.3
23	20	6	23	33-1	120-7.5
3	8	8	12	49-4	95-5.9
14	6	0	17	22-0	70-4.4
8	3	3	14	24-0	60-4.3
23	5	0	18	20-1	34-2.1
0	0	0	0	0-0	0-0.0
0	0	0	2	2-0	0-0.0
207	113	58	214	318	1034-64.6
193	96	64	208	261	1110-69.4

Opponents

North Carolina	2-4	Home
	2-4	Away
N.C. State	0-2	Neutral
	6-0	Home
Virginia	2-4	Away
	1-1	Neutral
Wake Forest	2-4	Home
	2-4	Away
	0-1	Neutral

Season Superlatives

- 20-Point Games:** Collins - 11 (23 at Jacksonville; 24 vs. Tennessee State; 24 vs. Florida; 23 vs. Clemson; 22 vs. North Carolina; 21 at North Carolina; 24 at Maryland; 22 vs. Wake Forest; 21 at West Virginia; 29 vs. Connecticut; 20 vs. Michigan) Louis - 3 (33 vs. Southwestern Louisiana; 22 vs. Rice; 22 vs. Butler) Jackson - 2 (20 vs. Maryland; 20 at Syracuse) Thompson - 2 (21 vs. Wake Forest; 20 vs. Connecticut) Greer - 1 (23 vs. Duke)
- 10-Rebound Games:** Jackson - 5 (11 vs. Tennessee State; 12 vs. Wake Forest; 11 at Syracuse; 11 vs. Michigan State; 12 vs. Connecticut) Louis - 5 (10 vs. Southwestern Louisiana; 10 at Georgia Tech; 11 at Seton Hall; 10 at Virginia; 10 vs. Duke) Luchman - 5 (11 vs. Florida Atlantic; 14 vs. Florida; 12 at Seton Hall; 10 at Wake Forest; 11 vs. Wake Forest) Collins - 1 (10 vs. Tennessee State) Greer - 1 (10 at Duke)
- 10-Assist Games:** Thompson - 2 (10 at Jacksonville; 10 vs. North Carolina)
- Games as Leading Scorer:** Collins - 18 (19 vs. Florida Atlantic; 23 at Jacksonville; 24 vs. Tennessee State; 24 vs. Florida; 16 vs. NC State; 23 vs. Clemson; 22 vs. North Carolina; 13 at Wake Forest; 21 at North Carolina; 16 vs. Georgia Tech; 24 at Maryland; 17 vs. Alabama State; 17 at Clemson; 16 at NC State; 22 vs. Wake Forest; 24 at West Virginia; 29 vs. Connecticut; 20 vs. Michigan) Jackson - 5 (17 at Duke; 19 at Georgia Tech; 20 vs. Maryland; 20 at Syracuse; 16 vs. Michigan State) Louis - 4 (22 vs. Southwestern Louisiana; 22 vs. Rice; 15 vs. Marist; 22 vs. Butler) Thompson - 3 (15 vs. Virginia; 16 vs. Georgia Tech; 21 vs. Wake Forest) Greer - 2 (15 at Virginia; 23 vs. Duke) Luchman - 2 (17 at Seton Hall; 13 at Wake Forest) Brower - 1 (15 vs. Marist)
- Games as Leading Rebounder:** Jackson - 12 (11 vs. Tennessee State; 7 vs. NC State; 7 vs. Virginia; 9 vs. Maryland; 7 vs. Georgia Tech; 7 vs. Alabama State; 7 at Clemson; 12 vs. Wake Forest; 11 at Syracuse; 11 vs. Michigan State; 9 at West Virginia; 12 vs. Connecticut) Louis - 12 (10 vs. Southwestern Louisiana; 9 vs. Rice; 7 vs. Butler; 7 vs. Virginia; 7 vs. Clemson; 10 at Georgia Tech; 8 vs. North Carolina; 10 at Virginia; 7 vs. Georgia Tech; 7 at Maryland; 10 vs. Duke; 8 vs. Wake Forest) Luchman - 7 (11 vs. Florida Atlantic; 8 at Jacksonville; 14 vs. Florida; 9 vs. Marist; 12 at Seton Hall; 10 at Wake Forest; 7 vs. Alabama State) Collins - 3 (8 at North Carolina; 5 at NC State; 8 vs. Wake Forest) Greer - 1 (10 at Duke) Hale - 1 (5 at NC State)
- Double Doubles:** Jackson - 4 (16 pts, 11 reb vs. Tennessee State; 16 pts, 12 reb vs. Wake Forest; 20 pts, 11 reb at Syracuse; 16 pts, 11 reb vs. Michigan State) Louis - 4 (22 pts, 10 reb vs. Southwestern Louisiana; 17 pts, 10 reb at Georgia Tech; 12 pts, 11 reb at Seton Hall; 13 pts, 10 reb at Virginia) Luchman - 4 (18 pts, 11 reb vs. Florida Atlantic; 15 pts, 14 reb vs. Florida; 17 pts, 12 reb at Seton Hall; 13 pts, 10 reb at Wake Forest) Thompson - 2 (10 pts, 10 ast at Jacksonville; 15 pts, 10 ast vs. North Carolina) Collins - 1 (24 pts, 10 reb vs. Tennessee State)



'96-'97 STATISTICS

Game-By-Game

Date	Opponent	Score	Attendance	FSU High Points	FSU High Rebounds	FSU High Assists
11/22	Southwestern Louisiana	96-70	5,349	Louis22	Louis10	Greer9
11/29	Rice	79-54	7,863	Louis22	Louis9	Deas6
12/02	Florida Atlantic	93-56	5,473	Collins19	Luchman11	Collins5
12/05	@ Duke (OT)	66-72	9,314	Jackson17	Greer10	Thompson6
12/14	@ Jacksonville	108-84	3,919	Collins23	Luchman8	Thompson10
12/17	Tennessee State	100-62	5,054	Collins24	Jackson11	Collins7
12/21	N Florida	79-65	8,767	Collins24	Luchman14	Thompson6
12/28	Marist	76-48	5,137	Brower15	Luchman9	Deas7
12/30	Butler	87-68	5,312	Louis22	Louis7	Thompson6
1/04	N.C. State	71-51	5,677	Collins16	Jackson7	Thompson6
1/08	Virginia	61-64	9,452	Thompson15	Jackson7	Greer5
1/11	Clemson	70-76	10,297	Collins23	Louis7	Thompson7
1/15	@ Georgia Tech	59-71	8,843	Jackson19	Louis10	Thompson5
1/18	@ Seton Hall	67-56	7,972	Luchman17	Luchman12	Collins5
1/22	North Carolina	84-71	10,265	Collins22	Louis8	Thompson10
1/25	@ Wake Forest	58-61	14,407	Collins13	Luchman10	Thompson5
1/29	Maryland	74-70	7,382	Jackson20	Jackson9	Thompson3
2/01	@ Virginia	60-73	8,120	Greer15	Louis10	Thompson6
2/06	@ North Carolina	62-90	20,269	Collins21	Collins8	Thompson6
2/09	Georgia Tech	64-62	6,196	Thompson16	Jackson7	Thompson5
2/13	@ Maryland	57-73	14,500	Collins24	Louis7	Thompson7
2/15	Duke	79-89	11,497	Greer23	Louis10	Thompson9
2/19	Alabama State	94-49	5,462	Collins17	Jackson7	Greer7
2/23	@ Clemson	67-65	11,200	Collins17	Jackson7	Thompson4
2/26	@ N.C. State	44-67	12,400	Collins16	Hale5	Thompson5
3/01	Wake Forest	59-55	6,098	Thompson21	Jackson12	Thompson3
3/07	N Wake Forest	65-66	23,250	Collins22	Collins8	Thompson7
3/12	@ Syracuse	82-67	5,385	Jackson20	Jackson11	Thompson7
3/17	Michigan State	68-63	6,362	Jackson16	Jackson11	Thompson7
3/19	@ West Virginia	76-71	10,314	Collins24	Jackson9	Thompson9
3/25	N Connecticut (OT)	71-65	13,847	Collins29	Jackson12	Thompson9
3/27	N Michigan	73-82	15,849	Collins20	Thompson7	Thompson6
Total Attendance:		301,232	Average: 9,414	Away Attendance: 126,643	Average: 10,554	
Home Attendance:		112,876	Average: 7,055	Neutral Attendance: 61,713	Average: 15,428	

Team Highs & Lows — Season

Category	Florida State	Opponent	Category	Florida State	Opponent
Points 1st Half	High 59 at Jacksonville	52 Duke 2	Free Throws Att.	High 39 vs. Rice	35 Maryland 1, Wake Forest 3
	Low 20 at Virginia	13 Marist		Low 6 at NC State	6 Virginia 1
Points 2nd Half	High 54 vs. FAU	47 Virginia 2 & UNC 2	Free Throws %	High 100.0 at Wake Forest	88.9 Connecticut
	Low 23 at NC State	22 NC State 1		Low 42.9 vs. Tennessee State	40.0 Marist
Total Points	High 108 at Jacksonville	90 North Carolina 2	Offensive Rebounds	High 26 at GA Tech	28 Michigan
	Low 44 at NC State	48 Marist		Low 7 at Clemson	5 NC State 2
Field Goals Made	High 43 vs. SW Louisiana	37 North Carolina 2	Defensive Rebounds	High 40 vs. SW Louisiana	32 North Carolina 2
	Low 17 at NC State	18 NC State 1, Ala. State		Low 14 vs. Virginia	14 SW Louisiana
Field Goals Att.	High 79 vs. FAU	74 USL & W. Virginia	Total Rebounds	High 55 at Seton Hall	48 Duke 1
	Low 46 at Clemson	40 Clemson 2		Low 25 at Clemson	25 Clemson 2
Field Goal %	High 63.2 vs. SW Louisiana	57.4 NC State 2	Assists	High 28 vs. SW Louisiana	25 North Carolina 2
	Low 31.3 at Wake Forest	29.7 Seton Hall		Low 7 at Wake Forest	4 FAU
3pt. Field Goals Made	High *14 at Jacksonville	12 Duke 2	Blocked Shots	High 11 vs. Marist	11 Wake Forest 1
	Low 1 vs. Rice	1 Maryland 1		Low 0 at Duke	0 Alabama State
3pt. Field Goals Att.	High 27 at NC State	38 SW Louisiana	Steals	High 19 vs. Rice & Butler	11 four times
	Low 9 vs. SW Louisiana	4 Maryland 2		Low 2 at NC State	1 NC State 2, Wake Forest 1 2
3pt. Field Goals %	High 63.6 at Jacksonville	52.6 Jacksonville	Turnovers	High 23 at Seton Hall	27 Rice & Seton Hall
	Low 8.3 vs. Rice	14.3 Maryland 1		Low 6 at Wake Forest	9 three times
Free Throws Made	High 25 Syracuse	25 Maryland 1	Personal Fouls	High 28 at Duke	26 Rice
	Low 3 at NC State	4 Marist & Wake Forest 2		Low 9 vs. Marist	4 NC State 2

* New School Record



'96-'97 STATISTICS

Game-By-Game Team Statistics

	FG-FGA	PCT.	3-Point		FT-FTA	PCT.	Rebounds			AST	TO	BLK	STL	PF-DQ	Half	Final
			FG-FGA	PCT.			OFF	DEF	TOT							
FSU	43-68	.632	4-9	.444	6-10	.600	12	40	52	28	21	4	11	17-0	50	96
Southwestern Louisiana	25-74	.338	10-38	.263	10-16	.625	12	14	26	10	12	3	11	13-0	36	70
FSU	27-54	.500	1-12	.083	24-39	.615	10	24	34	17	16	3	19	21-0	43	79
Rice	19-54	.352	5-13	.385	11-20	.550	15	22	37	9	27	6	9	26-1	22	54
FSU	39-79	.494	5-17	.294	10-17	.588	18	24	42	20	10	8	10	23-0	39	93
Florida Atlantic	19-59	.322	2-9	.222	16-29	.552	19	26	45	4	25	2	5	19-0	28	56
FSU	23-61	.377	5-14	.357	15-23	.652	17	21	38	10	21	0	10	28-2	36	OT 66
Duke	21-66	.318	6-25	.240	24-32	.750	24	24	48	10	20	4	7	18-1	29	OT 72
FSU	39-63	.619	14-22	.636	16-26	.615	10	18	28	23	13	4	11	24-1	59	108
Jacksonville	27-58	.466	10-19	.526	20-30	.667	14	19	33	10	21	1	7	21-0	46	84
FSU	42-67	.627	7-12	.583	9-21	.429	14	38	52	17	18	6	8	16-0	47	100
Tennessee State	26-72	.361	5-20	.250	5-9	.556	9	18	27	9	15	3	9	16-0	29	62
FSU	31-70	.443	5-12	.417	12-17	.706	16	28	44	24	13	5	11	17-0	37	79
Florida	24-60	.400	7-19	.368	10-17	.588	11	26	37	12	19	6	5	17-0	38	65
FSU	27-54	.500	6-14	.429	16-28	.571	12	30	42	17	15	11	14	9-0	40	76
Marist	20-66	.303	4-17	.235	4-10	.400	18	19	37	8	20	4	3	20-1	13	48
FSU	31-63	.492	3-12	.250	22-29	.759	14	19	33	15	14	6	19	18-1	47	87
Butler	24-54	.444	8-16	.500	12-19	.632	13	20	33	13	23	4	8	22-0	34	68
FSU	27-54	.500	5-15	.333	12-15	.800	10	25	35	16	18	9	8	18-0	38	71
N.C. State	18-56	.321	3-17	.176	12-16	.750	13	15	8	6	17	1	11	17-1	29	51
FSU	21-58	.362	6-15	.400	13-18	.722	12	14	26	13	8	2	13	12-0	35	61
Virginia	28-57	.491	3-12	.250	5-6	.833	15	24	39	13	15	4	3	16-1	31	64
FSU	26-52	.500	6-21	.286	12-22	.545	12	19	31	13	17	5	5	22-1	27	70
Clemson	28-62	.452	3-15	.200	17-22	.773	17	18	35	14	12	2	9	22-0	33	76
FSU	24-67	.358	2-17	.118	8-16	.500	26	23	49	15	12	4	8	19-0	32	58
Georgia Tech	21-51	.412	9-20	.450	20-25	.800	11	21	32	14	11	8	7	13-0	32	71
FSU	26-73	.356	2-11	.182	13-21	.619	21	34	55	17	23	5	13	20-2	34	67
Seton Hall	19-64	.297	6-24	.250	12-22	.545	14	30	44	10	27	9	9	21-1	24	56
FSU	33-66	.500	6-18	.333	12-18	.667	17	19	36	20	8	7	6	13-0	46	84
North Carolina	29-65	.446	7-14	.500	6-8	.750	17	20	37	11	14	3	5	19-1	37	71
FSU	20-64	.313	7-24	.292	11-11	1.000	16	24	40	7	6	1	5	24-3	28	58
Wake Forest	20-49	.408	3-20	.150	18-30	.600	12	28	40	11	9	11	3	9-0	28	61
FSU	24-60	.400	6-13	.462	20-31	.645	17	26	43	11	22	5	10	24-1	31	74
Maryland	22-58	.379	1-7	.143	25-35	.714	16	20	36	13	21	3	11	20-1	30	70
FSU	23-66	.348	3-14	.214	11-17	.647	18	15	33	9	13	3	7	22-1	20	60
Virginia	23-54	.426	6-15	.400	21-31	.677	18	28	46	8	16	8	3	19-0	26	73
FSU	24-65	.369	6-25	.240	8-14	.571	10	24	34	13	17	1	7	17-0	31	62
North Carolina	37-66	.561	5-10	.500	11-19	.579	9	32	41	25	13	3	9	15-0	43	90
FSU	24-55	.436	7-17	.412	9-18	.500	16	19	35	12	12	7	6	20-0	34	64
Georgia Tech	23-63	.365	6-19	.316	10-21	.476	25	20	45	9	11	5	7	17-0	22	62
FSU	21-59	.356	6-25	.240	9-13	.692	12	19	31	15	19	3	6	23-2	27	57
Maryland	24-55	.436	1-4	.250	24-33	.727	17	30	47	15	14	5	8	17-0	38	73
FSU	27-60	.450	7-19	.368	18-27	.667	15	25	40	17	14	3	6	21-0	43	79
Duke	29-61	.475	12-24	.500	19-29	.655	11	23	34	13	10	2	8	23-1	52	89
FSU	37-62	.597	10-19	.526	10-14	.714	9	29	38	23	10	10	12	11-0	45	94
Alabama State	18-52	.346	6-12	.500	7-14	.500	9	17	26	6	15	0	6	13-0	23	49
FSU	24-46	.522	7-19	.368	12-18	.650	7	18	25	13	11	2	7	21-0	27	67
Clemson	19-40	.475	5-14	.357	22-29	.759	6	19	25	12	11	2	3	17-1	26	65
FSU	17-51	.333	7-27	.259	3-6	.500	11	17	28	11	10	1	2	12-0	21	44
N.C. State	27-47	.574	4-9	.444	9-14	.643	5	24	29	8	5	1	1	4-0	31	67
FSU	23-54	.426	5-12	.417	8-14	.571	11	27	38	12	10	5	5	12-0	31	59
Wake Forest	22-58	.379	7-25	.280	4-9	.444	12	25	37	11	9	2	1	15-0	28	55
FSU	22-56	.393	11-25	.440	10-15	.667	11	19	30	13	9	3	6	22-2	28	65
Wake Forest	20-43	.465	4-21	.190	22-35	.629	11	25	36	10	12	4	1	17-0	33	68
FSU	26-55	.473	5-17	.294	25-31	.806	14	31	45	15	16	2	5	21-0	30	82
Syracuse	24-66	.364	4-18	.222	15-29	.517	21	17	38	14	10	1	11	18-0	24	67
FSU	22-47	.468	6-16	.375	18-28	.643	6	24	32	12	12	4	4	16-0	38	68
Michigan State	22-57	.386	5-16	.313	14-21	.667	12	21	33	8	9	0	7	22-1	39	63
FSU	27-60	.450	5-20	.250	17-27	.630	14	25	39	15	13	5	8	15-0	35	76
West Virginia	27-74	.365	5-13	.385	12-16	.750	23	24	47	17	13	1	7	19-0	39	71
FSU	23-67	.343	12-25	.480	13-26	.500	22	28	50	15	12	7	8	13-0	33	OT 71
Connecticut	25-70	.357	7-19	.368	8-9	.889	18	27	45	13	15	7	3	22-1	32	OT 65
FSU	23-52	.442	8-20	.400	19-26	.731	13	15	28	14	13	1	8	20-1	31	73
Michigan	28-65	.431	3-14	.214	23-32	.719	28	19	47	14	14	3	3	21-0	41	82



'96-'97 STATISTICS

Game-By-Game Individual Points — Rebounds

Date	Opponent	Score	Brower	Collins	Deas	Greer	Hale	Jackson	Louis	Luchman	K. Thompson
11/22	Southwestern Louisiana	W 96-70	17-5	DNP	2-2	16-7	4-3	16-9	22-10	13-6	4-3
11/29	Rice	W 79-54	3-0	16-5	1-4	11-3	2-1	9-2	22-9	6-5	7-2
12/2	Florida Atlantic	W 93-56	11-0	19-6	5-5	9-4	8-1	5-8	DNP	18-11	9-2
12/5	at Duke	L 66-72 (OT)	9-1	13-4	6-1	7-10	0-1	17-6	DNP	8-6	6-3
12/14	at Jacksonville	W 108-84	12-0	23-2	8-1	11-2	17-6	12-3	DNP	15-8	10-3
12/17	Tennessee State	W 100-62	13-2	24-10	13-2	6-4	8-9	16-11	DNP	16-8	0-4
12/21	vs. Florida	W 79-65	4-1	24-7	2-1	10-5	0-0	14-4	6-4	15-14	4-2
12/28	Marist	W 76-48	15-1	10-5	0-6	2-3	9-3	7-6	15-8	9-9	8-1
12/30	Butler	W 97-68	5-0	13-5	0-1	7-6	1-1	17-6	22-7	7-5	15-2
1/4	NC State	W 71-51	15-4	16-3	4-3	2-4	3-1	12-7	2-2	8-5	9-5
1/8	Virginia	L 61-64	0-0	11-1	1-0	12-4	DNP	4-7	11-7	2-2	15-4
1/11	Clemson	L 70-76	9-0	23-3	0-0	9-6	0-0	5-3	18-7	4-3	2-4
1/15	at Georgia Tech	L 58-71	0-1	7-6	2-1	3-6	1-2	19-8	17-10	2-3	7-6
1/18	at Seton Hall	W 67-56	0-1	15-6	2-3	2-3	10-7	4-2	12-11	17-12	5-1
1/22	North Carolina	W 84-71	3-1	22-5	2-0	7-2	3-5	10-6	15-8	7-6	15-2
1/25	at Wake Forest	L 58-61	2-0	13-7	3-2	6-2	5-3	8-5	4-4	13-10	4-3
1/29	Maryland	W 74-70	0-1	8-3	1-1	9-2	17-4	20-9	4-7	1-5	14-6
2/1	at Virginia	L 60-73	0-0	11-5	0-0	15-6	0-1	10-3	13-10	3-4	8-0
2/6	at North Carolina	L 62-90	5-3	21-8	11-1	2-4	0-1	2-3	12-6	6-6	3-2
2/9	Georgia Tech	W 64-62	0-0	16-4	0-0	9-3	5-1	6-7	8-7	4-4	16-4
2/13	at Maryland	L 57-73	2-1	24-4	2-2	3-3	7-3	DNP	10-7	7-3	2-4
2/15	Duke	L 79-89	5-2	15-6	0-0	23-5	8-3	1-0	9-10	2-3	16-7
2/19	Alabama State	W 84-49	12-5	17-6	7-1	10-3	7-3	15-7	DNP	13-7	11-0
2/23	at Clemson	W 67-65	7-0	17-3	2-3	2-0	4-2	4-7	DNP	16-5	15-3
2/26	at NC State	L 44-67	8-2	16-5	0-0	3-4	7-5	6-3	DNP	2-4	2-4
3/1	Wake Forest	W 59-55	5-0	4-6	0-0	8-3	DNP	16-12	0-0	5-11	21-2
3/7	vs. Wake Forest	L 65-66	9-2	22-6	0-0	8-0	0-0	13-5	6-8	2-2	5-0
3/12	at Syracuse	W 82-67	8-3	14-3	0-1	16-5	0-0	20-11	9-6	13-7	2-7
3/17	Michigan State	W 68-63	3-0	7-5	2-0	11-1	2-1	16-11	7-3	11-5	9-4
3/19	at West Virginia	W 76-71	DNP	24-5	1-1	10-6	2-0	19-9	14-7	4-6	2-5
3/25	vs. Connecticut	W 71-65 (OT)	DNP	29-9	8-1	5-6	0-1	8-12	9-9	0-3	20-6
3/27	vs. Michigan	L 73-82	DNP	20-3	DNP	15-3	0-1	11-2	8-3	5-4	14-7
Total Points:			182	514	-77	289	130	342	275	259	280
Total Rebounds:			36	158	43	124	69	194	170	192	108

Individual Highs — Season & Career

Season	Career	Season	Career
Geoff Brower			
17 points vs. Southwestern Louisiana (11/22/96)	17 points four times	Ron Hale	
5 rebounds two times	5 rebounds three times	17 points two times	First Year
3 assists vs. North Carolina (1/22/97)	5 assists vs. Georgia Tech (2/28/96)	9 rebounds vs. Tennessee State (12/17/96)	
2 steals at Wake Forest (1/25/97)	2 steals four times	2 assists four times	
James Collins			
29 points vs. Connecticut (3/25/97)	29 points two times	2 steals at Jacksonville (12/14/96)	
10 rebounds vs. Tennessee State (12/17/96)	Same	Randell Jackson	
7 assists two times	9 assists vs. Morgan State (12/20/93)	20 points two times	Same
6 steals vs. Rice (11/29/96)	6 steals three times	12 rebounds vs. Wake Forest (3/1/97)	Same
Devonaire Deas			
13 points vs. Tennessee State (12/17/96)	First Year	6 blocked shots vs. Marist (12/28/96)	Same
6 rebounds vs. Marist (12/28/96)		3 steals at Duke (12/5/96)	3 steals two times
7 assists vs. Marist (12/28/96)		Corey Louis	
3 steals four times		22 points three times	26 points at North Carolina (1/25/95)
LaMarr Greer			
23 points versus Duke (2/15/97)	Same	11 rebounds at Seton Hall (1/18/97)	15 rebounds at UNC Greensboro (2/1/95)
10 rebounds at Duke (12/5/96)	Same	4 blocked shots vs. North Carolina (1/22/97)	9 blocked shots vs. Maryland (1/10/95)
9 assists vs. Southwestern Louisiana (11/22/96)	12 assists at Tulane (12/5/95)	4 steals vs. Rice 11/29/96)	4 steals two times
4 steals at Maryland (2/13/97)	4 steals two times	Kirk Luchman	
Kerry Thompson			
21 points vs. Wake Forest (3/1/97)			
7 rebounds two times			
10 assists two times			
7 steals vs. Butler (12/30/96)			



Game 1 *Ragin' Cajuns* Nov. 22
SOUTHWESTERN LOUISIANA

Florida State opened its 1996-97 campaign by dominating all facets of the game in a 96-70 victory over Southwestern Louisiana. The win was FSU head coach Pat Kennedy's 10th in 11 season openers as the Seminoles' mentor. Florida State shot 63.2 percent from the floor and placed five players in double figures. Corey Louis led the Seminoles with 22 points and 10 rebounds. Randell Jackson chipped in with 16 points and LaMarr Greer finished with 16 points, seven rebounds and nine assists. Geoff Brower tied a career-high with 17 points. FSU outrebounded the Ragin' Cajuns 52-26 and held USL to 33.8 percent shooting from the field.

FSU 96													Southwestern Louisiana 70												
Game 1													November 22, 1996												
Tallahassee, Florida																									
FSU Name	MP	FG	FT	REB	PF	A	TOBS	S	TP	SW Louisiana Name	MP	FG	FT	REB	PF	A	TOBS	S	TP						
Brower (F)	30	8/9	1/1	14/5	4	2	4	0	11	Margul	35	4/17	2/3	14/5	3	4	0	1	0	10					
Louis (F)	27	10/16	2/2	37/10	2	1	4	3	22	Verdun	20	4/17	4/7	0/1	1	1	0	0	2	14					
Luchman (G)	24	6/7	1/2	3/3/6	0	1	1	0	3	Shawder	34	2/5	0/0	0/2/2	1	3	4	0	3	6					
Greer (G)	31	6/7	1/2	15/7	0	9	2	0	0	Poole	31	5/13	1/1	0/2/7	3	0	3	1	2	12					
Deas (G)	16	1/4	0/0	0/2/2	4	4	3	0	2	Mauley	38	6/15	3/3	2/1/3	3	1	2	0	0	13					
Jackson	21	7/12	2/3	0/8/9	1	2	2	0	1	Greer	6	0/0	0/2	0/0/0	0	1	3	0	2	0					
Sparks	3	1/1	0/0	0/1/1	0	1	0	0	2	Green	11	4/7	0/0	1/0/1	0	0	0	0	2	10					
Mulligan	2	0/0	0/0	0/0/0	0	0	0	0	0	Reas	14	0/0	0/0	0/1/1	2	0	0	1	0	0					
Polley	3	0/1	0/0	0/0/0	0	0	0	0	0	Team										0/0/0					
Thompson	24	2/2	0/0	1/2/3	3	6	4	0	1	Totals	200	25/74	10/16	12/14/26	13	10	12	3	31	70					
Team	17	2/5	0/0	3/3/6	3	2	1	1	4	FSU:		50	46	96											
Totals	200	43/68	6/10	12/40/52	17	28	21	4	11	SW Louisiana:		98	54	70											
3-Point Field Goals:													Attendance: 5,349												
FSU: Greer 3-3, Brower 1-2, Jackson 0-1, Thompson 0-1, Hale 0-0																									
SW Louisiana: Mauley 3-6, Shawder 2-4, Green 2-4, Verdun 2-13, Poole 1-2, Manuel 0-9																									

Game 2 *Owls* Nov. 29
RICE

Corey Louis connected on 10-13 shooting and finished the game with 22 points and nine rebounds as the Seminoles recorded their second victory of the season with a 79-54 victory over Rice. The Tribe continued their stellar defensive play, holding the Owls to 35.2 percent shooting and forcing 27 turnovers. The 54-point effort was the lowest output by an opponent since Dec. 16, 1995 when Florida was held to 52 points. Senior James Collins, in his first game of the season, added 16 points and LaMarr Greer added 11 off the bench.

FSU 79													Rice 54												
Game 2													November 29, 1996												
Tallahassee, Florida																									
FSU Name	MP	FG	FT	REB	PF	A	TOBS	S	TP	Rice Name	MP	FG	FT	REB	PF	A	TOBS	S	TP						
Brower (F)	14	0/3	3/4	0/0/0	2	2	1	0	0	Pek	21	1/4	2/2	0/2/3	3	1	8	1	0	4					
Louis (F)	24	10/13	2/4	4/5/9	4	0	0	2	4	Singletary	15	0/2	0/0	0/1/1	2	1	4	0	0	0					
Luchman (G)	24	2/4	2/4	14/8	4	1	1	0	1	Cravens	23	6/15	2/4	2/0/2	3	2	4	2	1	17					
Collins (G)	31	8/10	4/6	0/5/8	1	3	2	0	6	Igo	15	3/6	3/7	3/4/7	5	1	1	0	0	9					
Deas (G)	30	0/1	1/2	0/4/4	2	6	5	0	1	Sanna	29	9/9	0/0	3/5/8	4	1	2	1	2	4					
Thompson	20	0/3	7/8	0/2/2	2	5	0	4	7	Armstrong	12	0/0	0/0	0/0/0	3	1	1	0	1	0					
Jackson	26	4/5	0/0	0/2/2	2	1	1	0	9	Beshara	3	1/1	2/2	0/1/1	0	1	0	1	0	5					
Greer	25	3/8	5/7	2/1/3	1	2	1	0	9	Singer	11	1/4	2/2	0/1/1	2	0	0	0	0	3					
Hale	10	1/3	0/0	1/2/1	1	0	0	0	2	Johnson	24	0/5	2/4	2/2/4	0	0	0	3	1	2					
Sparks	4	1/3	0/2	1/0/1	0	0	0	0	2	Lumpkin	37	5/9	0/1	2/3/5	0	1	3	0	4	10					
Mulligan	2	0/1	0/0	0/0/0	0	0	0	0	0	Mashevs	2	0/0	0/0	0/0/0	0	0	0	0	0	0					
Team				1/1/2	1/1/2	0/0/0	0/0/0	0/0/0	0/0/0	Byrnes	5	0/1	0/0	0/0/0	0	0	0	1	0	0					
Totals	200	27/54	24/39	10/24/34	21	17	15	3	19	Team				3/3/6	0/0/0	0/0/0	0/0/0	0/0/0	0/0/0	0/0/0					
3-Point Field Goals:													Attendance: 7,863												
FSU: Jackson 1-1, Hale 0-1, Sparks 0-1, Brower 0-3, Collins 0-3, Greer 0-3													FSU: 43 36 79												
Rice: Cravens 3-6, Beshara 1-1, Singer 1-3, Singletary 0-1, Johnson 0-2													Rice: 22 32 54												

Game 3 *Owls* Dec. 2
FLORIDA ATLANTIC

Kirk Luchman equaled a career-high with 18 points and established a career-best with 11 rebounds to lead Florida State to a 93-56 win over Florida Atlantic in the Leon County Civic Center. The victory was FSU's third straight to start the season and came with the Seminoles leading scorer, junior forward Corey Louis, on the bench. Louis underwent arthroscopic surgery on his left knee earlier in the day. Florida State held the Owls to just 32.2 percent shooting from the floor and forced 25 turnovers. The game marked the third straight time FSU held its opponents to less than 35 percent field goal shooting. James Collins led the Seminoles with 19 points while Geoff Brower added 11.

FSU 93													Florida Atlantic 56												
Game 3													December 2, 1996												
Tallahassee, Florida																									
FSU Name	MP	FG	FT	REB	PF	A	TOBS	S	TP	Florida Atlantic Name	MP	FG	FT	REB	PF	A	TOBS	S	TP						
Brower (F)	16	5/11	0/0	0/0/0	3	1	0	0	11	Peoples	36	4/7	0/0	4/5/9	4	1	0	1	0	8					
Luchman (F)	28	2/9	1/4	4/13	3	1	0	2	1	Amene	20	4/10	5/7	4/2/4	4	1	3	0	2	13					
Collins (G)	31	8/17	2/2	4/9	2	2	0	2	1	Luchman	29	1/0	1/2	1/4/5	3	1	0	0	0	3					
Deas (G)	16	1/3	3/4	1/4/5	2	2	0	2	1	Buchanan	36	3/13	5/6	4/1/5	2	0	0	0	2	9					
Thompson	24	4/7	1/1	0/2/2	4	4	2	0	6	Splund	13	0/3	3/2	0/1/1	4	0	4	1	1	1					
Greer	24	3/6	2/2	2/2/4	1	3	4	1	1	Matsela	11	1/2	0/0	0/1/1	0	0	0	0	2	2					
Hale	16	4/5	0/1	1/0/1	2	1	1	0	0	Harjo	12	0/5	0/0	1/0/1	1	0	2	0	0	5					
Sparks	14	3/4	0/0	0/1/3	0	0	0	0	0	Polins	8	0/0	0/0	0/3/3	1	0	1	0	0	0					
Mulligan	3	1/1	0/0	0/0/0	2	0	0	0	0	Asensio	12	2/4	2/2	2/2/2	1	0	0	0	0	7					
Team				3/1/4	0/0/0	2/0/0	0/0/0	0/0/0	0/0/0	Zeigler	23	2/7	4/10	1/4/5	2	0	2	0	0	6					
Totals	200	39/79	10/17	16/24/42	23	20	10	8	10	Team				2/5/7	0/0/0	0/0/0	0/0/0	0/0/0	0/0/0	0/0/0					
3-Point Field Goals:													Attendance: 5,473												
FSU: Collins 2-3, Mulligan 1-1, Greer 1-3, Brower 1-5													FSU: 39 54 93												
Florida Atlantic: Klinger 1-2, Herkel 1-3, Huler 0-1, Buchanan 0-1, Splund 0-2													Florida Atlantic: 28 23 56												

Game 4 *Blue Devils* Dec. 5
DUKE

Carmen Wallace scored four points, blocked a shot and took a charge in overtime to push No. 10 Duke to a 72-66 win over Florida State in Cameron Indoor Stadium in the ACC opener for both teams. FSU was in control for most of the game and led by as many as 10 points (42-32) in the second half before the Blue Devils went on a 16-5 run to take their first lead with 11:13 remaining at 48-47. The game see-sawed back and forth for the rest of regulation. The Seminoles had a chance to win the game on the final possession of regulation. Randell Jackson missed a short baseline jumper with five seconds to go but LaMarr Greer corralled the rebound. Greer's 12-footer as the buzzer sounded bounced off the front and back of the rim but did not fall, forcing overtime. Duke outscored Florida State 9-3 in the extra session to win. Jackson scored 17 points to lead FSU while James Collins added 13.

FSU 66													Duke 72												
Game 4													December 5, 1996												
Tallahassee, Florida													Durham, NC												
FSU Name	MP	FG	FT	REB	PF	A	TOBS	S	TP	Duke Name	MP	FG	FT	REB	PF	A	TOBS	S	TP						
Greer (F)	28	3/7	0/0	4/5/10	5	2	3	0	2	McLeod	10	1/5	0/0	2/0/2	1	0	2	0	0	2					
Luchman (G)	27	3/10	2/2	2/4/6	4	0	2	0	3	Capel	22	0/9	0/0	1/2/3	3	3	0	0	1	0					
Collins (G)	41	4/9	4/6	0/4/4	4	1	3	0	1	Newton	33	6/10	9/12	6/7/13	2	0	1	2	0	21					
Thompson	35	3/9	0/3	2/1/3	1	6	3	0	2	Wojciechowski	2/9	0/0	1/2/3	2	3	5	0	0	3						
Brower	26	2/4	4/6	1/0/1	3	1	0	2	1	Langdon	35	4/13	7/9	1/2/3	0	2	3	0	0	18					
Deas	10	2/2	0/1	0/1/1	2	0	1	0	0	Proff	21	1/5	4/4	1/1/2	5	0	2	0	0	6					
Hale	16	0/1	0/0	0/1/1	2	0	2	0	0	Carrizosa	21	2/6	0/0	4/3/7	1	1	3	0	1	4					
Sparks	5	0/1	0/0	0/1/1	2	0	2	0	0	Chappell	8	1/2	0/1	0/2/2	2	1	0	0	0	2					
Team				5/0/5	0/0/0	2/0/0	0/0/0	0/0/0	0/0/0	Wallace	27	4/7	4/6	6/5/11	2	0	1	2	2	13					
Totals	225	23/61	15/23	17/21/38	28	21	0	1	0	Team				2/0/2	0/0/0	0/0/0	0/0/0	0/0/0	0/0/0	0/0/0					
3-Point Field Goals:													Attendance: 9,314												
FSU: Deas 2-2, Greer 1-3, Collins 1-3, Brower 1-4, Jackson 0-1, Hale 0-1													FSU: 36 27 3 66												
Duke: Langdon 8-10, Wojciechowski 2-8, Wallace 1-2, McLeod 0-1, Proff 0-1, Chappell 0-1, Capel 0-2													Duke: 29 34 9 72												



Game 5 Dolphins
JACKSONVILLE
Dec. 14

Jacksonville native James Collins scored 23 points in his homecoming and Florida State set a school record by connecting on 14 three-point shots as the Seminoles rolled to a 108-84 victory at Jacksonville. FSU shot 61.9 percent from the floor, 63.6 percent from three-point range and placed seven players in double figures. Ron Hale (17), Kirk Luchman (15), Geoff Brower (12), Randell Jackson (12), LaMarr Greer (11) and Kerry Thompson (10) were Florida State's other double figure scorers. Thompson added 10 assists and five steals. Collins hit five three-pointers while Brower canned four. FSU's 108 points scored was its most since Mt. St. Mary's 108-81 on Dec. 22, 1993.

FSU Jacksonville 108											Game 5 December 14, 1996 Jacksonville, FL										
FSU Name	MP	FG M-A	FT M-A	REB	PF	A	TOBS	S	TP		FSU Name	MP	FG M-A	FT M-A	REB	PF	A	TOBS	S	TP	
Greer (F)	21	5-7	1-1	1-12	4	1	1	0	11		Johnson	27	2-2	0-0	5-5	3	0	2	0	1	4
Jackson (F)	17	5-7	1-2	1-2	5	0	1	1	12		Ross	35	3-11	5-9	1-5	3	0	1	1	1	11
Luchman (C)	37	4-9	7-12	4-4	5	2	0	1	15		Krieger	10	1-4	0-0	1-1	4	1	2	0	2	2
Collins (G)	33	8-15	2-4	0-2	4	5	0	1	23		Em	28	0-3	1-2	0-0	1	0	7	0	0	17
Thompson (G)	21	5-6	0-1	0-0	1	10	2	1	5	10	Wilson	28	1-3	0-0	0-2	3	5	1	0	0	3
Brower	28	4-7	0-0	0-0	3	1	2	0	12		Knowl	32	10-21	8-8	3-14	2	1	3	0	0	33
Hale	26	5-7	5-6	5-6	2	0	0	0	2	17	Clayborne	5	0-0	1-2	0-0	0	1	0	0	0	1
Deas	21	3-5	0-0	0-1	1	4	1	0	8		O'Brien	12	1-2	1-5	0-1	2	2	2	0	1	3
Team				14-3							Orantes	11	2-8	2-3	3-3	3	0	1	0	2	6
Totals	200	39-63	15-28	10-16	28	24	23	13	4	118	McNair	8	1-2	2-2	0-0	0	0	2	0	0	4
3-Point Field Goals:											Totals										
FSU: Collins 5-8, Brower 4-6, Hale 2-2, Deas 2-3											200 27-58 20-30 14-19-33 21 10 21 1 7 84										
Jackson 1-1, Greer 0-2											FSU: 59 49 108										
Jacksonville: Knowl 3-13, Fox 4-4, Watson 1-1, McNair 0-1											Jacksonville: 45 38 84										
											Attendance: 3,919										

Game 6 Tigers
TENNESSEE STATE
Dec. 17

Florida State shot 62.7 percent from the field and placed five players in double figures in a 100-62 rout of Tennessee State. It marked the first time that FSU had broken the 100-point plateau in consecutive games since the 1989-90 season. James Collins led the Seminoles with 24 points and a career-high 10 rebounds. Randell Jackson added 16 points and a career-best 11 rebounds. Kirk Luchman (16), Geoff Brower (13) and Devonaire Deas (13) also scored in double figures for Florida State. FSU outscored the Tigers 52-27 and held Tennessee State to 36.1 percent shooting.

FSU Tennessee State 100											Game 6 December 17, 1996 Tallahassee, Florida											
FSU Name	MP	FG M-A	FT M-A	REB	PF	A	TOBS	S	TP		Tennessee State Name	MP	FG M-A	FT M-A	REB	PF	A	TOBS	S	TP		
Greer (F)	30	2-5	1-2	1-3	0	1	1	1	3	6	Gilbert	38	5-17	2-4	0-1	3	7	5	0	3	20	
Jackson (F)	29	7-11	2-6	4-7	2	0	4	1	0	16	Samuel	35	1-11	0-0	0-4	2	1	5	0	2	2	
Luchman (C)	33	7-12	2-3	4-4	8	1	2	1	0	16	Murphy	12	0-9	0-0	0-2	0	0	1	0	0	0	
Collins (G)	34	10-14	0-1	10-10	3	7	4	0	1	24	Samuel	35	0-10	0-0	0-2	4	0	2	1	1	7	
Thompson (G)	14	0-2	0-0	0-4	1	2	1	1	0	0	Johnson	33	11-22	1-2	3-5	2	0	2	0	3	24	
Hale	19	4-5	0-0	2-2	0	0	0	0	8		Huber	26	2-9	0-0	1-2	3	1	1	1	0	5	
Deas	23	5-8	3-6	2-2	3	5	1	0	2	13	Schaefer	2	0-0	2-2	0-0	0	0	0	0	0	2	
Brower	15	3-2	1-2	1-1	2	0	1	1	13		Parker	17	1-2	0-0	1-1	1	0	0	0	0	3	
Sparks	1	0-0	0-1	2	0	1	0	0	2		Thompson	1	0-0	0-1	1-2	3	0	0	0	0	0	
Mulligan	3	1-1	0-2	0-0	1	0	2	0	0	2	Team				3-7					4		
Team				1-0							Totals	200	25-72	5-9	9-19	27	16	9	15	3	8	62
3-Point Field Goals:											Totals											
FSU: Collins 4-7, Brower 2-2, Greer 1-2, Hale 0-1											FSU: 47 53 100											
Tennessee State: Gilbert 2-3, Johnson 1-3, Samuel 1-4, Huber 1-5, Parker 0-1, Samuel 0-4											Tennessee State: 29 33 62											
											Attendance: 5,054											

Game 7 Gators
FLORIDA
Dec. 21

Florida State scored the first 11 points of the second half, erasing a one-point deficit at intermission, on its way to a 79-65 victory over Florida in the Milk Challenge at the Orlando Arena. James Collins led FSU with a career-high 24 points. Kirk Luchman added 15 points and pulled down a career-best 14 rebounds. Randell Jackson, who scored six points during the Seminoles' opening run in the second half, added 14 points. Florida State limited the Gators to 40.0 percent (24-of-60) shooting from the field and forced 19 turnovers. The win was FSU's third in four Milk Challenge meetings with Florida. Corey Louis returned to the Seminole lineup after missing the previous four games due to knee surgery. He scored six points and grabbed four rebounds in 12 minutes of action.

FSU Florida 79											Game 7 December 21, 1996 Orlando, Florida										
FSU Name	MP	FG M-A	FT M-A	REB	PF	A	TOBS	S	TP		Florida Name	MP	FG M-A	FT M-A	REB	PF	A	TOBS	S	TP	
Greer (F)	26	3-7	2-2	2-3	1	5	0	0	3	10	Anderson	28	9-17	1-4	1-4	4	3	1	1	1	8
Jackson (F)	33	7-20	0-2	1-3	3	1	2	2	14	14	Stah	30	3-4	2-2	2-1	3	0	1	2	1	11
Luchman (C)	35	6-9	3-3	3-11	14	2	0	2	15		Maddox	21	4-8	0-0	3-4	0	1	2	1	1	3
Collins (G)	36	8-15	5-6	3-7	7	6	2	0	23		O. Williams	25	1-8	0-0	0-0	2	2	4	1	0	2
Thompson (G)	28	1-2	2-4	2-2	4	1	0	0	2	6	Shannon	23	0-1	4-5	0-5	0	2	2	0	1	0
Louis	12	3-8	0-0	1-3	1	1	3	1	0	6	Spuel	22	6-17	2-4	2-4	4	0	2	0	1	14
Brower	16	2-2	0-0	0-1	1	1	1	0	0	4	D. Williams	22	1-2	0-0	0-4	2	4	3	0	0	2
Deas	12	1-1	0-0	0-1	2	2	0	0	2		Weeks	14	2-5	0-0	0-0	0	2	0	0	0	0
Hale	2	0-0	0-0	0-0	0	0	0	0	0		McNair	2	0-0	0-0	0-1	0	1	0	0	0	0
Team				3-0							Penning	7	1-2	1-2	0-2	0	0	0	0	0	4
3-Point Field Goals:											Totals										
FSU: Collins 3-8, Greer 2-3, Jackson 0-1											200 31-70 12-17 15-28-44 17 24 13 5 11 79										
Florida: Stah 3-4, Reiman 1-1, Anderson 1-2											FSU: 37 42 79										
Weeks 1-3, G. Williams 1-4, Spuel 0-1, Shannon 0-4											Florida: 38 27 65										
											Attendance: 8,767										

Game 8 Red Foxes
MARIST
Dec. 28

FSU scored the first eight points of the game and held Marist to 13 first half points on the way to a 76-48 victory over the Red Foxes. Geoff Brower and Corey Louis each came off the bench to score a game-high 15 points to lead Florida State. The Seminoles led 40-13 at intermission as Marist shot just 21.4 percent from the floor and made only six field goals. Marist's 13 first half points tied a Civic Center record for fewest points in a half by an FSU opponent.

FSU Marist 76											Game 8 December 28, 1996 Tallahassee, Florida										
FSU Name	MP	FG M-A	FT M-A	REB	PF	A	TOBS	S	TP		Marist Name	MP	FG M-A	FT M-A	REB	PF	A	TOBS	S	TP	
Greer (F)	16	0-1	2-4	1-3	0	2	2	0	1	3	Taylor	27	1-8	0-2	3-5	4	1	2	0	0	2
Jackson (F)	22	2-6	3-8	3-6	0	0	4	6	2	7	Pisarczyk	28	2-5	1-1	0-0	3	0	0	0	0	4
Luchman (C)	27	4-8	1-1	3-5	12	0	1	1	3	9	Bellin	13	2-5	0-0	4-7	0	0	0	0	0	4
Collins (G)	28	4-9	1-2	0-5	1	1	3	0	1	10	Encarnacion	21	2-8	0-0	0-2	3	0	2	0	0	4
Thompson (G)	13	3-5	0-0	1-1	1	6	3	1	2	8	Hatton	33	3-12	2-4	0-1	0	4	3	0	0	9
Louis	28	5-9	5-6	4-8	0	1	2	1	15		Kenney	25	3-11	0-1	4-5	5	0	2	0	0	0
Brower	17	5-6	3-4	1-0	3	0	0	0	1	15	McCurdy	10	1-2	1-2	0-2	0	1	1	0	0	3
Deas	22	0-4	0-1	0-6	0	7	2	0	2	0	Keenan	9	1-1	0-0	1-2	2	0	3	0	0	0
Hale	21	4-5	0-0	0-3	0	0	1	1	9		White	8	1-3	0-0	1-2	1	0	2	0	0	0
Mulligan	3	0-1	1-2	0-0	0	0	1	0	0	1	Ciero	11	2-8	0-0	1-1	0	2	0	0	0	0
Team				0-0							Berggren	18	2-4	0-0	1-5	0	0	0	0	0	3
3-Point Field Goals:											Totals										
FSU: Thompson 2-2, Brower 2-3, Hale 1-2, Collins 1-5, Greer 0-1, Deas 0-1											200 27-54 15-28 12-30-42 9 17 15 11 14 76										
Marist: Ciero 2-5, Berggren 1-1, Hatton 1-2, Pisarczyk 0-2, Taylor 0-3, Encarnacion 0-3											FSU: 40 38 76										
											Marist: 13 35 45										
											Attendance: 5,137										



Game 9 Bulldogs **BUTLER** **87** **68** **Game 9** **December 30, 1996** **Tallahassee, Florida**

Corey Louis came off the bench to score 22 points and grab seven rebounds as Florida State won its fifth consecutive game, an 87-68 pounding of Butler. Kerry Thompson added 15 points, six assists and seven steals. FSU recorded 19 steals and forced the Bulldogs into 23 turnovers. Thompson scored nine points as the Seminoles opened the game with a 15-4 run. Florida State led 47-34 at the intermission and by as many as 22 points in the second half. Randell Jackson contributed a career-high tying 17 points and James Collins chipped in with 13 for FSU.

FSU Butler											Butler										
Name	MP	M-A	FT	REB	PF	A	TOBS	S	TP		Name	MP	M-A	FT	REB	PF	A	TOBS	S	TP	
Greer (F)	26	1-5	5-6	2-4-6	0	2	6	0	7	7	Wilson	21	2-7	4-4	0-0-0	3	1	2	1	2	9
Jackson (F)	29	8-16	1-1	3-3-6	3	1	3	4	2	17	Dudukovich	27	1-5	3-4	3-1-4	1	3	0	0	2	5
Luchman (C)	22	3-5	1-2	1-4-5	5	0	0	0	1	7	Rogers	27	2-5	1-2	0-4-4	4	4	6	0	1	6
Collins (G)	31	5-9	2-2	4-1-5	2	2	1	0	3	13	Neuhouser	35	6-19	1-3	2-3-5	3	2	3	0	1	6
Thompson (G)	27	6-10	2-3	0-2-2	1	6	3	0	7	15	Van Pelt	32	4-4	0-0	5-5-8	3	0	3	3	0	8
Louis	27	7-9	8-9	4-3-7	4	1	2	1	2	22	Hirshy	2	0-1	1-2	1-0-1	0	0	0	0	0	0
Brower	14	1-2	2-3	0-0-0	1	1	1	0	1	5	M. Graves	18	5-8	0-0	0-2-2	2	0	2	0	0	13
Deas	13	0-2	0-2	0-1-1	0	2	3	0	0	0	A. Graves	12	0-1	0-0	0-2-2	0	0	3	0	0	0
Hale	9	0-0	0-0	0-1-1	0	0	1	1	0	1	Coyne	1	0-0	0-0	0-0-0	0	0	0	0	0	0
Mulligan	2	0-1	0-0	0-0-0	2	0	0	0	0	0	Flowers	2	0-0	0-0	0-0-0	0	0	0	0	0	0
Team											Marshall	14	1-2	1-1	1-1	4	0	2	0	0	3
Totals	200	31-63	22-29	14-13-33	15	14	6	19	37		Rockwood	1	0-1	0-0	0-0-0	0	0	0	0	0	0

3-Point Field Goals:
 FSU: Collins 1-1, Brower 1-1, Thompson 1-2
 Jackson 0-1, Deas 0-2, Hale 0-2, Greer 0-3
 Butler: M. Graves 3-4, Neuhouser 3-7, Wilson 1-2
 Rogers 1-2, A. Graves 0-1

Totals: 200 2484 12-19 13-20-33 13 23 4 8 88
 FSU: 47 40 87
 Butler: 34 34 68
 Attendance: 5,312

Game 10 Wolfpack **NC STATE** **71** **51** **Game 10** **January 4, 1997** **Tallahassee, Florida**

Geoff Brower scored 15 points off the bench and Florida State used a tenacious defense to win its first ACC game of the season, a 71-51 thumping of NC State. The Seminoles held the Wolfpack to 32.1 percent shooting and forced 17 turnovers. Brower hit 6-of-8 shots as FSU's reserves outscored NC State's bench 24-5. After falling behind 18-9 in the first 10 minutes, Florida State used a 29-11 run to hold a 38-29 lead at intermission. James Collins scored a game-high 16 points while Randell Jackson added 12 for the Seminoles, who led by as many as 25 points in the second half.

FSU NC State											NC State										
Name	MP	M-A	FT	REB	PF	A	TOBS	S	TP		Name	MP	M-A	FT	REB	PF	A	TOBS	S	TP	
Greer (F)	26	1-3	0-0	1-3-4	3	1	2	1	7	2	Strong	27	4-11	1-1	2-3-5	4	1	2	0	2	10
Jackson (F)	31	4-11	3-3	3-4-7	0	1	3	0	12		Thompson	21	3-6	0-2	2-4-6	5	0	1	1	1	7
Luchman (C)	15	2-4	2-2	1-4-5	2	0	2	0	8		Benjamin	32	3-12	2-2	0-2-2	2	2	2	0	2	12
Collins (G)	32	6-12	2-2	0-3-3	3	2	3	1	7	26	Hasty	32	2-7	0-0	1-3-3	1	1	2	0	2	12
Thompson (G)	27	4-8	1-3	1-4-5	3	6	2	0	2	8	Harrison	35	4-10	0-1	1-3-4	0	1	4	0	3	9
Louis	24	1-2	0-0	0-2-2	4	1	3	2	0	2	Gainey	17	0-1	0-0	0-1-1	0	1	4	0	0	0
Brower	22	6-8	2-2	2-4-4	3	1	2	0	7	15	Priddy	13	0-5	0-0	0-0-0	0	0	0	0	0	0
Deas	13	1-4	2-2	2-1-3	1	4	1	0	9		Wells	13	0-5	1-2	1-0-1	0	0	1	0	0	1
Hale	8	1-1	0-0	0-1-1	0	0	1	0	9		Mulligan	16	0-3	0-2	2-2-2	0	0	0	0	0	2
Mulligan	2	0-1	0-0	0-0-0	0	0	0	0	0	0	Kentz	3	1-1	0-0	0-0-0	0	0	0	0	0	0
Team											Team										
Totals	200	27-64	12-15	10-25-35	18	15	18	9	8	71	Totals	200	18-56	12-15	13-15-29	17	6	17	1	11	51

3-Point Field Goals:
 FSU: Collins 2-7, Jackson 1-1, Hale 1-1, Brower 1-3
 Greer 0-1, Thompson 0-1, Deas 0-1
 NC State: Thornton 1-2, Strong 1-5, Harrison 1-5
 Hyatt 0-1, Gainey 0-1, Priddy 0-1, Benjamin 0-2

Totals: 200 18-56 12-15 13-15-29 17 6 17 1 11 51
 FSU: 38 33 71
 NC State: 22 22 51
 Attendance: 5,777


Game 11 Cavaliers **VIRGINIA** **61** **64** **Game 11** **January 8, 1997** **Tallahassee, Florida**

Virginia's Courtney Alexander scored 26 points and Florida State managed just one field goal in the game's final six minutes as the Cavaliers defeated the Seminoles 64-61. LaMarr Greer missed a three-pointer that would have tied the game with 20 seconds to play and Florida State could not get another shot attempt off in a wild final few seconds. Despite Alexander's 16 first half points, FSU led 35-31 at intermission. Greer converted a three-point play with 6:07 to go to give the Tribe a 56-54 advantage but Virginia outscored Florida State 10-5 the rest of the way. Kerry Thompson led four FSU players in double figures with 15 points. Greer added 12 and James Collins and Corey Louis each scored 11.

FSU Virginia											Virginia										
Name	MP	M-A	FT	REB	PF	A	TOBS	S	TP		Name	MP	M-A	FT	REB	PF	A	TOBS	S	TP	
Greer (F)	32	4-9	3-3	1-3-4	1	5	1	0	1	12	Staples	29	2-7	0-0	1-1-2	0	2	0	0	0	4
Jackson (F)	29	1-5	2-2	5-7-0	0	1	1	0	1	4	Deane	39	2-11	2-2	2-2-4	0	6	6	1	1	9
Louis (C)	34	5-15	1-2	2-5-7	2	0	0	0	2	11	Nolan	33	5-15	0-0	4-4-8	3	1	3	0	1	12
Collins (G)	30	5-10	0-0	0-1-1	3	2	2	1	4	11	Alexander	37	13-20	0-0	0-2-2	4	2	1	0	1	26
Thompson (G)	34	5-8	1-2	1-3-4	4	4	1	0	3	15	Ducharme	31	0-1	2-2	4-5-9	3	0	3	1	0	2
Luchman (G)	14	1-2	0-0	0-0-0	0	1	3	0	1	0	Robinson	14	2-2	0-0	1-4-5	1	0	2	0	1	4
Brower	12	0-2	0-0	0-0-0	0	1	3	0	1	0	Dersch	1	0-0	0-0	0-1-1	0	0	0	0	0	0
Deas	6	0-1	1-2	0-0-0	1	0	0	0	0	1	Matherney	13	1-2	0-0	0-3-3	5	2	0	0	0	0
Team											Hunter	3	2-2	1-1	1-1-1	0	0	0	0	0	0
Totals	200	21-68	13-18	12-14-28	12	13	8	2	13	61	Team										

3-Point Field Goals:
 FSU: Thompson 4-5, Greer 1-4, Collins 1-4, Brower 0-2
 Virginia: Alexander 2-4, Deane 1-5, Staples 0-3

Totals: 200 23-57 5-6 15-24-39 16 13 15 4 3 64
 FSU: 35 26 61
 Virginia: 31 33 64
 Attendance: 9,452



Florida State went 4-0 against teams from the Big East last year. The Seminoles defeated Seton Hall 67-56 in the Meadowlands on January 18.



Game 12 *Tigers* CLEMSON

Jan. 11

Greg Buckner scored 21 points and Clemson used a 20-9 run midway through the second half to take control on the way to a 76-70 win over Florida State. The loss was FSU's second straight. The fifth-ranked Tigers connected on 17-of-22 free throw attempts and forced 17 Seminole turnovers. Florida State hit just 12-of-22 from the line. James Collins led FSU with 23 points. Corey Louis added 18 points and seven rebounds.

FSU		70		76		Game 12	
Clemson						January 11, 1997	
						Tallahassee, Florida	
FSU Name	MP	FG M-A	FT M-A	REB	PF	A	TOBS S TP
Greer (F)	26	3-4	2-5	2-4	2	1	3 0 1 3
Louis (F)	43	7-9	4-8	3-7	2	0	12 1 0 18
Luchman (C)	16	2-4	0-0	2-13	3	0	1 1 1 4
Collins (G)	37	8-18	3-4	2-13	4	2	5 1 1 23
Thompson (G)	36	1-6	0-0	2-24	5	7	4 0 0 2
Jackson	23	1-4	3-4	1-23	3	2	1 2 2 5
Brower	17	4-7	2-1	0-0	3	0	1 3 0 9
Deas	4	0-0	0-0	0-0	0	0	0 0 0 0
Hale	1	0-1	0-0	0-0	0	0	0 0 0 0
Team							Deadball: 7
Totals	200	28-52	12-22	12-19-31	22	13	17 5 5 70
3-Point Field Goals:							
FSU: Collins 4-12, Greer 1-2, Brower 1-4,							
Jackson 0-1, Jackson 0-1, Hale 0-1							
Clemson: Molnyre 2-7, Coode 1-3, Christie 0-1,							
Jurkunas 0-1, Buckner 0-3							
Clemson Name	MP	FG M-A	FT M-A	REB	PF	A	TOBS S TP
Molnyre	35	5-14	1-1	2-13	3	5	2 0 0 3 13
Coode	22	1-5	0-0	0-11	2	2	1 0 2 9
Buckner	28	9-15	3-3	1-23	4	0	0 0 0 0 21
Jamison	24	2-4	0-0	4-8	3	3	4 1 2 4
Wideman	31	4-6	2-4	3-6	4	2	1 1 1 10
Jurkunas	7	1-2	0-0	1-1	0	0	0 0 0 0 2
Haidet	2	0-0	0-0	0-0	0	0	0 0 0 0 0
Turner	8	1-1	0-1	1-1	3	2	1 0 0 0 2
Whit	17	1-3	3-4	2-13	1	0	0 0 0 0 5
Woni	0	0-0	0-0	0-1	0	0	0 0 0 0 0
Christie	16	4-7	2-2	1-12	0	0	2 0 0 0 10
Team							Deadball: 2
Totals	200	28-52	17-22	17-19-35	22	14	12 2 2 9 75
FSU:							27 43 70
Clemson:							33 43 75
Attendance:							10,297

Game 13 *Yellow Jackets* GEORGIA TECH

Jan. 15

Georgia Tech used a 21-5 run midway through the second half to take command on the way to a 71-58 win over Florida State. FSU led 43-37 with 14 minutes remaining before the Yellow Jackets went on their momentum-swinging run to open a 10-point lead. Matt Harpring led Tech with 20 points and Michael Maddox added 19 and 10 rebounds. Corey Louis had a double-double for the Seminoles with 17 points and 10 rebounds. Randell Jackson led Florida State with 19 points. The Tribe shot just 35.8 percent from the field.

FSU		58		71		Game 13	
Georgia Tech						January 15, 1997	
						Atlanta, Georgia	
FSU Name	MP	FG M-A	FT M-A	REB	PF	A	TOBS S TP
Greer (F)	25	1-3	0-4	1-5	3	1	0 1 3 5
Jackson (F)	34	7-17	5-6	6-8	2	2	3 1 1 17
Louis (C)	37	8-16	1-2	5-6	10	1	1 1 0 17
Collins (G)	34	3-17	0-0	3-9	3	2	3 0 1 7
Thompson (G)	34	3-9	1-2	3-8	2	5	1 0 3 7
Brower	16	0-1	0-0	1-1	1	2	0 0 0 1
Deas	6	1-2	0-0	1-1	0	2	0 0 0 2
Luchman	9	1-1	0-0	1-3	3	0	1 1 0 2
Hale	5	0-1	1-2	2-2	2	0	0 0 1 1
Team							Deadball: 4
Totals	200	24-67	8-19	25-23-49	19	15	12 4 8 58
3-Point Field Goals:							
FSU: Greer 1-2, Collins 1-9, Brower 0-1, Thompson 0-2,							
Jackson 0-3							
Georgia Tech: Maddox 3-4, Harpring 3-5,							
Saunders 1-3, Morris 1-3, Floyd 1-3, Babu 0-2							
Georgia Tech Name	MP	FG M-A	FT M-A	REB	PF	A	TOBS S TP
Harpring	37	5-14	7-8	0-23	3	2	4 1 4 20
Babu	23	0-5	2-2	1-12	2	2	2 0 2 0 2
Maddox	38	5-9	6-9	3-10	2	2	2 0 1 3 19
Etims	33	5-10	0-0	5-8	10	3	0 0 1 3 0 10
Saunders	34	3-9	8-8	1-5	2	5	2 0 0 0 12
Morris	14	1-3	0-0	0-0	1	1	1 0 1 0 3
Floyd	7	2-4	0-0	1-12	0	0	0 0 0 1 0 5
Machado	4	0-0	0-2	0-0	0	0	0 0 0 0 0 0
Team							Deadball: 1
Totals	200	21-51	20-25	11-21-32	13	14	11 8 7 71
FSU:							32 25 58
Georgia Tech:							32 39 71
Attendance:							8,843

Game 14 *Pirates* SETON HALL

Jan. 18

Kirk Luchman celebrated the return to his home state with a double-double, scoring 17 points and collecting 12 rebounds, to lead Florida State to a 67-56 win over Seton Hall. The victory snapped a three-game FSU losing streak. The Seminoles took a 10-point lead (34-24) into the locker room at halftime despite shooting 28.6 percent from the field in the opening 20 minutes. Florida State shot a season-low 35.6 percent from the floor for the game but held the Pirates to 29.7 percent shooting. FSU forced 27 Seton Hall turnovers, including 11 by freshman point guard Shaheen Holloway. James Collins had 15 points and Corey Louis added 12 and 11 rebounds for the Seminoles. Freshman Ron Hale, making his first start as a collegian, scored 10 points and grabbed seven rebounds.

FSU		67		56		Game 14	
Seton Hall						January 18, 1997	
						East Rutherford, New Jersey	
FSU Name	MP	FG M-A	FT M-A	REB	PF	A	TOBS S TP
Hale (F)	24	4-6	2-2	3-4	1	1	0 0 1 10
Louis (F)	20	2-6	0-1	1-12	3	1	3 0 2 4
Collins (G)	37	3-8	8-12	1-5	2	1	3 0 6
Thompson (G)	26	2-6	0-1	1-5	5	4	5 1 4 5
Greer	24	1-8	0-2	0-3	2	1	0 2 2 2
Deas	14	1-5	0-0	1-23	0	2	3 1 1 2
Luchman	26	7-11	2-4	4-12	3	1	2 1 0 17
Brower	6	0-3	0-0	0-4	0	1	2 0 0 0
Team							Deadball: 4
Totals	200	25-73	13-21	21-34-55	20	17	23 5 13 67
3-Point Field Goals:							
FSU: Collins 1-3, Thompson 1-3, Deas 0-1, Greer 0-2,							
Hale 0-2							
Seton Hall: Holloway 3-8, Williams 1-8, Kaukasas 1-5,							
Sanders 1-6							
Seton Hall Name	MP	FG M-A	FT M-A	REB	PF	A	TOBS S TP
Williams	32	1-11	0-1	3-8	4	0	2 1 0 3
Taty	33	3-10	3-3	3-12	1	0	1 4 1 9
Jordan	26	4-9	0-0	0-22	0	0	3 2 2 5
Holloway	35	7-16	3-7	1-4	3	7	11 0 3 20
Sanders	32	4-12	6-9	1-34	2	2	4 1 3 11
Kaukasas	16	1-7	0-0	0-2	5	0	1 0 1 3
Payton	13	1-2	0-2	2-2	2	0	2 0 1 0 2
Yabonski	4	0-0	0-0	0-0	0	1	0 0 0 0 0
Leah	4	0-0	0-0	1-1	1	0	2 0 0 0
Team							Deadball: 7
Totals	200	19-64	12-22	14-30-41	21	10	27 9 9 56
FSU:							34 33 67
Seton Hall:							24 32 56
Attendance:							7,972

Game 15 *Tar Heels* NORTH CAROLINA

Jan. 22

James Collins led a balanced Seminole scoring attack as FSU picked up a key ACC win over No. 19 North Carolina 84-71. Collins scored 22 while Kerry Thompson and Corey Louis added 15 apiece as FSU trailed only twice in the game (2-0 and 4-2). UNC pulled to within two points after a Vince Carter tip-in (71-69) with 3:41 remaining, but FSU closed the game with a 13-2 run. The Tribe shot 50 percent from the field and Thompson dished out 10 assists with no turnovers. Shammond Williams scored 25 to lead the Tar Heels.

FSU		84		71		Game 15	
North Carolina						January 22, 1997	
						Tallahassee, Florida	
FSU Name	MP	FG M-A	FT M-A	REB	PF	A	TOBS S TP
Hale (F)	17	1-2	1-2	1-45	2	1	1 0 0 8
Jackson (F)	34	5-8	0-1	2-46	1	0	1 2 1 10
Louis (C)	34	6-14	3-4	2-6	1	1	2 4 0 15
Collins (G)	34	8-13	2-2	4-15	1	4	2 0 2 22
Thompson (G)	32	5-9	4-4	1-12	2	10	0 0 2 15
Greer	17	3-7	1-3	1-6	2	0	2 0 1 7
Luchman	12	3-5	1-2	5-16	4	0	0 1 1 7
Brower	12	1-5	0-0	0-11	0	3	0 0 0 1 3
Deas	8	1-3	0-0	0-0	0	1	0 0 0 2
Mulligan	0	0-0	0-0	0-0	0	0	0 0 0 0 0
Team							Deadball: 3
Totals	200	33-66	12-18	17-19-36	21	20	8 7 8 84
3-Point Field Goals:							
FSU: Collins 4-6, Thompson 1-3, Brower 1-4, Hale 0-1,							
Greer 0-4							
North Carolina: Williams 6-6, Jamison 1-0, Carter 1-0,							
Evtimov 0-1, Okajala 0-2							
North Carolina Name	MP	FG M-A	FT M-A	REB	PF	A	TOBS S TP
Okajala	33	1-10	0-0	3-10	3	2	2 0 1 2
Jamison	34	4-10	3-4	4-37	4	0	0 0 0 11
Zwickler	30	4-9	0-0	3-56	4	0	0 0 0 8
Carter	31	8-14	2-2	4-7	5	3	3 0 2 19
Williams	37	9-16	1-2	1-6	3	2	1 4 0 0 25
Cota	20	3-3	0-0	0-0	0	5	0 5 0 2 6
Nkoye	6	0-2	0-0	0-11	0	0	0 0 0 0 0
Evtimov	3	0-1	0-0	0-0	0	0	0 0 0 0 0
Mohrsky	1	0-0	0-0	0-0	0	0	0 0 0 0 0
Tyndal	0	0-0	0-0	0-0	0	0	0 0 0 0 0
Frederick	0	0-0	0-0	0-0	0	0	0 0 0 0 0
Team							Deadball: 1
Totals	200	29-65	6-8	17-29-37	19	11	14 3 5 71
FSU:							46 38 84
North Carolina:							37 34 71
Attendance:							10,265



Game 16 *Demon Deacons*
WAKE FOREST Jan. 25

All-American Tim Duncan scored 22 points, grabbed 10 boards, blocked nine shots and had six assists to lead No. 4 Wake Forest to a 61-58 escape of upset-minded Florida State. The Seminoles had two chances to tie the game in the final five seconds, but LaMarr Greer fell short on a 10-ft. baseline jumper and was off the mark on a half-court desperation shot. Kirk Luchman came off the bench with a double-double (13 points, 10 rebounds) and James Collins contributed 13 points and seven boards to lead the 'Noles. Freshman Loren Woods pulled down 11 rebounds and added 13 points and Tony Rutland, who did not start due to disciplinary reasons, chipped in 10 for the Demon Deacons.

FSU Wake Forest 58 61													Game 16 January 25, 1997 Winston-Salem, North Carolina												
FSU Name	MP	M-A	FT	REB	PF	A	TOBS	S	TP	Wake Forest Name	MP	M-A	FT	REB	PF	A	TOBS	S	TP						
Hale (F)	18	2-2	0-0	0-3-3	1	0	0	0	3	Feral	29	2-4	1-2	1-5	2	1	1	0	0	5					
Jackson (F)	28	2-0	4-4	2-3-5	4	0	2	1	0	6	Woods	31	5-9	3-7	4-7-11	0	2	2	2	0	13				
Louis (C)	22	2-5	0-0	1-3-4	5	0	0	0	1	4	Duncan	38	7-15	8-13	4-6-10	3	6	2	3	1	22				
Collins (G)	38	5-14	0-0	0-3-3	1	0	2	0	1	13	Braswell	30	2-8	3-4	1-3-4	2	0	3	0	0	8				
Thompson (G)	32	2-7	0-0	0-3-3	6	5	1	0	2	4	Arnott	28	0-2	1-2	0-2-2	0	0	0	0	0	1				
Greer	20	2-5	0-0	0-4-1	2	0	0	0	0	6	Alper	3	0-3	2-2	0-0-0	1	0	0	0	0	2				
Luchman	22	2-8	5-5	1-3-10	2	0	1	0	0	13	Rutland	5	1-0	0-0	0-4-1	1	2	1	0	2	10				
Deas	9	0-5	2-2	0-0-0	1	2	0	0	1	2	Goolsby	5	0-1	0-0	0-0-0	0	0	0	0	0	0				
Team	8	1-2	0-0	0-0-0	2	2	0	0	3	Team				2-2-4	Deadball: 5										
Totals	200	20-64	11-11	10-24-40	24	7	6	1	5	58	Totals	200	20-49	18-30	10-25-40	9	11	9	11	3	61				
3-Point Field Goals:													FSU: 28 30 58												
FSU: Collins 3-8, Greer 2-3, Deas 1-1, Hale 1-5,													Wake Forest: 28 33 61												
Thompson 0-3, Brower 0-4,													Attendance: 14,427												
Wake Forest: Rutland 2-5, Braswell 1-6, Feral 0-1,																									
Goolsby 0-1, Duncan 0-2, Ambert 0-2																									

Game 17 *Terrapins*
MARYLAND Jan. 29


Florida State held off No. 5 Maryland, 74-70, for a key ACC victory in Tallahassee. Kerry Thompson's three-pointer with 1:11 remaining put FSU ahead to stay after Maryland knotted the game at 65-apiece. Randell Jackson poured in a career-high 20 points (nine rebounds) to lead the 'Noles while freshman Ron Hale scored 17 and Thompson added 14 with six steals. For the 'Terps, Keith Booth had 20 points and Obinna Ekezie contributed 18 points and pulled down 11 boards. Maryland was within three points again after a Sarunas Jasikevicius jumper before head coach Gary Williams was given a technical and ejected with 24 seconds remaining.

FSU Maryland 74 70													Game 17 January 29, 1997 Tallahassee, Florida												
FSU Name	MP	M-A	FT	REB	PF	A	TOBS	S	TP	Maryland Name	MP	M-A	FT	REB	PF	A	TOBS	S	TP						
Hale (F)	25	3-7	10-15	2-2-4	3	1	1	1	1	17	Proff	32	2-4	0-0	1-5-6	2	3	7	0	2	5				
Jackson (F)	35	8-15	3-4	5-18	2	0	1	2	1	23	Booth	28	5-14	10-15	5-10	4	3	6	1	3	20				
Louis (C)	24	2-8	0-0	4-9-7	5	0	0	2	0	7	Evans	29	5-14	8-10	4-7-11	5	0	2	2	1	18				
Collins (G)	34	2-8	4-4	1-2-3	4	0	1	0	1	8	Jasikevicius	37	4-11	4-6	0-2-2	3	5	1	0	3	12				
Thompson (G)	36	6-12	0-0	1-5-6	3	3	3	0	6	14	Stokes	38	2-6	0-0	0-2-2	2	2	3	0	1	4				
Greer	20	3-5	1-2	0-2-2	0	0	0	0	0	9	Nowarc	5	0-3	0-0	0-0-0	1	0	1	0	1	0				
Deas	4	0-1	0-0	0-1-1	1	1	2	0	0	1	Evans	21	4-6	3-4	2-2-2	3	0	1	0	0	11				
Luchman	14	0-2	1-2	2-2-5	5	0	1	0	0	1	Watkins	1	0-0	0-0	0-0-0	0	0	0	0	0	0				
Brower	8	0-4	0-0	0-1-1	1	0	0	0	0	0	Team				1-0-1	Deadball: 5									
Team				1-4-5	Deadball: 9						Totals	200	22-58	25-35	15-20-36	20	13	21	3	11	70				
Totals	200	24-60	20-31	17-26-43	24	11	22	5	10	74	Totals	200	22-58	25-35	15-20-36	20	13	21	3	11	70				
3-Point Field Goals:													FSU: 31 43 74												
FSU: Greer 2-2, Thompson 2-5, Jackson 1-1, Hale 1-2,													Maryland: 30 40 70												
Brower 0-1, Collins 0-2													Attendance: 7,382												
Maryland: Proff 1-2, Kovenc 0-1, Jasikevicius 0-4																									

Game 18 *Cavaliers*
VIRGINIA Feb. 1

Curtis Staples scored all 20 of his points in the second half to lead Virginia to a 73-60 home win over Florida State. Staples scored eight points in an 11-4 run that opened the second half and gave the Cavaliers a 37-24 advantage at the 16-minute mark. Corey Louis, who had 13 points and 10 rebounds for FSU, then led a 10-3 Seminole run with eight points to give the Tribe a 43-40 lead with 9:30 remaining. But Staples scored eight more in a 12-3 UVa run that gave the Cavaliers the lead for good. Harold Deane also scored 20, 14 in the first half, for Virginia. LaMarr Greer led Florida State with 15 points. FSU shot just 34.8 percent from the field and was out rebounded 46-33.

FSU Virginia 60 73													Game 18 February 1, 1997 Charlottesville, VA												
FSU Name	MP	M-A	FT	REB	PF	A	TOBS	S	TP	Virginia Name	MP	M-A	FT	REB	PF	A	TOBS	S	TP						
Hale (F)	15	0-3	0-0	0-1	1	0	1	1	0	0	Robinson	21	6-11	1-4	3-3-6	3	0	1	0	1	13				
Jackson (F)	25	4-11	2-4	1-3-3	2	0	1	0	0	10	Nolan	33	5-11	1-4	4-8-10	3	1	1	1	1	11				
Louis (C)	32	5-14	3-5	5-10	3	0	5	2	2	13	Ducharme	18	1-3	1-2	3-5-8	4	0	3	2	0	3				
Collins (G)	38	4-14	2-2	3-2-5	3	0	2	0	0	11	Staples	29	6-13	4-5	0-5-5	3	2	3	1	0	20				
Thompson (G)	33	3-7	2-3	0-0-0	5	6	1	0	3	8	Deane	27	3-7	12-14	1-0-1	3	5	3	0	1	20				
Greer	20	0-10	1-2	3-3-6	1	1	1	0	2	15	Alexander	8	0-4	0-0	0-1-1	0	0	0	0	0	0				
Deas	7	0-1	0-0	0-0-0	0	0	0	0	0	0	Mattney	22	1-3	2-2	5-9	3	0	1	4	0	4				
Luchman	22	1-5	1-1	3-1-4	4	0	1	0	0	3	Dersch	6	1-3	0-0	0-2-2	0	0	0	0	0	2				
Brower	2	0-1	0-0	0-0-0	1	0	1	0	0	0	McAndrew	6	0-0	0-0	0-1-1	0	0	0	0	0	0				
Team				3-1-4	Deadball: 5						Hunter	0	0-0	0-0	0-0-0	0	0	0	0	0	0				
Totals	200	23-66	11-17	15-33	22	9	13	3	7	60	Curtis	0	0-0	0-0	0-0-0	0	0	0	0	0	0				
3-Point Field Goals:													Team												
FSU: Greer 2-3, Collins 1-5, Deas 0-1, Brower 0-1,													Totals												
Hale 0-2, Jackson 0-2													200 23-64 21-31 15-28-46 19 8 16 8 3 73												
Virginia: Staples 4-11, Deane 2-4													FSU: 20 40 60												
													Virginia: 26 47 73												
													Attendance: 8,120												



Kirk Luchman came off the bench to score 13 points and grab 10 rebounds, but No. 4 Wake Forest was able to hold off FSU 61-58 on January 25 in Winston-Salem.



Game 19 *Tar Heels* Feb. 6
NORTH CAROLINA


Ed Cota came off the bench to score 14 points and dish out 10 assists with just one turnover to lead North Carolina to a 90-62 rout of Florida State. All 13 Tar Heel players scored in the game as UNC handed FSU its worst loss of the season. The 28-point margin of defeat was the second largest for the Seminoles in an ACC Game. North Carolina shot 56.1 percent, a season high for an FSU opponent, and was led by Shammond Williams 18 points. James Collins led Florida State with a game-high 21 points. The Seminoles shot just 36.9 percent from the floor.

Game 19 February 6, 1997 Chapel Hill, North Carolina																					
FSU North Carolina						North Carolina						Totals									
FSU Name	MP	M-A	FT	REB	PF	A	TOBS	S	TP	Name	MP	M-A	FT	REB	PF	A	TOBS	S	TP		
Hale (F)	9	0-2	0-0	0-1	1	2	1	0	0	Okulaja	27	3-6	0-0	2-3	1	2	0	0	3	6	
Jackson (F)	22	0-6	2-4	0-3	3	0	3	1	0	Jamison	31	7-15	1-4	4-11	15	4	1	1	0	15	
Louis (C)	34	4-8	4-7	1-5	2	0	1	0	12	Zurker	30	7-15	1-2	1-4	8	0	0	2	1	15	
Collins (G)	36	9-19	0-0	4-4	2	2	0	1	21	Garrar	29	3-6	0-0	1-3	3	2	0	0	2	7	
Thompson (G)	23	1-5	0-0	1-2	3	6	4	0	2	Williams	31	6-8	2-2	0-3	3	1	6	4	0	18	
Greer	23	1-6	0-0	2-2	3	0	3	0	1	No. 5	11	2-4	0-0	1-3	3	0	1	2	4		
Luchman	22	3-6	0-0	1-6	1	0	1	0	6	Cota	24	5-7	4-5	0-1	1	0	1	0	2	14	
Brower	16	1-8	2-3	0-3	1	0	0	1	3	Tyndall	4	0-0	2-2	0-0	0	0	0	0	0	2	
Deas	15	5-7	0-0	1-1	2	3	2	0	11	Evdinov	3	1-2	0-0	0-0	1	2	1	0	0	2	
Team				0-30						Sullivan	3	0-1	1-2	0-0	0	1	1	0	0	1	
Totals	200	24-65	8-14	10-24	34	24	13	17	1	7	62	Mohary	3	1-1	0-0	1-1	1	1	0	0	1
3-Point Field Goals:										Totals											
FSU: Collins 3-7, Deas 1-2, Thompson 1-3,										200 37-66 11-19 9-32 41 15 25 13 3 9 90											
Brower 1-5, Greer 0-4,										FSU: 31 31 62											
North Carolina: Williams 4-6, Carter 1-1, Evdinov 0-1,										North Carolina: 43 47 90											
Okulaja 0-2										Attendance: 20,269											

Game 20 *Yellow Jackets* Feb. 9
GEORGIA TECH

Kerry Thompson hit a 13-foot jumper from the lane with 2.5 seconds remaining to lift Florida State to a 64-62 win over Georgia Tech. Thompson's shot let FSU escape with the win after losing an eight-point lead with 1:18 to play. Matt Harpring led the Yellow Jackets rally in the final minutes by converting a four-point play then hitting a three-pointer to knot the score at 62 with 23 seconds left. Thompson scored a season-high 16 points to share team-high honors with James Collins. Harpring led Georgia Tech with 19 points. Florida State hit 43.6 percent from the field, just its second game above 40 percent in the last eight.

Game 20 February 9, 1997 Tallahassee, Florida																							
FSU Georgia Tech						Georgia Tech						Totals											
FSU Name	MP	M-A	FT	REB	PF	A	TOBS	S	TP	Name	MP	M-A	FT	REB	PF	A	TOBS	S	TP				
Hale (F)	19	2-7	0-0	1-0-1	3	0	0	0	1	Harpring	55	7-22	2-6	2-11	3	3	6	0	0	19			
Louis (F)	29	3-10	2-4	4-7	1	0	3	2	0	Maddox	33	4-11	1-2	2-10	4	1	1	0	1	9			
Luchman (C)	22	2-9	0-0	2-4	3	1	0	1	2	4	35	5-12	2-2	6-10	4	0	1	4	1	12			
Collins (G)	34	6-13	1-4	1-3	2	4	1	1	15	Saunders	40	5-11	4-9	10-14	4	3	0	0	5	15			
Thompson (G)	33	6-9	2-3	0-4	4	1	2	1	16	Morris	24	2-6	0-0	1-0	1	1	0	0	0	8			
Jackson	29	3-5	0-2	5-7	4	1	0	2	1	Machado	10	0-1	1-2	2-3	0	1	0	1	0	1			
Greer	28	2-3	4-6	0-3	3	1	2	0	0	Baku	17	0-0	0-0	0-1	1	0	1	0	0	0			
Deas	7	0-1	0-0	0-0	1	2	1	0	0	Floyd	5	0-0	0-0	0-0	1	0	0	0	0	0			
Brower	4	0-1	0-0	0-0	0	0	0	0	0	Team				0-0	1	0	0	0	0				
Team				0-25						Deadball: 6													
Totals	200	24-55	9-18	15-19	35	20	12	12	7	6	64	Totals	200	23-63	10-21	25-20	45	17	9	11	5	7	62
3-Point Field Goals:										Totals													
FSU: Collins 3-7, Thompson 2-3, Greer 1-2, Hale 1-3,										FSU: 34 30 64													
Deas 0-1, Brower 0-1										Georgia Tech: 22 40 62													
Georgia Tech: Harpring 3-9, Morris 2-3, Saunders 1-5,										Attendance: 6,195													
Maddox 0-2																							



Freshman Ron Hale sparked Florida State's 74-70 upset of fifth-ranked Maryland at home on January 29 with a career-high tying 17 points.

Game 21 *Terrapins* Feb. 13
MARYLAND

Maryland used a suffocating defense to force 19 Seminole turnovers and outrebounded FSU 47-31 to pick up an important ACC home victory. Keith Booth (17 points, 11 rebounds) and Obinna Ekezie (15 points, 11 rebounds) led the way for the Terrapins with a pair of double-doubles. James Collins scored 24 points for the Tribe while shooting 9-of-16 from the field and 4-of-7 from three-point land. Randall Jackson sat out the contest with a hip pointer.

Game 21 February 13, 1997 College Park, Maryland																						
FSU Maryland						Maryland						Totals										
FSU Name	MP	M-A	FT	REB	PF	A	TOBS	S	TP	Name	MP	M-A	FT	REB	PF	A	TOBS	S	TP			
Hale (F)	27	3-10	0-0	1-3-3	4	2	2	0	0	7	Booth	36	6-13	2-4	4-8	3	4	2	4	14		
Louis (F)	36	4-8	2-2	1-6-7	3	1	2	0	0	10	Ekezie	37	6-17	5-7	0-11	1	3	0	0	4		
Luchman (C)	15	2-2	3-5	1-2-3	5	0	0	0	0	1	Stives	30	5-11	3-3	0-11	2	1	2	0	1		
Collins (G)	38	9-16	2-3	2-4-4	3	1	0	1	1	25	Jaskevicius	25	1-3	2-2	0-2	3	3	3	0	4		
Thompson (G)	32	1-3	0-1	1-3-4	1	0	2	0	1	3	Kilgus	13	0-4	0-0	0-1	4	2	0	2	7		
Greer	33	1-7	0-0	0-3-3	0	0	2	0	4	3	Polson	23	1-2	2-4	0-2	4	2	0	0	4		
Deas	11	0-2	2-2	1-1-2	0	0	0	0	0	2	Elliott	19	2-5	0-0	0-8	1	0	0	1	0		
Brower	13	1-5	0-0	1-0-1	2	1	2	0	0	0	Watkins	1	0-0	0-0	0-0	1	0	1	0	0		
Team				4-24						Deadball: 0	Team				2-2							
Totals	200	21-59	9-13	12-19	31	23	15	19	3	6	57	Totals	200	24-59	24-33	17-30	47	15	14	5	8	73
3-Point Field Goals:										Totals												
FSU: Collins 4-7, Hale 1-5, Greer 1-5, Deas 0-2,										FSU: 27 30 57												
Brower 0-3, Thompson 0-3										Maryland: 38 35 73												
Maryland: Jaskevicius 1-1, Kovarik 0-1, Profit 0-2										Attendance: 14,500												



Game **22** *Blue Devils*
DUKE Feb. 15

Duke's Trajan Langdon sparked a Blue Devil three-point barrage in an 89-79 win over Florida State in the Leon County Civic Center. Langdon scored 24 points and hit 5-of-7 from long range as Duke hit 12 three-pointers in the game, including 10 in the first half. Roshown McLeod scored 14 points in the first half and Langdon had 13 as the Blue Devils led 52-43 at intermission. FSU trailed 45-42 with 3:30 remaining in the first half but Duke ran off a 23-6 spurt to open a 68-48 lead with 12 minutes to go. LaMarr Greer led the Seminoles with a career-high 23 points and four three-pointers. Kerry Thompson added a career-best matching 16 points and nine assists.

Game 22 February 15, 1997 Tallahassee, Florida																				
FSU Duke						Duke						Totals								
Name	MP	M-A	FT	REB	PF	A	TOBS	S	TP	Name	MP	M-A	FT	REB	PF	A	TOBS	S	TP	
Hale (F)	30	3-6	2-2	2-13	4	2	1	0	0	McLeod	23	5-10	5-6	1-23	5	0	0	1	2	17
Louis (F)	31	3-5	3-5	4-10	3	0	1	0	0	Capel	33	3-5	3-5	1-12	3	4	2	0	2	10
Luchman (C)	2	1-2	0-0	1-23	1	0	0	1	0	Wojcikowski	33	3-8	2-2	0-44	2	7	0	0	2	10
Collins (G)	38	4-13	6-8	3-36	4	8	2	0	3	Langdon	30	7-11	5-7	1-12	2	0	2	0	24	
Thompson (G)	39	7-16	1-4	2-57	3	9	6	0	1	Carraway	21	5-7	0-0	0-36	2	0	5	1	0	10
Jackson	4	0-1	1-2	0-0	1	0	1	0	0	Price	23	5-12	4-6	1-78	2	1	1	0	0	16
Greer	34	7-14	5-5	1-45	2	1	1	2	23	Dorcas	2	0-0	0-0	0-1	2	0	0	0	0	0
Deas	4	0-0	0-0	0-0	1	0	0	0	0	Waters	4	0-0	0-0	0-1	1	0	0	0	0	0
Brower	11	2-3	0-0	1-12	2	2	1	0	0	Orsopoulos	11	0-2	0-2	0-1	1	0	0	0	0	0
Team	1-34	Deadball: 6								Wallace	13	1-5	0-0	0-14	3	1	0	0	0	2
Totals	200	27-60	18-27	15-25	40	21	17	14	3	6	79	Team	1-12	Deadball: 4						

3-Point Field Goals:
FSU: Greer 4-8, Brower 1-1, Collins 1-4, Thompson 1-5, Hale 0-1
Duke: Langdon 5-8, McLeod 2-4, Wojcikowski 2-5, Price 2-5, Orsopoulos 1-1, Wallace 0-1

FSU: 43 35 79
Duke: 52 37 89
Attendance: 11,497

Game **23** *Hornets*
ALABAMA STATE Feb. 19

Six Florida State players scored in double figures as the Seminoles cruised to a 94-49 victory over Alabama State at home, securing a perfect 10-0 non-conference record for FSU on the season. FSU shot 59.7 percent from the field while holding the Hornets to 34.6 percent. Florida State jumped out to a 45-23 halftime lead and rolled the rest of the way. James Collins led the Seminoles with 17 points. Randell Jackson (15), Kirk Luchman (13), Geoff Brower (12), Kerry Thompson (11) and LaMarr Greer (10) joined Collins in double figures.

Game 23 February 19, 1997 Tallahassee, Florida																						
FSU Alabama State						Alabama State						Totals										
Name	MP	M-A	FT	REB	PF	A	TOBS	S	TP	Name	MP	M-A	FT	REB	PF	A	TOBS	S	TP			
Hale (F)	23	3-6	1-3	2-13	1	0	1	0	2	0	7	Harris	34	4-15	3-4	1-23	3	0	5	0	0	14
Jackson (F)	20	5-9	6-6	2-57	0	1	1	0	0	15	Glenn	22	2-5	0-0	0-1	3	0	0	0	0	0	4
Luchman (C)	25	5-8	3-3	2-57	2	0	0	2	0	13	McGraw	33	5-10	0-0	0-11	0	3	3	0	0	4	
Collins (G)	33	7-15	0-0	1-8	2	2	2	1	0	17	Chandler	15	0-9	2-3	0-44	1	1	0	0	0	2	
Thompson (G)	21	4-9	0-0	0-36	2	2	1	1	1	11	Simmons	23	2-5	1-2	2-73	1	1	0	0	0	5	
Greer	22	3-5	0-0	0-36	1	0	0	0	0	10	Riles	28	3-13	1-2	0-46	1	0	2	0	0	1	
Deas	21	3-4	1-1	1-1	6	3	0	0	0	7	Epps	13	1-2	0-2	0-23	3	0	1	0	0	3	
Brower	25	5-8	0-0	1-1	2	0	1	0	0	12	Robinson	11	0-2	0-0	0-0	0	1	1	0	0	0	
Mulligan	10	1-3	0-0	1-3	2	0	1	0	0	2	Jackson	5	0-0	0-0	0-0	0	0	0	0	0	0	
Team	1-3	Deadball: 0								Clifton	5	0-0	0-0	0-0	0	0	2	0	0	0		
Totals	200	37-62	10-14	9-25	38	11	23	10	10	94	Tea	4	1-0	0-0	0-0	1	0	0	0	0	0	

3-Point Field Goals:
FSU: Thompson 4-4, Collins 3-7, Greer 2-3, Brower 2-5, Alabama State: Harris 3-6, McGraw 2-4, Epps 1-2

FSU: 45 49 94
Alabama State: 23 25 49
Attendance: 5,462

Game **24** *Tigers*
CLEMSON Feb. 23

Kerry Thompson hit a running 15-foot bank shot as time expired to give Florida State a 67-65 win at No. 8 Clemson. Thompson missed a three-point shot from the top of the key with three seconds remaining, but rebounded the miss and put in the game winner. FSU shot an ACC season-high 52.2 percent from the field. The Seminoles led 64-59 with 55 seconds remaining but the Tigers tied the game at 65 on a pair of Harold Jamison free throws with 16 seconds remaining. James Collins led FSU with 17 points. Kirk Luchman added 16 and Thompson finished with 15. The win was FSU's first ACC road victory of the year and its first on the road over an AP Top 10 team since 12/15/91 at No. 5 UNC.

Game 24 February 23, 1997 Clemson, South Carolina																				
FSU Clemson						Clemson						Totals								
Name	MP	M-A	FT	REB	PF	A	TOBS	S	TP	Name	MP	M-A	FT	REB	PF	A	TOBS	S	TP	
Greer (F)	27	1-5	0-0	0-0	2	1	1	1	2	Turne	30	5-8	1-2	2-58	5	3	0	0	0	11
Jackson (F)	30	3-3	0-0	1-87	2	1	1	0	4	Buckner	38	6-10	1-8	0-11	2	1	0	0	0	20
Luchman (C)	39	6-8	4-5	3-25	3	0	1	0	16	Wideman	15	2-3	0-0	1-0	1	4	0	1	0	4
Collins (G)	37	5-10	5-7	0-33	4	4	0	0	17	McIntyre	35	3-7	5-7	0-0	1	3	5	0	0	12
Thompson (G)	24	5-10	2-2	1-23	4	4	0	0	2	Code	33	2-7	3-4	0-1	1	1	2	0	1	9
Hale	11	2-2	0-2	1-12	1	0	0	0	4	Jamison	31	0-3	6-6	2-68	3	2	1	2	1	6
Deas	16	1-4	0-0	0-33	3	3	1	0	2	Watts	11	1-2	0-0	1-24	1	2	0	0	0	3
Brower	16	2-4	1-2	0-0	3	1	2	0	0	Chris	8	0-0	0-0	0-0	0	0	0	0	0	0
Team	1-12	Deadball: 2								Worn	2	0-0	0-0	0-1	0	1	0	0	0	0
Totals	200	24-65	12-16	7-19	25	21	13	11	2	7	67	Team	0-1	Deadball: 4						

3-Point Field Goals:
FSU: Thompson 3-7, Brower 2-4, Collins 2-5, Deas 0-1, Greer 0-2
Clemson: Code 2-5, Buckner 1-2, Whit 1-2, McIntyre 1-4, Turne 0-1

FSU: 27 40 67
Clemson: 26 39 65
Attendance: 11,200

Game **25** *Wolfpack*
NC STATE Feb. 26


N.C. State used a four-guard lineup and a suffocating defense to hand Florida State a 67-44 loss on the road. The defeat damaged FSU's NCAA Tournament hopes. The Wolfpack shot 57.4 percent from the field, a season-high for a Florida State opponent, and limited the Seminoles to 33.3 percent shooting. FSU led 16-14 with eight minutes remaining in the first half but the Wolfpack went on a 27-7 run over the next 17 minutes to take control. C.C. Harrison scored a career-high 29 points to lead the Wolfpack, who placed four players in double figures. James Collins was Florida State's lone double figure scorer and finished with 16 points.

Game 25 February 26, 1997 Raleigh, North Carolina																					
FSU NC State						NC State						Totals									
Name	MP	M-A	FT	REB	PF	A	TOBS	S	TP	Name	MP	M-A	FT	REB	PF	A	TOBS	S	TP		
Greer (F)	27	1-5	0-0	1-34	1	3	1	0	0	3	Strong	33	6-8	0-0	2-46	1	0	0	0	0	12
Jackson (F)	27	3-8	0-2	2-13	2	0	0	0	0	18	Benjamin	39	4-7	1-2	0-56	0	0	3	0	1	10
Luchman (C)	29	1-4	0-0	2-34	1	0	1	0	0	11	Garney	39	4-7	2-2	1-34	0	3	0	0	11	
Collins (G)	33	5-14	0-0	1-45	3	1	1	0	15	Hayes	39	1-6	1-4	0-44	2	5	1	0	0	3	
Thompson (G)	30	1-7	0-0	1-34	3	5	4	0	1	2	Harrison	39	11-16	5-6	1-67	1	0	1	0	0	29
Brower	21	3-5	1-2	0-22	1	0	1	0	0	8	Burham	1	0-0	0-0	0-0	0	0	0	0	0	0
Deas	10	0-0	0-0	0-0	1	2	0	0	0	0	Wells	1	0-0	0-0	0-0	0	0	0	0	0	
Hale	28	2-7	2-2	0-33	0	0	0	0	0	1	Heron	11	0-0	0-0	0-0	0	0	0	0	0	
Team	1-2-1	Deadball: 3								M. Durham	4	1-1	0-0	1-0	1	0	0	0	0	2	
Totals	200	17-61	3-5	11-29	12	44	10	1	2	44	Strong	7	0-0	0-0	0-0	0	0	0	0	0	

3-Point Field Goals:
FSU: Collins 4-12, Brower 1-3, Hale 1-4, Greer 1-5, Thompson 0-3
NC State: Harrison 2-4, Garney 1-1, Benjamin 1-2, Strong 0-2

FSU: 21 23 44
NC State: 31 36 67
Attendance: 12,400





Kerry Thompson celebrated as the Seminoles downed No. 5 Wake Forest 69-55 in the regular season finale. He scored a career-best 21 points in the win.

Game 26 Demon Deacons Mar. 1
WAKE FOREST

Junior Kerry Thompson and sophomore Randell Jackson stole the spotlight on senior day, leading Florida State to a 59-55 upset of No. 5 Wake Forest. Thompson scored a game and career-high 21 points while Jackson added 16 and a career-high 12 rebounds to pace FSU. The Seminoles limited the Demon Deacons to 37.9 percent shooting and held a 38-37 advantage on the glass. Thompson scored seven points and Jackson six as Florida State jumped out to a 21-8 lead. Wake Forest narrowed the deficit to 31-28 at intermission behind Tim Duncan's 12 first half points. Tony Rutland's three-pointer gave the Demon Deacons a 45-42 lead but Thompson's layup gave FSU the lead for good, 46-45, at the 5:28 mark. The victory was the Seminoles' fourth over an AP Top 10 team this year.

FSU Wake Forest													Game 26 March 1, 1997 Tallahassee, Florida																			
59						55						Wake Forest						Wake Forest														
FSU Name	MP	M-A	FT	REB	PF	A	TOBS	S	TP	Name	MP	M-A	FT	REB	PF	A	TOBS	S	TP	Name	MP	M-A	FT	REB	PF	A	TOBS	S	TP			
Greer (F)	33	3-5	0-0	0-3-3	1	3	1	1	1	8	Duncan	40	10-17	0-4	7-10	17	5	3	1	1	20	Braswell	28	1-7	0-0	2-4	4	1	2	0	0	3
Jackson (F)	38	8-17	0-1	5-7	12	0	0	1	0	16	Rutland	34	4-11	1-2	0-4	4	2	2	0	0	12	Allen	12	1-2	0-0	1-3	0	0	0	0	0	2
Luchman (C)	37	2-6	1-2	2-0	11	3	2	1	1	5	Peral	37	2-8	0-0	0-1	1	3	1	0	0	4	Gonzalez	19	2-6	1-1	0-1	0	0	0	1	0	0
Collins (G)	37	1-8	3-4	1-5	6	3	1	1	1	4	Armonett	28	2-4	0-0	0-1	1	2	0	0	0	6	Woods	19	0-3	0-2	2-0	2	0	0	1	0	2
Thompson (G)	36	8-14	3-5	1-1	2	3	3	5	2	21	Teasby	19	0-3	0-2	2-0	2	0	0	0	0	2	Team				2-2	2	2	2	2	2	
Louis	1	0-1	0-0	0-0	0	0	0	0	0	0	Totals	200	22-58	4-9	10-25	37	15	11	9	2	1	55										
Brower	10	1-3	2-2	0-0	0	0	0	0	0	0	3-Point Field Goals:										FSU:	31	28	59								
Deas	4	0-0	0-0	0-0	0	1	1	0	0	0	FSU:	Greer 2-3, Thompson 2-4, Brower 1-2, Collins 0-3	Wake Forest:	28	27	55						Attendance:	6,098									
Team				2-2	2	2	2	2	2	2	Wake Forest:	Rutland 3-9, Armonett 2-3, Braswell 1-5, Goolsby 1-5, Peral 0-1, Duncan 0-2																				

Game 27 Demon Deacons Mar. 7
WAKE FOREST

Tim Duncan scored 31 points and grabbed 13 rebounds as eighth-ranked Wake Forest escaped with a 66-65 ACC quarterfinal win over Florida State. The Demon Deacon win avenged a four-point loss to FSU six days earlier and was the Seminoles sixth straight ACC Tournament defeat. Duncan controlled the play inside and forced Florida State's trio of post players (Randell Jackson, Kirk Luchman and Corey Louis) to commit 14 fouls. Duncan attempted an ACC tournament record 23 free throws and made 13. FSU trailed by 12 (58-46) with six minutes remaining, but a 13-5 run cut the deficit to 63-59 with a minute to play. James Collins, who led the Seminoles with 22 points, and Geoff Brower both missed open three-pointers that could have cut the margin to one. Wake Forest sealed the win with three free throws in the final 30 seconds.

FSU Wake Forest													Game 27 March 7, 1997 Greensboro, North Carolina																				
65						66						Wake Forest						Wake Forest															
FSU Name	MP	M-A	FT	REB	PF	A	TOBS	S	TP	Name	MP	M-A	FT	REB	PF	A	TOBS	S	TP	Name	MP	M-A	FT	REB	PF	A	TOBS	S	TP				
Greer (F)	27	3-10	1-1	0-0-0	1	1	1	1	1	8	Duncan	40	9-12	13-23	4-9	13	2	1	2	3	0	31	Braswell	34	3-11	0-0	0-4	2	0	0	0	0	8
Jackson (F)	37	8-12	1-2	3-5	5	1	0	2	0	13	Rutland	38	3-9	0-2	0-2	2	6	3	0	1	7	Luchman (C)	19	0-2	2-2	2-0	2	0	1	0	1	2	
Luchman (C)	19	0-2	2-2	2-0	2	0	1	0	1	2	Collins (G)	33	8-15	1-2	1-7	8	4	2	1	0	1	22	Armonett	16	0-1	2-2	0-1	3	2	1	0	0	2
Collins (G)	33	8-15	1-2	1-7	8	4	2	1	0	1	Thompson (G)	27	2-3	0-0	0-0	3	7	4	0	2	5	Peral	22	2-3	4-4	1-4	5	1	0	0	0	0	
Thompson (G)	27	2-3	0-0	0-0	3	7	4	0	2	5	Louis	23	1-2	4-6	2-6	4	0	0	0	0	0	Goolsby	26	3-8	0-0	0-1	0	0	1	0	0	0	
Louis	23	1-2	4-6	2-6	4	0	0	0	0	0	Brower	20	0-6	1-2	0-3	3	0	0	1	0	0	Wynn	12	0-0	0-0	2-0	2	0	1	0	0	0	
Brower	20	0-6	1-2	0-3	3	0	0	1	0	0	Deas	3	0-1	0-0	0-0	0	0	0	0	0	0	Teasby	4	0-0	0-0	1-1	1	0	1	0	0		
Deas	3	0-1	0-0	0-0	0	0	0	0	0	0	Hale	1	0-0	0-0	0-0	0	0	0	0	0	0	Team				3-3	3	3	6	6			
Hale	1	0-0	0-0	0-0	0	0	0	0	0	0	Totals	200	20-43	22-38	11-25	36	17	10	12	4	1	66											
Team				3-3	3	3	3	3	3	6	3-Point Field Goals:										FSU:	28	37	65									
Totals	200	22-56	10-15	11-19	30	22	13	9	3	6	55	FSU:	Collins 5-9, Jackson 2-2, Brower 2-4, Greer 1-5, Thompson 1-5	Wake Forest:	33	33	66						Attendance:	23,250									
3-Point Field Goals:											Wake Forest:	Braswell 2-8, Peral 1-1, Rutland 1-6, Armonett 0-1, Goolsby 0-5																					



Game 28 *Orangemen*
SYRACUSE

NIT *First Round*
Mar. 12

Randell Jackson matched a career-high with 20 points and LaMarr Greer added 16 as Florida State beat Syracuse 82-67 in the first round of the NIT. Syracuse, which made it to the national title game a year ago, shot only 36.4 percent from the floor while FSU finished at a 47.3 percent clip. The Seminoles, who led 30-24 at the break, took command early in the second half as Jackson scored 11 points during a 21-9 run that put FSU up 51-33 with 12:49 left. Corey Louis' dunk at the 7:43 mark gave Florida State their biggest lead of the game at 64-42. James Collins scored 14 points and Kirk Luchman had 13 in FSU's first postseason appearance in four years.

SYRACUSE													SYRACUSE												
82													67												
Game 28													Game 28												
March 12, 1997													March 12, 1997												
Syracuse, New York													Syracuse, New York												
FSU Name	MP	M-A	FT	REB	PF	A	TOBS	S	TP	Syracuse Name	MP	M-A	FT	REB	PF	A	TOBS	S	TP						
Greer (F)	30	4-10	7-7	2-2	0	3	2	0	1	16	Burgen	7	0-3	0-0	1-1	2	0	0	1	0	1				
Jackson (F)	35	7-10	6-9	5-11	0	1	3	0	0	20	Janusis	23	4-9	0-0	1-3	3	0	1	0	0	11				
Luchman (C)	24	4-6	5-7	2-7	0	2	0	0	2	13	Hill	29	5-10	0-0	1-3	0	0	3	0	2	16				
Collins (G)	38	4-11	4-4	0-3	0	1	1	0	0	14	Hart	24	3-9	0-1	2-3	5	1	2	1	0	3				
Thompson (G)	31	0-3	2-2	0-7	4	7	4	0	1	2	Opolia	29	2-9	0-0	0-0	0	2	3	1	0	2				
Louis	17	4-5	1-2	3-3	4	7	4	0	1	9	Lloyd	31	5-12	4-6	7-7	2	1	2	0	2	14				
Brower	22	1-10	0-5	1-3	1	1	2	0	0	9	Reynolds	7	0-3	1-2	1-1	1	4	0	0	0	1				
Deas	2	0-0	0-1	0-1	0	0	3	0	0	0	McNisco	5	0-2	3-6	0-0	0	2	0	0	0	3				
Hale	1	0-0	0-0	0-0	0	0	0	0	0	0	Howard	9	0-3	0-0	1-0	1	3	0	0	0	0				
Team											Thomas	10	3-4	1-3	1-2	1	1	2	0	0	7				
Totals	200	25-55	25-31	14-31	45	21	15	16	1	5	82	Ovchina	23	2-5	0-0	4-6	4	0	1	0	1	5			
3-Point Field Goals:													3-Point Field Goals:												
FSU: Brower 2-5, Collins 2-6, Greer 1-3, Thompson 0-3													Totals: 200 24-56 15-29 21-17-38 18 14 10 1 11 67												
Syracuse: Janusis 3-6, Ovchina 1-3, Burgen 0-1, Hart 0-1, McNisco 0-1, Opolia 0-3, Lloyd 0-3													FSU: 30 52 82												
													Syracuse: 24 43 67												
													Attendance: 5,365												

Game 29 *Spartans*
MICHIGAN STATE

NIT *Second Round*
Mar. 17

Randell Jackson scored 16 points as Florida State rallied past Michigan State, 68-63, in second round action of the NIT Tournament. FSU advanced to the quarterfinals of the NIT for the first time in school history after defeating the Spartans in the first meeting between the two schools. Two Kerry Thompson free throws gave the Seminoles their largest lead at 60-51, but Michigan State reeled off eight straight points to come within 60-59 with 1:42 to play. LaMarr Greer responded with a three-pointer and added a free throw to push the FSU lead to 64-59. Florida State shot 46.8 percent from the field (22-of-47) while Thompson contributed seven assists and Jackson pulled down 11 rebounds.


SYRACUSE													MICHIGAN STATE												
82													63												
Game 28													Game 29												
March 12, 1997													March 17, 1997												
Syracuse, New York													Tallahassee, Florida												
FSU Name	MP	M-A	FT	REB	PF	A	TOBS	S	TP	Michigan State Name	MP	M-A	FT	REB	PF	A	TOBS	S	TP						
Jackson (F)	34	6-10	4-8	1-10	1	2	0	3	1	16	Weathers	36	2-13	3-5	0-0	3	1	1	0	0	15				
Greer (F)	35	4-9	1-4	1-0	0	2	0	1	1	11	Cleaves	31	5-15	4-4	2-2	4	5	0	5	0	0				
Luchman (C)	23	4-6	3-3	2-3	3	0	2	0	0	11	Smith	36	2-5	1-4	2-6	8	4	1	0	0	1				
Collins (G)	33	2-6	2-3	0-5	4	3	0	0	1	7	Granger	13	0-1	0-2	1-2	3	1	1	0	0	2				
Thompson (G)	32	2-6	3-4	1-3	3	7	2	0	1	9	Klein	20	1-2	0-0	0-1	4	1	0	0	0	2				
Hale	7	0-1	0-1	0-1	0	0	1	0	0	2	Kelley	17	4-5	2-3	1-2	3	0	1	0	0	12				
Deas	6	1-3	0-0	0-0	1	2	0	2	0	2	Mull	2	0-0	0-0	0-0	0	0	0	0	0	0				
Brower	7	1-2	0-0	0-0	1	0	2	0	0	3	Thomas	2	0-0	0-0	0-1	0	0	0	0	0					
Louis	17	2-2	3-4	1-2	2	0	1	0	0	7	Garavaglia	21	2-7	1-3	4-3	7	4	1	0	0	3				
Team										7	Polonowski	10	0-1	0-0	0-0	0	0	1	0	0	0				
Totals	200	22-47	18-28	8-24	32	16	12	12	4	68	Paterson	12	5-6	3-2	1-2	3	0	1	0	1	8				
3-Point Field Goals:													3-Point Field Goals:												
FSU: Greer 2-3, Thompson 2-5, Brower 1-2, Collins 1-5, Deas 0-1													Totals: 200 22-57 14-21 12-21 33 22 8 9 0 7 63												
Michigan State: Weathers 4-2, Kelley 1-4, Cleaves 0-3													FSU: 38 30 68												
													Michigan State: 39 24 63												
													Attendance: 6,352												

Game 30 *Mountaineers*
WEST VIRGINIA

NIT *Quarterfinals*
Mar. 19


Senior guard James Collins scored 24 points to move into third place on the Florida State all-time scoring list and lead the Seminoles to a 76-71 win at West Virginia in the third round of the National Invitational Tournament. Randell Jackson added 19 points and nine rebounds for FSU, which moved into the Tournament's Final Four to be held in Madison Square Garden in New York City. Florida State trailed by as many as 10 points in the second half (49-39) and was down 53-44 with 14:10 to play. LaMarr Greer, who scored 10 points, capped a 21-10 run with a three-pointer that gave the Seminoles a 65-64 lead with 4:06 to play that they would not relinquish. Florida State iced the win by hitting 7-of-11 from the free throw line in the final 3:30. FSU shot 45 percent from the floor and held the Mountaineers to 36.5 percent. Corey Louis added 14 points and seven rebounds for the Seminoles.

SYRACUSE													WEST VIRGINIA												
82													76												
Game 28													Game 30												
March 12, 1997													March 19, 1997												
Syracuse, New York													Morgantown, West Virginia												
FSU Name	MP	M-A	FT	REB	PF	A	TOBS	S	TP	West Virginia Name	MP	M-A	FT	REB	PF	A	TOBS	S	TP						
Greer (F)	36	3-9	2-4	2-4	6	1	2	3	0	2	Owens	33	6-14	2-1	3-3	2	2	1	1	2					
Jackson (F)	36	7-10	4-5	4-5	1	0	2	3	2	19	Solheim	17	3-5	2-2	2-3	3	1	2	0	0					
Luchman (C)	13	1-5	2-2	2-4	4	0	1	1	0	4	Malone	31	3-8	2-3	4-11	3	1	2	0	0					
Collins (G)	36	8-16	6-7	4-5	3	2	3	1	0	24	Pledger	34	7-18	4-4	3-4	4	4	0	0	18					
Thompson (G)	38	1-8	0-0	0-5	2	9	2	0	1	2	Jefferson	37	4-18	3-4	0-4	3	5	3	0	0					
Louis	31	6-10	2-4	2-5	2	1	1	0	0	14	Varrault	20	1-3	1-2	3-6	3	1	3	0	3					
Hale	6	1-1	0-0	0-0	1	1	0	1	2	West	12	0-1	0-0	1-1	2	1	0	0	1						
Deas	4	0-1	0-0	0-1	1	0	0	0	2	Liguori	8	2-4	0-0	0-0	2	1	0	0	1						
Team										5	Lewis	6	1-2	0-0	1-2	1	0	0	0						
Totals	200	27-60	17-27	14-25	38	15	13	5	6	76	Jones	2	0-1	0-0	0-0	0	1	1	0						
3-Point Field Goals:													3-Point Field Goals:												
FSU: Greer 2-6, Collins 2-10, Jackson 1-1, Thompson 0-3													Totals: 200 27-74 12-15 23-24 47 19 17 13 1 7 71												
West Virginia: Liguori 2-3, Malone 1-1, Owens 1-2, Jefferson 1-7													FSU: 35 41 76												
													West Virginia: 39 32 71												
													Attendance: 10,314												



LaMarr Greer capped Florida State's rally from 10 points down with a three-pointer to put the Seminoles ahead for good in their NIT third round win at West Virginia.





Florida State players celebrated a 20-win season and a trip to the NIT Championship game in 1996-97.

Game **31** *Huskies* **CONNECTICUT** Mar. 25
NIT Semifinals

James Collins matched his career-high with 29 points and Kerry Thompson, who hit a three-pointer with 3.9 seconds remaining to force overtime, added 20 to push Florida State to a 71-65 victory over Connecticut in the NIT semifinals in Madison Square Garden. FSU rallied from a five-point deficit with a minute to play in regulation to force the extra session. Randell Jackson hit two free throws to cut the margin to three with 47 seconds to play. After the Huskies failed to score on their next possession, Thompson buried his three-pointer from the top of the key to tie the game. In overtime, Richard Hamilton gave UConn a 61-59 lead with 4:37 to go. But a Collins three-pointer, his eighth of the game, gave the Seminoles the lead for good at 62-61 at the 4:06 mark. Collins and Thompson combined to score eight of FSU's 12 points in overtime. Collins hit 10-of-16 from the field and 8-of-12 from three-point range while pulling down nine rebounds. His eight treys were the second most in school history. Florida State hit 12-of-25 from long range in the game. Thompson added nine assists and Jackson chipped in with eight points and 12 rebounds. The win gave FSU 20 wins for the first time since the 1992-93 season and marked head coach Pat Kennedy's fifth 20-victory season in his 11 years at Florida State.

FSU Connecticut		71 65		Game 31	
				March 25, 1997	
				New York City, New York	
FSU Name	MP M-A FT REB PF A TOBS S TP	Connecticut Name	MP M-A FT REB PF A TOBS S TP		
Greer (F)	39 2-11 0-2 3-3 6 4 3 0 0 5	Fiedler	34 7-5 2-2 7-11 1 1 0 1 0 6		
Jackson (F)	40 2-11 4-4 5-12 3 0 5 1 0 6	Jones	40 5-14 0-0 0-6 3 3 2 0 0 12		
Luchman (C)	12 0-3 0-2 1-2 3 0 0 1 0 0	Voshell	19 1-4 3-4 2-13 3 3 2 0 0 5		
Collins (G)	43 10-16 1-4 4-5 9 3 1 1 0 3 29	Hamilton	38 11-20 0-0 1-2 3 4 1 4 1 2 26		
Thompson (G)	44 6-14 5-6 3-5 9 4 1 1 3 20	Moore	31 3-14 3-3 3-5 6 7 4 0 0 10		
Louis	38 3-10 3-5 5-9 3 0 0 4 1 9	Kasper	22 1-1 0-0 2-4 5 0 2 0 1 2		
Hale	8 0-1 0-0 0-1 1 0 0 0 0 0	Carson	5 0-1 0-0 0-1 0 0 0 0 0 0		
Deas	1 0-1 0-0 0-1 0 0 0 0 0 0	Fryback	12 1-1 0-0 1-2 3 0 0 0 1 0 2		
Team	1-2 3 0 0 0 0 0 0 0 0	Deadball	8 0-0 0-0 0-0 0 0 0 0 0 0		
Totals	228 23-47 13-26 22-50 13 15 12 7 8 71	Team	11 7-3 0-0 1-0 1 3 1 1 0 0 2		
3-Point Field Goals:		Totals		225 25-70 8-9 18-27 45 22 13 15 7 3 65	
FSU: Collins 8-12, Thompson 3-5, Greer 1-5, Jackson 0-1, Hale 0-1, Deas 0-1		FSU:		33 26 12 71	
Connecticut: Hamilton 4-8, Jones 2-8, Moore 1-5, Carson 0-1, Harriott 0-1		Connecticut:		32 27 6 65	
		Attendance:		13,847	

Game **32** *Wolverines* **MICHIGAN** Mar. 27
NIT Finals

Robert Traylor scored 26 points and pulled down 13 rebounds as Michigan held off a dramatic second-half Florida State rally to take the NIT crown with an 82-73 win over the Seminoles in the championship game at Madison Square Garden. The Wolverines dominated inside as they out-rebounded FSU 47-28 and grabbed 28 offensive rebounds. Michigan led 41-31 at intermission and scored the first eight points of the second half to open up an 18-point margin with 16:30 remaining. But LaMarr Greer keyed a 23-8 Florida State spurt over the next six minutes by scoring 10 of his 15 points to cut the Michigan lead to 57-54. The Seminoles got within two points at 68-66 with 4:46 to play but James Collins missed a pair of free throws that could have tied the game. The Wolverines then went on a 10-2 run to seal the game. Collins led Florida State with 20 points while Kerry Thompson added 14 points, seven rebounds and six assists. Collins and Thompson were both selected to the All-NIT Tournament team.

FSU Michigan		73 82		Game 32	
				March 27, 1997	
				New York City, New York	
FSU Name	MP M-A FT REB PF A TOBS S TP	Michigan Name	MP M-A FT REB PF A TOBS S TP		
Greer (F)	38 5-9 2-2 0-3 3 2 2 0 1 15	Byron	26 6-19 0-1 6-27 3 1 3 0 0 20		
Jackson (F)	32 5-10 1-2 2-6 2 1 1 1 1 11	Traylor	28 4-8 1-2 5-8 4 1 3 0 0 9		
Luchman (C)	12 1-2 3-4 2-4 4 0 0 0 1 5	Ryan	33 11-22 4-3 10-13 3 1 1 2 2 26		
Collins (G)	40 6-14 5-7 3-3 4 4 4 0 2 20	Bullock	31 5-15 5-5 1-3 4 0 2 1 0 17		
Thompson (G)	39 4-12 4-5 2-5 7 2 6 4 0 1 14	Conlan	33 1-2 0-0 0-5 6 4 6 3 0 1 3		
Louis	26 2-4 4-5 1-3 3 1 4 0 2 8	Hughes	30 1-5 3-4 1-12 4 3 2 0 0 5		
Hale	3 0-2 0-0 0-1 0 0 0 0 0 0	Ward	12 0-2 2-2 1-12 2 0 1 0 0 2		
Team	0-0 0-0 0-0 0 0 0 0 0 0	Wagner	3 0-1 0-0 0-2 1 0 0 0 0 0		
Totals	200 23-52 19-26 13-19 28 20 14 13 1 8 73	Team	8-14 0-0 0-0 0 0 0 0 0 0		
3-Point Field Goals:		Totals		200 28-65 23-32 28-19 47 21 14 14 3 3 82	
FSU: Greer 3-5, Collins 3-7, Thompson 2-7, Hale 0-1		FSU:		31 42 73	
Michigan: Bullock 2-9, Conlan 1-2, Ward 0-1, Hughes 0-2		Michigan:		41 41 62	
		Attendance:		15,849	

