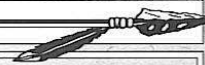




Records

1997-98 Florida State
Seminole Basketball Media Guide

James Collins finished his Florida State career in 1996-97 as the Seminoles' third all-time leading scorer. He also ranks among the programs top 10 in six other categories.



ALL-TIME INDIVIDUAL RECORDS

Most Points

Game: 46, Ron King vs. Georgia Southern, 1970-71
 Season: 743, Jim Oler, 1955-56
 Career: 2130, Bob Sura, 1991-95

Most Field Goals

Game: 21, Ron King vs. Georgia Southern, 1970-71
 Season: 260, Alton Lee Gipson, 1983-84
 Career: 731, Bob Sura, 1991-95

Most Field Goal Attempts

Game: 37, Ham Wernke vs. Tampa, 1952-53
 Career: 1626, Bob Sura, 1991-95

Best Field Goal Percentage

Game: 100.0 (10-10), Doug Edwards vs. UNC-Asheville, 1991-92
 Season: 69.1 (237-343), Murray Brown, 1978-79
 Career: 66.8 (566-847), Murray Brown, 1976-80

Most Free Throws

Game: 22, Jim Oler vs. Rollins, 1954-55 and vs. Morningside, 1955-56
 Season: 311, Jim Oler, 1955-56
 Career: 762, Jim Oler, 1952-56

Most Free Throw Attempts

Game: 30, Jim Oler vs. Morningside, 1955-56
 Season: 350, Jim Oler, 1955-56
 Career: 975, Jim Oler, 1952-56

Best Free Throw Percentage

Game: 100.0 (16-16) Bob Sura vs. South Florida, 1994-95
 100.0 (14-14), Doug Edwards vs. Clemson, 1991-92
 100.0 (11-11), Nick Bryant vs. Florida Atlantic, 1993-94
 100.0 (10-10), Granville Arnold vs. Memphis State, 1983-84
 100.0 (10-10), Tony Dawson vs. FIU, 1987-88
 Season: 89.5 (51-57), Ken Macklin, 1969-70
 Career: 81.7 (161-197), Granville Arnold, 1982-85

Most Rebounds

Game: 32, Rick Benson vs. Florida Southern, 1954-55
 Season: 456, Dave Cowens, 1967-68
 Career: 1340, Dave Cowens, 1967-70

Most Assists

Game: 16, Otto Petty vs. South Alabama, 1971-72
 16, Tony William vs. Jacksonville, 1982-83
 Season: 227, Otto Petty, 1970-71
 Career: 602, Otto Petty, 1970-73

Most Steals

Game: 9, Charlie Ward vs. South Carolina, 1990-91
 9, Bob Sura vs. Georgia Tech, 1994-95
 Season: 97, Sam Cassell, 1992-93
 Career: 236, Charlie Ward, 1990-94

Best Scoring Average

Season: 29.7, Jim Oler, 1955-56
 Career: 23.2, Mitchell Wiggins, 1981-83

Best Rebound Average

Season: 17.5, Dave Cowens, 1967-68
 Career: 17.2, Dave Cowens, 1967-70

SCORING LEADERS

Game

Name	Opponent	Year	Points
1. Ron King	Georgia Southern	1970-71	46
2. Hugh Durham	Stetson	1956-57	43
Dave Fedor	Miami	1959-60	43
4. Murray Brown	Auburn	1978-79	42
Jim Oler	Morningside	1955-56	42
6. Pee Wee Barber	Miami	1986-87	40
7. Ham Wernke	Tampa	1952-53	38
Dave Fedor	Tampa	1961-62	38
David Thompson	South Alabama	1976-77	38
Tharon Mayes	Rhode Island	1989-90	38
11. Dave Fedor	Rollins	1959-60	37
Mitchell Wiggins	South Carolina	1981-82	37
Mitchell Wiggins	Florida	1981-82	37
Mitchell Wiggins	Memphis State	1982-83	37
16. Hugh Durham	Georgia	1958-59	36
Mitchell Wiggins	San Diego State	1982-83	36
George McCloud	LaSalle	1988-89	36
18. Ham Wernke	Montana State	1954-55	35
Vernell Elizy	Biscayne	1970-71	35
Reggie Royals	UC-Irvine	1970-71	35
Benny Clyde	Oklahoma City	1972-73	35
Larry Warren	Texas A&M	1973-74	35
Alton Lee Gipson	Virginia Tech	1983-84	35
Pee Wee Barber	Memphis State	1986-87	35
George McCloud	Jacksonville	1988-89	35
Bob Sura	Duke	1993-94	35

Season (cont.)

Name	Year	Avg.
5. Ron King	1970-71	22.7
Mitchell Wiggins	1982-83	22.7
7. Hugh Durham	1958-59	21.9
8. Murray Brown	1978-79	21.7
9. Ham Wernke	1952-53	21.3
10. Bob Sura	1993-94	21.2
11. Jim Oler	1954-55	21.1
Dave Fedor	1959-60	21.1
13. Tony Dawson	1988-89	21.0
14. Mickey Dillard	1979-80	20.4
Dave Fedor	1961-62	20.4
16. Dave Cowens	1968-69	20.3

Career

Name	Years	Games/Points	Avg.
1. Mitchell Wiggins	1981-83	46-1067	23.2
2. Dave Fedor	1959-62	72-1453	20.2
3. Jim Oler	1952-56	91-1820	20.0
4. Alton Lee Gipson	1983-85	61-1194	19.6
Ron King	1970-73	64-1252	19.6
6. Tony Dawson	1987-89	60-1165	19.4
7. Ham Wernke	1951-55	73-1409	19.3
8. Dave Cowens	1967-70	78-1479	19.0
9. Hugh Durham	1956-59	73-1381	18.9
10. Sam Cassell	1991-93	64-1211	18.3
11. Pee Wee Barber	1986-87	58-1039	17.9
12. Bob Sura	1991-95	119-2130	17.9
13. Doug Edwards	1990-93	93-1604	17.2
14. Reggie Royals	1970-73	84-1402	16.7
15. Larry Warren	1972-75	51-840	16.5
16. Tharon Mayes	1987-90	77-1260	16.4
17. James Collins	1993-97	112-1793	16.0
18. Elvis Rolle	1979-81	59-923	15.6
19. David Thompson	1975-78	83-1289	15.5

Season

Name	Year	Avg.
1. Jim Oler	1955-56	29.7
2. Mitchell Wiggins	1981-82	23.8
3. Tharon Mayes	1989-90	23.3
4. George McCloud	1988-89	22.8



SCORING LEADERS

500 Point Club (one season)

Name	Year	Pts.
1. Jim Oler	1955-56	743
2. George McCloud	1988-89	683
3. Bob Sura	1992-93	675
4. Sam Cassell	1992-93	641
5. Mickey Dillard	1979-80	635
6. Tony Dawson	1988-89	629
Murray Brown	1978-79	629
8. Alton Lee Gipson	1983-84	626
9. Ron King	1970-71	589
10. Murray Brown	1979-80	578
11. Pee Wee Barber	1986-87	576
12. Ron King	1971-72	573
13. Bob Sura	1993-94	573
14. Sam Cassell	1991-92	570
15. Doug Edwards	1992-93	568
Alton Lee Gipson	1984-85	568
17. Tharon Mayes	1989-90	559
18. Jim Oler	1954-55	549
19. Harry Davis	1977-78	546
George McCloud	1987-88	546
21. Mitchell Wiggins	1982-83	544
22. Tony Dawson	1987-88	536
23. Dave Fedor	1959-60	527
24. Doug Edwards	1990-91	524
25. Mitchell Wiggins	1981-82	523
26. Irving Thomas	1989-90	519
27. Mickey Dillard	1980-81	515
28. James Collins	1996-97	514
29. Doug Edwards	1991-92	512
Ham Wernke	1954-55	512
31. Hugh Durham	1956-57	509
32. Dave Cowens	1967-68	508
Dave Cowens	1968-69	508
34. Hugh Durham	1958-59	504
35. Bob Sura	1994-95	502
36. Reggie Royals	1970-72	501
37. David Thompson	1976-77	500

1,000 Point Club (career)

Name	Years	Games	FG	FT	Pts.	Avg.
1. Bob Sura	1991-95	119	731	454	2130	17.9
2. Jim Oler	1952-56	91	529	762	1820	20.0
3. James Collins	1993-97	112	645	248	1793	16.0
4. Mickey Dillard	1976-81	115	640	448	1734	15.1
5. Doug Edwards	1990-93	93	621	332	1604	17.2
6. George McCloud	1985-89	117	529	315	1574	13.4
7. Harry Davis	1974-78	108	640	234	1514	14.0
8. Dave Cowens	1966-70	78	582	315	1479	19.0
9. Murray Brown	1976-80	106	566	338	1470	13.9
10. Dave Fedor	1959-62	72	585	283	1453	20.2
11. Randy Allen	1984-87	115	585	252	1428	12.4
12. Ham Wernke	1951-55	73	508	393	1409	19.3
13. Reggie Royals	1970-73	84	580	242	1402	16.7
14. Hugh Durham	1956-59	73	470	441	1381	18.9
15. Ron King	1970-73	64	542	168	1352	19.6
16. Chuck Graham	1989-94	118	503	216	1337	11.3
17. David Thompson	1975-78	83	571	147	1289	15.5
18. Tharon Mayes	1987-90	77	466	200	1260	16.4
19. Sam Cassell	1991-93	64	440	223	1211	18.3
20. Alton Lee Gipson	1983-85	61	496	202	1194	19.6
21. Tony Dawson	1987-89	60	455	229	1165	19.4
22. Jeff Hogan	1966-69	79	466	232	1164	14.8
23. Gary Schull	1963-66	76	403	316	1122	14.3
24. Lawrence McCray	1972-74	84	492	127	1111	13.2
25. Larry Warren	1973-76	78	473	162	1108	14.2
26. Mitchell Wiggins	1981-83	46	439	189	1067	23.2
27. Michael Polite	1987-91	99	379	297	1066	10.8
28. Rodney Dobard	1989-93	122	456	146	1056	8.7
29. Pee Wee Barber	1985-87	58	387	197	1039	17.9
30. Wayne Smalls	1973-77	104	457	101	1015	9.8

FIELD GOALS

Field Goals Made

Game

Name	Opponent	Year	FGM
1. Ron King	Georgia Southern	1970-71	21
2. Ron King	Pan Am	1970-71	17
Ron King	Miami	1970-71	17
David Thompson	South Alabama	1976-77	17
Mitchell Wiggins	San Diego State	1982-83	17
6. Dave Fedor	Miami	1959-60	16
Larry Warren	Marshall	1974-75	16
Murray Brown	Auburn	1978-79	16
Alton Lee Gipson	Tampa	1984-85	16
10. Dave Fedor	Rollins	1959-60	15
Ray Swain	Tampa	1961-62	15
Reggie Royals	UC-Irvine	1970-71	15
Mitchell Wiggins	Florida	1981-82	15
Doug Edwards	DePaul	1991-92	15
Bob Sura	Lafayette	1993-94	15

Career

Name	Years	FGM
1. Bob Sura	1991-95	731
2. James Collins	1993-97	645
3. Mickey Dillard	1976-81	640
Harry Davis	1974-78	640
5. Doug Edwards	1990-93	621
6. Dave Fedor	1959-62	585
Randy Allen	1984-87	585
8. Dave Cowens	1967-70	582
9. Reggie Royals	1970-73	580
10. David Thompson	1975-78	571
11. Murray Brown	1976-80	566

FIELD GOALS

Field Goals Attempted

Game	Name	Opponent	Year	FGA
1.	Ham Wernke	Tampa	1952-53	37
2.	Rick Benson	Beloit	1954-55	32
3.	Ron King	Georgia Southern	1970-71	32
4.	Ian Morrison	Tampa	1966-67	31
5.	Burt Deckel	Furman	1957-58	30
	Don Bates	Stetson	1958-59	30
7.	Don Bates	Auburn	1958-59	29
	Ron King	Miami	1970-71	29
9.	Rick Benson	Georgia Teachers	1954-55	28
	Hugh Durham	Auburn	1958-59	28
	David Thompson	Jacksonville	1976-77	28
	David Thompson	UNC-Charlotte	1976-77	28

Career

Name	Years	FGA	
1.	Bob Sura	1991-95	1626
2.	James Collins	1993-97	1433
3.	Ham Wernke	1951-55	1308
4.	Jim Oler	1952-56	1303
5.	Mickey Dillard	1976-81	1248
6.	Hugh Durham	1956-59	1230
7.	David Thompson	1975-78	1213
8.	Randy Allen	1984-87	1196
9.	Doug Edwards	1990-93	1194
10.	Reggie Royals	1970-73	1181
11.	Dave Fedor	1959-62	1174

Three-Point Field Goals Made

Game	Name	Opponent	Year	3PM
1.	George McCloud	LaSalle	1988-89	10
2.	James Collins	Connecticut	1996-97	8
3.	Sam Cassell	South Florida	1992-93	7
	James Collins	Tulane	1994-95	7
5.	Aubry Boyd	Jacksonville	1990-91	6
	Sam Cassell	Wake Forest	1991-92	6
	Sam Cassell	Georgia Tech	1991-92	6
	Sam Cassell	Clemson	1992-93	6
	LaRae Davis	Southern Miss.	1986-87	6
	LaRae Davis	South Carolina	1986-87	6
	Tharon Mayes	Stetson	1989-90	6
	George McCloud	Alabama State	1987-88	6
	George McCloud	Florida	1988-89	6
	George McCloud	Jacksonville	1988-89	6
	George McCloud	Arkansas	1988-89	6

Season

Name	Year	3PM	
1.	George McCloud	1988-89	115
2.	LaRae Davis	1986-87	80
3.	James Collins	1996-97	75
4.	Bob Sura	1992-93	73
5.	James Collins	1994-95	72
	George McCloud	1987-88	72
	Pee Wee Barber	1986-87	72
8.	James Collins	1995-96	69
9.	Sam Cassell	1991-92	58
	Tharon Mayes	1989-90	58
11.	Aubry Boyd	1990-91	55

Career

Name	Years	3PM	
1.	Bob Sura	1991-95	264
2.	James Collins	1993-97	255
3.	George McCloud	1986-89	201
4.	Chuck Graham	1989-94	115
5.	Sam Cassell	1991-93	108
6.	Tharon Mayes	1988-90	82
7.	LaRae Davis	1985-86	80
8.	Aubry Boyd	1989-91	76
9.	Charlie Ward	1990-94	74
10.	Pee Wee Barber	1985-86	72

Field Goal Percentage

Game	Name	Opponent	Year	Pct.
1.	Doug Edwards	UNC-Asheville	1991-92	100.0 (10-10)
2.	Murray Brown	Auburn	1978-79	94.1 (16-17)
3.	Tharon Mayes	Southern Miss	1988-89	92.8 (13-14)
4.	Mitchell Wiggins	San Diego State	1982-83	89.5 (17-19)
5.	Irving Thomas	Southern Miss	1989-90	87.5 (14-16)
6.	Tony Dawson	Central Florida	1988-89	86.7 (13-15)
7.	Sam Cassell	Clemson	1992-93	85.7 (12-14)
8.	Rodney Dobard	Wake Forest	1992-93	81.8 (9-11)
9.	Tony Dawson	Penn State	1988-89	80.0 (12-15)
	Tony Dawson	Virginia Tech	1988-89	80.0 (12-15)
	Kirk Luchman	Howard	1995-96	80.0 (8-10)

Season

Name	Year	FGM-FGA	Pct.	
1.	Murray Brown	1978-79	237-343	.691
2.	Murray Brown	1979-80	230-356	.646
3.	Harry Davis	1975-76	143-224	.638
4.	William Williams	1969-70	185-291	.636
5.	Kirk Luchman	1995-96	97-155	.626
6.	Rodney Dobard	1991-92	138-221	.624
7.	Jan Gies	1968-69	80-129	.620
8.	Kris Anderson	1976-77	65-105	.619
9.	Jerome Fitchett	1985-86	126-205	.615
10.	Jerome Fitchett	1984-85	74-121	.612

Career

Name	Years	FGM-FGA	Pct.	
1.	Murray Brown	1976-80	566-847	.668
2.	Rodney Dobard	1989-93	456-769	.593
3.	Elvis Rolle	1979-81	365-619	.589
4.	Kris Anderson	1976-81	371-633	.586
5.	Harry Davis	1974-78	640-1095	.585
6.	Jerome Fitchett	1984-88	388-677	.573
7.	Jan Gies	1967-70	245-428	.572
8.	Greg Grady	1972-75	300-532	.564
9.	Willie Williams	1968-70	268-482	.556
10.	Tat Hunter	1985-88	273-493	.554

Three-Point Shots Attempted

Game	Name	Opponent	Year	3PA
1.	George McCloud	LaSalle	1988-89	17
2.	George McCloud	Louisville	1988-89	14
3.	George McCloud	Memphis State	1988-89	13
	George McCloud	Iowa	1987-88	13
	Derrick Carroll	South Florida	1993-94	13
	Bob Sura	Temple	1992-93	13
	James Collins	Clemson	1995-96	13
8.	George McCloud	Louisville	1988-89	12
	Aubry Boyd	LaSalle	1990-91	12
	Bob Sura	North Carolina	1992-93	12
	Derrick Carroll	Temple	1992-93	12
	Sam Cassell	North Carolina	1992-93	12
	James Collins	Florida	1994-95	12
	James Collins	Wake Forest	1995-96	12
	James Collins	Clemson	1996-97	12
	James Collins	NC State	1996-97	12
	James Collins	Connecticut	1996-97	12

Season

Name	Year	3PA	
1.	George McCloud	1988-89	262
2.	Bob Sura	1992-93	220
3.	James Collins	1996-97	203
4.	James Collins	1995-96	199
5.	Aubry Boyd	1990-91	178
6.	LaRae Davis	1986-87	175
7.	Sam Cassell	1991-92	164
	Bob Sura	1993-94	164
	James Collins	1994-95	164
10.	Pee Wee Barber	1986-87	161
	Tharon Mayes	1989-90	161

FIELD GOALS

Three-Point Shots Attempted (cont. from Pg. 118)

Career

Name	Years	FGA
1. Bob Sura	1991-95	771
2. James Collins	1993-97	686
3. George McCloud	1986-89	468
4. Chuck Graham	1989-94	331
5. Sam Cassell	1991-93	295
6. Aubry Boyd	1989-91	244
7. Tharon Mayes	1988-90	237
8. LaMarr Greer	1994-Present	233
9. Charlie Ward	1990-94	229
10. Derrick Carroll	1992-95	191
11. Tony Dawson	1987-89	183

Three-Point Percentage

Game (Minimum 3 Attempts)

Name	Opponent	Year	PCT
1. James Collins	Tulane	1994-95	1.000 (7-7)
Sam Cassell	South Florida	1992-93	1.000 (7-7)
Sam Cassell	Clemson	1992-93	1.000 (6-6)
Geoff Brower	North Carolina	1995-96	1.000 (5-5)
Tharon Mayes	Monmouth	1987-88	1.000 (5-5)
George McCloud	South Carolina	1986-87	1.000 (4-4)
Bob Sura	UNC-Asheville	1991-92	1.000 (3-3)
LaMarr Greer	SW Louisiana	1996-97	1.000 (3-3)
9. Tharon Mayes	Memphis State	1987-88	.833 (5-6)
Derrick Carroll	Tulane	1994-95	.833 (5-6)
James Collins	Florida	1995-96	.833 (5-6)

Season

Name	Year	PCT
1. Tony Dawson	1987-88	.460 (46-100)
2. Charlie Ward	1991-92	.458 (22-48)
3. LaRae Davis	1986-87	.457 (80-175)
4. George McCloud	1987-88	.453 (72-159)
5. Pee Wee Barber	1986-87	.447 (72-161)
6. George McCloud	1988-89	.439 (115-262)
James Collins	1994-95	.439 (72-164)
8. Bob Sura	1991-92	.388 (38-98)
9. Sam Cassell	1992-93	.382 (50-131)
10. Geoff Brower	1995-96	.380 (27-71)

Career

Name	Years	PCT
1. LaRae Davis	1986-87	.457 (80-175)
2. Pee Wee Barber	1986-87	.447 (72-161)
3. George McCloud	1986-89	.429 (201-468)
4. Tony Dawson	1987-89	.388 (71-183)
5. James Collins	1993-97	.372 (248-365)
6. Sam Cassell	1991-93	.366 (108-295)
7. Derrick Carroll	1992-95	.361 (77-213)
8. Chuck Graham	1989-94	.347 (115-331)
9. Tharon Mayes	1988-90	.345 (82-237)
10. Bob Sura	1991-95	.334 (214-640)

FREE THROWS

Free Throws Made

Game

Name	Opponent	Year	FTM
1. Jim Oler	Rollins	1954-55	22
Jim Oler	Morningside	1955-56	22
3. Jim Oler	Montana State	1954-55	16
Bob Sura	South Florida	1994-95	16
5. Hugh Durham	Georgia	1957-58	15
Hugh Durham	Stetson	1956-57	15
7. Hugh Durham	Murray State	1957-58	14
Hugh Durham	Kentucky	1958-59	14
Elvis Rolle	Marquette	1980-81	14
Mitchell Wiggins	Virginia Tech	1982-83	14
Pee Wee Barber	Southern Miss.	1986-87	14
Chuck Graham	Jacksonville	1991-92	14
Doug Edwards	Clemson	1991-92	14

Season

Name	Year	FTM
1. Jim Oler	1955-56	311
2. Jim Oler	1954-55	221
3. Gary Schull	1965-66	164
4. Hugh Durham	1958-59	162
5. Hugh Durham	1956-57	155
Murray Brown	1978-79	155
7. George McCloud	1988-89	154
8. Mickey Dillard	1979-80	151
Mickey Dillard	1980-81	151
10. Doug Edwards	1992-93	144

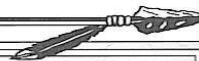
Career

Name	Years	FTM
1. Jim Oler	1952-56	762
2. Bob Sura	1991-95	454
3. Mickey Dillard	1976-81	448
4. Hugh Durham	1956-59	441
5. Ham Wernke	1951-55	393
6. Doug Edwards	1990-93	362
7. Murray Brown	1976-80	338
8. Gary Schull	1963-66	316
9. Dave Cowens	1967-70	315
George McCloud	1985-89	315

Free Throws Attempted

Game

Name	Opponent	Year	FTA
1. Jim Oler	Morningside	1955-56	30
2. Jim Oler	Rollins	1954-55	29
Gary Schull	Memphis State	1977-78	29
4. Hugh Durham	Georgia	1957-58	20
5. Murray Brown	Tulane	1978-79	19
6. Jim Oler	Stetson	1954-55	18
Elvis Rolle	Marquette	1980-81	18
8. Jim Oler	Montana State	1954-55	17
Jim Oler	Miami	1954-55	17
Chuck Graham	Jacksonville	1991-92	17
Sam Cassell	Jacksonville	1991-92	17



FREE THROWS

Free Throws Attempted (cont. from Pg. 119)

Season

Name	Year	FTA
1. Jim Oler	1954-55	380
2. Jim Oler	1955-56	350
3. Gary Schull	1965-66	237
4. Murray Brown	1978-79	218
5. Hugh Durham	1956-57	213
6. Hugh Durham	1958-59	201
7. Mickey Dillard	1979-80	197
8. Elvis Rolle	1980-81	195
9. Mickey Dillard	1980-81	190
Michael Polite	1990-91	190

Career

Name	Years	FTA
1. Jim Oler	1952-56	975
2. Bob Sura	1991-95	696
3. Mickey Dillard	1976-81	583
4. Hugh Durham	1956-59	569
5. Ham Wernke	1951-55	533
6. Murray Brown	1976-80	483
7. Dave Cowens	1967-70	464
8. Gary Schull	1963-66	461
9. Doug Edwards	1990-93	458
10. Michael Polite	1987-91	450

Free Throw Percentage

Season

Name	Year	FTM-FTA	Pct.
1. Ken Macklin	1969-70	51-57	.895
2. Brad Johnson	1987-88	41-46	.891
3. George McCloud	1988-89	154-176	.875
4. Jerry Shirley	1963-64	59-68	.868
5. Ron Harris	1969-70	46-54	.852
6. Granville Arnold	1983-84	85-101	.842
7. Ron Malmen	1964-65	58-69	.841
8. Randy Cable	1967-68	42-50	.840
9. Wayne Smalls	1976-77	26-31	.838
10. Tharon Mayes	1989-90	105-126	.833

Career

Name	Years	FTM-FTA	Pct.
1. Granville Arnold	1982-85	161-197	.817
2. Jerry Shirley	1962-65	161-198	.813
3. Pee Wee Barber	1985-87	197-250	.788
4. Tharon Mayes	1987-90	200-255	.784
5. Jim Oler	1952-56	762-975	.782
6. Dave Fedor	1959-62	283-363	.780
LaRae Davis	1985-87	96-123	.780
8. George McCloud	1985-89	315-405	.779
9. Hugh Durham	1956-59	441-569	.777
10. Vince Martello	1982-84	130-168	.774

REBOUNDS

Most Rebounds - Game

Name	Opponent	Year	Rebounds
1. Rick Benson	Florida Southern	1954-55	32
2. Dave Cowens	LSU	1967-68	31
3. Dave Cowens	Citadel	1967-68	30
4. Dave Fedor	Rollins	1959-60	28
5. Gary Schull	Jacksonville	1965-66	27
Dave Cowens	Stetson	1968-69	27
7. Don Boltz	Stetson	1958-59	26
Dave Cowens	Hawaii	1968-69	26
9. Dave Cowens	Clemson	1969-70	25
10. Don Boltz	Miami	1958-59	23
Dave Cowens	Florida Southern	1967-68	23
Lawrence McCray	Connecticut	1972-73	23

Season Average

Name	Year	Rebounds	Avg.
1. Dave Cowens	1968-69	437	17.5
2. Rick Benson	1954-55	451	17.3
3. Dave Cowens	1969-70	447	17.2
4. Dave Cowens	1967-68	456	16.9
5. Dave Fedor	1959-60	400	16.0
6. Reggie Royals	1970-71	390	15.0
7. Dave Fedor	1960-61	336	14.0
8. Gary Schull	1965-66	317	12.7
9. Don Boltz	1957-58	303	12.1
10. Reggie Royals	1971-72	351	11.0

500 Board Club

Name	Years	Games	Avg.	Rebounds
1. Dave Cowens	1967-70	78	17.2	1340
2. Reggie Royals	1970-73	84	11.9	1006
3. Dave Fedor	1959-62	72	13.5	969
4. Greg Grady	1972-76	100	7.9	793
5. Doug Edwards	1990-93	93	8.5	788
6. Gary Schull	1963-66	76	10.1	769
7. Tat Hunter	1985-89	117	6.5	759
Lawrence McCray	1971-74	84	9.0	759
9. Harry Davis	1974-78	108	6.8	734
10. Randy Allen	1984-87	115	6.3	725
11. Kris Anderson	1976-81	107	6.7	714
Bob Sura	1991-95	119	6.0	714
13. Michael Polite	1987-91	99	6.8	673
14. Rodney Dobard	1989-93	122	5.2	641
15. Murray Brown	1976-80	106	6.0	638
16. David Thompson	1975-78	83	7.5	619
17. Don Boltz	1957-59	48	11.8	567
18. Kirk Luchman	1993-97	111	5.0	552
19. Willie Williams	1968-70	52	10.3	534
Ray Swain	1959-60	72	11.6	534
21. Corey Louis	1994-Present	75	7.1	530
22. Rowland Garrett	1969-72	76	6.9	525
23. Andre Reid	1990-95	121	4.2	505
24. Elvis Rolle	1980-82	59	8.2	502

Seminole Basketball *Records*

ASSISTS

Game


Name	Opponent	Year	Assists
1. Otto Petty	South Alabama	1971-72	16
Tony William	Jacksonville	1982-83	16
3. Otto Petty	Pan Am	1970-71	15
Otto Petty	Samford	1971-72	15
Carlton Byrd	Stetson	1976-77	15
Tony Jackson	Ala.-Birmingham	1979-80	15
7. Otto Petty	Biscayne	1970-71	14
Otto Petty	Northwestern	1972-73	14
Wayne Smalls	Cal. State-Bakersfield	1974-75	14
10. Otto Petty	Seton Hall	1972-73	13
Otto Petty	Stetson	1972-73	13
Carlton Byrd	South Florida	1973-74	13
Tony William	Monmouth College	1983-84	13

Career

Name	Years	Assists
1. Otto Petty	1970-73	602
2. Tony Jackson	1976-80	550
3. Tony William	1981-84	482
4. Bob Sura	1991-95	435
5. Carlton Byrd	1973-77	401
6. Charlie Ward	1990-94	396
7. Skip Young	1968-71	320
8. Dean Shaffer	1983-85	318
9. Mickey Dillard	1976-81	313
10. George McCloud	1985-89	299

Season

Name	Year	Assists
1. Otto Petty	1970-71	227
2. Tony William	1983-84	215
3. Tony Jackson	1979-80	213
4. Otto Petty	1972-73	202
5. Kerry Thompson	1996-97	184
6. Otto Petty	1971-72	173
7. Dean Shaffer	1984-85	171
8. Sam Cassell	1992-93	170
9. Tony Jackson	1977-78	166
10. Carlton Byrd	1976-77	159
11. Tony Jackson	1978-79	158



Tony William (far left) equalled a school record with 16 assists against Jacksonville in 1983.
 Charlie Ward (left) is FSU's career steals leader and ranks sixth on the Seminoles' all-time assists chart.
 George McCloud (right) ranks among Florida State's all-time top 10 in seven categories.



STEALS

Game

Name	Opponent	Year	Steals
1. Charlie Ward	South Carolina	1990-91	9
Tony William	Memphis State	1982-83	9
3. Charlie Ward	Wake Forest	1991-92	8
4. Bob Sura	UNC-Greensboro	1992-93	7
Dean Shaffer	Louisville	1983-84	7
Kerry Thompson	Butler	1996-97	7
Tony William	New Mexico	1982-83	7
8. Tony William	Florida	1981-82	6
Tony William	Louisville	1981-82	6
Joe Farrar	Tulane	1984-85	6
George McCloud	Stetson	1986-87	6
Michael Polite	Louisville	1989-90	6
Charlie Ward	N.C. State	1991-92	6
James Collins	UNC-Greensboro	1993-94	6
Chuck Graham	Virginia	1993-94	6
James Collins	N.C. State	1995-96	6
James Collins	Rice	1996-97	6



Sam Cassell set a Florida State single-season record with 97 steals during the 1992-93 campaign.

Season

Name	Year	Steals
1. Sam Cassell	1992-93	97
2. Dean Schaffer	1984-85	81
3. Charlie Ward	1991-92	75
Tony William	1982-83	75
5. Tony Jackson	1977-78	73
6. Charlie Ward	1990-91	71
Kerry Thompson	1996-97	71
8. Dean Schaffer	1983-84	70
9. Tony William	1981-82	66
10. Tony Jackson	1979-80	65
Bob Sura	1993-94	65

Career

Name	Years	Steals
1. Charlie Ward	1990-94	236
2. Bob Sura	1991-95	209
3. Tony William	1982-84	203
4. Tony Jackson	1977-80	196
5. James Collins	1993-97	191
6. Sam Cassell	1991-93	153
7. Dean Schaffer	1984-86	151
8. Mickey Dillard	1977-81	136
9. Tharon Mayes	1988-90	132
10. Doug Edwards	1990-93	123

Seminole Basketball *Records*
BLOCKS

Game


Name	Opponent	Year	Blocks
1. Andre Reid	Bethune Cookman	1993-94	9
Corey Louis	Maryland	1994-95	9
3. Andre Reid	UNC-Greensboro	1993-94	8
4. Rodney Dobard	Auburn	1989-90	7
5. Rodney Dobard	UCLA	1992-93	6
Andre Reid	FAU	1992-93	6
Andre Reid	Texas Southern	1990-91	6
Tat Hunter	Southern Miss	1987-88	6
Rodney Dobard	USF	1990-91	6
Rodney Dobard	Louisville	1990-91	6
Rodney Dobard	Memphis State	1990-91	6
Randell Jackson	Marist	1996-97	6

Career

Name	Years	Blocks
1. Rodney Dobard	1989-93	240
2. Andre Reid	1990-95	161
3. Corey Louis	1994-Present	147
4. Doug Edwards	1990-93	121
5. Randy Allen	1984-87	103
6. Alton Lee Gipson	1983-85	102
7. Elvis Rolle	1979-81	89
8. Jerome Fitchett	1984-88	86
9. Randell Jackson	1995-Present	76
10. Murray Brown	1977-80	58
11. Tat Hunter	1986-89	53

Season

Name	Year	Blocks
1. Rodney Dobard	1992-93	111
2. Corey Louis	1994-95	74
3. Alton Lee Gipson	1983-84	55
4. Andre Reid	1993-94	54
5. Rodney Dobard	1990-91	47
Alton Lee Gipson	1984-85	47
Elvis Rolle	1980-81	47
8. Rodney Dobard	1991-92	46
Randell Jackson	1996-97	46
10. Doug Edwards	1992-93	44
11. Corey Louis	1995-96	43




Rodney Dobard holds Florida State career records for blocked shots and games played. He also owns FSU's single-season rejection mark.



GAMES PLAYED

Career

Name	Years	Games
1. Rodney Dobard	1989-93	122
2. Andre Reid	1990-95	121
3. Bob Sura	1991-95	119
4. Jerome Fitchett	1984-88	118
Chuck Graham	1989-94	118
6. George McCloud	1985-89	117
Tat Hunter	1985-89	117
8. Maurice Myrick	1981-85	116
Aubry Boyd	1987-91	116
10. Randy Allen	1984-87	115
Mickey Dillard	1976-80	115



Bob Sura (far left), Florida State's all-time leading scorer and the program's career leader in four categories, appeared in 119 games during his Seminole days. Mickey Dillard (left) played in 115 games during his Seminole career and ranks fourth on the school's all-time scoring list. Andre Reid (right) finished his career ranked second on FSU's all-time blocked shots and games played list.



TEAM RECORDS

Single Game Records

Most Points – Home

- 139, Baptist 72, 1976-77
- 134, Valdosta State 65, 1971-72
- 133, Central Florida 79, 1988-89
- 125, South Dakota 65, 1970-71
- 122, Samford 79, 1970-71
- 122, Clemson 80, 1969-70
- 122, Miami 93, 1967-68

Most Points – Away

- 123, Tampa 92, 1961-62
- 121, Pepperdine 83, 1969-70
- 116, Tampa 95, 1960-61
- 112, Miami 96, 1969-70
- 111, Miami 84, 1968-69

Most Points – Neutral

- 130, LSU 100, 1967-68
- 117, Southern Mississippi 84, 1970-71
- 112, Arkansas 105, 1988-89
- 108, Furman 96, 1956-57
- 108, Tulane 97, 1969-70

Most Points – Both Teams

- 230 – FSU 130, LSU 100, 1968-69
- 222 – FSU 108, Jacksonville 114, 1970-71
- 220 – FSU 114, Miami 106, 1970-71
- 219 – FSU 117, USM 102 1986-87

Winning Margin

- 69 – FSU 134, Valdosta 65, 1971-72
- 67 – FSU 139, Baptist 72, 1977-78
- 64 – FSU 121, Tampa 57, 1965-66
- 60 – FSU 125, South Dakota 64, 1970-71
- 58 – FSU 108, Georgia Tech 50, 1971-72

Fewest Points Allowed

- 21 vs. Mississippi College, 1948-49
- 24 vs. Mississippi College, 1949-50
- 27 vs. Troy State, 1949-50
- 34 vs. Samford, 1972-73
- 34 vs. Memphis State, 1978-79

Rebounds

- 84 vs. LSU, 1967-68
- 82 vs. Valdosta, 1970-71
- 72 vs. Valdosta, 1968-69
- 76 vs. Georgetown, 1969-70
- 76 vs. Wisconsin-Milwaukee, 1970-71

Most Fouls

- 36 vs. N.C. State, 1995-96
- 35 vs. Florida, 1964-65
- 34 vs. Memphis State, 1959-60
- 33 vs. Vanderbilt, 1986-87
- 32 vs. Alabama, 1964-65
- 32 vs. Florida, 1967-68
- 32 vs. Missouri, 1976-77
- 32 vs. San Diego State, 1982-83
- 32 vs. Iowa, 1987-88

Fewest Fouls

- 7 vs. Connecticut, 1972-73
- 8 vs. Southern Miss, 1990-91
- 9 vs. Stetson, 1971-72
- 9 vs. Louisville, 1984-85
- 9 vs. Radford, 1995-96
- 9 vs. Marist, 1996-97

Field Goals Attempted

- 115 vs. LSU, 1965-66
- 111 vs. Valdosta, 1968-69
- 110 vs. Valdosta, 1971-72
- 109 vs. Valdosta, 1970-71

Field Goals Made

- 56 vs. Baptist, 1976-77
- 55 vs. Valdosta, 1971-72
- 54 vs. South Dakota, 1970-71
- 54 vs. Samford, 1970-71
- 53 vs. Valdosta, 1968-69
- 53 vs. Central Florida, 1988-89

Free Throws Attempted

- 53 vs. Stetson, 1957-58
- 52 vs. Arkansas, 1988-89
- 52 vs. Cincinnati, 1988-89
- 49 vs. Miami, 1989-90
- 48 vs. Georgia, 1957-58
- 48 vs. FIU, 1987-88

Free Throws Made

- 42 vs. Cincinnati, 1988-89
- 39 vs. Florida Atlantic, 1993-94
- 38 vs. Stetson, 1956-57
- 37 vs. Marquette, 1980-81
- 36 vs. Georgia, 1957-58

Three-Point Attempts

- 34 vs. Maryland, 1994-95
- 32 vs. North Carolina, 1993-94
- 31 vs. North Carolina, 1993-94
- 30 vs. Temple, 1991-93
- 29 vs. North Carolina, 1991-92
- 29 vs. Georgia Tech, 1995-96

Three-Pointers Made

- 14 vs. Jacksonville, 1996-97
- 13 vs. LaSalle, 1988-89
- 13 vs. North Carolina, 1991-92
- 13 vs. NC State, 1991-95
- 12 vs. Iowa, 1987-88
- 12 vs. Clemson, 1992-93
- 12 vs. North Carolina, 1994-95
- 12 vs. Connecticut, 1996-97

Three-Point Percentage*

- .800 (8-10) vs. Memphis State, 1987-88
- .667 (8-12) vs. Miami, 1989-90
- .647 (11-17) vs. North Carolina, 1995-96
- .636 (7-11) vs. Jacksonville, 1988-89
- .636 (14-22) vs. Jacksonville, 1996-97
- .615 (8-13) vs. South Carolina, 1986-87

*Minimum 10 attempts

Season Records

Field Goals Attempted

- 2372 1971-72 (32 games)
- 2315 1992-93 (35 games)
- 2164 1954-55 (26 games)
- 2082 1970-71 (26 games)
- 2055 1973-74 (26 games)

Field Goals Made

- 1145 1992-93 (35 games)
- 1110 1971-72 (32 games)
- 999 1988-89 (30 games)
- 990 1970-71 (26 games)
- 986 1977-78 (29 games)

Free Throws Attempted

- 982 1954-55 (26 games)
- 809 1990-91 (32 games)
- 807 1992-93 (35 games)
- 800 1971-72 (32 games)
- 799 1956-57 (26 games)

Free Throws Made

- 707 1954-55 (26 games)
- 561 1971-72 (32 games)
- 560 1988-89 (30 games)
- 543 1956-57 (26 games)
- 543 1992-93 (35 games)

Rebounds

- 1608 1971-72 (32 games)
- 1451 1969-70 (26 games)
- 1422 1954-55 (26 games)
- 1388 1967-68 (27 games)
- 1388 1970-71 (26 games)

Rebounds Per Game

- 55.4 1969-70 (26 games)
- 54.6 1954-55 (26 games)
- 53.4 1970-71 (26 games)
- 52.2 1959-60 (25 games)
- 52.0 1958-59 (23 games)

Fewest Points Allowed

- 1427 1949-50 (25 games)
- 1567 1961-62 (23 games)
- 1595 1951-52 (23 games)
- 1678 1952-53 (22 games)
- 1680 1962-63 (25 games)

Fewest Points Per Game Allowed

- 57.1 1949-50 (25 games)
- 63.6 1950-51 (27 games)
- 66.8 1996-97 (32 games)
- 67.2 1962-63 (25 games)
- 67.8 1964-65 (26 games)
- 68.1 1961-62 (23 games)

Most Points Scored

- 3020 1992-93 (35 games)
- 2781 1971-72 (32 games)
- 2739 1988-89 (30 games)
- 2565 1991-92 (32 games)
- 2537 1990-91 (32 games)

Most Points Per Game

- 91.7 1969-70 (26 games)
- 91.5 1970-71 (26 games)
- 91.3 1988-89 (30 games)
- 90.3 1967-68 (27 games)

- 88.3 1954-55 (26 games)

Highest Point Margin

- 16.5 1969-70 (26 games)
- 15.5 1971-72 (32 games)
- 15.0 1975-76 (27 games)
- 11.9 1967-68 (27 games)
- 11.4 1974-75 (26 games)

Highest Field Goal Pct.

- .532 1979-80 (31 games)
- .529 1983-84 (31 games)
- .512 1961-62 (23 games)
- .510 1978-79 (29 games)
- .509 1985-86 (29 games)

Highest Free Throw Pct.

- .729 1967-68 (27 games)
- .727 1963-64 (28 games)
- .727 1988-89 (30 games)
- .719 1957-58 (25 games)
- .719 1982-83 (28 games)

Three-Point Attempts

- 588 1994-95 (27 games)
- 564 1992-93 (35 games)
- 558 1996-97 (32 games)
- 520 1993-94 (27 games)
- 506 1995-96 (27 games)
- 491 1991-92 (32 games)

Three-Pointers Made

- 211 1994-95 (27 games)
- 195 1996-97 (32 games)
- 187 1992-93 (35 games)
- 181 1988-89 (30 games)
- 178 1986-87 (30 games)
- 175 1995-96 (27 games)

Highest Three-Point Percentage

- .437 1987-88 (30 games)
- .416 1986-87 (30 games)
- .359 1994-95 (27 games)
- .349 1996-97 (32 games)
- .346 1991-92 (32 games)
- .346 1995-96 (27 games)

TEAM RECORDS

Miscellaneous Records

Single Game

Largest Winning Margin on the Road – 41 vs. Jacksonville (106-65), 1967-68
Largest Winning Margin at Home – 69 vs. Valdosta State (134-65), 1971-72
Most Points Scored in First Half – 70 vs. Pepperdine (121-83), 1969-70
Most Points Scored in Second Half – 78 vs. LSU (130-100), 1967-68
Fewest Points Allowed at Home – 21 vs. Mississippi College (53-21), 1948-49
Fewest Points Allowed on the Road – 34 vs. Samford (47-34), 1972-73
Fewest Points Allowed at a Neutral Site – 46 vs. Mercer (52-46), 1948-49
Most Points Allowed at Home – 109 vs. Arkansas (109-92), 1990-91
Most Points Allowed on the Road – 115 vs. North Carolina (115-80), 1965-66
Most Points Allowed at a Neutral Site – 110 vs. Beloit (110-88), 1954-55
Worst Defeat at Home – 24 vs. Wake Forest (90-66), 1993-94
Worst Defeat on the Road – 52 vs. West Virginia (103-51), 1957-58
Worst Defeat at a Neutral Site – 31 vs. Millikin (91-60), 1950-51
Fewest Points Scored at Home – 35 vs. Sewanee (43-35), 1948-49
Fewest Points Scored on the Road – 30 vs. Florida (50-30), 1966-67
Fewest Points Scored at a Neutral Site – 43 vs. Tennessee (65-43), 1964-65
Highest Field Goal Percentage – .727 vs. Minnesota (48-66), 1979-80
Highest Field Goal Percentage in a Half – .792 vs. Georgia Southern (19 of 24), 1974-75

Season

Most Games Played – 35, 1992-93
Fewest Games Played – 18, 1947-48
Most Victories – 27, 1971-72
Longest Winning Streak – 11, 1969-70
Longest Winning Streak at Home – 29, 1974-75
Longest Winning Streak on the Road – 7, 1949-51, 1954-55
Fewest Defeats – 3, 1969-70
Highest Winning Percentage – .885 (23-3), 1969-70
Most 100 Point Games – 11, 1988-89
Fewest Victories – 5, 1947-48 and 1951-52
Most Points Allowed Per Game – 81.9 (23 games), 1959-60
Longest Losing Streak – 13, 1947-48
Longest Losing Streak at Home – 4, 1956-57
Longest Losing Streak on the Road – 25, 1956-59
Fewest Points – 850 (18 games), 1947-48
Fewest Points Per Game – 47.2 (18 games), 1947-48
Most Points Allowed – 2422 (30 games), 1988-89; 2429 (32 games), 1990-91; 2788 (35 games), 1992-93
Lowest Winning Percentage – .200 (5-20), 1951-52
Highest Field Goal Percentage – .532 (964-1811), 1979-80
Highest Free Throw Percentage – .729 (526 of 722), 1967-68
Lowest Field Goal Percentage – .203, 1951-52
Lowest Free Throw Percentage – .586 (406 of 693), 1950-51
Fewest Personal Fouls – 383 (23 games), 1961-62
Most Personal Fouls – 637 (29 games), 1978-79

CIVIC CENTER RECORDS

Individual

Points – 40, Pee Wee Barber vs. Miami, 2/26/87
Points (Half) – 25, Randy Allen vs. St. Joseph's (Me.), 1/7/85
Points By Opponent – 38, Terry Dozier (South Carolina), 1/21/87
Field Goals – 16, Alton Lee Gipson vs. Tampa, 11/26/84
Field Goals By Opponent – 16, Dell Curry, (Virginia Tech), 2/24/86
Free Throws Attempted – 17, Chuck Graham vs. Jacksonville, 11/26/91; 17, Sam Cassell vs. Jacksonville, 11/26/91
Free Throws Attempted By Opponent – 16, Elliot Perry (Memphis State), 2/1/89
Free Throws Made – 16, Bob Sura vs. South Florida, 11/29/94
Free Throws Made By Opponent – 15, Elliot Perry (Memphis State), 2/1/89
Free Throw Percentage – 100% (14-14), Doug Edwards vs. Clemson, 2/8/92; 100% (8-8), Michael Johnson vs. Louisville, 1/30/82; 100% (11-11), Nick Bryant vs. Florida Atlantic, 12/1/93; (16-16) Bob Sura vs. South Florida, 11/29/94
Free Throw Percentage By Opponent – 100% (9-9), Ronnie Williams (Florida), 1/11/82
Rebounds – 21, Tat Hunter vs. Virginia Tech, 3/1/89; 21, Michael Polite vs. Texas Southern, 11/29/91
Rebounds By Opponent – 20, Mike Hackett (Jacksonville), 12/09/81
Assists – 16, Tony William vs. Jacksonville, 2/12/83
Assists By Opponent – 14, Kenny Siler (So. Miss.), 1/18/86

Team

Points – 133 vs. Central Florida, 11/25/88
Points By Opponent – 109, Arkansas, 1/21/91
Points (Half) – 68 vs. Louisville, 2/7/87
Fewest Points – 52 vs. Tulane, 2/20/84

Fewest Points By Opponent – 41, Florida International, 11/25/94
Fewest Points (Half) – 19 vs. South Florida, 1/9/85
Fewest Points By Opponent (Half) – 13, Florida International, 11/25/94
Combined Score – 219, Florida State 117, Southern Miss., 102, 2/28/87
Personal Fouls – 27 vs. South Carolina, 2/16/87; vs. Jacksonville, 1/8/90
Personal Fouls By Opponents – 33, Jacksonville, 11/26/92
Lowest Combined Personal Fouls – 25 vs. Georgia Tech, 2/15/92; vs. Georgia Tech, 3/2/94
Fewest Personal Fouls – 8 vs. Southern Miss, 2/26/91
Fewest Personal Fouls By Opponent – 9 vs. Tulane, 2/20/84
Field Goal Percentage – 71.9 vs. UNC Asheville, 1/2/92
Field Goal Percentage By Opponent – 64.0 vs. Southern Miss., 1/18/86
Field Goals – 53 vs. Central Florida, 11/25/88
Field Goals By Opponent – 43, Southern Miss., 1/18/86
Free Throws Attempted – 52 vs. Cincinnati, 1/21/89
Free Throws Attempted By Opponent – 40, Jacksonville, 1/8/90
Fewest Free Throws Attempted – 4 vs. Auburn, 12/05/83
Fewest Free Throws Attempted By Opponent – 6, Tulane, 2/20/84; 6, Radford, 12/20/95
Free Throws – 42 vs. Cincinnati, 1/21/89
Free Throws By Opponent – 27, South Carolina, 3/2/85
Fewest Free Throws – 4 vs. South Carolina, 3/1/86
Fewest Free Throws By Opponent – 3, Georgia Tech, 2/15/92
Free Throws Missed – 21 vs. Jacksonville, 12/2/95
Free Throws Missed By Opponent – 13, Jacksonville, 12/09/81; Louisville, 1/7/87; Howard, 11/27/95; Florida Atlantic, 12/2/96
Fewest Free Throws Missed – 0 (6-6) vs. Alabama, 12/6/86
Fewest Free Throws Missed By Opponent – 0 (6-6), Radford, 12/20/95
Rebounds – 65 vs. Texas Southern, 11/27/90
Rebounds By Opponents – 47 vs. Louisville, 2/16/89
Home Attendance – 137,863 (15 games), 1992-93
Home Average Attendance – 9,191 (15 games), 1992-93
Largest Crowd – 13,610 vs. Duke, 1/30/92
Winning Streak – 11, 1986-87, 1987-88

TOURNAMENT HISTORY

	App.	Games	Won	Lost	Pct.	Championships	Second
All Tournaments	93	198	108	90	.546	13	25
In-Season Tournaments	52	114	63	51	.553	10	17
Postseason Tournaments	41	84	45	39	.536	3	8
NAIB Dist. 25	3	6	5	1	.833	2	2
NAIB Nationals	2	5	3	2	.600	0	0
NCAA	9	20	11	9	.550	0	1
NIT	3	9	6	3	.667	0	1
Dixie Conference	3	7	3	4	.429	0	1
Metro Conference	15	30	16	14	.533	1	4
Atlantic Coast Conference	6	7	1	6	.143	0	0

Championships

NAIB District 25 – 1950-51
 NAIB District 25 – 1954-55
 Savannah Invitational – 1962-63
 Civitan Classic – 1968-69
 Gator Bowl – 1969-70
 Civitan Classic – 1971-72
 Far West Classic – 1971-72
 Senior Bowl – 1971-72
 NCAA Mideast – 1971-72
 Big Sun – 1973-74
 Big Sun – 1977-78
 Birmingham Classic – 1977-78
 Cotton States Classic – 1980-81
 Red Lobster Classic – 1986-87
 Metro Conference – 1990-91

Appearances

1948-49 Dixie Conference (1-2, Fourth)
 1949-50 Dixie Conference (1-1, Third)
 1950-51 Dixie Conference (1-1, Second)
 1950-51 NAIB District 25 (2-0, Champ.)
 1950-51 NAIB Nationals (2-1, Quarterfinals)
 1951-52 Gator Bowl (0-3, Round Robin)
 1951-52 NAIB District 25 (1-1, Second)
 1952-53 NAIB District 25 (1-1, Second)
 1954-55 Gator Bowl (1-1, Third)
 1954-55 NAIB District 25 (2-0, Champ.)
 1954-55 NAIB Nationals (1-1, Second Round)
 1955-56 Carousel Tournament (1-2, Sixth)
 1955-56 Orange Bowl (1-2, Seventh)
 1956-57 Senior Bowl (1-1, Third)
 1957-58 Senior Bowl (1-1, Third)
 1958-59 Citadel Invitational (0-2, Fourth)
 1959-60 Gator Bowl (1-1, Second)
 1960-61 Gator Bowl (0-1)


1962-63 Savannah Invitational (3-0, Champ.)
 1963-64 Gator Bowl (1-1, Third)
 1964-65 Vanderbilt Invitational (1-1, Third)
 1964-65 All College Tournament (1-2, Seventh)
 1965-66 Tampa Invitational (1-1, Second)
 1967-68 Milwaukee Classic (1-1, Third)
 1967-68 Evansville Tournament (1-1, Second)
 1967-68 **NCAA Mideast (0-1)**
 1968-69 Civitan Classic (2-0, Champ.)
 1969-70 Gator Bowl (2-0, Champ.)
 1970-71 Civitan Classic (1-1, Second)
 1970-71 Sun Bowl (0-2)
 1971-72 Civitan Classic (2-0, Champ.)
 1971-72 Far West Classic (3-0, Champ.)
 1971-72 Senior Bowl (2-0, Champ.)
 1971-72 **NCAA Mideast (3-0, Champ.)**
 1971-72 **NCAA Championship (1-1, Second)**
 1972-73 Marshall Memorial Classic (1-1, Third)
 1972-73 Dayton Invitational (1-1, Third)
 1972-73 All College (2-1, Third)
 1973-74 Steel Bowl (1-1, Second)
 1973-74 Mercer Bear Classic (1-1, Third)
 1973-74 Bluebonnet Classic (1-1, Second)
 1973-74 Big Sun (2-0, First)
 1974-75 Louisville Holiday (1-1, Second)
 1975-76 Big Sun (1-1, Second)
 1975-76 Far West Classic (1-2, Seventh)
 1976-77 IPTAY Tournament (1-1, Second)
 1976-77 Cable Car Classic (1-1, Second)
 1976-77 Vermont Classic (1-1, Third)
 1976-77 Metro Tournament (0-1)
 1977-78 Big Sun (2-0, First)
 1977-78 Birmingham Classic (2-0, First)
 1977-78 Pillsbury Classic (1-1, Second)
 1977-78 Metro Tournament (1-1, Second)
 1977-78 **NCAA Mideast (0-1)**
 1978-79 Metro Tournament (2-1, Second)
 1978-79 Dayton Tournament (1-1, Second)
 1978-79 Old Dominion Classic (1-1, Second)
 1979-80 Metro Tournament (2-1, Second)

1979-80 **NCAA Tournament (1-1)**
 1980-81 Cotton States Classic (2-0, First)
 1980-81 Metro Tournament (1-1, Fourth)
 1981-82 Florida Four (1-1, Second)
 1981-82 Dayton Tournament (1-1, Second)
 1981-82 Metro Tournament (1-1, Third)
 1982-83 Florida Four (1-1, Third)
 1982-83 Cabrillo Classic (1-1, Third)
 1982-83 Metro Tournament (0-1)
 1983-84 Metro Tournament (1-1)
 1983-84 **National Invitational Tournament (1-1)**
 1984-85 Metro Tournament (2-1, Second)
 1985-86 Metro Tournament (1-1)
 1986-87 Red Lobster Classic (2-0, Champs.)
 1986-87 Metro Tournament (0-1)
 1986-87 **National Invitational Tournament (1-1)**
 1987-88 Red Lobster Classic (1-1)
 1987-88 Metro Tournament (1-1)
 1987-88 **NCAA Tournament (0-1)**
 1988-89 Red Lobster Classic (1-1, Second)
 1988-89 Metro Tournament (1-1)
 1988-89 **NCAA Tournament (0-1)**
 1989-90 Alaska Shootout (1-2)
 1989-90 ECAC Holiday Festival (1-1)
 1989-90 Metro Tournament (0-1)
 1990-91 Metro Tournament (3-0, Champ.)
 1990-91 **NCAA Tournament (1-1)**
 1991-92 ACC Tournament (1-1)
 1991-92 **NCAA Tournament (2-1)**
 (Sweet 16: 0-1)
 1992-93 Pre-Season NIT (2-2)
 1992-93 ACC Tournament (0-1)
 1992-93 **NCAA Tournament (3-1)**
 (Sweet 16: 1-1)
 1993-94 ACC Tournament (0-1)
 1994-95 ACC Tournament (0-1)
 1995-96 ACC Tournament (0-1)
 1996-97 ACC Tournament (0-1)
 1996-97 **National Invitational Tournament (4-1)**

NCAA TOURNAMENT HISTORY

NCAA Results

Year	Score	W/L	Opponent	Regional
1967-68	69-79	L	East Tennessee State	Mid-east
1971-72	83-81	W	Eastern Kentucky	Mid-east
	70-56	W	Minnesota	Mid-east
	73-54	W	Kentucky	Mid-east
	79-75	W	North Carolina	Final Four
	76-81	L	UCLA	National Championship Game
1977-78	76-85	L	Kentucky	Mid-east
1979-80	94-91	W	Toledo	
	78-97	L	Kentucky	
1987-88	98-102	L	Iowa	West Regional
1988-89	83-97	L	Middle Tenn. State	Midwest
1990-91	75-72	W	Southern California	Midwest
	60-82	L	Indiana	Midwest
1991-92	78-68	W	Montana	West Regional
	78-68	W	Georgetown	West Regional
	74-85	L	Indiana	Sweet 16
1992-93	82-70	W	Evansville	Southeast Regional
	94-63	W	Tulane	Southeast Regional
	81-78	W	W. Kentucky	Sweet 16
	81-106	L	Kentucky	South Regional Final



Florida State advanced to within a game of the Final Four in 1995. The Seminoles lost to Kentucky in the Southeast Region Championship game.

ACC Results

1992	Charlotte Coliseum, Charlotte, NC Florida State 93, N.C. State 80 North Carolina 80, Florida State 76	(Quarterfinals) (Semifinals)	1995	Greensboro Coliseum, Greensboro, NC Maryland 71, Florida State 64	(Quarterfinals)
1993	Charlotte Coliseum, Charlotte, NC Clemson 87, Florida State 75	(Quarterfinals)	1996	Greensboro Coliseum, Greensboro, NC N.C. State 80, Florida State 65	(First Round)
1994	Charlotte Coliseum, Charlotte, NC North Carolina 83, Florida State 69	(Quarterfinals)	1997	Greensboro Coliseum, Greensboro, NC Wake Forest 66, Florida State 65	(Quarterfinals)

Metro Results

1977	Mid-South Coliseum, Memphis, TN Georgia Tech 72, Florida State 67	(First Round)	1984	Mid-South Coliseum, Memphis, TN Florida State 72, South Carolina 65 Memphis State 65, Florida State 63	(First Round) (Semifinals)
1978	Riverfront Coliseum, Cincinnati, OH Florida State 71, Georgia Tech 69 Louisville 94, Florida State 93	(Semifinals) (Championship)	1985	Freedom Hall, Louisville, KY Florida State 97, Virginia Tech 93 Florida State 75, Cincinnati 65 Memphis State 90, Florida State 86 (OT)	(First Round) (Semifinals) (Championship)
1979	Mid-South Coliseum, Memphis, TN Florida State 101, Tulane 92 Florida State 35, Memphis State 34 Virginia Tech 68, Florida State 60	(First Round) (Semifinals) (Championship)	1986	Freedom Hall, Louisville, KY Florida State 77, Virginia Tech 76 Memphis State 73, Florida State 71	(First Round) (Semifinals)
1980	Freedom Hall, Louisville, KY Florida State 85, Tulane 73 Florida State 79, Cincinnati 69 Louisville 81, Florida State 72	(First Round) (Semifinals) (Championship)	1987	Freedom Hall, Louisville, KY South Carolina 86, Florida State 85	(First Round)
1981	Freedom Hall, Louisville, KY Florida State 84, St. Louis 77 Cincinnati 58, Florida State 57	(First Round) (Semifinals)	1988	Mid-South Coliseum, Memphis, TN Florida State 84, Cincinnati 74 Memphis State 81, Florida State 74	(First Round) (Semifinals)
1982	Mid-South Coliseum, Memphis, TN Florida State 54, Tulane 49 Louisville 97, Florida State 73	(First Round) (Semifinals)	1989	Florida State 80, South Carolina 63 Louisville 87, Florida State 80	(Semifinals) (Championship)
1983	Riverfront Coliseum, Cincinnati, OH Memphis State 84, Florida State 74	(Semifinals)	1990	Gulf Coast Coliseum, Biloxi, MS Cincinnati 65, Florida State 64 (OT)	(First Round)
			1991	Roanoke Civic Center, Roanoke, VA Florida State 65, South Carolina 55 Florida State 91, Virginia Tech 71 Florida State 76, Louisville 69	(First Round) (Semifinals) (Championship)

SERIES RECORDS

Date	Site	W/L	Score
Air Force (0-1) H-0-0; A-0-0; N-0-1			
Dec. 26, 1963	N	L	53-78
Alabama (7-8) H-4-1; A-2-5; N-1-2			
Dec. 14, 1959	A	W	86-74
Jan. 31, 1961	H	W	68-57
Jan. 31, 1962	A	L	57-72
Dec. 10, 1962	H	W	72-53
Dec. 28, 1962	N	W	49-48
Jan. 28, 1963	N	W	63-61
Dec. 9, 1963	A	L	53-62
Jan. 29, 1964	H	W	95-77
Dec. 7, 1964	A	L	73-76
Jan. 30, 1965	H	L	66-75
Dec. 28, 1966	A	L	79-80
Dec. 22, 1972	N	L	68-74
Dec. 20, 1975	N	L	72-76
Dec. 16, 1985	A	L	89-100
Dec. 6, 1986	H	W	72-71
Alabama-Birmingham (2-0) H-1-0; A-1-0; N-0-0			
Dec. 30, 1978	A	W	85-66
Feb. 20, 1980	H	W	89-87
Alabama State (3-0) H-3-0; A-0-0; N-0-0			
Feb. 24, 1988	H	W	108-90
Feb. 13, 1991	H	W	113-88
Feb. 19, 1997	H	W	94-49
Alaska-Anchorage (1-0) H-0-0; A-0-0; N-1-0			
Nov. 25, 1989	N	W	75-74
Alcorn State (1-0) H-0-0; A-0-0; N-1-0			
Dec. 29, 1986	N	W	84-62
Arizona (2-1) H-1-0; A-1-1; N-0-0			
Jan. 5, 1970	A	W	87-78
Dec. 31, 1970	H	W	95-85
Dec. 6, 1994	A	L	78-96
Arkansas (1-1) H-0-1; A-0-0; N-1-0			
Jan. 18, 1989	N	W	112-105
Jan. 21, 1991	H	L	92-109
Arkansas-Little Rock (1-0) H-1-0; A-0-0; N-0-0			
Dec. 22, 1992	H	W	95-64
Arkansas State (1-1) H-1-0; A-0-1; N-0-0			
Feb. 4, 1953	A	L	77-88
Feb. 20, 1954	N	W	78-68
Army (1-2) H-0-1; A-0-0; N-1-1			
Feb. 7, 1957	H	L	62-71
Dec. 29, 1969	N	W	86-51
Dec. 29, 1976	N	L	71-72
Auburn (6-19) H-4-7; A-2-7; N-0-5			
Dec. 17, 1958	A	L	74-95
Dec. 29, 1958	H	L	62-69
Dec. 12, 1959	A	L	58-62
Dec. 28, 1959	H	L	63-76
Dec. 10, 1960	A	L	57-74
Jan. 17, 1961	N	L	67-74
Dec. 9, 1961	A	W	56-52
Dec. 30, 1961	H	L	57-62
Dec. 8, 1962	A	L	47-65
Dec. 21, 1962	H	L	70-77
Dec. 7, 1963	H	W	69-67
Jan. 28, 1964	A	L	59-63
Dec. 5, 1964	A	L	68-92
Jan. 25, 1965	H	W	58-55
Dec. 21, 1965	N	L	58-59
Dec. 27, 1965	N	L	64-80
Dec. 27, 1966	N	L	59-67

Date	Site	W/L	Score
Dec. 4, 1978	A	W	71-70
Feb. 4, 1980	H	W	73-69
Dec. 17, 1980	N	L	74-78
Dec. 19, 1981	H	L	76-77
Dec. 1, 1982	A	L	68-78
Dec. 5, 1983	H	L	69-76
Dec. 3, 1989	H	W	82-78
Dec. 15, 1990	H	L	96-99
Austin Peay (1-0) H-1-0; A-0-0; N-0-0			
Dec. 4, 1976	H	W	97-87
Baptist College (4-0) H-4-0; A-0-0; N-0-0			
Jan. 14, 1976	H	W	107-54
Feb. 5, 1977	H	W	139-72
Jan. 10, 1981	H	W	87-60
Jan. 18, 1984	H	W	92-75
Baylor (2-0) H-0-0; A-0-0; N-2-0			
Dec. 19, 1964	N	W	84-62
Dec. 16, 1972	N	W	85-67
Beloit (0-1) H-0-0; A-0-0; N-0-1			
Mar. 9, 1955	N	L	88-110
Bethune-Cookman (1-0) H-1-0; A-0-0; N-0-0			
Dec. 5, 1993	H	W	80-70
Birmingham Southern (0-2) H-0-1; A-0-1; N-0-0			
Feb. 23, 1949	H	L	44-50
Jan. 21, 1950	A	L	45-55
Biscayne (6-0) H-3-0; A-3-0; N-0-0			
Dec. 3, 1970	H	W	106-70
Feb. 28, 1972	A	W	94-66
Dec. 9, 1972	H	W	97-62
Dec. 3, 1973	H	W	109-71
Jan. 11, 1975	A	W	88-59
Jan. 20, 1975	A	W	95-85
Boston University (1-0) H-0-0; A-0-0; N-1-0			
Dec. 20, 1955	N	W	86-52
Bradley (0-1) H-0-0; A-0-1; N-0-0			
Dec. 8, 1956	A	L	66-90
Brigham Young (0-1) H-0-0; A-0-0; N-0-0			
Jan. 28, 1972	N	L	77-80
Bucknell.....(1-0) H-1-0; A-0-0; N-0-0			
Dec. 28, 1987	H	W	87-58
Butler (1-0) H-1-0; A-0-0; N-0-0			
Dec. 30, 1996	H	W	87-68
California-Irvine (1-0) H-1-0; A-0-0; N-0-0			
Jan. 30, 1971	H	W	82-69
California (PA) (1-0) H-1-0; A-0-0; N-0-0			
Jan. 9, 1986	H	W	113-75
California-Santa Barbara (1-0) H-1-0; A-0-0; N-0-0			
Jan. 18, 1965	H	W	62-61
California State-Bakersfield (1-0) H-1-0; A-0-0; N-0-0			
Dec. 18, 1973	H	W	96-66
Canisus (1-1) H-1-0; A-0-1; N-0-0			
Feb. 6, 1974	H	W	91-74
Jan. 25, 1975	A	L	75-81

Date	Site	W/L	Score
Centenary (2-3) H-2-0; A-0-3; N-0-0			
Mar. 1, 1957	A	L	74-92
Feb. 2, 1959	A	L	63-87
Jan. 7, 1960	H	W	81-71
Feb. 11, 1963	H	W	82-68
Feb. 8, 1964	A	L	72-79
Central (MO) (0-2) H-0-1; A-0-1; N-0-0			
Dec. 19, 1949	A	L	50-62
Dec. 15, 1952	H	L	59-62
Central Florida (8-0) H-8-0; A-0-0; N-2-0			
Nov. 28, 1980	H	W	57-41
Nov. 26, 1983	H	W	95-56
Jan. 6, 1986	H	W	76-58
Jan. 26, 1987	H	W	76-57
Dec. 29, 1987	N	W	101-67
Jan. 28, 1988	H	W	93-69
Nov. 25, 1989	H	W	133-79
Dec. 28, 1989	N	W	97-64
Charleston (2-0) H-1-0; A-1-0; N-0-0			
Dec. 15, 1949	H	W	72-37
Dec. 9, 1950	A	W	74-54
Chattanooga (2-0) H-1-0; A-1-0; N-0-0			
Jan. 3, 1963	A	W	72-55
Feb. 1, 1975	H	W	111-70
Cincinnati (22-14) H-12-3; A-7-9; N-3-2			
Mar. 4, 1972	A	L	64-88
Jan. 13, 1973	H	W	78-74
Feb. 10, 1973	A	L	62-89
Dec. 27, 1977	A	L	75-77
Jan. 17, 1978	H	W	76-66
Jan. 27, 1979	A	W	80-77
Feb. 17, 1979	H	W	76-71
Feb. 2, 1980	A	W	54-52
Feb. 9, 1980	H	W	77-74
Feb. 29, 1980	N	W	79-69
Jan. 5, 1981	A	W	79-77
Feb. 14, 1981	H	L	79-80
Mar. 6, 1981	N	L	57-58
Feb. 20, 1982	A	L	83-84
Feb. 27, 1982	H	L	71-73
Jan. 22, 1983	H	W	86-78
Feb. 6, 1983	A	L	48-63
Jan. 14, 1984	H	W	71-57
Feb. 29, 1984	A	W	85-64
Jan. 2, 1985	A	W	63-62
Feb. 27, 1985	H	W	86-60
Mar. 8, 1985	N	W	76-65
Jan. 11, 1986	H	W	76-73
Feb. 15, 1986	A	L	72-78
Jan. 17, 1987	A	L	67-69
Feb. 2, 1987	H	W	77-75
Jan. 23, 1988	A	W	74-71
Feb. 6, 1988	H	W	101-68
Mar. 11, 1988	N	W	84-74
Jan. 21, 1989	H	W	95-80
Feb. 4, 1989	A	W	66-65
Jan. 11, 1990	H	L	69-72
Feb. 8, 1990	A	L	62-82
Mar. 8, 1990	N	L	64-65
Jan. 10, 1991	H	W	72-67
Feb. 7, 1991	A	L	67-76
Citadel (4-4) H-2-1; A-2-2; N-0-0			
Jan. 1, 1958	N	L	57-59
Jan. 5, 1960	H	L	74-76
Feb. 15, 1960	A	L	60-100
Feb. 6, 1961	H	W	83-77
Feb. 18, 1961	A	L	66-79
Dec. 19, 1966	A	W	83-67
Jan. 2, 1968	A	W	96-75
Feb. 7, 1968	H	W	93-50

Date	Site	W/L	Score
Clemson (14-10) H-7-2; A-6-5; N-1-3			
Dec. 28, 1951	N	L	56-62
Dec. 19, 1955	N	L	76-94
Dec. 18, 1959	A	L	64-68
Dec. 12, 1960	H	W	74-57
Dec. 19, 1960	A	W	65-64
Dec. 14, 1961	H	L	77-82
Jan. 8, 1962	A	L	69-75
Feb. 7, 1969	A	W	70-67
Jan. 22, 1970	H	W	122-80
Dec. 7, 1973	N	W	65-58
Nov. 27, 1976	A	L	92-108
Feb. 8, 1992	H	W	102-90
Feb. 18, 1992	A	L	67-68
Jan. 20, 1993	A	W	89-71
Feb. 20, 1993	H	W	102-92
Mar. 12, 1993	N	L	75-87
Jan. 19, 1994	H	W	60-57
Feb. 19, 1994	A	W	79-71
Jan. 18, 1995	A	W	67-66
Feb. 18, 1995	H	W	62-57
Jan. 17, 1996	H	W	75-82
Feb. 17, 1996	A	L	59-87
Jan. 11, 1997	H	L	70-76
Feb. 23, 1997	A	W	67-65
Cleveland State (1-0) H-1-0; A-0-0; N-0-0			
Feb. 18, 1980	H	W	86-83
Colorado State (1-0) H-0-0; A-0-0; N-1-0			
Dec. 28, 1975	N	W	84-54
Connecticut (3-2) H-1-1; A-1-0; N-1-1			
Jan. 6, 1973	H	W	91-55
Nov. 26, 1989	N	L	60-63
Feb. 6, 1993	A	W	86-74
Dec. 12, 1995	H	L	61-79
Mar. 25, 1997	N	W	71-65
Connecticut St. Teachers (1-0) H-1-0; A-0-0; N-0-0			
Dec. 14, 1950	H	W	76-68
Creighton (0-1) H-0-0; A-0-0; N-0-1			
Dec. 29, 1964	N	L	77-85
Culver-Stockton (0-1) H-0-1; A-0-0; N-0-0			
Dec. 8, 1951	H	L	56-59
Dayton (3-3) H-1-1; A-2-3; N-0-0			
Feb. 15, 1969	N	W	79-71
Feb. 7, 1970	A	W	82-76
Mar. 6, 1976	A	L	81-95
Feb. 18, 1977	A	W	76-71
Dec. 22, 1978	A	L	80-97
Dec. 30, 1981	A	L	79-93
David Lipscomb (1-1) H-1-0; A-0-1; N-0-0			
Feb. 10, 1950	H	W	57-53
Jan. 5, 1951	A	L	73-88
Denver (1-0) H-0-0; A-0-0; N-1-0			
Jan. 3, 1972	N	W	68-70
Detroit (1-0) H-1-0; A-0-0; N-0-0			
Dec. 29, 1994	H	W	84-83
DePaul (1-2) H-0-0; A-0-0; N-1-2			
Dec. 28, 1964	N	L	44-52
Feb. 23, 1992	N	L	75-85
Dec. 9, 1995	N	W	65-80
Drury (0-1) H-0-0; A-0-1; N-0-0			
Dec. 20, 1949	A	L	52-59

(continued on page 122)

SERIES RECORDS

Date Site W/L Score

(Continued from page 121)

Duke (2-11)

H-2-4; A-0-7; N-0-0

Jan. 3, 1954	A	L	75-97
Jan. 6, 1992	A	L	70-86
Jan. 30, 1992	H	L	62-72
Jan. 24, 1993	H	W	89-88
Feb. 24, 1993	A	L	75-98
Jan. 22, 1994	A	L	79-106
Feb. 23, 1994	H	W	72-84
Jan. 21, 1995	H	W	78-75
Feb. 22, 1995	A	L	67-72
Jan. 20, 1996	A	L	65-85
Feb. 22, 1996	H	L	87-93
Dec. 5, 1996	A	L	66-72
Feb. 15, 1997	H	L	79-89

Duquesne (2-2)

H-1-0; A-0-2; N-1-0

Dec. 1, 1956	A	L	54-80
Feb. 4, 1965	N	W	62-58
Dec. 29, 1991	H	W	88-73
Dec. 15, 1992	A	L	84-91

East Carolina (1-0)

H-1-0; A-0-0; N-0-0

Feb. 3, 1968	H	W	110-100
--------------	---	---	---------

East Tennessee State (1-3)

H-1-1; A-0-2; N-0-0

Dec. 3, 1955	A	L	54-80
Dec. 15, 1956	H	L	59-65
Mar. 9, 1968	A	L	69-79
Jan. 8, 1972	H	W	106-83

Eastern Kentucky (6-1)

H-2-0; A-2-1; N-2-0

Dec. 17, 1966	A	L	59-81
Dec. 4, 1971	H	W	96-83
Mar. 11, 1972	N	W	83-81
Dec. 4, 1974	N	W	87-70
Dec. 10, 1973	A	W	93-60
Jan. 4, 1975	H	W	107-75
Dec. 6, 1975	A	W	65-59

Eckerd (1-0)

H-1-0; A-0-0; N-0-0

Nov. 27, 1978	H	W	116-71
---------------	---	---	--------

Erskine (1-1)

H-1-0; A-0-1; N-0-0

Feb. 5, 1948	A	L	45-47
Feb. 28, 1948	H	W	49-48

Evansville (1-1)

H-0-0; A-0-1; N-1-0

Dec. 30, 1967	A	L	67-76
Mar. 18, 1993	N	W	82-70

Fairleigh Dickinson (2-0)

H-2-0; A-0-0; N-0-0

Feb. 26, 1974	H	W	86-58
Jan. 11, 1978	H	W	85-43

Florida (17-31)

H-6-11; A-5-14; N-6-6

Dec. 29, 1951	N	L	51-61
Dec. 27, 1954	N	L	79-82
Dec. 10, 1956	N	L	65-67
Dec. 11, 1957	A	L	70-71
Dec. 13, 1958	H	W	82-60
Dec. 5, 1959	A	L	71-81
Dec. 14, 1960	H	L	67-74
Feb. 22, 1961	A	L	74-75
Dec. 7, 1961	A	W	85-71
Feb. 21, 1962	A	W	79-56
Dec. 6, 1962	H	L	59-80
Jan. 23, 1963	A	L	50-52
Dec. 3, 1963	H	L	55-78
Jan. 23, 1964	A	L	50-52
Dec. 9, 1964	H	W	51-50
Feb. 23, 1965	A	L	65-77
Dec. 8, 1965	A	L	62-75
Jan. 18, 1966	H	L	65-74
Dec. 7, 1966	A	L	30-50

Date Site W/L Score

Feb. 22, 1967	H	L	75-90
Dec. 7, 1967	H	L	87-95
Feb. 21, 1968	A	L	64-89
Dec. 30, 1969	N	W	88-63
Dec. 9, 1978	N	W	68-61
Dec. 8, 1979	N	W	87-70
Dec. 13, 1980	N	L	74-81
Jan. 26, 1981	A	W	82-71
Dec. 12, 1981	N	L	65-81
Jan. 11, 1982	H	W	82-67
Dec. 19, 1982	H	L	63-84
Dec. 2, 1983	A	W	67-60
Dec. 23, 1983	H	W	87-64
Nov. 30, 1984	H	L	65-68
Feb. 4, 1985	A	L	79-86
Nov. 29, 1985	A	L	66-85
Nov. 28, 1986	H	W	80-76
Dec. 12, 1987	A	L	48-71
Dec. 3, 1988	H	W	104-86
Dec. 1, 1989	A	L	69-82
Nov. 30, 1990	H	L	68-85
Jan. 27, 1992	A	W	68-67
Jan. 2, 1993	H	L	86-89
Dec. 18, 1993	N	W	69-59
Feb. 21, 1994	A	L	61-72
Dec. 17, 1994	N	L	65-71
Feb. 20, 1995	H	L	62-75
Dec. 16, 1995	N	W	74-52
Dec. 21, 1996	N	W	79-65

Florida A&M (5-0)

H-5-0; A-0-0; N-0-0

Nov. 30, 1979	H	W	101-63
Feb. 21, 1981	H	W	92-79
Nov. 29, 1981	H	W	81-67
Dec. 6, 1982	H	W	81-79
Dec. 7, 1991	H	W	2-

Florida Atlantic (3-0)

H-3-0; A-0-0; N-0-0

Dec. 1, 1993	H	W	110-59
Dec. 3, 1994	H	W	101-63
Dec. 2, 1996	H	W	93-56

Florida Institute Technology (1-0)

H-1-0; A-0-0; N-0-0

Dec. 14, 1985	H	W	122-83
---------------	---	---	--------

Florida International(7-0)

H-6-0; A-1-0; N-0-0

Dec. 10, 1983	H	W	94-75
Dec. 3, 1984	H	W	97-43
Dec. 2, 1987	H	W	121-75
Nov. 27, 1988	H	W	100-75
Dec. 29, 1990	A	W	92-73
Nov. 25, 1994	H	W	88-41
Nov. 28, 1995	H	W	92-44

Florida Presbyterian (1-0)

H-0-0; A-1-0; N-0-0

Dec. 2, 1967	A	W	90-66
--------------	---	---	-------

Florida Southern (22-8)

H-13-1; A-9-6; N-0-1

Feb. 13, 1948	A	L	41-47
Feb. 21, 1948	H	W	55-48
Dec. 10, 1948	H	W	46-38
Dec. 11, 1948	H	W	53-45
Jan. 13, 1950	A	L	65-71
Jan. 14, 1950	A	L	48-59
Feb. 27, 1950	N	L	56-68
Dec. 16, 1950	A	W	86-55
Jan. 13, 1951	H	W	44-41
Jan. 16, 1952	A	L	51-54
Jan. 23, 1952	H	W	72-53
Jan. 13, 1953	A	L	71-89
Feb. 13, 1953	A	W	79-77
Jan. 13, 1954	A	W	98-80
Jan. 21, 1954	H	W	99-71
Jan. 7, 1955	A	W	73-69
Feb. 7, 1955	H	W	84-63
Feb. 13, 1956	H	W	92-73
Feb. 18, 1956	A	W	85-81

Date Site W/L Score

Feb. 5, 1957	A	L	63-78
Feb. 11, 1957	H	L	67-73
Feb. 24, 1966	H	W	99-54
Feb. 18, 1967	A	W	84-76
Feb. 10, 1968	H	W	104-82
Feb. 27, 1969	A	W	84-79
Feb. 10, 1970	H	W	99-74
Feb. 25, 1971	A	W	74-66
Jan. 29, 1972	H	W	84-63
Dec. 18, 1978	H	W	106-75
Feb. 11, 1980	A	W	85-78

Furman (7-2)

H-4-0; A-2-2; 1-0

Jan. 3, 1957	N	W	108-96
Dec. 14, 1957	A	L	89-95
Dec. 6, 1958	H	W	73-72
Feb. 13, 1960	A	W	105-98
Feb. 20, 1961	H	W	99-57
Jan. 6, 1962	A	L	64-67
Feb. 6, 1964	H	W	57-48
Dec. 30, 1983	H	W	93-91
Dec. 29, 1984	A	W	97-75

Georgetown (3-0)

H-2-0; A-0-0; N-1-0

Dec. 20, 1969	H	W	98-65
Jan. 8, 1973	H	W	101-70
Mar. 21, 1992	N	W	78-68

George Washington (2-0)

H-0-0; A-2-0; N-0-0

Dec. 29, 1967	A	W	94-69
Jan. 25, 1979	A	W	71-68

Georgia (19-12)

H-9-3; A-6-5; N-4-4

Jan. 17, 1948	A	L	46-65
Feb. 12, 1948	H	L	42-44
Dec. 27, 1951	N	L	50-79
Dec. 28, 1954	N	W	97-87
Jan. 15, 1955	H	W	90-81
Jan. 14, 1955	A	W	88-79
Jan. 13, 1956	A	W	79-76
Mar. 5, 1956	H	W	80-75
Jan. 1, 1957	H	L	68-72
Jan. 21, 1957	A	W	86-63
Jan. 2, 1958	N	W	92-80
Mar. 3, 1958	H	W	85-77
Dec. 20, 1958	N	L	72-83
Jan. 18, 1959	A	L	91-94
Dec. 30, 1959	N	L	66-69
Feb. 29, 1960	H	W	95-82
Dec. 28, 1960	N	L	56-62
Feb. 16, 1961	A	W	77-68
Feb. 15, 1962	A	W	71-62
Mar. 2, 1962	H	W	101-69
Dec. 27, 1962	N	W	77-69
Jan. 14, 1963	H	W	88-54
Jan. 17, 1963	A	L	76-90
Jan. 18, 1964	H	W	64-63
Mar. 3, 1964	A	L	70-85
Jan. 7, 1965	A	W	64-55
Mar. 6, 1965	H	W	85-83
Jan. 3, 1966	A	L	57-63
Mar. 5, 1966	H	W	87-69
Dec. 20, 1960	N	W	64-62
Dec. 1, 1981	H	L	67-70

Georgia Southern (Ga. Tch) (13-4)

H-5-2; A-3-2; N-5-0

Jan. 15, 1948	H	L	56-60
Feb. 20, 1948	A	L	47-65
Mar. 3, 1951	N	W	69-67
Jan. 19, 1952	H	L	75-93
Dec. 6, 1952	A	W	68-63
Dec. 11, 1953	H	W	68-58
Feb. 17, 1954	A	W	89-85
Dec. 6, 1954	H	W	75-67
Mar. 1, 1955	H	W	91-83
Jan. 14, 1956	A	L	81-90
Dec. 29, 1962	N	W	79-60
Feb. 11, 1971	A	W	113-81
Dec. 1, 1972	H	W	109-97

Date Site W/L Score

Jan. 14, 1974	N	W	92-89
Feb. 9, 1975	N	W	101-77
Feb. 22, 1975	H	W	104-71
Jan. 5, 1979	N	W	96-83

Georgia State (3-0)

H-2-0; A-1-0; N-0-0

Feb. 13, 1975	H	W	81-72
Jan. 31, 1976	A	W	66-58
Feb. 21, 1976	H	W	92-70

Georgia Tech (21-15)

H-11-5; A-9-9; N-1-1

Jan. 19, 1963	A	L	55-70
Feb. 15, 1964	A	L	73-77
Jan. 20, 1965	H	W	72-65
Feb. 15, 1965	A	L	76-77
Jan. 31, 1966	H	W	71-66
Feb. 14, 1966	A	L	88-95
Jan. 28, 1967	H	L	68-75
Feb. 25, 1967	A	L	84-102
Jan. 20, 1968	A	W	73-57
Feb. 24, 1968	H	W	72-67
Feb. 18, 1969	H	L	76-84
Feb. 22, 1969	A	W	98-80
Jan. 24, 1970	A	W	89-83

SERIES RECORDS

Date Site W/L Score

Indiana (0-4)
H-0-0; N-0-1; N-0-3

Dec. 8, 1975	A	L	59-83
Mar. 16, 1991	N	L	60-82
Mar. 26, 1992	N	L	74-85
Nov. 25, 1992	N	L	78-81

Indiana State (0-1)
H-0-0; A-0-0; N-0-1

Dec. 27, 1973	N	L	92-93
---------------	---	---	-------

Iowa (0-1)
H-0-0; A-0-0; N-0-1

Mar. 18, 1988	N	L	98-102
---------------	---	---	--------

Iowa State (1-0)
H-1-0; A-0-0; N-0-0

Nov. 20, 1992	H	W	109-86
---------------	---	---	--------

Jacksonville (37-19)
H-15-13; A-20-6; N-2-0

Dec. 29, 1959	H	W	86-69
Feb. 22, 1964	A	W	101-77
Feb. 10, 1965	A	W	97-74
Jan. 24, 1966	H	W	86-90
Feb. 10, 1966	A	W	78-49
Jan. 23, 1967	A	W	81-70
Feb. 8, 1967	H	W	68-67
Jan. 16, 1968	A	W	92-79
Feb. 16, 1968	H	W	106-65
Dec. 7, 1968	H	W	93-88
Jan. 4, 1969	H	L	68-76
Feb. 1, 1969	A	W	93-89
Jan. 27, 1970	A	W	89-83
Feb. 18, 1970	H	L	81-85
Dec. 8, 1970	H	L	108-114
Jan. 27, 1971	H	L	65-83
Feb. 15, 1971	A	L	79-90
Dec. 7, 1971	H	W	90-83
Jan. 26, 1972	A	L	82-84
Feb. 23, 1972	H	W	70-61
Jan. 20, 1973	H	L	66-70
Feb. 14, 1973	A	W	83-74
Jan. 24, 1974	A	W	78-74
Dec. 13, 1974	H	L	89-113
Feb. 6, 1975	A	W	63-55
Feb. 19, 1975	H	L	71-76
Jan. 10, 1976	H	W	77-57
Feb. 18, 1976	A	W	74-65
Jan. 26, 1977	H	L	70-77
Feb. 23, 1977	A	L	64-70
Jan. 3, 1979	A	L	68-71
Feb. 3, 1979	H	W	84-81
Dec. 2, 1979	H	L	76-77
Feb. 16, 1980	A	W	64-55
Dec. 6, 1980	A	W	59-57
Jan. 20, 1981	H	W	59-50
Dec. 4, 1981	N	W	94-93
Dec. 9, 1981	A	L	80-83
Jan. 27, 1982	H	L	79-80
Dec. 11, 1982	N	W	81-66
Jan. 4, 1983	H	W	61-60
Feb. 12, 1983	A	W	83-74
Dec. 8, 1983	A	W	76-63
Feb. 13, 1984	H	L	47-56
Dec. 5, 1984	H	W	61-60
Feb. 13, 1985	A	W	88-72
Jan. 4, 1986	A	L	62-69
Jan. 3, 1987	H	L	78-90
Jan. 6, 1988	A	W	87-63
Jan. 11, 1989	H	W	85-70
Jan. 8, 1990	H	W	104-99
Feb. 16, 1991	A	W	99-79
Nov. 26, 1991	H	W	100-91
Feb. 2, 1993	A	W	92-77
Dec. 2, 1995	H	W	87-80
Dec. 14, 1996	A	W	108-84

Jacksonville State (Ala.) (2-0)
H-2-0; A-0-0; N-0-0

Dec. 16, 1953	H	W	72-61
Dec. 4, 1954	H	W	103-76

Date Site W/L Score

Kansas (0-1)
H-0-0; A-0-1; N-0-0

Dec. 9, 1966	A	L	48-62
--------------	---	---	-------

Kansas State (0-2)
H-0-0; A-0-1; N-0-1

Dec. 10, 1966	A	L	58-81
Nov. 24, 1989	N	L	70-71

Kent State (1-1)
H-0-1; A-1-0; N-0-0

Jan. 13, 1969	H	L	67-76
Feb. 5, 1970	A	W	80-79

Kentucky (2-6)
H-0-0; A-1-5; N-1-1

Dec. 1, 1958	A	L	68-91
Dec. 3, 1960	A	W	63-58
Dec. 12, 1962	A	L	54-83
Mar. 18, 1972	N	W	73-54
Feb. 7, 1977	A	L	57-97
Mar. 11, 1978	A	L	76-85
Mar. 9, 1980	A	L	78-97
Mar. 27, 1993	N	L	81-106

Lafayette (1-0)
H-1-0; A-0-0; N-0-0

Jan. 2, 1994	H	W	105-87
--------------	---	---	--------

Lambuth (0-2)
H-0-0; A-0-1; N-0-1

Dec. 28, 1948	A	L	50-56
Feb. 28, 1949	N	L	49-65

Lamar Tech (1-0)
H-1-0; A-0-0; N-0-0

Dec. 1, 1965	H	W	73-68
--------------	---	---	-------

La Salle (1-1)
H-1-0; A-0-1; N-0-0

Feb. 23, 1989	A	L	100-101
Dec. 9, 1990	H	W	83-74

Louisiana State (2-2)
H-1-0; A-0-2; N-1-0

Dec. 18, 1957	A	L	65-67
Dec. 27, 1958	H	W	82-67
Dec. 1, 1959	A	L	78-89
Dec. 16, 1967	N	W	130-100

Louisville (9-30)
H-6-10; A-2-17; N-1-3

Dec. 16, 1968	A	L	78-79
Dec. 22, 1969	H	W	79-69
Dec. 15, 1973	A	L	78-90
Dec. 14, 1974	H	L	75-84
Dec. 27, 1974	A	L	61-79
Jan. 3, 1977	A	L	75-78
Jan. 22, 1978	A	W	70-60
Feb. 17, 1978	H	W	81-70
Mar. 4, 1978	N	L	93-94
Jan. 20, 1979	H	L	65-67
Feb. 1, 1979	A	L	71-84
Jan. 27, 1980	A	L	73-79
Feb. 24, 1980	H	L	75-63
Mar. 1, 1980	A	L	72-81
Jan. 17, 1981	A	L	78-98
Feb. 7, 1981	H	L	73-82
Jan. 4, 1982	A	L	57-79
Jan. 30, 1982	H	W	71-65
Mar. 6, 1982	N	L	73-97
Jan. 8, 1983	H	L	69-96
Feb. 7, 1983	A	L	63-89
Jan. 25, 1984	A	L	71-95
Feb. 6, 1984	H	W	75-60
Jan. 12, 1985	H	L	62-63
Feb. 20, 1985	A	L	72-83
Jan. 15, 1986	H	L	64-85
Feb. 19, 1986	A	L	67-89
Dec. 7, 1986	H	L	64-73
Feb. 18, 1987	A	L	71-87
Jan. 9, 1988	H	W	83-76
Feb. 17, 1988	A	L	62-82
Feb. 6, 1989	A	W	81-78
Feb. 16, 1989	H	L	77-78

Date Site W/L Score

Mar. 12, 1989	N	L	80-87
Jan. 14, 1990	H	L	66-73
Feb. 6, 1990	A	L	50-69
Jan. 12, 1991	H	W	77-66
Feb. 9, 1991	A	L	72-88
Mar. 9, 1991	N	W	76-69

Loyola of New Orleans (8-13)
H-7-4; A-1-9; N-0-0

Feb. 9, 1951	H	L	65-75
Jan. 5, 1952	A	L	52-74
Jan. 6, 1953	H	L	66-72
Feb. 21, 1953	A	L	77-85
Jan. 7, 1954	H	L	76-80
Feb. 13, 1954	A	L	72-88
Feb. 19, 1955	A	L	95-101
Feb. 22, 1955	H	W	87-84
Jan. 16, 1956	H	W	85-75
Mar. 3, 1956	A	L	72-75
Feb. 30, 1957	H	W	79-72
Mar. 2, 1957	A	L	56-82
Dec. 17, 1957	A	L	56-82
Jan. 6, 1958	H	L	67-79
Feb. 7, 1959	H	W	61-60
Dec. 2, 1959	A	L	64-71
Feb. 22, 1960	H	W	69-50
Jan. 9, 1961	H	W	73-55
Feb. 28, 1961	A	W	72-68
Jan. 10, 1966	H	W	73-53
Feb. 7, 1966	A	L	62-63

Madison (2-0)
H-1-0; A-1-0; N-0-0

Feb. 14, 1976	A	W	85-65
Jan. 12, 1977	H	W	69-66

Manhattan (2-0)
H-1-0; A-0-0; N-1-0

Dec. 27, 1963	N	W	85-81
Jan. 11, 1971	H	W	98-68

Marist (1-0)
H-1-0; A-0-0; N-0-0

Dec. 28, 1996	H	W	76-48
---------------	---	---	-------

Marquette (1-2)
H-0-0; A-0-2; N-1-0

Dec. 15, 1967	A	L	58-78
Jan. 19, 1980	A	L	64-74
Mar. 1, 1981	N	W	81-78

Marshall(1-3)
H-1-2; A-0-1; N-0-0

Feb. 1, 1958	A	L	68-109
Jan. 25, 1967	H	L	71-77
Feb. 26, 1973	H	L	59-71
Dec. 7, 1975	H	W	90-63

Maryland (5-8)
H-3-3; A-2-4; N-0-1

Jan. 18, 1992	A	W	91-83
Feb. 5, 1992	H	L	85-93
Jan. 13, 1993	H	W	105-85
Feb. 13, 1993	A	W	87-84
Jan. 11, 1994	A	L	74-80
Feb. 12, 1994	H	L	66-69
Jan. 10, 1995	H	L	57-70
Feb. 11, 1995	A	L	65-80
Mar. 10, 1995	N	L	64-71
Feb. 10, 1996	H	W	100-78
Mar. 4, 1996	A	L	78-88
Jan. 29, 1997	H	W	74-70
Feb. 13, 1997	A	L	57-73

Maryland-Baltimore County (2-0)
H-2-0; A-0-0; N-0-0

Dec. 28, 1992	H	W	109-80
Dec. 28, 1995	H	W	80-56

Maryland-Eastern Shore (1-0)
H-1-0; A-0-0; N-0-0

Dec. 30, 1995	H	W	79-66
---------------	---	---	-------

Massachusetts (1-1)
H-1-0; A-0-1; N-0-0

Dec. 2, 1992	H	W	67-64
--------------	---	---	-------

Date Site W/L Score

Memphis State (22-31)
H-16-7; A-6-20; N-0-4

Feb. 2, 1953	A	L	73-87
Jan. 13, 1958	A	L	56-59
Feb. 18, 1958	H	L	51-68
Jan. 13, 1959	H	L	72-75
Feb. 10, 1959	A	L	69-93
Jan. 11, 1960	A	L	71-86
Feb. 9, 1960	H	L	69-83
Jan. 16, 1964	H	W	91-90
Feb. 10, 1964	A	L	72-84
Jan. 16, 1965	H	W	74-61
Feb. 6, 1965	A	W	81-70
Jan. 15, 1966	H	W	67-63
Feb. 5, 1966	A	L	66-81
Jan. 16, 1967	A	L	42-46
Feb. 4, 1967	H	W	55-51
Dec. 18, 1973	H	W	88-80
Dec. 9, 1974	A	L	69-70
Jan. 17, 1976	H	W	100-79
Jan. 15, 1977	A	L	75-81
Feb. 6, 1978	A	W	95-89
Feb. 11, 1978	H	W	89-82
Jan. 18, 1979	A	W	93-86
Feb. 25, 1979	H	W	90-87
Mar. 2, 1979	A	W	35-34
Jan. 10, 1980	A	W	74-69
Feb. 7, 1980	H	W	55-54
Jan. 3, 1981	H	W	84-66
Feb. 28, 1981	A	W	80-78
Jan. 9, 1982	A	L	63-90
Feb. 13, 1982	H	L	60-62
Feb. 26, 1983	H	W	74-72
Mar. 3, 1983	A	L	67-94
Mar. 11, 1983	N	L	74-84
Feb. 11, 1984	H	L	69-73
Feb. 15, 1984	A	L	67-75
Mar. 9, 1984	N	L	63-65
Jan. 23, 1985	H	L	69-74
Feb. 16, 1985	A	L	68-70
Mar. 9, 1985	N	L	86-90
Feb. 10, 1986	A	L	73-99
Feb. 22, 1986	H	W	82-80
Mar. 8, 1986	N	L	71-73
Jan. 19, 1987	A	L	68-76
Jan. 11, 1987	H	W	98-89
Feb. 13, 1988	H	W	92-85
Feb. 20, 1988	A	L	76-81
Mar. 12, 1988	A	L	74-81
Feb. 1, 1989	H	L	82-99
Feb. 18, 1989	A	L	78-89
Jan. 24, 1990	H	W	78-72
Feb. 13, 1990	A	L	69-81
Jan. 24, 1991	A	L	66-67
Feb. 21, 1991	H	W	76-64

Mercer (13-8)
H-9-2; A-2-6; N-2-0

Jan. 23, 1946	H	L	48-61
Feb. 3, 1948	A	L	43-68
Jan. 18, 1949	H	L	56-65
Jan. 26, 1949	A	L	59-62
Feb. 26, 1949	N	W	52-46
Jan. 17, 1950	H	W	63-45
Feb. 1, 1950	A	L	61-69
Dec. 11, 1950	A	W	55-52
Feb. 17, 1951	H	W	69-64
Feb. 27, 1951	A	L	65-69

SERIES RECORDS

Date Site W/L Score

(Mercer continued from page 123)

Miami (OH) (0-1)

H-0-0; A-0-0; N-0-1

Dec. 19, 1970.....N.....L.....64-67

Miami (FL) (27-23)

H-20-3; A-7-20; N-0-0

Jan. 19, 1951.....A.....L.....61-80

Jan. 11, 1952.....A.....L.....56-93

Feb. 11, 1952.....H.....L.....63-76

Feb. 28, 1952.....A.....W.....73-70

Jan. 9, 1953.....A.....L.....56-93

Feb. 23, 1953.....H.....W.....61-75

Jan. 9, 1954.....A.....L.....61-78

Feb. 5, 1954.....H.....W.....76-69

Dec. 20, 1954.....H.....W.....71-66

Feb. 26, 1955.....A.....W.....86-80

Jan. 7, 1956.....H.....W.....78-76

Feb. 25, 1956.....A.....L.....85-91

Jan. 12, 1957.....H.....L.....77-85

Feb. 23, 1957.....A.....L.....82-98

Jan. 18, 1958.....H.....W.....71-70

Feb. 22, 1958.....A.....L.....66-86

Dec. 19, 1958.....A.....L.....79-85

Jan. 17, 1959.....H.....W.....93-89

Feb. 28, 1959.....A.....L.....85-92

Jan. 16, 1960.....H.....L.....91-93

Feb. 27, 1960.....A.....L.....89-107

Jan. 14, 1961.....H.....W.....89-78

Feb. 25, 1961.....A.....L.....73-75

Jan. 13, 1962.....H.....W.....65-60

Feb. 24, 1962.....A.....W.....83-80

Jan. 12, 1963.....H.....W.....77-74

Feb. 23, 1963.....A.....L.....70-99

Jan. 11, 1964.....H.....W.....80-78

Feb. 29, 1964.....A.....L.....80-82

Jan. 9, 1965.....A.....W.....64-55

Mar. 1, 1965.....H.....W.....85-83

Jan. 7, 1966.....H.....W.....78-82

Feb. 28, 1966.....A.....L.....90-112

Jan. 7, 1967.....H.....W.....61-60

Mar. 1, 1967.....A.....L.....90-110

Jan. 12, 1968.....H.....W.....122-93

Mar. 1, 1968.....A.....L.....64-96

Dec. 6, 1968.....A.....W.....111-84

Jan. 10, 1969.....H.....W.....86-81

Feb. 28, 1969.....A.....W.....89-86

Jan. 9, 1970.....H.....W.....104-63

Feb. 28, 1970.....A.....W.....112-96

Jan. 8, 1971.....H.....W.....114-106

Feb. 27, 1971.....A.....L.....94-100

Jan. 20, 1986.....A.....L.....75-83

Feb. 3, 1986.....H.....W.....70-72

Feb. 4, 1987.....A.....L.....57-63

Feb. 26, 1987.....H.....W.....108-84

Jan. 18, 1990.....A.....L.....89-90

Feb. 17, 1990.....H.....W.....92-73

Michigan (0-1)

H-0-0; A-0-0; N-0-1

Mar. 27, 1997.....N.....L.....73-82

Michigan State (1-0)

H-1-0; A-0-0; N-0-0

Mar. 17, 1997.....H.....W.....68-63

Middle Tennessee State (0-1)

H-0-0; A-0-0; N-0-1

Mar. 16, 1989.....N.....L.....83-97

Milikin (0-1)

H-0-0; A-0-0; N-0-1

Mar. 15, 1951.....N.....L.....60-91

Millsaps (2-0)

H-0-0; A-1-0; N-1-0

Feb. 5, 1949.....A.....W.....49-46

Jan. 26, 1950.....N.....W.....62-45

Minnesota (2-2)

H-1-0; A-0-2; N-1-0

Mar. 16, 1972.....N.....W.....70-56

Dec. 31, 1977.....A.....L.....74-88

Dec. 20, 1979.....H.....W.....112-91

Date Site W/L Score

Dec. 2, 1980.....A.....L.....66-79

Mississippi (1-1)

H-1-0; A-0-1; N-0-0

Jan. 9, 1951.....H.....W.....63-58

Feb. 14, 1951.....A.....L.....75-79

Mississippi College (5-1)

H-3-0; A-1-1; N-1-0

Dec. 7, 1948.....H.....W.....53-21

Feb. 4, 1949.....A.....L.....46-57

Dec. 5, 1949.....H.....W.....43-24

Dec. 6, 1949.....H.....W.....51-45

Feb. 28, 1950.....N.....W.....74-63

Feb. 15, 1951.....A.....W.....77-54

Mississippi State (3-3)

H-2-0; A-1-2; N-0-1

Dec. 10, 1951.....A.....L.....47-75

Dec. 20, 1952.....H.....W.....82-52

Dec. 4, 1953.....A.....L.....75-87

Jan. 19, 1955.....A.....W.....71-76

Feb. 21, 1955.....H.....W.....102-86

Dec. 21, 1955.....N.....L.....71-79

Missouri (2-1)

H-1-0; A-0-1; N-1-0

Dec. 11, 1976.....A.....L.....63-65

Dec. 21, 1977.....H.....W.....97-64

Dec. 19, 1980.....N.....W.....68-64

Missouri Western (1-0)

H-1-0; A-0-0; N-0-0

Nov. 30, 1976.....H.....W.....109-80

Monmouth College (2-0)

H-2-0; A-0-0; N-0-0

Mar. 5, 1984.....H.....W.....82-55

Feb. 2, 1988.....H.....W.....82-68

Montana (1-0)

H-0-0; A-0-0; N-1-0

Mar. 19, 1992.....N.....W.....78-68

Montana State (1-0)

H-0-0; A-0-0; N-1-0

Mar. 7, 1955.....N.....W.....93-84

Morehead State (1-1)

H-1-0; A-0-0; N-0-1

Jan. 2, 1957.....N.....L.....75-97

Jan. 30, 1960.....H.....W.....78-75

Morningside (1-0)

H-1-0; A-0-0; N-0-0

Dec. 16, 1955.....H.....W.....104-93

Morgan State (2-0)

H-2-0; A-0-0; N-0-0

Dec. 3, 1990.....H.....W.....89-48

Dec. 20, 1993.....H.....W.....90-67

Mount Saint Mary's (1-0)

H-1-0; A-0-0; N-0-0

Dec. 22, 1993.....H.....W.....108-81

Murray State (1-1)

H-1-0; A-0-1; N-0-0

Dec. 7, 1957.....H.....W.....84-60

Feb. 9, 1959.....A.....L.....71-96

Navy (1-0)

H-0-0; A-0-0; N-1-0

Dec. 17, 1977.....N.....W.....82-55

Nevada-Las Vegas (0-1)

H-0-0; A-0-1; N-0-0

Dec. 22, 1990.....A.....L.....69-101

New Hampshire (1-0)

H-1-0; A-0-0; N-0-0

Dec. 30, 1968.....H.....W.....104-52

New Mexico (3-1)

H-2-0; A-1-1; N-0-0

Feb. 1, 1974.....H.....W.....90-71

Jan. 27, 1975.....A.....L.....78-81

Jan. 2, 1983.....A.....W.....74-71

Feb. 22, 1983.....H.....W.....79-77

Date Site W/L Score

New Orleans (2-2)

H-2-0; A-0-2; N-0-0

Jan. 22, 1986.....A.....L.....55-76

Feb. 12, 1986.....H.....W.....96-77

Feb. 21, 1989.....A.....L.....77-83

Dec. 9, 1989.....H.....W.....66-64

New York University (1-0)

H-0-0; A-0-0; N-1-0

Dec. 30, 1955.....N.....W.....85-83

North Carolina (5-20)

H-2-4; A-2-11; N-1-5

Dec. 16, 1965.....A.....L.....80-115

Dec. 20, 1966.....A.....L.....54-81

Feb. 1, 1968.....A.....L.....80-86

Feb. 8, 1969.....A.....L.....82-100

Dec. 13, 1969.....A.....L.....75-86

Feb. 22, 1971.....A.....L.....61-70

Mar. 23, 1972.....N.....W.....79-75

Feb. 17, 1973.....N.....L.....79-91

Feb. 16, 1974.....N.....L.....85-104

Jan. 5, 1985.....N.....L.....69-78

Dec. 31, 1985.....A.....L.....64-109

Dec. 15, 1991.....A.....W.....86-74

Feb. 27, 1992.....H.....W.....110-96

Mar. 14, 1992.....N.....L.....76-80

Jan. 27, 1993.....A.....L.....77-82

Feb. 27, 1993.....H.....L.....78-86

Jan. 26, 1994.....H.....L.....77-90

Feb. 26, 1994.....A.....L.....75-78

Mar. 11, 1994.....N.....L.....69-63

Jan. 25, 1995.....A.....L.....70-100

Feb. 25, 1995.....H.....L.....78-80

Jan. 24, 1996.....H.....L.....71-82

Feb. 24, 1996.....A.....W.....84-80

Jan. 22, 1997.....H.....W.....84-71

Feb. 6, 1997.....A.....L.....62-90

North Carolina State (11-9)

H-7-0; A-2-7; N-2-2

Dec. 1, 1955.....A.....L.....63-88

Jan. 10, 1957.....A.....L.....59-64

Mar. 15, 1984.....N.....W.....74-71

Jan. 19, 1985.....A.....L.....66-72

Dec. 4, 1985.....H.....W.....76-67

Dec. 27, 1989.....N.....L.....72-90

Jan. 25, 1992.....H.....W.....98-76

Feb. 10, 1992.....A.....W.....87-79

Mar. 13, 1992.....N.....W.....93-80

Jan. 16, 1993.....H.....W.....70-54

Feb. 17, 1993.....A.....W.....72-71

Jan. 16, 1994.....A.....L.....70-78

Feb. 16, 1994.....H.....W.....75-70

Jan. 15, 1995.....H.....W.....107-79

Feb. 15, 1995.....A.....L.....77-86

Jan. 13, 1996.....A.....L.....65-71

Feb. 14, 1996.....H.....W.....79-66

Mar. 7, 1996.....N.....L.....65-80

Jan. 4, 1997.....H.....W.....71-51

Feb. 26, 1997.....A.....L.....44-67

Northwestern (1-0)

H-0-0; A-0-0; N-1-0

Dec. 23, 1972.....N.....W.....91-73

Oglethorpe (2-1)

H-2-0; A-0-1; N-0-0

Jan. 27, 1949.....A.....L.....52-64

Feb. 12, 1949.....H.....W.....47-46

Dec. 1, 1971.....H.....W.....112-69

Ohio State (0-3)

H-0-1; A-0-2; N-0-0

Dec. 2, 1961.....A.....L.....57-72



SERIES RECORDS

Date Site W/L Score

Rhode Island (2-0)
 H-1-0; A-1-0; N-0-0
 Mar. 12, 1987.....H.....W.....107-92
 Dec. 29, 1989.....A.....W.....95-76

Rice (4-2)
 H-3-0; A-0-2; N-1-0
 Dec. 6, 1961.....H.....W.....76-66
 Dec. 11, 1963.....A.....L.....81-102
 Dec. 30, 1964.....N.....W.....81-56
 Dec. 5, 1966.....H.....W.....76-72
 Jan. 20, 1969.....A.....L.....80-83
 Nov. 29, 1996.....H.....W.....79-54

Richmond (1-3)
 H-0-1; A-1-2; N-0-0
 Dec. 22, 1962.....H.....L.....56-62
 Jan. 2, 1964.....A.....L.....65-69
 Dec. 16, 1965.....A.....L.....76-80
 Dec. 20, 1967.....A.....W.....114-91

Rider (1-0)
 H-1-0; A-0-0; N-0-0
 Jan. 4, 1989.....H.....W.....113-67

Robert Morris (1-0)
 H-1-0; A-0-0; N-0-0
 Dec. 23, 1991.....H.....W.....76-60

Rollins (20-2)
 H-13-0; A-7-2; N-0-0
 Feb. 1, 1951.....A.....W.....60-57
 Feb. 20, 1951.....H.....W.....62-45
 Feb. 1, 1952.....H.....W.....74-71
 Feb. 8, 1952.....A.....L.....55-69
 Dec. 12, 1952.....H.....W.....90-83
 Dec. 31, 1952.....A.....L.....79-82
 Jan. 11, 1954.....A.....W.....82-72
 Jan. 19, 1954.....H.....W.....85-68
 Jan. 31, 1955.....H.....W.....86-74
 Feb. 16, 1955.....A.....W.....110-82
 Dec. 5, 1955.....H.....W.....101-67
 Jan. 9, 1956.....A.....W.....71-70
 Feb. 4, 1957.....H.....W.....97-94
 Feb. 16, 1957.....H.....W.....96-79
 Feb. 13, 1958.....H.....W.....80-61
 Feb. 23, 1959.....A.....W.....94-83
 Feb. 11, 1960.....H.....W.....101-58
 Jan. 28, 1961.....A.....W.....78-70
 Jan. 11, 1962.....H.....W.....110-53
 Dec. 8, 1969.....A.....W.....107-86
 Dec. 2, 1975.....H.....W.....90-47
 Nov. 28, 1977.....H.....W.....83-59

Rutgers (1-0)
 H-1-0; A-0-0; N-0-0
 Dec. 22, 1967.....H.....W.....87-77

Saint Joseph's (ME) (1-0)
 H-1-0; A-0-0; N-0-0
 Jan. 7, 1985.....H.....W.....88-72

Saint Leo (3-0)
 H-3-0; A-0-0; N-0-0
 Dec. 5, 1977.....H.....W.....90-49
 Jan. 25, 1982.....H.....W.....101-74
 Nov. 29, 1982.....H.....W.....92-54

Saint Louis (11-1)
 H-3-0; A-6-1; N-2-0
 Jan. 4, 1972.....N.....W.....63-62
 Jan. 26, 1978.....A.....W.....88-75
 Feb. 4, 1978.....A.....W.....72-68
 Jan. 12, 1979.....A.....W.....61-59
 Feb. 12, 1979.....H.....W.....84-79
 Jan. 4, 1980.....A.....W.....75-73
 Feb. 14, 1980.....A.....W.....71-69
 Feb. 4, 1981.....A.....L.....71-72
 Feb. 9, 1981.....H.....W.....70-57
 Mar. 5, 1981.....N.....W.....84-77
 Jan. 13, 1982.....A.....W.....75-74
 Jan. 23, 1982.....H.....W.....89-73

Samford (Howard) (10-0)
 H-6-0; A-3-0; N-1-0
 Jan. 20, 1950.....A.....W.....59-58

Date Site W/L Score

Feb. 4, 1950.....H.....W.....50-39
 Dec. 15, 1950.....H.....W.....60-44
 Jan. 19, 1951.....A.....W.....58-51
 Feb. 26, 1951.....N.....W.....64-54
 Feb. 18, 1966.....H.....W.....77-66
 Dec. 9, 1967.....H.....W.....104-89
 Jan. 16, 1971.....H.....W.....122-79
 Jan. 25, 1973.....A.....W.....47-34
 Dec. 19, 1989.....H.....W.....100-62

San Diego State (0-1)
 H-0-0; A-0-1; N-0-0
 Dec. 29, 1982.....A.....L.....85-89

San Francisco (0-1)
 H-0-0; A-0-1; N-0-0
 Dec. 18, 1976.....A.....L.....87-93

Santa Clara (1-1)
 H-0-0; A-0-0; N-1-1
 Dec. 29, 1955.....N.....L.....59-61
 Dec. 17, 1976.....N.....W.....94-80

Seton Hall (3-0)
 H-0-0; A-1-0; N-2-0
 Feb. 3, 1973.....N.....W.....80-61
 Dec. 10, 1977.....N.....W.....94-63
 Jan. 18, 1997.....A.....W.....67-56

Sewanee (3-3)
 H-1-1; A-2-1; N-0-1
 Feb. 18, 1949.....H.....L.....35-43
 Feb. 19, 1949.....H.....W.....47-39
 Feb. 17, 1950.....A.....W.....80-59
 Feb. 18, 1950.....A.....W.....85-65
 Dec. 26, 1951.....N.....L.....48-58
 Dec. 17, 1952.....A.....L.....58-69

Siena (1-0)
 H-1-0; A-0-0; N-0-0
 Nov. 18, 1992.....H.....W.....89-80

South Alabama (8-2)
 H-4-1; A-4-1; N-0-0
 Jan. 19, 1972.....H.....W.....105-72
 Feb. 7, 1972.....A.....W.....104-81
 Feb. 23, 1973.....A.....W.....86-69
 Feb. 23, 1974.....H.....W.....105-63
 Mar. 4, 1974.....A.....W.....96-91
 Jan. 22, 1977.....H.....W.....115-86
 Feb. 2, 1978.....H.....L.....56-58
 Feb. 6, 1979.....A.....L.....61-78
 Dec. 14, 1988.....H.....W.....87-82
 Jan. 2, 1990.....A.....W.....78-75

South Carolina (16-13)
 H-6-6; A-8-5; N-2-2
 Jan. 4, 1960.....H.....W.....93-75
 Dec. 17, 1960.....A.....L.....72-81
 Jan. 28, 1969.....N.....W.....87-76
 Dec. 30, 1980.....H.....L.....78-80
 Feb. 18, 1981.....A.....L.....70-83
 Dec. 22, 1981.....A.....W.....82-77
 Feb. 22, 1982.....H.....L.....84-87
 Feb. 2, 1983.....A.....W.....90-85
 Feb. 28, 1983.....H.....L.....76-79
 Jan. 3, 1984.....H.....L.....68-76
 Jan. 28, 1984.....A.....W.....87-82
 Mar. 8, 1984.....N.....W.....72-65
 Feb. 2, 1985.....A.....L.....77-92
 Mar. 2, 1985.....H.....W.....87-75
 Feb. 1, 1986.....A.....L.....73-81
 Mar. 1, 1986.....H.....W.....68-62
 Jan. 21, 1987.....H.....L.....60-63
 Feb. 14, 1987.....A.....W.....80-72
 Mar. 6, 1987.....N.....L.....85-86
 Jan. 25, 1988.....H.....L.....72-80
 Feb. 27, 1988.....A.....L.....78-81
 Jan. 26, 1989.....A.....W.....69-67
 Feb. 8, 1989.....H.....W.....89-72
 Mar. 11, 1989.....A.....W.....60-63
 Jan. 20, 1990.....H.....L.....53-56
 Mar. 3, 1990.....A.....W.....79-70
 Jan. 19, 1991.....A.....W.....81-80
 Mar. 2, 1991.....H.....W.....70-59

Date Site W/L Score

Mar. 7, 1991.....N.....W.....65-55
South Carolina-Aiken (1-0)
 H-1-0; A-0-0; N-0-0

Jan. 14, 1990.....H.....W.....82-69
South Carolina-Spartanburg (1-0)
 H-1-0; A-0-0; N-0-0

Dec. 4, 1986.....H.....W.....97-69
South Dakota (1-0)
 H-1-0; A-0-0; N-0-0

Dec. 5, 1970.....H.....W.....125-65
South Dakota State (1-0)
 H-0-0; A-0-0; N-1-0

Mar. 13, 1951.....N.....W.....85-70
South Florida (18-8)
 H-11-1; A-5-6; N-2-1

Jan. 29, 1973.....H.....W.....95-53
 Jan. 19, 1974.....A.....L.....94-95
 Feb. 9, 1974.....H.....W.....118-84
 Jan. 15, 1975.....A.....L.....71-77
 Feb. 28, 1975.....H.....W.....77-64
 Dec. 19, 1975.....N.....W.....78-71
 Jan. 20, 1976.....A.....W.....76-72
 Feb. 7, 1976.....H.....W.....88-82
 Jan. 20, 1977.....A.....W.....97-74
 Feb. 26, 1977.....H.....W.....103-72
 Dec. 9, 1977.....N.....W.....76-67
 Dec. 6, 1979.....A.....W.....89-71
 Jan. 7, 1980.....H.....W.....84-69
 Dec. 5, 1981.....A.....L.....67-82
 Dec. 10, 1982.....N.....L.....77-90
 Feb. 22, 1984.....A.....L.....51-53
 Jan. 9, 1985.....H.....L.....54-56
 Feb. 16, 1987.....H.....W.....83-78
 Jan. 16, 1988.....A.....W.....86-70
 Dec. 20, 1988.....H.....W.....113-81
 Dec. 16, 1989.....A.....W.....78-72
 Dec. 18, 1990.....H.....W.....80-72
 Dec. 20, 1991.....A.....L.....88-92
 Dec. 30, 1992.....H.....W.....94-73
 Dec. 11, 1993.....A.....L.....63-65
 Nov. 29, 1994.....H.....W.....95-88

Southeast Missouri State (1-0)
 H-1-0; A-0-0; N-0-0
 Dec. 22, 1994.....H.....W.....100-75

Southern California (2-2)
 H-1-0; A-0-1; N-1-1
 Dec. 21, 1968.....H.....W.....70-68
 Jan. 3, 1970.....A.....L.....68-71
 Dec. 18, 1970.....N.....L.....85-94
 Mar. 14, 1991.....N.....W.....75-72

Southern Illinois (1-1)
 H-1-0; A-0-1; N-0-0
 Jan. 27, 1973.....H.....W.....78-73
 Jan. 21, 1974.....A.....L.....73-77

Southern Mississippi (16-8)
 H-10-2; A-5-6; N-1-0
 Dec. 11, 1951.....A.....L.....83-84
 Dec. 14, 1951.....H.....L.....70-78
 Feb. 18, 1957.....H.....W.....81-72
 Jan. 6, 1959.....H.....W.....65-62
 Jan. 9, 1960.....A.....L.....78-87
 Dec. 7, 1970.....N.....W.....117-84
 Jan. 13, 1983.....H.....W.....71-85
 Jan. 29, 1983.....A.....W.....94-82
 Jan. 7, 1984.....A.....W.....83-64
 Feb. 4, 1984.....H.....W.....78-74
 Jan. 26, 1985.....A.....L.....63-77
 Feb. 11, 1985.....H.....W.....91-79
 Jan. 18, 1986.....H.....L.....92-94
 Feb. 8, 1986.....A.....L.....96-102
 Jan. 14, 1987.....A.....W.....95-74
 Feb. 28, 1987.....H.....W.....117-102
 Feb. 13, 1988.....H.....W.....83-75
 Mar. 5, 1988.....A.....W.....87-83
 Jan. 7, 1989.....H.....W.....104-79
 Mar. 4, 1989.....A.....W.....81-78
 Jan. 6, 1990.....H.....W.....113-82

Date Site W/L Score

Jan. 31, 1990.....A.....L.....72-84
 Jan. 5, 1991.....A.....L.....72-84
 Feb. 26, 1991.....H.....W.....85-83

Southern University (1-0)
 H-1-0; A-0-0; N-0-0
 Dec. 6, 1991.....H.....W.....95-75

Southwestern (Memphis) (0-1)
 H-0-0; A-0-1; N-0-0
 Dec. 30, 1948.....A.....L.....47-54

Southwestern Louisiana (3-0)
 H-2-0; A-1-0; N-0-0
 Jan. 24, 1976.....H.....W.....110-70
 Mar. 4, 1976.....A.....W.....68-65
 Nov. 22, 1997.....H.....W.....96-70

Southwest Missouri State (0-1)
 H-0-0; A-0-1; N-0-0
 Dec. 21, 1994.....A.....L.....52-79

Spring Hill (3-3)
 H-2-1; A-1-2; N-0-0
 Dec. 10, 1947.....H.....W.....39-36
 Jan. 24, 1948.....A.....L.....54-76
 Dec. 19, 1951.....A.....L.....54-64
 Dec. 19, 1953.....H.....L.....60-69
 Jan. 18, 1955.....A.....W.....81-72
 Dec. 9, 1958.....H.....W.....100-70

Stetson (30-12)
 H-15-5; A-11-7; N-4-0
 Jan. 13, 1948.....A.....L.....56-65
 Feb. 24, 1948.....H.....W.....41-38
 Jan. 5, 1949.....A.....W.....49-40
 Jan. 14, 1949.....A.....W.....40-36
 Jan. 28, 1950.....H.....L.....61-70
 Jan. 12, 1951.....H.....L.....66-67
 Jan. 27, 1951.....A.....L.....53-71
 Mar. 2, 1951.....N.....W.....65-58
 Feb. 7, 1952.....A.....L.....48-58
 Feb. 23, 1952.....H.....L.....64-66
 Feb. 10, 1953.....A.....W.....83-79
 Feb. 25, 1953.....A.....L.....76-66
 Mar. 5, 1953.....H.....W.....81-94
 Dec. 18, 1953.....H.....W.....74-71
 Jan. 16, 1954.....A.....L.....60-82
 Dec. 18, 1954.....H.....W.....94-79
 Jan. 29, 1955.....A.....W.....84-73
 Feb. 28, 1955.....H.....W.....86-77
 Dec. 10, 1955.....H.....W.....71-78
 Feb. 20, 1956.....A.....W.....89-84
 Jan. 14, 1957.....A.....L.....70-97
 Jan. 19, 1957.....H.....L.....86-104
 Jan. 16, 1958.....H.....W.....77-80
 Feb. 21, 1959.....A.....L.....91-98
 Feb. 9, 1963.....H.....W.....73-57
 Feb. 27, 1964.....A.....W.....80-60
 Jan. 6, 1968.....A.....W.....72-60
 Feb. 29, 1968.....H.....W.....111-81
 Feb. 10, 1969.....H.....W.....95-67
 Feb. 26, 1970.....A.....W.....94-64
 Jan. 18, 1971.....H.....W.....78-71
 Dec. 6, 1971.....A.....W.....49-47
 Feb. 26, 1972.....N.....W.....90-54
 Jan. 17, 1973.....H.....W.....84-67
 Mar. 5, 1975.....A.....L.....54-63
 Dec. 11, 1975.....H.....W.....81-71
 Feb. 12, 1977.....A.....W.....87-80
 Jan. 12, 1987.....H.....W.....83-75
 Dec. 16, 1987.....N.....W.....80-67
 Dec. 9, 1988.....H.....W.....91-74
 Dec. 22, 1989.....H.....W.....92-83
 Jan. 14, 1991.....N.....W.....69-64

Stetson (30-12)
 H-15-5; A-11-7; N-4-0

Jan. 13, 1948.....A.....L.....56-65
 Feb. 24, 1948.....H.....W.....41-38
 Jan. 5, 1949.....A.....W.....49-40
 Jan. 14, 1949.....A.....W.....40-36
 Jan. 28, 1950.....H.....L.....61-70
 Jan. 12, 1951.....H.....L.....66-67
 Jan. 27, 1951.....A.....L.....53-71
 Mar. 2, 1951.....N.....W.....65-58
 Feb. 7, 1952.....A.....L.....48-58
 Feb. 23, 1952.....H.....L.....64-66
 Feb. 10, 1953.....A.....W.....83-79
 Feb. 25, 1953.....A.....L.....76-66
 Mar. 5, 1953.....H.....W.....81-94
 Dec. 18, 1953.....H.....W.....74-71
 Jan. 16, 1954.....A.....L.....60-82
 Dec. 18, 1954.....H.....W.....94-79
 Jan. 29, 1955.....A.....W.....84-73
 Feb. 28, 1955.....H.....W.....86-77
 Dec. 10, 1955.....H.....W.....71-78
 Feb. 20, 1956.....A.....W.....89-84
 Jan. 14, 1957.....A.....L.....70-97
 Jan. 19, 1957.....H.....L.....86-104
 Jan. 16, 1958.....H.....W.....77-80
 Feb. 21, 1959.....A.....L.....91-98
 Feb. 9, 1963.....H.....W.....73-57
 Feb. 27, 1964.....A.....W.....80-60
 Jan. 6, 1968.....A.....W.....72-60
 Feb. 29, 1968.....H.....W.....111-81
 Feb. 10, 1969.....H.....W.....95-67
 Feb. 26, 1970.....A.....W.....94-64
 Jan. 18, 1971.....H.....W.....78-71
 Dec. 6, 1971.....A.....W.....49-47
 Feb. 26, 1972.....N.....W.....90-54
 Jan. 17, 1973.....H.....W.....84-67
 Mar. 5, 1975.....A.....L.....54-63
 Dec. 11, 1975.....H.....W.....81-71
 Feb. 12, 1977.....A.....W.....87-80
 Jan. 12, 1987.....H.....W.....83-75
 Dec. 16, 1987.....N.....W.....80-67
 Dec. 9, 1988.....H.....W.....91-74
 Dec. 22, 1989.....H.....W.....92-83
 Jan. 14, 1991.....N.....W.....69-64

Stebenville (0-1)
 H-0-0; A-0-1; N-0-0
 Dec. 3, 1956.....A.....L.....64-79

Syracuse (1-3)
 H-0-0; A-1-1; N-0-2
 Feb. 3, 1990.....N.....L.....69-90
 Feb. 18, 1991.....A.....L.....79-88

(continued on page 126)

SERIES RECORDS

Date Site W/L Score

(Syracuse continued from page 125)

Dec. 3, 1991.....N.....L.....71-89
Mar. 12, 1997.....A.....W.....82-67

Tampa (31-8)

H-20-0; A-11-6; N-0-2

Jan. 15, 1949.....A.....L.....56-58
Feb. 2, 1949.....A.....W.....60-58
Feb. 27, 1949.....N.....L.....47-56
Jan. 12, 1950.....A.....L.....60-80
Feb. 11, 1950.....H.....W.....58-56
Jan. 17, 1951.....H.....W.....80-69
Jan. 25, 1951.....A.....L.....66-76
Jan. 15, 1952.....A.....W.....72-66
Feb. 15, 1952.....H.....W.....79-60
Feb. 29, 1952.....N.....L.....57-78
Jan. 12, 1953.....A.....L.....73-77
Feb. 14, 1953.....H.....W.....83-74
Jan. 6, 1954.....H.....W.....74-58
Jan. 12, 1954.....A.....W.....73-63
Dec. 14, 1954.....H.....W.....90-62
Jan. 8, 1955.....A.....W.....96-61
Dec. 13, 1955.....A.....W.....89-67
Feb. 7, 1956.....H.....W.....88-73
Feb. 2, 1957.....A.....W.....82-67
Feb. 25, 1957.....H.....W.....88-57
Jan. 9, 1958.....H.....W.....72-53
Feb. 24, 1958.....A.....L.....56-79
Jan. 14, 1960.....H.....W.....72-67
Feb. 1, 1960.....A.....L.....68-83
Dec. 1, 1960.....H.....W.....88-60
Feb. 24, 1961.....A.....W.....116-95
Feb. 12, 1962.....H.....W.....91-71
Feb. 26, 1962.....H.....W.....123-92
Dec. 1, 1962.....H.....W.....92-60
Feb. 25, 1963.....A.....W.....80-58
Dec. 21, 1963.....H.....W.....107-61
Feb. 20, 1965.....A.....W.....71-64
Dec. 6, 1965.....H.....W.....121-57
Feb. 26, 1966.....A.....W.....99-70
Jan. 30, 1967.....H.....W.....109-72
Feb. 27, 1967.....A.....W.....87-84
Nov. 28, 1983.....H.....W.....83-70
Nov. 26, 1984.....H.....W.....89-52
Nov. 28, 1985.....H.....W.....86-62

Temple (1-0)

H-0-0; A-0-0; N-1-0

Dec. 20, 1992.....N.....W.....91-80

Tennessee (3-5)

H-1-0; A-1-4; N-1-1

Dec. 9, 1957.....A.....L.....57-74
Jan. 4, 1961.....A.....L.....68-70
Dec. 16, 1961.....A.....W.....69-62
Jan. 2, 1963.....A.....L.....65-66
Dec. 22, 1964.....N.....L.....43-65
Dec. 30, 1986.....N.....W.....91-90
Dec. 19, 1987.....A.....L.....78-81
Jan. 15, 1989.....H.....W.....101-90

Tennessee-Martin (1-0)

H-1-0; A-0-0; N-0-0

Dec. 18, 1984.....H.....W.....90-73

Tennessee State (1-0)

H-1-0; A-0-0; N-0-0

Dec. 17, 1996.....H.....W.....100-62

Tennessee Tech (1-0)

H-1-0; A-0-0; N-0-0

Dec. 2, 1957.....H.....W.....74-71

Texas (2-0)

H-1-0; A-1-0; N-0-0

Dec. 27, 1969.....H.....W.....82-61
Dec. 1, 1970.....A.....W.....80-78

Texas A&M (2-1)

H-0-1; A-1-0; N-1-0

Dec. 13, 1956.....H.....L.....74-83
Jan. 4, 1974.....N.....W.....99-79
Dec. 16, 1977.....A.....W.....100-77

Date Site W/L Score

Texas Christian (0-1)

H-0-0; A-0-1; N-0-0

Dec. 12, 1963.....A.....L.....60-66

Toledo (2-0)

H-0-0; A-1-0; N-1-0

Nov. 26, 1976.....N.....W.....70-66
Mar. 7, 1980.....A.....W.....94-91

Troy State (8-1)

H-6-0; A-2-1; N-0-0

Dec. 12, 1947.....H.....W.....57-37
Jan. 30, 1948.....A.....L.....48-49
Dec. 15, 1948.....A.....W.....68-64
Jan. 21, 1949.....H.....W.....63-45
Dec. 10, 1949.....H.....W.....61-27
Feb. 15, 1950.....A.....W.....79-71
Feb. 6, 1956.....H.....W.....90-65
Jan. 8, 1977.....H.....W.....83-69
Dec. 1, 1977.....H.....W.....110-82

Tulane (23-12)

H-12-3; A-8-9; N-3-0

Jan. 14, 1967.....A.....L.....85-87
Feb. 11, 1967.....H.....W.....100-90
Jan. 8, 1969.....A.....W.....97-84
Jan. 18, 1969.....H.....W.....99-90
Jan. 17, 1970.....A.....W.....82-77
Feb. 14, 1970.....H.....W.....112-77
Jan. 13, 1971.....H.....L.....69-88
Feb. 12, 1972.....H.....W.....94-84
Dec. 30, 1977.....A.....W.....71-56
Jan. 7, 1978.....A.....W.....87-85
Jan. 14, 1978.....H.....W.....103-85
Jan. 10, 1979.....A.....L.....60-74
Jan. 29, 1979.....H.....W.....89-84
Mar. 1, 1979.....A.....W.....101-92
Jan. 2, 1980.....N.....W.....108-97
Jan. 12, 1980.....A.....L.....79-80
Feb. 28, 1980.....A.....W.....85-73
Jan. 24, 1981.....H.....W.....79-61
Jan. 31, 1981.....A.....W.....74-68
Feb. 1, 1982.....A.....L.....53-66
Feb. 10, 1982.....H.....L.....61-62
Mar. 5, 1982.....N.....W.....54-49
Feb. 14, 1983.....H.....L.....79-80
Mar. 5, 1983.....A.....L.....66-71
Jan. 9, 1984.....A.....L.....43-50
Feb. 20, 1984.....H.....W.....52-51
Jan. 28, 1985.....A.....L.....61-64
Feb. 6, 1985.....H.....W.....74-51
Jan. 4, 1990.....H.....W.....92-68
Feb. 20, 1990.....A.....W.....69-67
Jan. 3, 1991.....A.....L.....61-77
Feb. 2, 1991.....H.....W.....85-79
Mar. 20, 1993.....N.....W.....94-63
Dec. 10, 1994.....H.....W.....81-74
Dec. 5, 1995.....A.....L.....77-78

Tulsa (3-0)

H-1-0; A-1-0; N-1-0

Dec. 23, 1963.....H.....W.....91-76
Dec. 26, 1964.....A.....W.....74-72
Dec. 30, 1982.....N.....W.....96-80

UCLA (0-2)

H-0-0; A-0-1; N-0-1

Mar. 26, 1972.....A.....L.....76-81
Nov. 27, 1992.....N.....L.....83-86

UNC Asheville (1-0)

H-1-0; A-0-0; N-0-0

Jan. 2, 1992.....H.....W.....107-54

UNC Charlotte (2-2)

H-0-1; A-0-1; N-2-0

Jan. 29, 1977.....H.....L.....65-76
Feb. 13, 1978.....A.....L.....79-88
Dec. 29, 1981.....N.....W.....76-73
Dec. 19, 1992.....N.....W.....63-59

UNC Greensboro (2-0)

H-1-0; A-1-0; N-0-0

Dec. 30, 1993.....H.....W.....94-76
Feb. 1, 1995.....A.....W.....75-65

Date Site W/L Score

Union (TN) (0-1)

H-0-0; A-1-0; N-0-0

Dec. 29, 1948.....A.....L.....52-56

Valdosta State (15-0)

H-13-0; A-2-0; N-0-0

Feb. 9, 1961.....H.....W.....88-66
Feb. 8, 1962.....H.....W.....72-42
Dec. 3, 1962.....H.....W.....65-42
Feb. 5, 1963.....A.....W.....61-56
Dec. 1, 1964.....H.....W.....81-57
Dec. 2, 1965.....H.....W.....69-67
Dec. 1, 1966.....H.....W.....62-58
Jan. 30, 1968.....H.....W.....81-71
Dec. 2, 1968.....H.....W.....120-75
Feb. 3, 1969.....A.....W.....84-81
Dec. 12, 1970.....H.....W.....111-63
Dec. 11, 1971.....H.....W.....134-65
Nov. 30, 1974.....H.....W.....81-74
Feb. 24, 1976.....H.....W.....106-61
Dec. 20, 1986.....H.....W.....85-75

Vanderbilt (0-2)

H-0-0; A-0-2; N-0-0

Dec. 5, 1960.....A.....L.....55-75
Mar. 16, 1987.....A.....L.....92-109

Vermont (1-0)

H-0-0; A-1-0; N-0-0

Dec. 30, 1976.....A.....W.....76-67

Villanova (0-1)

H-0-0; A-0-0; N-0-1

Dec. 19, 1988.....N.....L.....67-68

Virginia (4-8)

H-2-4; A-2-4; N-0-0

Jan. 4, 1992.....H.....L.....68-77
Feb. 13, 1992.....A.....W.....64-63
Jan. 6, 1993.....A.....L.....76-80
Feb. 8, 1993.....H.....W.....99-84
Jan. 6, 1994.....A.....L.....64-84
Feb. 6, 1994.....H.....W.....100-64
Jan. 4, 1995.....H.....L.....75-81
Feb. 4, 1995.....A.....L.....63-76
Jan. 3, 1996.....A.....W.....69-64
Feb. 3, 1996.....H.....L.....59-64
Jan. 8, 1997.....H.....L.....61-64
Feb. 1, 1997.....A.....L.....60-73

Virginia Military (2-1)

H-1-0; A-1-1; N-0-0

Jan. 4, 1964.....A.....L.....72-83
Dec. 3, 1964.....H.....W.....76-72
Dec. 20, 1965.....A.....W.....65-64

Virginia Tech (17-15)

H-9-4; A-5-10; N-3-1

Dec. 14, 1968.....A.....L.....74-77
Jan. 31, 1970.....H.....W.....83-73
Feb. 1, 1973.....A.....L.....82-91
Jan. 10, 1974.....H.....W.....85-80
Mar. 3, 1979.....N.....L.....60-68
Jan. 21, 1980.....H.....L.....77-79
Feb. 22, 1980.....A.....L.....76-78
Jan. 12, 1981.....A.....L.....70-80
Feb. 16, 1981.....H.....W.....80-76
Jan. 16, 1982.....A.....W.....69-65
Feb. 25, 1982.....A.....L.....76-77
Jan. 15, 1983.....A.....L.....69-70
Feb. 19, 1983.....H.....W.....82-78
Feb. 25, 1984.....H.....W.....58-57
Mar. 3, 1984.....A.....W.....93-79
Jan. 14, 1985.....A.....L.....71-85
Feb. 23, 1985.....H.....L.....75-87
Mar. 7, 1985.....N.....W.....97-93
Jan. 25, 1986.....A.....L.....73-86
Feb. 24, 1986.....H.....L.....84-92
Mar. 3, 1986.....N.....W.....77-76
Jan. 31, 1987.....A.....L.....79-82
Feb. 23, 1987.....H.....W.....107-78
Jan. 30, 1988.....A.....L.....87-88
Mar. 2, 1988.....H.....W.....92-79
Jan. 28, 1989.....A.....W.....100-97
Mar. 1, 1989.....H.....W.....117-97

Date Site W/L Score

Jan. 27, 1990.....A.....W.....67-63
Feb. 24, 1990.....H.....L.....74-84
Jan. 26, 1991.....A.....W.....71-60
Feb. 23, 1991.....H.....W.....91-79
Mar. 8, 1991.....N.....W.....91-71

Wake Forest (7-8)

H-4-2; A-2-5; N-1-1

Dec. 1, 1958.....A.....L.....64-73
Dec. 22, 1973.....N.....W.....66-48
Jan. 11, 1992.....A.....W.....88-85
Feb. 1, 1992.....H.....W.....79-78
Jan. 9, 1993.....A.....W.....74-72
Feb. 10, 1993.....H.....W.....111-94
Jan. 8, 1994.....H.....L.....66-90
Feb. 10, 1994.....A.....L.....69-77
Jan. 7, 1995.....A.....L.....64-72
Feb. 8, 1995.....H.....W.....69-67
Jan. 6, 1996.....H.....L.....73-75
Feb. 7, 1996.....A.....L.....67-81
Jan. 25, 1997.....A.....L.....58-61
Mar. 1, 1997.....H.....W.....59-55
Mar. 7, 1997.....N.....L.....65-66

Washington (1-1)

H-0-0; A-0-0; N-1-1

Dec. 27, 1971.....N.....W.....85-77
Dec. 26, 1975.....N.....L.....54-69

Washington State (1-0)

H-0-0; A-0-0; N-1-0

Dec. 30, 1971.....N.....W.....85-61

Western Carolina (2-0)

H-1-0; A-1-0; N-0-0

Dec. 7, 1985.....H.....W.....91-83
Dec. 16, 1986.....A.....W.....101-76

West Virginia (1-3)

H-0-0; A-1-2; N-0-1

Dec. 28, 1955.....N.....L.....69-78
Dec. 4, 1956.....A.....L.....54-88
Jan. 30, 1958.....A.....L.....51-103
Mar. 19, 1997.....N.....W.....76-71

Western Kentucky (6-0)

H-2-0; A-2-0; N-2-0

Dec. 21, 1973.....N.....W.....107-87
Jan. 8, 1976.....H.....W.....88-80
Dec. 5, 1977.....A.....W.....93-73
Nov. 30, 1978.....H.....W.....70-59
Dec. 29, 1979.....A.....W.....67-65
Mar. 25, 1993.....N.....W.....81-78

Wisconsin (0-1)

H-0-0; A-0-1; N-0-0

Dec. 4, 1961.....A.....L.....63-64

Wisconsin-Green Bay (1-0)

H-1-0; A-0-0; N-0-0

Jan. 5, 1987.....H.....W.....57-49

Wisconsin-Milwaukee (3-0)

H-2-0; A-0-0; N-1-0

Feb. 3, 1971.....H.....W.....98-61
Dec. 28, 1973.....N.....W.....84-82
Jan. 7, 1975.....H.....W.....104-82

Wofford (0-2)

H-0-0; A-0-2; N-0-0

Jan. 10, 1948.....A.....L.....45-48
Feb. 6, 1948.....A.....L.....38-77

Xavier (Ohio) (0-1)

H-0-0; A-0-1; N-0-0

Feb. 4, 1958.....A.....L.....60-76

ALL-TIME FSU SCORES

1947-48 - Won 5, Lost 13 (.277)

Dec. 10	39	Spring Hill(H)	36
Dec. 12	57	Troy State(H)	37
Jan. 10	45	Wofford(A)	48
Jan. 13	56	Stetson(A)	65
Jan. 15	56	Georgia Teachers(H)	60
Jan. 17	46	Georgia(A)	65
Jan. 23	48	Mercer(A)	61
Jan. 24	54	Spring Hill(A)	76
Jan. 30	48	Troy State(A)	49
Feb. 3	43	Florida Southern(A)	68
Feb. 5	45	Erskine(A)	47
Feb. 6	38	Wofford(A)	77
Feb. 2	42	Georgia(H)	44
Feb. 13	41	Florida Southern(A)	47
Feb. 20	47	Georgia Teachers(A)	65
Feb. 21	55	Florida Southern(H)	48
Feb. 24	41	Stetson(H)	38
Feb. 28	49	Erskine(H)	48

1948-49 - Won 12, Lost 12 (.500)

Dec. 7	53	Mississippi College(H)	21
Dec. 10	46	Florida Southern(H)	38
Dec. 11	53	Florida Southern(H)	45
Dec. 15	68	Troy State(A)	64
Dec. 28	50	Lambuth(A)	57
Dec. 29	52	Union(A)	56
Dec. 30	47	Southwestern (Memphis)(A)	54
Jan. 5	49	Stetson(H)	40
Jan. 14	40	Stetson(H)	36
Jan. 15	56	Tampa(A)	58
Jan. 18	56	Mercer(H)	65
Jan. 21	63	Troy State(H)	45
Jan. 27	52	Oglethorpe University(A)	64
Jan. 28	59	Mercer(A)	62
Feb. 2	60	Tampa(H)	58
Feb. 4	46	Mississippi College(A)	57
Feb. 5	49	Mississ(A)	46
Feb. 12	47	Oglethorpe University(H)	46
Feb. 18	35	Sewanee(H)	43
Feb. 19	47	Sewanee(H)	39
Feb. 23	44	Birmingham Southern(H)	50
Feb. 28	52	Mercer(N)	46
Mar. 1	47	Tampa(N)	56
Mar. 2	49	Lambuth(N)	65

*Dixie Conference Tournament at Jackson, Mississippi

1949-50 - Won 15, Lost 10 (.600)

Dec. 5	43	Mississippi College(H)	24
Dec. 6	51	Mississippi College(H)	45
Dec. 10	61	Troy State(H)	27
Dec. 15	72	Charleston(H)	37
Dec. 19	50	Central(Mo.)(A)	62
Dec. 20	52	Drury(A)	59
Dec. 21	52	SW Missouri State(A)	59
Jan. 12	60	Tampa(A)	80
Jan. 13	65	Florida Southern(A)	71
Jan. 14	48	Florida Southern(A)	59
Jan. 17	63	Mercer(H)	45
Jan. 20	59	Howard(A)	58
Jan. 21	45	Birmingham Southern(A)	55
Jan. 26	62	Mississ(H)	45
Jan. 28	61	Stetson(H)	70
Feb. 1	61	Mercer(A)	69
Feb. 4	50	Howard(H)	39
Feb. 10	57	David Lipscomb(H)	53
Feb. 11	58	Tampa(H)	56
Feb. 15	79	Troy State(A)	71
Feb. 17	80	Sewanee(N)	59
Feb. 18	85	Sewanee(A)	65
Feb. 27	56	Florida Southern(N)	68
Feb. 28	74	Miss. College(N)	63

*Dixie Conference Tournament at Tampa, Florida

1950-51 - Won 18, Lost 9 (.667)

Dec. 9	71	Charleston(A)	54
Dec. 11	55	Mercer(A)	52
Dec. 14	76	Conn. State Teach.(OT)(H)	68
Dec. 15	60	Howard(H)	44
Dec. 16	86	Florida Southern(A)	55
Dec. 19	61	Miami(A)	80
Jan. 5	73	David Lipscomb(A)	88
Jan. 9	63	Ole Miss(H)	58
Jan. 12	66	Stetson(H)	67
Jan. 13	44	Florida Southern(H)	41
Jan. 17	80	Tampa(H)	69
Jan. 19	58	Howard(A)	51
Jan. 25	66	Tampa(A)	76
Jan. 27	53	Stetson(A)	71
Feb. 1	60	Rollins(A)	57
Feb. 9	65	Loyola of N.O.(H)	75
Feb. 14	75	Ole Miss(A)	79
Feb. 15	77	Mississippi College(H)	54
Feb. 17	69	Mercer(A)	64

Feb. 20	62	Rollins(H)	45
Feb. 26	64	Howard(N)	54
Feb. 27	65	Mercer(A)	69
Mar. 2	65	Stetson(N)	58
Mar. 3	69	Georgia Teachers(N)	67
Mar. 13	65	South Dakota State(N)	70
Mar. 14	61	Pupperdine(N)	59
Mar. 15	60	Milkin(N)	91

*Dixie Conference Tournament at Macon, Georgia
 †District 25 NAIB Tournament at Jacksonville, Florida
 #National NAIB Tournament at Kansas City, Missouri

1951-52 - Won 5, Lost 20 (.200)

Nov. 26	46	Paris Island(A)	78
Dec. 8	56	Culver-Stockton(H)	59
Dec. 10	47	Mississippi State(A)	75
Dec. 11	43	Southern Mississippi(A)	64
Dec. 14	70	Southern Mississippi(H)	78
Dec. 19	54	Spring Hill(A)	64
Dec. 21	48	Sewanee(N)	58
Dec. 27	50	Georgia(N)	79
Dec. 28	56	Clemson(N)	62
Dec. 29	51	Florida(N)	61
Jan. 5	52	Loyola of N.O.(A)	74
Jan. 5	56	Miami(A)	93
Jan. 11	72	Tampa(H)	66
Jan. 16	51	Florida Southern(A)	54
Jan. 19	75	Georgia Teachers(H)	93
Jan. 23	72	Florida Southern(H)	53
Jan. 26	62	Paris Island(H)	64
Feb. 1	74	Rollins(H)	71
Feb. 7	48	Stetson(A)	58
Feb. 8	55	Rollins(A)	69
Feb. 11	63	Miami(H)	76
Feb. 15	63	Tampa(H)	76
Feb. 23	64	Stetson(H)	66
Feb. 28	73	Miami(N)	70
Feb. 29	57	Tampa(N)	78

*Gator Bowl Tournament at Jacksonville, Florida
 †District 25 NAIB Tournament at DeLand, Florida

1952-53 - Won 11, Lost 11 (.500)

Dec. 5	62	Mercer(A)	78
Dec. 6	68	Georgia Teachers(A)	63
Dec. 12	90	Rollins(H)	83
Dec. 13	77	Mercer(OT)(H)	76
Dec. 15	59	Central(Mo.)(H)	62
Dec. 17	58	Sewanee(A)	69
Dec. 20	82	Mississippi State(H)	52
Jan. 6	66	Loyola of N.O.(H)	72
Jan. 9	56	Miami(A)	93
Jan. 12	72	Tampa(A)	66
Jan. 13	51	Florida Southern(A)	54
Jan. 31	79	Rollins(A)	82
Feb. 2	73	Memphis State(A)	87
Feb. 4	77	Kansas State(A)	68
Feb. 10	76	Stetson(H)	66
Feb. 13	71	Florida Southern(A)	89
Feb. 14	83	Tampa(H)	74
Feb. 21	77	Loyola of N.O.(A)	85
Feb. 23	81	Miami(H)	75
Feb. 25	83	Stetson(A)	79
Mar. 4	87	Mercer(N)	77
Mar. 5	91	Stetson(A)	94

*District 25 NAIA Tournament at DeLand, Florida

1953-54 - Won 13, Lost 7 (.619)

Dec. 4	75	Mississippi State(A)	87
Dec. 6	72	Mercer(H)	50
Dec. 11	66	Georgia Teachers(H)	59
Dec. 16	72	Jacksonville State(H)	61
Dec. 18	74	Stetson(H)	71
Dec. 19	60	Spring Hill(H)	69
Jan. 6	74	Tampa(H)	58
Jan. 7	76	Loyola of N.O.(H)	80
Jan. 9	61	Miami(A)	78
Jan. 11	82	Rollins(A)	72
Jan. 12	73	Tampa(A)	63
Jan. 13	56	Florida Southern(A)	80
Jan. 16	60	Stetson(A)	82
Jan. 19	85	Rollins(H)	68
Jan. 21	99	Florida Southern(H)	71
Jan. 30	63	Mercer(A)	70
Feb. 5	76	Miami(H)	69
Feb. 13	72	Loyola of N.O.(A)	88
Feb. 17	89	Georgia Teachers(A)	85
Feb. 20	78	Arkansas State(H)	68

1954-55 - Won 22, Lost 4 (.846)

Dec. 4	103	Jacksonville State(H)	76
Dec. 6	75	Georgia Teachers(H)	67
Dec. 14	90	Tampa(H)	62
Dec. 18	94	Stetson(H)	79
Dec. 20	71	Miami(H)	66
Dec. 27	79	Florida(N)	82

Dec. 28	97	Georgia(N)	87
Jan. 3	75	Duke(A)	97
Jan. 7	73	Florida Southern(A)	69
Jan. 8	96	Tampa(A)	61
Jan. 15	90	Georgia(H)	81
Jan. 18	81	Spring Hill(A)	72
Jan. 19	91	Mississippi State(A)	76
Jan. 29	84	Stetson(A)	73
Jan. 31	86	Rollins(H)	74
Feb. 7	84	Florida Southern(H)	63
Feb. 14	88	Georgia(A)	79
Feb. 16	110	Rollins(A)	82
Feb. 19	95	Loyola of N.O.(A)	101
Feb. 21	102	Mississippi State(H)	86
Feb. 22	87	Loyola of N.O.(H)	84
Feb. 26	86	Miami(A)	80
Feb. 28	86	Stetson(H)	77
Mar. 1	91	Georgia Teachers(H)	83
Mar. 7	93	Montana State(N)	84
Mar. 9	88	Beloit(N)	110

*Gator Bowl Tournament at Jacksonville, Florida
 †District 25 Tournament at Tallahassee, Florida
 #National NAIA Tournament at Kansas City, Missouri

1955-56 - Won 16, Lost 9 (.640)

Dec. 1	63	North Carolina State(A)	88
Dec. 3	54	East Tennessee State(A)	80
Dec. 5	101	Rollins(H)	67
Dec. 10	91	Stetson(H)	78
Dec. 13	89	Tampa(A)	67
Dec. 16	104	Morningside(H)	83
Dec. 19	76	Clemson(N)	94
Dec. 20	86	Boston University(N)	52
Dec. 21	71	Mississippi State(N)	79
Dec. 28	69	West Virginia(N)	78
Dec. 29	59	Santa Clara(N)	61
Dec. 30	65	New York University(N)	53
Jan. 7	78	Miami(H)	76
Jan. 9	71	Rollins(A)	70
Jan. 13	79	Georgia(A)	76
Jan. 14	81	Georgia Teachers(A)	90
Jan. 16	65	Loyola of New Orleans(H)	75
Feb. 6	90	Troy State(H)	65
Feb. 7	88	Tampa(H)	73
Feb. 13	92	Florida Southern(H)	74
Feb. 18	85	Florida Southern(A)	81
Feb. 20	89	Stetson(A)	83
Feb. 25	85	Miami(A)	91
Mar. 3	72	Loyola of N.O.(A)	75
Mar. 5	80	Georgia(H)	75

*Carousel Tournament at Charlotte, North Carolina
 †Orange Bowl Tournament at Miami, Florida


1956-57 - Won 9, Lost 17 (.346)

Dec. 1	55	Duquesne(A)	70
Dec. 3	64	Staubenville(A)	79
Dec. 4	54	West Virginia(A)	88
Dec. 6	66	Bradley(A)	91
Dec. 10	65	Florida(A)	67
Dec. 13	74	Texas A&M(H)	83
Dec. 15	59	East Tennessee State(H)	65
Jan. 1	68	Georgia(H)	72
Jan. 2	75	Morehead State(N)	97
Jan. 3	108	Furman(N)	96
Jan. 10	59	North Carolina State(A)	64
Jan. 12	77	Miami(H)	83
Jan. 14	70	Stetson(A)	97
Jan. 19	104	Stetson(H)	86
Jan. 21	86	Georgia(A)	63
Feb. 2	82	Tampa(A)	67
Feb. 4	97	Rollins(A)	94
Feb. 5	63	Florida Southern(A)	78
Feb. 11	67	Florida Southern(H)	73
Feb. 16	96	Rollins(H)	79
Feb. 18	81	Southern Mississippi(H)	72
Feb. 20	79	Loyola of New Orleans(H)	77
Feb. 23	82	Miami(A)	96
Feb. 25	88	Tampa(H)	57
Mar. 1	74	Centenary(A)	92
Mar. 2	56	Loyola of New Orleans(A)	82

1957-58 - Won 9, Lost 16 (.360)

Dec. 2	74	Tennessee Tech(H)	71
Dec. 7	84	Murray State(H)	60
Dec. 9	57	Tennessee(A)	74
Dec. 11	70	Florida(A)	71
Dec. 14	89	Furman(A)	85
Dec. 17	56	Loyola of N.O.(H)	82
Dec. 18	65	Louisiana State(A)	67
Jan. 1	57	Citadel(N)	59
Jan. 2	92	Georgia(N)	80
Jan. 6	67	Loyola of N.O.(H)	79
Jan. 9	72	Tampa(H)	53

(continued on page 128)



Head coach Bud Kennedy and FSU's second all-time leading scorer, Jim Oler, led the 1954-55 Seminoles to a 22-4 record and a trip to the NAIB Nationals.

ALL-TIME FSU SCORES

(1957-58 continued from page 127)

Jan. 13	..56	..Memphis State(A)	59
Jan. 16	..77	..Stetson(H)	60
Jan. 18	..71	..Miami(H)	70
Jan. 30	..51	..West Virginia(A)	103
Feb. 1	..68	..Marshall(A)	107
Feb. 3	..66	..Ohio University(A)	66
Feb. 4	..69	..Xavier of Ohio(A)	76
Feb. 7	..62	..Army(H)	71
Feb. 12	..57	..Oklahoma City(H)	52
Feb. 13	..80	..Rollins(H)	61
Feb. 18	..51	..Memphis State(H)	68
Feb. 22	..66	..Miami(A)	86
Feb. 24	..56	..Tampa(A)	77
Mar. 3	..65	..Georgia(H)	77

*Senior Bowl Tournament at Mobile, Alabama

1958-59 - Won 8, Lost 15 (.347)			
Dec. 1	..68	..Kentucky(A)	91
Dec. 6	..73	..Furman(H)	70
Dec. 9	..100	..Spring Hill(H)	70
Dec. 11	..64	..Wake Forest(A)	73
Dec. 13	..82	..Florida(H)	60
Dec. 17	..74	..Auburn(A)	95
Dec. 19	..79	..Miami(N)	85
Dec. 20	..72	..Georgia(N)	83
Dec. 27	..82	..Louisiana State(H)	67
Dec. 29	..62	..Auburn(H)	69
Jan. 6	..65	..Southern Mississippi(H)	62
Jan. 13	..72	..Memphis State(H)	75
Jan. 17	..93	..Miami(H)	69
Jan. 19	..91	..Georgia(A)	94
Jan. 31	..75	..Oklahoma City(A)	103
Feb. 2	..63	..Centenary(A)	87
Feb. 7	..61	..Loyola of N.O.(H)	60
Feb. 9	..71	..Murray State(A)	60
Feb. 10	..69	..Memphis State(A)	93
Feb. 16	..84	..Oklahoma City(H)	98
Feb. 21	..91	..Stetson(A)	98
Feb. 23	..94	..Rollins(A)	83
Feb. 28	..85	..Miami(A)	92

*Citadel Invitational at Charleston, South Carolina

1959-60 - Won 10, Lost 15 (.400)			
Dec. 1	..76	..Louisiana State(A)	89
Dec. 2	..84	..Loyola of N.O.(A)	71
Dec. 5	..71	..Florida(A)	81
Dec. 12	..58	..Auburn(A)	62
Dec. 14	..86	..Alabama(A)	74
Dec. 18	..64	..Clemson(A)	68
Dec. 28	..63	..Auburn(H)	76
Dec. 29	..86	..Jacksonville(N)	69
Dec. 30	..66	..Georgia(N)	59
Jan. 4	..93	..South Carolina(H)	75
Jan. 5	..74	..Citadel(A)	76
Jan. 7	..81	..Centenary(H)	71
Jan. 9	..78	..Southern Mississippi(A)	87
Jan. 11	..71	..Memphis State(A)	86
Jan. 14	..72	..Tampa(H)	67
Jan. 16	..91	..Miami(H)	93
Jan. 30	..78	..Morehead State(H)	75
Feb. 1	..68	..Tampa(A)	83
Feb. 9	..67	..Memphis State(H)	83
Feb. 11	..101	..Rollins(H)	58
Feb. 13	..105	..Furman(A)	98
Feb. 15	..60	..Citadel(A)	100
Feb. 22	..69	..Loyola of N.O.(H)	50
Feb. 27	..89	..Miami(A)	107
Feb. 29	..95	..Georgia(H)	82

*Gator Bowl Tournament at Jacksonville, Florida

1960-61 - Won 14, Lost 10 (.583)			
Dec. 1	..68	..Tampa(H)	60
Dec. 3	..83	..Kentucky(A)	58
Dec. 5	..55	..Vanderbilt(A)	75
Dec. 10	..57	..Auburn(A)	74
Dec. 12	..74	..Clemson(H)	57
Dec. 14	..67	..Florida(H)	74
Dec. 17	..72	..South Carolina(A)	82
Dec. 19	..65	..Clemson(A)	64
Dec. 28	..58	..Georgia(N)	62
Jan. 4	..68	..Tennessee(A)	70
Jan. 9	..73	..Loyola of N.O.(H)	55
Jan. 14	..89	..Miami(H)	78
Jan. 17	..67	..Auburn(N)	74
Jan. 28	..78	..Rollins(A)	70
Jan. 31	..68	..Alabama(H)	57
Feb. 6	..83	..Citadel(H)	77
Feb. 9	..99	..Valdosta State(H)	66
Feb. 16	..77	..Georgia(A)	68
Feb. 18	..66	..Citadel(A)	79
Feb. 20	..99	..Furman(H)	57
Feb. 22	..74	..Florida(A)	75
Feb. 24	..116	..Tampa(A)	95
Feb. 25	..73	..Miami(A)	75
Feb. 28	..72	..Loyola of N.O.(A)	68

*Gator Bowl Tournament at Jacksonville, Florida

†at Columbus, Georgia

1961-62 - Won 15, Lost 8 (.651)			
Dec. 2	..57	..Ohio State(A)	72
Dec. 4	..63	..Wisconsin(A)	64
Dec. 6	..76	..Rice(H)	66
Dec. 7	..85	..Florida(A)	71
Dec. 9	..56	..Auburn(A)	52
Dec. 14	..77	..Clemson(H)	82
Dec. 16	..69	..Tennessee(A)	62
Dec. 30	..57	..Auburn(H)	62
Jan. 4	..99	..Oklahoma City(H)	77
Jan. 6	..64	..Furman(A)	67
Jan. 8	..69	..Clemson(A)	75
Jan. 11	..110	..Rollins(H)	53
Jan. 13	..65	..Miami(H)	60
Jan. 31	..57	..Alabama(A)	72
Feb. 3	..81	..Oklahoma City(A)	79
Feb. 5	..76	..Houston(A)	84
Feb. 9	..73	..Valdosta State(H)	42
Feb. 12	..91	..Tampa(H)	71
Feb. 15	..71	..Georgia(A)	62
Feb. 21	..79	..Florida(H)	56
Feb. 24	..83	..Miami(A)	80
Feb. 26	..123	..Tampa(A)	92
Mar. 2	..101	..Georgia(H)	69

1962-63 - Won 15, Lost 10 (.600)

Dec. 1	..92	..Tampa(H)	60
Dec. 3	..65	..Valdosta State(H)	42
Dec. 6	..59	..Florida(H)	80
Dec. 8	..47	..Auburn(A)	65
Dec. 10	..72	..Alabama(H)	53
Dec. 12	..54	..Kentucky(A)	83
Dec. 21	..70	..Auburn(H)	77
Dec. 22	..56	..Richmond(H)	62
Dec. 27	..77	..Georgia(N)	69
Dec. 28	..49	..Alabama(N)	48
Dec. 29	..79	..Georgia Southern(N)	60
Jan. 2	..65	..Tennessee(A)	66
Jan. 3	..72	..Chattanooga(A)	55
Jan. 12	..77	..Miami(H)	74
Jan. 14	..88	..Georgia(H)	54
Jan. 17	..76	..Georgia(A)	90
Jan. 19	..55	..Georgia Tech(A)	70
Jan. 23	..86	..Florida(A)	94
Jan. 26	..76	..Houston(H)	69
Jan. 28	..63	..Alabama(A)	61
Feb. 5	..61	..Valdosta State(A)	59
Feb. 9	..73	..Stetson(H)	61
Feb. 11	..82	..Centenary(H)	68
Feb. 23	..70	..Miami(A)	99
Feb. 25	..80	..Tampa(A)	58

*Savannah Invitational Tournament at Savannah, Georgia

1963-64 - Won 14, Lost 14 (.500)

Dec. 3	..55	..Florida(A)	78
Dec. 7	..69	..Auburn(H)	67
Dec. 9	..53	..Alabama(A)	62
Dec. 11	..81	..Rice(A)	102
Dec. 12	..60	..Texas Christian(A)	66
Dec. 21	..107	..Tampa(H)	61
Jan. 23	..91	..Tulsa(H)	76
Dec. 26	..53	..Air Force(N)	78
Dec. 27	..85	..Manhattan(N)	81
Jan. 2	..65	..Richmond(A)	69
Jan. 4	..72	..Virginia Military(A)	83
Jan. 11	..80	..Miami(H)	78
Jan. 16	..91	..Memphis State(H)	90
Jan. 18	..64	..Georgia(H)	63
Jan. 23	..50	..Florida(H)	52
Jan. 29	..95	..Auburn(A)	63
Jan. 29	..95	..Alabama(H)	77
Feb. 6	..57	..Furman(H)	48
Feb. 8	..72	..Centenary(A)	79
Feb. 10	..72	..Memphis State(A)	84
Feb. 15	..73	..Georgia Tech(A)	77
Feb. 22	..101	..Jacksonville(H)	77
Feb. 27	..80	..Stetson(A)	60
Feb. 29	..80	..Miami(A)	82
Mar. 3	..70	..Georgia(A)	85

*Gator Bowl Tournament at Jacksonville, Florida

1964-65 - Won 16, Lost 10 (.620)

Jan. 1	..81	..Valdosta State(H)	57
Dec. 3	..76	..Virginia Military(H)	72
Dec. 5	..68	..Auburn(A)	92
Dec. 7	..73	..Alabama(A)	76
Dec. 9	..51	..Florida(H)	50
Dec. 18	..56	..Oklahoma State(N)	60
Dec. 19	..82	..Baylor(N)	64
Dec. 22	..43	..Tennessee(N)	65
Dec. 25	..74	..Tulsa(A)	72
Dec. 28	..44	..DePaul(N)	52
Dec. 29	..77	..Creighton(N)	85
Dec. 30	..81	..Rice(N)	56
Jan. 7	..64	..Georgia(OT)(A)	55

Jan. 9	..67	..Miami(H)	66
Jan. 16	..74	..Memphis State(H)	61
Jan. 20	..72	..Georgia Tech(H)	65
Jan. 25	..58	..Auburn(H)	55
Jan. 30	..66	..Alabama(H)	75
Feb. 4	..62	..Duguesne(N)	53
Feb. 6	..81	..Memphis State(A)	70
Feb. 10	..97	..Jacksonville(H)	74
Feb. 15	..76	..Georgia Tech(A)	77
Feb. 20	..71	..Tampa(A)	64
Feb. 23	..65	..Florida(A)	77
Mar. 1	..75	..Miami(A)	82
Mar. 6	..85	..Georgia(H)	83

1965-1966 - Won 15, Lost 11 (.577)

Dec. 1	..73	..Lamar Tech(H)	68
Dec. 2	..69	..Valdosta(H)	68
Dec. 6	..121	..Tampa(H)	57
Dec. 8	..62	..Florida(A)	75
Dec. 16	..80	..North Carolina(A)	115
Dec. 18	..62	..U. Cal-Santa Barbara(H)	61
Dec. 20	..65	..V.M.I.(A)	64
Dec. 21	..58	..Auburn(N)	59
Dec. 27	..64	..Auburn(N)	80
Jan. 3	..57	..Georgia(A)	63
Jan. 7	..78	..Miami(H)	62
Jan. 10	..73	..Loyola of N.O.(H)	53
Jan. 15	..67	..Georgia State(H)	63
Jan. 18	..65	..Florida(H)	74
Jan. 24	..86	..Jacksonville(A)	90
Jan. 28	..96	..Panama Nationals(H)	73
Jan. 31	..71	..Georgia Tech(H)	66
Feb. 5	..66	..Memphis State(A)	81
Feb. 7	..62	..Loyola of N.O.(A)	63
Feb. 10	..78	..Jacksonville(H)	49
Feb. 14	..88	..Georgia Tech(A)	95
Feb. 15	..77	..Samford(H)	66
Feb. 24	..99	..Florida Southern(H)	54
Feb. 26	..99	..Tampa(A)	70
Feb. 28	..90	..Miami(A)	112
Mar. 5	..87	..Georgia(H)	69

1966-67 - Won 11, Lost 15 (.423)

Dec. 1	..62	..Valdosta State(H)	58
Dec. 5	..76	..Rice(H)	72
Dec. 7	..30	..Florida(A)	50
Dec. 9	..48	..Kansas(A)	62
Dec. 10	..58	..Kansas State(A)	81
Dec. 16	..76	..Richmond(A)	60
Dec. 19	..73	..Eastern Kentucky(A)	61
Dec. 19	..83	..Citadel(A)	67
Dec. 20	..55	..North Carolina(A)	81
Dec. 27	..59	..Auburn(A)	67
Dec. 28	..79	..Alabama(A)	80
Jan. 7	..61	..Miami(H)	60
Jan. 14	..85	..Tulane(A)	87
Jan. 16	..42	..Memphis State(A)	46
Jan. 23	..61	..Jacksonville(H)	70
Jan. 28	..68	..Georgia Tech(H)	75
Jan. 30	..109	..Tampa(H)	72
Feb. 4	..55	..Memphis State(H)	51
Feb. 8	..68	..Jacksonville(A)	67
Feb. 11	..100	..Tulane(H)	90
Feb. 18	..84	..Florida Southern(A)	76
Feb. 22	..75	..Florida(H)	90
Feb. 25	..64	..Georgia Tech(A)	102
Feb. 27	..87	..Tampa(A)	64
Mar. 1	..90	..Miami(A)	110

1967-68 - Won 19, Lost 8 (.704)

Dec. 17	..59	..Georgia Tech(A)	66
Dec. 4	..69	..Ohio State(A)	76
Dec. 7	..87	..Florida(H)	95
Dec. 9	..104	..Samford(H)	89
Dec. 15	..58	..Marquette(N)	78
Dec. 16	..130	..Louisiana State(N)	100
Dec. 20	..114	..Richmond(H)	91
Dec. 22	..87	..Rutgers(H)	77
Dec. 29	..94	..George Washington(N)	69
Dec. 30	..67	..Evansville(A)	76
Jan. 2	..96	..Citadel(A)	75
Jan. 6	..111	..Stetson(H)	81
Jan. 12	..122	..Miami(H)	93
Jan. 16	..92	..Jacksonville(H)	79
Jan. 20	..73	..Georgia Tech(A)	57
Jan. 26	..109	..Holstra(H)	71
Jan. 30	..81	..Valdosta State(H)	71
Feb. 1	..80	..North Carolina(A)	86
Feb. 3	..110	..East Carolina(H)	100
Feb. 7	..93	..Citadel(H)	50
Feb. 10	..104	..Florida Southern(H)	82
Feb. 16	..106	..Jacksonville(A)	65
Feb. 21	..64	..Florida(N)	89
Feb. 24	..72	..Georgia Tech(H)	67
Feb. 29	..72	..Stetson(A)	60
Mar. 1	..84	..Miami(A)	96


Mar. 9 ..69 ..East Tennessee State(A) ..79
 *Milwaukee Classic at Milwaukee, Wisconsin
 †Evansville Tournament at Evansville, Indiana
 †NCAA Midwest Regional at Kent, Ohio

1968-69 - Won 18, Lost 8 (.692)

Dec. 2	..120	..Valdosta State(H)	75
Dec. 6	..111	..Miami(N)	84
Feb. 7	..93	..Jacksonville(N)	88
Dec. 14	..74	..Virginia Tech(A)	77
Dec. 16	..78	..Louisville(A)	79
Dec. 21	..70	..Southern California(H)	68
Dec. 27	..86	..Ohio State(H)	93
Dec. 30	..104	..New Hampshire(H)	52
Jan. 4	..68	..Jacksonville(A)	76
Jan. 8	..97	..Tulane(A)	94
Jan. 10	..86	..Miami(H)	88
Jan. 13	..67	..Kent State(H)	71
Jan. 18	..99</		

ALL-TIME FSU SCORES

Dec. 7 ...90 ...Jacksonville*(N).....	83	Feb. 9 ...118 ...South Florida(H).....	84
Dec. 11 ...104 ...Valdosta State(H).....	65	Feb. 13 ...89 ...Jacksonville(A).....	113
Dec. 16 ...10 ...Hawaii(A).....	30	Feb. 16 ...85 ...North Carolina+(N).....	104
Dec. 22 ...76 ...Hawaii(A).....	81	Feb. 23 ...105 ...South Alabama(H).....	63
Dec. 27 ...85 ...Washington*(N).....	77	Feb. 26 ...86 ...Fairleigh Dickinson(H).....	58
Dec. 29 ...73 ...Oregon State*(N).....	72	Mar. 4 ...86 ...South Alabama(A).....	91
Dec. 30 ...85 ...Washington State*(N).....	61	*Steel Bowl Tournament at Pittsburgh, Pennsylvania	
Jan. 3 ...88 ...Denver*(N).....	70	*Big Sun Classic at St. Petersburg, Florida	
Jan. 4 ...63 ...St. Louis*(N).....	62	@ Mercer Invitational at Macon, Georgia	
Jan. 8 ...106 ...East Tennessee St.(H).....	63	%Bluebonnet Classic at Houston, Texas	
Jan. 11 ...96 ...Mercer(H).....	78	Sat Savannah, Georgia	
Jan. 15 ...86 ...Houston(H).....	79	+at Greensboro, North Carolina	
Jan. 19 ...105 ...South Alabama(H).....	72	1974-75 - Won 18, Lost 8 (.692)	
Jan. 22 ...71 ...Georgia Tech(A).....	69	Nov. 30 ...81 ...Valdosta State(H).....	74
Jan. 26 ...82 ...Jacksonville*(H).....	84	Dec. 3 ...72 ...Illinois State(H).....	70
Jan. 29 ...84 ...Florida Southern(H).....	64	Dec. 7 ...90 ...Marshall(H).....	63
Jan. 31 ...109 ...Pan American(H).....	83	Dec. 9 ...69 ...Memphis State(A).....	70
Feb. 4 ...86 ...Houston(A).....	94	Dec. 14 ...75 ...Louisville(H).....	84
Feb. 7 ...104 ...South Alabama(A).....	81	Dec. 18 ...96 ...Cal. State-Bakersfield(H).....	66
Feb. 12 ...94 ...Tulane(H).....	84	Dec. 21 ...67 ...Ohio University(H).....	60
Feb. 19 ...108 ...Georgia Tech(H).....	50	Dec. 26 ...69 ...Purdue*(N).....	66
Feb. 23 ...70 ...Jacksonville(A).....	61	Dec. 27 ...61 ...Louisville*(A).....	79
Feb. 26 ...49 ...Stetson(A).....	47	Jan. 4 ...107 ...Eastern Kentucky(H).....	75
Feb. 28 ...94 ...Biscayne(A).....	66	Jan. 7 ...104 ...Wisconsin-Milwaukee(H).....	82
Mar. 4 ...64 ...Cincinnati(A).....	86	Jan. 11 ...88 ...Biscayne College(H).....	59
Mar. 11 ...83 ...Eastern Kentucky+(N).....	81	Jan. 15 ...71 ...South Florida(A).....	77
Mar. 16 ...70 ...Minnesota*(N).....	56	Jan. 18 ...107 ...Hofstra(H).....	71
Mar. 18 ...73 ...Kentucky*(N).....	54	Jan. 20 ...85 ...Biscayne College(A).....	85
Mar. 23 ...79 ...North Carolina@ (N).....	75	Jan. 25 ...75 ...Canisius(A).....	81
Mar. 26 ...76 ...UCLA@ (N).....	81	Jan. 27 ...78 ...New Mexico(A)(OT).....	84
*Sunshine Classic Champion at Jacksonville, Florida		Feb. 1 ...111 ...Chattanooga(H).....	70
†Forfeit loss		Feb. 6 ...63 ...Jacksonville(H).....	55
‡Far West Classic Champion at Portland, Oregon		Feb. 9 ...101 ...Georgia Southern*(N).....	71
§Senior Bowl Tournament Champion at Mobile, Alabama		Feb. 13 ...81 ...Georgia State(H).....	72
+NCAA First Round at Knoxville, Tennessee		Feb. 19 ...71 ...Jacksonville(A).....	76
§NCAA Midwest Regional at Dayton, Ohio		Feb. 22 ...104 ...Georgia Southern(H).....	71
@NCAA Final Four at Los Angeles, California		Feb. 24 ...91 ...Mercer(H).....	68
1972-73 - Won 18, Lost 8 (.692)		Feb. 28 ...77 ...South Florida(H).....	64
Dec. 1 ...109 ...Georgia Southern(H).....	97	Mar. 5 ...54 ...Stetson(A).....	63
Dec. 4 ...87 ...Eastern Kentucky*(N).....	70	*Holiday Classic at Louisville, Kentucky	
Dec. 9 ...97 ...Biscayne College(H).....	62	†at Savannah, Georgia	
Dec. 15 ...59 ...Princeton*(N).....	61	1975-76 - Won 21, Lost 6 (.778)	
Dec. 16 ...85 ...Baylor*(N).....	67	Dec. 2 ...90 ...Rollins(H).....	47
Dec. 22 ...68 ...Alabama@ (N).....	74	Dec. 6 ...65 ...Eastern Kentucky(A).....	59
Dec. 23 ...91 ...Northwestern@ (N).....	73	Dec. 8 ...59 ...Indiana(A).....	83
Dec. 27 ...70 ...Penn State*(N).....	60	Dec. 11 ...61 ...Stetson(H).....	71
Dec. 28 ...77 ...Brigham Young*(N).....	80	Dec. 13 ...109 ...Palm Beach Atlantic(H).....	52
Dec. 30 ...94 ...Oklahoma City*(N).....	80	Dec. 15 ...78 ...South Florida*(N).....	51
Jan. 6 ...91 ...Connecticut(H).....	55	Dec. 20 ...72 ...Alabama*(N).....	76
Jan. 8 ...101 ...Georgetown(H).....	70	Dec. 26 ...54 ...Washington*(N).....	69
Jan. 13 ...78 ...Cincinnati(H).....	74	Dec. 27 ...75 ...Oregon State*(N).....	78
Jan. 17 ...84 ...Stetson(H).....	67	Dec. 28 ...84 ...Colorado State*(N).....	54
Jan. 20 ...66 ...Jacksonville(A).....	70	Jan. 8 ...88 ...Western Kentucky(H).....	80
Jan. 25 ...47 ...Samford(A).....	34	Jan. 10 ...77 ...Jacksonville(A).....	57
Jan. 27 ...78 ...Southern Illinois(H).....	73	Jan. 14 ...107 ...Baptist College(H).....	54
Jan. 29 ...95 ...South Florida(H).....	53	Jan. 17 ...100 ...Memphis State(H).....	75
Feb. 1 ...62 ...Virginia Tech(A).....	91	Jan. 20 ...78 ...South Florida(A).....	72
Feb. 3 ...80 ...Seton Hall*(N).....	69	Jan. 24 ...110 ...SW Louisiana(H).....	70
Feb. 10 ...62 ...Cincinnati(A).....	61	Jan. 31 ...66 ...Georgia State(A).....	58
Feb. 14 ...63 ...Jacksonville(H).....	74	Feb. 2 ...80 ...Illinois State(A)(OT).....	82
Feb. 17 ...79 ...North Carolina+(N).....	91	Feb. 7 ...88 ...South Florida(H).....	62
Feb. 23 ...86 ...South Alabama(H).....	69	Feb. 12 ...109 ...Illinois State(H).....	81
Feb. 26 ...59 ...Marshall(H).....	91	Feb. 14 ...85 ...Madison(A).....	65
Mar. 3 ...112 ...Mercer(H).....	74	Feb. 18 ...74 ...Jacksonville(H).....	65
*at Louisville, Kentucky		Feb. 21 ...92 ...Georgia State(H).....	70
†Marshall Invitational at Huntington, West Virginia		Feb. 24 ...106 ...Valdosta State(H).....	61
@Dayton Invitational at Dayton, Ohio		Feb. 28 ...90 ...Mercer(H).....	76
%All College Tournament at Oklahoma City, Oklahoma		Mar. 4 ...68 ...SW Louisiana(A).....	65
+at New York, New York		Mar. 6 ...81 ...Dayton(A).....	95
1973-74 - Won 18, Lost 8 (.692)		1976-77 - Won 16, Lost 11 (.593)	
Nov. 30 ...92 ...Hofstra(H).....	63	Nov. 26 ...70 ...Toledo*(N).....	66
Dec. 3 ...109 ...Biscayne College(H).....	71	Nov. 27 ...92 ...Clemson*(N).....	108
Dec. 7 ...65 ...Clemson*(N).....	58	Nov. 30 ...109 ...Missouri Western(H).....	90
Dec. 8 ...60 ...Pittsburgh*(N).....	62	Dec. 4 ...97 ...Austin Peay(H).....	86
Dec. 10 ...93 ...Eastern Kentucky(A).....	60	Dec. 11 ...63 ...Missouri(A).....	65
Dec. 15 ...78 ...Louisville(A).....	90	Dec. 17 ...94 ...Santa Clara†(N).....	80
Dec. 18 ...88 ...Memphis State(H).....	80	Dec. 18 ...87 ...San Francisco†(N).....	99
Dec. 21 ...107 ...Western Kentucky*(N).....	87	Dec. 23 ...71 ...Army*(N).....	72
Dec. 22 ...66 ...Wake Forest*(N).....	48	Dec. 30 ...76 ...Vermont*(N).....	67
Dec. 27 ...92 ...Indiana State@ (N).....	93	Jan. 3 ...75 ...Louisville(A).....	78
Dec. 28 ...84 ...Wisconsin-Milwaukee@ (N).....	82	Jan. 5 ...93 ...Western Kentucky(A).....	73
Jan. 4 ...99 ...Texas A&M*(N).....	79	Jan. 8 ...83 ...Troy State(H).....	69
Jan. 5 ...74 ...Houston*(A).....	79	Jan. 12 ...69 ...Madison(H).....	66
Jan. 10 ...85 ...Virginia Tech(H).....	80	Jan. 15 ...75 ...Memphis State(A).....	81
Jan. 14 ...92 ...Georgia Southern*(N).....	89	Jan. 20 ...97 ...South Florida(A).....	74
Jan. 19 ...84 ...South Florida(A)(OT).....	95	Jan. 22 ...115 ...South Alabama(H).....	86
Jan. 21 ...73 ...Southern Illinois(A).....	77	Jan. 26 ...70 ...Jacksonville(A).....	77
Jan. 24 ...78 ...Jacksonville(H).....	74	Jan. 29 ...65 ...UNC-Charlotte(H).....	76
Feb. 1 ...90 ...New Mexico(H).....	71	Feb. 5 ...139 ...Baptist College(H).....	65
Feb. 6 ...91 ...Canisius(H).....	74	Feb. 7 ...57 ...Kentucky(A).....	97
		Feb. 12 ...87 ...Stetson(A)(OT).....	80
		Feb. 18 ...76 ...Dayton*(N).....	71



Dave Cowens' (above) storied career at Florida State carried over to a tremendously successful NBA career and culminated in his induction into the Basketball Hall of Fame.

Feb. 23 ...64 ...Jacksonville(H).....	70	Jan. 26 ...88 ...St. Louis(H).....	75
Feb. 26 ...103 ...South Florida(H).....	72	Feb. 2 ...56 ...South Alabama(H).....	58
Mar. 1 ...91 ...Oral Roberts(H).....	87	Feb. 4 ...72 ...St. Louis(A).....	68
Mar. 3 ...67 ...Georgia Tech*(N).....	72	Feb. 6 ...85 ...Memphis State(A).....	89
*IPTAY Tournament at Clemson, South Carolina		Feb. 11 ...89 ...Memphis State(H).....	82
†Cable Car Classic at San Francisco, California		Feb. 13 ...79 ...UNC-Charlotte(A).....	88
‡Vermont Classic at Burlington, Vermont		Feb. 17 ...81 ...Louisville(H).....	70
@at St. Petersburg, Florida		Feb. 21 ...78 ...Georgia Tech(H).....	72
*Metro Tournament at Memphis, Tennessee		Feb. 25 ...85 ...Georgia Tech(A).....	82
1977-78 - Won 23, Lost 6 (.793)		Feb. 27 ...80 ...Oral Roberts(A).....	76
Nov. 28 ...83 ...Rollins(H).....	59	Mar. 2 ...71 ...Georgia Tech*(N).....	69
Dec. 1 ...110 ...Troy State(H).....	82	Mar. 4 ...93 ...Louisville*(N).....	94
Dec. 5 ...90 ...St. Leo(H).....	49	Mar. 11 ...76 ...Kentucky*(N).....	65
Dec. 9 ...76 ...South Florida*(N).....	67	*Big Sun Tournament at St. Petersburg, Florida	
Dec. 10 ...84 ...Seton Hall†(N).....	63	†Birmingham Classic at Birmingham, Alabama	
Dec. 16 ...100 ...Texas A&M†(N).....	77	‡Pillsbury Classic at Minneapolis, Minnesota	
Dec. 17 ...82 ...Navy†(N).....	55	%Metro Tournament at Cincinnati, Ohio	
Dec. 21 ...97 ...Missouri(H).....	64	*NCAA Tournament at Knoxville, Tennessee	
Dec. 27 ...75 ...Cincinnati(A).....	77	1978-79 - Won 19, Lost 10 (.655)	
Dec. 30 ...71 ...Tulane*(H).....	56	Nov. 27 ...116 ...Eckerd(H).....	71
Dec. 31 ...74 ...Minnesota†(N).....	88	Nov. 30 ...70 ...Western Kentucky(H).....	59
Jan. 7 ...87 ...Tulane(A).....	85	Dec. 4 ...71 ...Auburn(A).....	70
Jan. 11 ...85 ...Fairleigh Dickinson(H).....	43	Dec. 9 ...68 ...Florida*(N).....	61
Jan. 14 ...103 ...Tulane(H).....	85	Dec. 18 ...106 ...Florida Southern(H).....	75
Jan. 17 ...76 ...Cincinnati(H).....	66	Dec. 22 ...80 ...Dayton†(N).....	97
Jan. 22 ...70 ...Louisville(A).....	66		

(continued on page 130)

ALL-TIME FSU SCORES

(1978-79 continued from page 129)

Dec. 23	57	..Penn State(N)	64
Dec. 30	85	..Alabama Birmingham(A)	68
Jan. 3	68	..Jacksonville(H)	71
Jan. 5	96	..Georgia Southern(N)	83
Jan. 6	76	..Old Dominion(N)	80
Jan. 10	60	..Tulane(A)	74
Jan. 12	61	..St. Louis(A)	59
Jan. 16	63	..Memphis State(A)	86
Jan. 20	65	..Louisville(H)	67
Jan. 23	79	..Georgia Tech(H)	73
Jan. 25	71	..George Washington(A)	68
Jan. 27	80	..Cincinnati(A)	77
Jan. 29	89	..Tulane(H)	84
Feb. 1	71	..Louisville(H)	84
Feb. 3	84	..Jacksonville(H)	81
Feb. 6	61	..South Alabama(A)	78
Feb. 10	73	..Georgia Tech(A)	75
Feb. 12	84	..St. Louis(H)	79
Feb. 17	76	..Cincinnati(H)	71
Feb. 25	90	..Memphis State(H)	87
Mar. 1	101	..Tulane(N)	92
Mar. 2	35	..Memphis State(N)	34
Mar. 5	60	..Virginia Tech(N)	68
*at Jacksonville, Florida			
†Dayton Invitational at Dayton, Ohio			
#Old Dominion Classic at Norfolk, Virginia			
%Metro Tournament at Memphis, Tennessee			
1979-80 - Won 22, Lost 9 (710)			
Nov. 30	101	..Florida A&M(H)	63
Dec. 2	76	..Jacksonville(H)	77
Dec. 6	89	..South Florida(A)	71
Dec. 8	87	..Florida(N)	70
Dec. 20	112	..Minnesota(H)	91
Dec. 29	67	..Western Kentucky(A)	65
Jan. 2	108	..Tulane(H)	97
Jan. 4	75	..St. Louis(A)	73
Jan. 7	84	..South Florida(H)	69
Jan. 10	74	..Memphis State(A)	69
Jan. 12	79	..Tulane(A)	80
Jan. 14	82	..South Carolina-Aiken(H)	69
Jan. 19	64	..Marquette(A)	74
Jan. 21	77	..Virginia Tech(H)	79
Jan. 27	73	..Louisville(H)	79
Feb. 2	54	..Cincinnati(A)	52
Feb. 4	73	..Auburn(H)	69
Feb. 7	55	..Memphis State(H)	54
Feb. 9	90	..Cincinnati(H)	74
Feb. 11	85	..Florida Southern(A)	78
Feb. 14	71	..St. Louis(H)	69
Feb. 16	64	..Jacksonville(A)	55
Feb. 18	60	..Cleveland State(H)	63
Feb. 20	89	..Alabama-Birmingham(H)	87
Feb. 22	76	..Virginia Tech(A)	78
Feb. 24	75	..Louisville(H)	83
Feb. 28	85	..Tulane(H)	73
Feb. 29	79	..Cincinnati(N)	69
Mar. 1	72	..Louisville(N)	81
Mar. 7	94	..Toledo(N)	91
Mar. 9	78	..Kentucky(N)	97
*at Jacksonville, Florida			
†Metro Tournament at Louisville, Kentucky			
#NCAA Tournament at Bowling Green, Kentucky			
1980-81 - Won 17, Lost 11 (607)			
Nov. 29	57	..Central Florida(H)	41
Dec. 2	66	..Minnesota(A)	79
Dec. 6	59	..Jacksonville(H)	57
Dec. 13	74	..Florida(N)(OT)	61
Dec. 17	74	..Auburn(A)	78
Dec. 19	68	..Missouri(N)	64
Dec. 20	64	..Georgia(N)	62
Dec. 30	78	..South Carolina(H)	80
Jan. 3	64	..Memphis State(H)	66
Jan. 5	79	..Cincinnati(A)	87
Jan. 10	87	..Baptist College(H)	60
Jan. 12	70	..Virginia Tech(A)(OT)	80
Jan. 17	78	..Louisville(A)	98
Jan. 20	59	..Jacksonville(A)	50
Jan. 24	79	..Tulane(H)	61
Jan. 26	82	..Florida(A)	71
Jan. 31	74	..Tulane(A)	68
Feb. 4	71	..St. Louis(A)	72
Feb. 7	73	..Louisville(H)(OT)	82
Feb. 9	70	..St. Louis(H)	57
Feb. 14	79	..Cincinnati(H)	80
Feb. 16	80	..Virginia Tech(H)	76
Feb. 18	70	..South Carolina(A)	83
Feb. 21	92	..Florida A&M(H)	79
Feb. 28	80	..Memphis State(A)	78
Mar. 1	81	..Marquette(N)	78
Mar. 5	84	..St. Louis(N)	77
Mar. 6	57	..Cincinnati(N)	58
*at Jacksonville, Florida			
†Cotton States Tournament at Atlanta, Georgia			
#at Tampa, Florida			

*Metro Tournament at Louisville, Kentucky

1981-82 - Won 11, Lost 17 (392)			
Nov. 29	81	..Florida A&M(H)	67
Dec. 1	67	..Georgia(H)	70
Dec. 4	94	..Jacksonville(N)(OT)	93
Dec. 5	67	..South Florida(N)	82
Dec. 9	80	..Jacksonville(H)	83
Dec. 12	65	..Florida(N)	81
Dec. 19	76	..Auburn(H)	77
Dec. 22	82	..South Carolina(A)	77
Dec. 29	76	..UNC-Charlotte(N)	73
Dec. 30	79	..Dayton(N)	63
Jan. 4	57	..Louisville(A)	79
Jan. 9	63	..Memphis State(A)	90
Jan. 11	82	..Florida(H)	67
Jan. 14	75	..St. Louis(A)	74
Jan. 16	69	..Virginia Tech(A)	65
Jan. 23	89	..St. Louis(H)	73
Jan. 25	101	..St. Leo(H)	74
Jan. 27	79	..Jacksonville(A)	80
Jan. 30	71	..Louisville(H)	65
Feb. 1	53	..Tulane(N)	66
Feb. 10	61	..Tulane(H)	62
Feb. 13	60	..Memphis State(H)	62
Feb. 20	83	..Cincinnati(A)	84
Feb. 22	84	..South Carolina(H)	87
Feb. 25	76	..Virginia Tech(H)	77
Feb. 27	71	..Cincinnati(H)	73
Mar. 5	54	..Tulane(N)	49
Mar. 6	73	..Louisville(N)	97
*Florida Four Tournament at Tampa, Florida			
†at Jacksonville, Florida			
†Dayton Tournament at Dayton, Ohio			
#Metro Tournament at Memphis, Tennessee			
1982-83 - Won 14, Lost 14 (500)			
Nov. 29	92	..St. Leo(H)	54
Dec. 1	68	..Auburn(A)	78
Dec. 6	81	..Florida A&M(H)	79
Dec. 10	77	..South Florida(N)	90
Dec. 11	81	..Jacksonville(N)	86
Dec. 19	63	..Florida(H)	64
Dec. 22	74	..Pittsburgh(H)	75
Dec. 29	65	..San Diego State(A)	89
Dec. 30	92	..Tulsa(N)	60
Jan. 2	74	..New Mexico(A)	71
Jan. 4	61	..Jacksonville(A)	60
Jan. 8	69	..Louisville(H)	98
Jan. 13	94	..Southern Mississippi(H)	82
Jan. 15	69	..Virginia Tech(A)	70
Jan. 22	86	..Cincinnati(H)	78
Jan. 29	71	..Southern Mississippi(A)	65
Feb. 2	90	..South Carolina(A)(OT)	85
Feb. 6	69	..Cincinnati(A)	63
Feb. 7	63	..Louisville(A)	84
Feb. 12	83	..Jacksonville(H)	79
Feb. 14	79	..Tulane(H)(OT)	80
Feb. 19	82	..Virginia Tech(H)	78
Feb. 22	79	..New Mexico(H)	77
Feb. 26	74	..Memphis State(H)	72
Feb. 28	76	..South Carolina(H)	79
Mar. 3	67	..Memphis State(A)	94
Mar. 5	66	..Tulane(A)	71
Mar. 11	74	..Memphis State(N)	84
*Florida Four Tournament at Gainesville, FL			
†Cabrillo Classic at San Diego, CA			
#Metro Tournament at Cincinnati, OH			
1983-84 - Won 20, Lost 11 (645)			
Nov. 26	95	..Central Florida(H)	56
Nov. 28	83	..Tampa(H)	70
Dec. 2	67	..Florida(A)	60
Dec. 5	69	..Auburn(H)	76
Dec. 8	76	..Jacksonville(H)	83
Dec. 10	94	..Florida International(H)	75
Dec. 20	89	..Pittsburgh(A)	102
Dec. 23	87	..Florida(H)	64
Dec. 30	93	..Furman(H)(OT)	91
Jan. 3	68	..South Carolina(H)	76
Jan. 7	83	..Southern Mississippi(A)	64
Jan. 9	43	..Tulane(A)	50
Jan. 14	71	..Cincinnati(H)	57
Jan. 18	92	..Baptist College(H)	75
Jan. 25	71	..Louisville(A)	95
Jan. 28	87	..South Carolina(A)	82
Feb. 4	78	..Southern Mississippi(H)	74
Feb. 6	75	..Louisville(H)	60
Feb. 11	67	..Memphis State(H)	75
Feb. 13	47	..Jacksonville(A)	56
Feb. 15	67	..Memphis State(A)	75
Feb. 20	52	..Tulane(H)	51
Feb. 22	51	..South Florida(A)	53
Feb. 25	58	..Virginia Tech(H)	57
Feb. 28	85	..Cincinnati(A)	74
Mar. 3	93	..Virginia Tech(A)	74
Mar. 5	82	..Monmouth College(H)	55

Mar. 8	72	..South Carolina(N)	65
Mar. 9	63	..Memphis State(N)	65
Mar. 15	74	..NC State(N)(OT)	71
Mar. 18	63	..Pittsburgh(N)	66
*Metro Tournament at Memphis, Tennessee			
†National Invitational Tournament at Raleigh, North Carolina			
#National Invitational Tournament at Greensboro, North Carolina			
1984-85 - Won 14, Lost 16 (467)			
Nov. 26	89	..Tampa(H)	53
Nov. 30	65	..Florida(H)	68
Dec. 3	97	..Florida International(H)	43
Dec. 5	61	..Jacksonville(A)	60
Dec. 18	90	..Tennessee-Martin(H)	73
Dec. 21	83	..Pittsburgh(N)	76
Dec. 29	97	..Furman(A)	75
Jan. 2	62	..Cincinnati(A)	63
Jan. 5	69	..North Carolina(N)	78
Jan. 7	88	..St. Joseph(H)	72
Jan. 9	54	..South Florida(H)	56
Jan. 12	62	..Louisville(H)	63
Jan. 14	71	..Virginia Tech(A)	85
Jan. 19	66	..N.C. State(A)	72
Jan. 23	69	..Memphis State(H)	74
Jan. 26	63	..Southern Mississippi(A)	77
Jan. 28	61	..Tulane(A)	64
Feb. 2	77	..South Carolina(A)	92
Feb. 4	79	..Florida(A)	86
Feb. 6	74	..Tulane(H)	51
Feb. 11	91	..Southern Mississippi(H)	79
Feb. 13	88	..Jacksonville(H)	72
Feb. 16	68	..Memphis State(A)	70
Feb. 20	72	..Louisville(A)	83
Feb. 23	75	..Virginia Tech(H)	87
Feb. 27	86	..Cincinnati(H)	75
Mar. 2	79	..South Carolina(H)	75
Mar. 7	97	..Virginia Tech(N)B	93
Mar. 8	75	..Cincinnati(N)	65
Mar. 9	86	..Memphis State(OT)(N)	90
*at Orlando, Florida			
*at Miami, Florida			
*Metro Tournament at Louisville, Kentucky			
1985-86 - Won 12, Lost 17 (414)			
Nov. 28	86	..Tampa(H)	62
Nov. 29	66	..Florida(A)	85
Dec. 4	76	..NC State(H)	67
Dec. 7	91	..Western Carolina(H)	83
Dec. 14	122	..Fl. Institute of Tech.(H)	83
Dec. 16	89	..Alabama(A)	100
Dec. 21	75	..Pittsburgh(A)	88
Dec. 31	64	..North Carolina(A)	109
Jan. 4	62	..Jacksonville(H)	69
Jan. 6	58	..Central Florida(H)	76
Jan. 9	113	..California Pa.(H)	113
Jan. 11	76	..Cincinnati(H)	73
Jan. 15	64	..Louisville(H)	85
Jan. 19	92	..Southern Mississippi(H)	94
Jan. 20	75	..Miami(A)	83
Jan. 22	55	..New Orleans(A)	78
Jan. 25	73	..Virginia Tech(A)	86
Feb. 1	73	..South Carolina(A)	81
Feb. 3	90	..Miami(H)	72
Feb. 8	96	..Southern Mississippi(A)	102
Feb. 10	73	..Memphis State(A)	99
Feb. 12	96	..New Orleans(H)	77
Feb. 15	72	..Cincinnati(A)	78
Feb. 19	67	..Louisville(A)	89
Feb. 22	82	..Memphis State(H)	80
Feb. 24	84	..Virginia Tech(H)	92
Mar. 1	68	..South Carolina(H)	62
Mar. 3	77	..Virginia Tech(N)	76
Mar. 8	71	..Memphis State(N)(OT)	73
*Metro Tournament at Louisville, Kentucky			
1986-87 - Won 19, Lost 11 (633)			
Nov. 28	80	..Florida(H)	76
Dec. 4	97	..S. Carolina Spartanburg (H)	69
Dec. 6	72	..Alabama(H)	71
Dec. 13	92	..Oklahoma(A)	109
Dec. 16	101	..Western Carolina(A)	78
Dec. 20	85	..Valdosta State(H)	75
Dec. 29	84	..Alcorn State(N)	62
Dec. 30	91	..Tennessee(N)(OT)	90
Jan. 3	78	..Jacksonville(A)	90
Jan. 5	57	..Wisconsin-Green Bay(H)	49
Jan. 7	64	..Louisville(H)	73
Jan. 12	83	..Stetson(H)	75
Jan. 17	67	..Cincinnati(A)	69
Jan. 19	68	..Memphis State(A)	76
Jan. 21	60	..South Carolina(H)	63
Jan. 24	94	..Southern Mississippi(A)	74
Jan. 26	76	..Central Florida(H)	57
Jan. 31	79	..Virginia Tech(A)(OT)	82

Feb. 2	77	..Cincinnati(H)	75
Feb. 4	57	..Miami(A)	63
Feb. 11	78	..Memphis State(H)	89
Feb. 14	80	..South Carolina(A)	62
Feb. 16	83	..South Florida(H)	78
Feb. 18	71	..Louisville(H)	87
Feb. 23	107	..Virginia Tech(H)	78
Feb. 26	108	..Miami(H)	84
Feb. 28	117	..Southern Mississippi(H)	102
Mar. 6	85	..South Carolina(N)	86
Mar. 12	107	..Rhode Island(H)	92
Mar. 16	92	..Vanderbilt(A)	109
*Red Lobster Classic at Orlando, Florida			
*Metro Tournament at Louisville, Kentucky			
*National Invitational Tournament			
1987-88 - Won 19, Lost 11 (633)			
Nov. 28	87	..Bucknell(H)	58
Dec. 2	121	..Florida International(H)	75
Dec. 5	63	..Penn State(H)	60
Dec. 10	87	..Oklahoma(H)	89
Dec. 12	48	..Florida(A)	61
Dec. 16	80	..Stetson(N)	77
Dec. 19	78	..Tennessee(A)(OT)	81
Dec. 21	93	..Hardin Simmons(H)	79
Dec. 28	71	..Pittsburgh(N)	72
Dec. 29	101	..Central Florida(N)	67
Jan. 6	67	..Jacksonville(H)	93
Jan. 9	83	..Louisville(H)	76
Jan. 13	85	..Memphis State(H)	92
Jan. 16	86	..South Florida(A)	70
Jan. 23	74	..Cincinnati(A)	71
Jan. 25	72	..South Carolina(H)	80
Jan. 28	93	..Central Florida(H)	69
Jan. 30	87	..Virginia Tech(A)	88
Feb. 2	82	..Monmouth(H)	68
Feb. 6	101	..Cincinnati(N)	74
Feb. 13	83	..So. Mississippi(H)	75
Feb. 17	62	..Louisville(A)	68
Feb. 20	76	..Memphis State(A)	81
Feb. 24	108	..Alabama State(H)	90
Feb. 27	78	..South Carolina(A)	81
Mar. 2	92	..Virginia Tech(H)	79
Mar. 5	87	..Southern Mississippi(A)	84
Mar. 11	84	..Cincinnati(N)	73
Mar. 12	74	..Memphis State(N)	81
Mar. 16	98	..Iowa(N)	102
*at Daytona Beach, Florida			
*Red Lobster Classic at Orlando, Florida			
*Metro Tournament at Memphis, Tennessee			
#NCAA Tournament at Los Angeles, California			
1988-89 - Won 22, Lost 8 (733)			
Nov. 25	133	..Central Florida(H)	79
Nov.			

ALL-TIME FSU SCORES


Dec. 22 '92 ..Stetson(H).....	83
Dec. 27 '72 ..N.C. State(N).....	90
Dec. 29 '95 ..Rhode Island(N).....	76
Jan. 2 '78 ..South Alabama(A).....	75
Jan. 4 '92 ..Tulane(H).....	68
Jan. 6 '113 ..Southern Mississippi(H).....	82
Jan. 8 '104 ..Jacksonville(H)(2OT).....	99
Jan. 11 '69 ..Cincinnati(A).....	72
Jan. 14 '66 ..Louisville(H).....	73
Jan. 18 '97 ..Miami(A)(2OT).....	101
Jan. 20 '53 ..South Carolina(H).....	56
Jan. 24 '78 ..Memphis State(H).....	72
Jan. 27 '67 ..Virginia Tech(A).....	63
Jan. 31 '72 ..Southern Mississippi(A).....	84
Feb. 3 '69 ..Syracuse(A).....	90
Feb. 6 '50 ..Louisville(A).....	69
Feb. 8 '69 ..Cincinnati(H).....	72
Feb. 13 '69 ..Memphis State(H).....	61
Feb. 17 '92 ..Miami(H).....	73
Feb. 20 '69 ..Virginia Tech(H).....	67
Feb. 24 '74 ..Virginia Tech(H).....	84
Mar. 3 '79 ..South Carolina(A).....	70
Mar. 6 '64 ..Cincinnati(N)(OT).....	65
*at Anchorage, Alaska	
†at New York, New York	
‡at Orlando, Florida	
§Metro Tournament at Biloxi, Mississippi	
1990-91 - Won 21, Lost 11 (.592)	
Nov. 27 '95 ..Texas Southern(H).....	71
Nov. 30 '68 ..Florida(H).....	85
Dec. 3 '89 ..Morgan State(H).....	48
Dec. 9 '83 ..La Salle(H).....	74
Dec. 15 '96 ..Auburn(A).....	99
Dec. 18 '80 ..South Florida(H).....	72
Dec. 22 '69 ..UNLV(A).....	101
Dec. 29 '92 ..Florida International(A).....	73
Jan. 3 '61 ..Tulane(A).....	73
Jan. 5 '72 ..Southern Mississippi(A).....	84
Jan. 10 '72 ..Cincinnati(H).....	67
Jan. 12 '77 ..Louisville(H).....	66
Jan. 14 '69 ..Stetson(A).....	64
Jan. 19 '81 ..South Carolina(A)(OT).....	80
Jan. 21 '92 ..Arkansas(H).....	109
Jan. 24 '66 ..Memphis State(A).....	67
Jan. 26 '71 ..Virginia Tech(A).....	79
Feb. 2 '85 ..Tulane(H).....	79
Feb. 7 '67 ..Cincinnati(A).....	76
Feb. 9 '72 ..Louisville(A).....	88
Feb. 13 '113 ..Alabama State(H).....	88
Feb. 16 '99 ..Jacksonville(A).....	79
Feb. 18 '79 ..Syracuse(A).....	88
Feb. 21 '76 ..Memphis State(H).....	64
Feb. 23 '91 ..Virginia Tech(H).....	79
Feb. 26 '85 ..Southern Mississippi(H).....	83
Mar. 2 '70 ..South Carolina(H).....	59
Mar. 7 '65 ..South Carolina(H).....	55
Mar. 8 '91 ..Virginia Tech(N).....	71
Mar. 9 '76 ..Louisville(N).....	69
Mar. 14 '75 ..Southern California(N).....	72
Mar. 16 '60 ..Indiana(N).....	82
*Metro Tournament at Roanoke, Virginia	
†NCAA Tournament at Louisville, Kentucky	
1991-92 - Won 22, Lost 10 (.687)	
Nov. 26 '100 ..Jacksonville(H).....	91
Dec. 3 '71 ..Syracuse(A).....	89
Dec. 6 '95 ..Southern(H).....	76
Dec. 7 '2 ..Florida A&M(H).....	0
Dec. 15 '86 ..North Carolina(A).....	74
Dec. 20 '88 ..South Florida(A).....	92
Dec. 23 '76 ..Robert Morris(H).....	60
Dec. 29 '88 ..Duquesne(H).....	73
Jan. 2 '107 ..UNC-Asheville(H).....	54
Jan. 4 '68 ..Virginia(H) (OT).....	77
Jan. 6 '70 ..Duke(A).....	86
Jan. 11 '88 ..Wake Forest(A)(OT).....	85
Jan. 18 '91 ..Maryland(A)(OT).....	83
Jan. 20 '78 ..Mercer(H).....	64
Jan. 23 '83 ..Georgia Tech(A).....	79
Jan. 25 '96 ..N.C. State(H).....	76
Jan. 27 '66 ..Florida(A).....	67
Jan. 30 '62 ..Duke(H).....	75
Feb. 1 '79 ..Wake Forest(H).....	78
Feb. 5 '85 ..Maryland(H).....	93
Feb. 8 '102 ..Clemson(H).....	90
Feb. 10 '87 ..N.C. State(A).....	79
Feb. 13 '64 ..Virginia(A).....	63
Feb. 15 '80 ..Georgia Tech(H).....	67
Feb. 18 '67 ..Clemson(A).....	68
Feb. 23 '75 ..DePaul(N).....	85
Feb. 27 '110 ..North Carolina(H).....	96
Mar. 13 '93 ..N.C. State(N).....	80
Mar. 14 '76 ..North Carolina(N).....	80
Mar. 19 '78 ..Montana(N).....	68
Mar. 21 '78 ..Georgetown(N).....	68
Mar. 26 '74 ..Indiana(N).....	85

*ACC Big East Challenge at Atlanta, Georgia	
+forfeit	
†at St. Petersburg, Florida	
*ACC Tournament at Charlotte, North Carolina	
‡NCAA Tournament first and second rounds at Boise, Idaho	
§NCAA Tournament Sweet Sixteen at Albuquerque, New Mexico	
1992-93 - Won 25, Lost 10 (.714)	
Nov. 16 '89 ..Siena(H).....	80
Nov. 20 '109 ..Iowa State(H).....	85
Nov. 25 '78 ..Indiana(N).....	81
Nov. 27 '83 ..UCLA(N).....	86
Dec. 2 '67 ..Massachusetts(H).....	64
Dec. 15 '84 ..Duquesne(A).....	91
Dec. 19 '63 ..UNC-Charlotte(N).....	59
Dec. 20 '91 ..Temple(A).....	80
Dec. 22 '95 ..Arkansas-Little Rock(H).....	64
Dec. 28 '109 ..Maryland-Baltimore Co.(H).....	80
Dec. 30 '94 ..South Florida(H).....	73
Jan. 2 '86 ..Florida(H).....	89
Jan. 6 '76 ..Virginia(A).....	80
Jan. 9 '74 ..Wake Forest(A).....	72
Jan. 13 '105 ..Maryland(H).....	85
Jan. 16 '70 ..N.C. State(H).....	54
Jan. 20 '89 ..Clemson(A).....	71
Jan. 24 '89 ..Duke(H).....	88
Jan. 27 '77 ..North Carolina(A).....	82
Jan. 31 '86 ..Georgia Tech(H).....	77
Feb. 2 '92 ..Jacksonville(A).....	77
Feb. 6 '86 ..Connecticut(A).....	74
Feb. 8 '99 ..Virginia(H).....	84
Feb. 10 '111 ..Wake Forest(H).....	94
Feb. 13 '87 ..Maryland(A).....	84
Feb. 17 '72 ..N.C. State(A).....	71
Feb. 20 '102 ..Clemson(H).....	92
Feb. 24 '75 ..Duke(A).....	89
Feb. 27 '76 ..North Carolina(H).....	86
Mar. 4 '83 ..Georgia Tech(A).....	82
Mar. 12 '75 ..Clemson(N).....	87
Mar. 18 '82 ..Evansville(N).....	70
Mar. 20 '94 ..Tulane(N).....	63
Mar. 25 '81 ..Western Kentucky(N).....	78
Mar. 27 '81 ..Kentucky(N).....	106
*Pre-season NIT at New York	
†at Orlando, Florida	
‡ACC Tournament at Charlotte, North Carolina	
§NCAA Tournament at Orlando, Florida	
NCAA Tournament at Charlotte, North Carolina	
1993-94 - Won 13, Lost 14 (.481)	
Dec. 1 '110 ..Florida Atlantic(H).....	59
Dec. 5 '80 ..Bethune-Cookman(H).....	70
Dec. 11 '63 ..South Florida(A).....	65
Dec. 18 '69 ..Florida(N).....	59
Dec. 20 '90 ..Morgan State(H).....	67
Dec. 22 '108 ..Mt. St. Mary's(H).....	81
Dec. 30 '94 ..UNC-Greensboro(H).....	76
Jan. 2 '105 ..Lafayette(H).....	87
Jan. 6 '84 ..Virginia(A).....	84
Jan. 8 '66 ..Wake Forest(H).....	90
Jan. 11 '74 ..Maryland(A).....	80
Jan. 16 '70 ..N.C. State(A).....	78
Jan. 19 '60 ..Clemson(H).....	57
Jan. 22 '79 ..Duke(A).....	106
Jan. 26 '77 ..North Carolina(H).....	90
Jan. 29 '74 ..Georgia Tech(A).....	73
Feb. 3 '58 ..Massachusetts(A).....	62
Feb. 6 '100 ..Virginia(H).....	64
Feb. 10 '69 ..Wake Forest(A).....	77
Feb. 12 '66 ..Maryland(H).....	69
Feb. 16 '75 ..N.C. State(H).....	70
Feb. 19 '79 ..Clemson(A).....	71
Feb. 21 '61 ..Florida(A).....	72
Feb. 23 '72 ..Duke(H).....	84
Feb. 26 '75 ..North Carolina(A).....	78
Mar. 2 '71 ..Georgia Tech(H).....	68
Mar. 11 '69 ..North Carolina(N).....	83
*Milk Challenge at Orlando, Florida	
†ACC Tournament at Charlotte, North Carolina	

1994-95 - Won 12, Lost 15 (.444)	
Nov. 25 '88 ..Florida International(H).....	41
Nov. 29 '95 ..South Florida(H).....	88
Dec. 3 '101 ..Florida Atlantic(H).....	63
Dec. 6 '78 ..Arizona(A).....	96
Dec. 10 '81 ..Tulane(H).....	74
Dec. 17 '65 ..Florida(N).....	71
Dec. 22 '100 ..S.E. Missouri State(H).....	75
Dec. 29 '64 ..Detroit(H).....	83
Jan. 4 '75 ..Virginia(H).....	81
Jan. 7 '64 ..Wake Forest(A).....	72
Jan. 10 '57 ..Maryland(H).....	70
Jan. 15 '107 ..N.C. State(H).....	79
Jan. 18 '67 ..Clemson(A).....	66
Jan. 21 '78 ..Duke(H).....	75
Jan. 25 '70 ..North Carolina(A).....	100
Jan. 29 '66 ..Georgia Tech(H).....	81
Feb. 1 '75 ..UNC-Greensboro(A).....	65
Feb. 4 '63 ..Virginia(A).....	76
Feb. 8 '69 ..Wake Forest(H).....	73
Feb. 11 '65 ..Maryland(A).....	80
Feb. 15 '77 ..N.C. State(A).....	86
Feb. 18 '62 ..Clemson(H).....	57
Feb. 20 '62 ..Florida(H).....	75
Feb. 22 '67 ..Duke(A).....	72
Feb. 25 '78 ..North Carolina(H).....	80
Mar. 2 '67 ..Georgia Tech(A).....	69
Mar. 10 '64 ..Maryland(N).....	71
*Milk Challenge at Orlando, Florida	
†ACC Tournament at Charlotte, North Carolina	
1995-96 - Won 13, Lost 14 (.481)	
Nov. 26 '97 ..Howard(H).....	81
Nov. 28 '92 ..Florida International(H).....	44
Dec. 2 '87 ..Jacksonville(H).....	60
Dec. 5 '77 ..Tulane(A).....	78
Dec. 9 '85 ..DePaul(N).....	80
Dec. 12 '61 ..Connecticut(H).....	79
Dec. 16 '74 ..Florida(N).....	52
Dec. 20 '78 ..Radford(H).....	59
Dec. 26 '80 ..Maryland-Baltimore Co.(H).....	58
Dec. 30 '79 ..Maryland Eastern Shore(H).....	66
Jan. 3 '69 ..Virginia(A).....	64
Jan. 6 '72 ..Wake Forest(OT) (H).....	75
Jan. 13 '65 ..N.C. State(A).....	71
Jan. 17 '75 ..Clemson(H).....	62
Jan. 20 '65 ..Duke(A).....	85
Jan. 24 '71 ..North Carolina(H).....	82
Jan. 27 '56 ..Georgia Tech(A).....	79
Feb. 3 '59 ..Virginia(H).....	64
Feb. 7 '67 ..Wake Forest(A).....	81

Feb. 10 '100 ..Maryland(H).....	78
Feb. 14 '79 ..N.C. State(H).....	66
Feb. 17 '59 ..Clemson(A).....	67
Feb. 22 '87 ..Duke(H).....	93
Feb. 24 '84 ..North Carolina(A).....	80
Feb. 28 '68 ..Georgia Tech(H).....	83
Mar. 4 '78 ..Maryland(A).....	88
Mar. 7 '65 ..N.C. State(N).....	80
*at St. Petersburg, Florida	
†Milk Challenge at Orlando, Florida	
*ACC Tournament at Greensboro, North Carolina	
1996-97 - Won 20, Lost 12 (.625)	
Nov. 22 '96 ..SW Louisiana(H).....	70
Nov. 29 '79 ..Rice(H).....	54
Dec. 2 '93 ..Florida Atlantic(H).....	56
Dec. 5 '66 ..Duke(OT)(A).....	72
Dec. 14 '108 ..Jacksonville(A).....	84
Dec. 17 '100 ..Tennessee State(H).....	62
Dec. 21 '79 ..Florida(N).....	65
Dec. 28 '76 ..Marist(H).....	48
Dec. 30 '87 ..Butler(H).....	68
Jan. 4 '71 ..N.C. State(H).....	51
Jan. 6 '61 ..Virginia(H).....	64
Jan. 11 '70 ..Clemson(H).....	76
Jan. 15 '58 ..Georgia Tech(A).....	71
Jan. 18 '67 ..Seton Hall(A).....	56
Jan. 22 '84 ..North Carolina(H).....	71
Jan. 25 '58 ..Wake Forest(A).....	61
Jan. 29 '74 ..Maryland(H).....	70
Feb. 1 '60 ..Virginia(A).....	73
Feb. 6 '62 ..North Carolina(A).....	90
Feb. 9 '64 ..Georgia Tech(H).....	62
Feb. 13 '57 ..Maryland(A).....	73
Feb. 15 '79 ..Duke(H).....	89
Feb. 19 '94 ..Alabama State(H).....	49
Feb. 23 '67 ..Clemson(A).....	65
Feb. 26 '44 ..N.C. State(A).....	67
Mar. 1 '59 ..Wake Forest(H).....	55
Mar. 7 '65 ..Wake Forest(N).....	66
Mar. 12 '82 ..Syracuse(A).....	67
Mar. 17 '68 ..Michigan State+(H).....	63
Mar. 19 '76 ..West Virginia+(A).....	71
Mar. 25 '71 ..Connecticut(N).....	65
Mar. 27 '73 ..Michigan(N).....	82
*Milk Classic at Orlando, Florida	
†ACC Tournament at Greensboro, North Carolina	
+National Invitational Tournament	
‡NIT at New York, New York	

James Collins led Florida State to the National Invitational Tournament Championship game last year. Collins finished his career as the third highest scorer in Seminole history.



COACHING HISTORY



**Don Loucks
(1947-48)**

Don Loucks, one of the most respected members of the Florida State athletic family, was the first coach of men's intercollegiate basketball at FSU. He guided the team to a 5-13 record during the 1947-48 season.

Loucks would go on to become a member of FSU's Hall of Fame after six decades with the university. The tennis courts at the university are named in honor of Don Loucks.

Year	W	L	Pct.
1947-48	5	13	.277



**J.K. Kennedy
(1948-66)**

J.K. Kennedy was better known as "Bud" during his 18 years as head coach of the Florida State program. A warm and compassionate man, Kennedy led the Seminoles from a limited program to major college status. He compiled a record of 237-208 from 1948-49 to 1965-66. His finest single season came in 1954-55 when he coached the Tribe, led by future Hall of Famers Jimmy Oler, and Ham Wernke, to a 22-4 record.

Year	W	L	Pct.	
1948-49	J. K. "Bud" Kennedy	12	12	.500
1949-50	J. K. "Bud" Kennedy	15	10	.600
1950-51	J. K. "Bud" Kennedy	18	9	.667
1951-52	J. K. "Bud" Kennedy	5	20	.200
1952-53	J. K. "Bud" Kennedy	11	11	.500
1953-54	J. K. "Bud" Kennedy	13	7	.619
1954-55	J. K. "Bud" Kennedy	22	4	.846
1955-56	J. K. "Bud" Kennedy	16	9	.640
1956-57	J. K. "Bud" Kennedy	9	17	.346
1957-58	J. K. "Bud" Kennedy	9	16	.360
1958-59	J. K. "Bud" Kennedy	8	15	.347
1959-60	J. K. "Bud" Kennedy	10	15	.400
1960-61	J. K. "Bud" Kennedy	14	10	.583
1961-62	J. K. "Bud" Kennedy	15	8	.651
1962-63	J. K. "Bud" Kennedy	15	10	.600
1963-64	J. K. "Bud" Kennedy	11	14	.444

1964-65	J. K. "Bud" Kennedy	16	10	.620
1965-66	J. K. "Bud" Kennedy	15	11	.577
Total		237	208	.532



**Hugh Durham
(1967-78)**

Hugh Durham's tenure at Florida State included four 20-win seasons and saw the program play for the national championship in 1972. Durham led the Seminoles to a 230-95 record and his .708 winning percentage was among the nation's best. He took FSU to three NCAA Tournaments.

Durham also made an impact with the Florida State program as a player in the late 1950s. From 1956-59 he scored 1,381 points, an average of 18.9 a game. His name is still prominent in many FSU records.

Year	W	L	Pct.	
1966-67	Hugh Durham	11	15	.428
1967-68	Hugh Durham	19	8	.704
1968-69	Hugh Durham	18	8	.692
1969-70	Hugh Durham	23	3	.885
1970-71	Hugh Durham	17	9	.654
1971-72	Hugh Durham	27	6	.818
1972-73	Hugh Durham	18	8	.692
1973-74	Hugh Durham	18	8	.692
1974-75	Hugh Durham	18	8	.692
1975-76	Hugh Durham	22	5	.814
1976-77	Hugh Durham	16	11	.593
1977-78	Hugh Durham	23	6	.793
Total		230	95	.708



**Joe Williams
(1978-86)**

Joe Williams took over as head coach of the Seminoles in 1978 after very successful stops at Jacksonville (1964-70) and Furman (1970-78). He led the FSU program for eight seasons and won 129 games while losing 105. He took Florida State to the NCAA Tournament in 1977-78 (0-1) and 1979-80 (1-1) and to the National Invitational Tournament in 1983-84 (1-1). The Seminoles had two 20-win seasons under his leadership.

Year	W	L	Pct.	
1978-79	Joe Williams	19	10	.655
1979-80	Joe Williams	22	9	.709
1980-81	Joe Williams	17	11	.607
1981-82	Joe Williams	11	17	.392
1982-83	Joe Williams	14	14	.500
1983-84	Joe Williams	20	11	.645
1984-85	Joe Williams	14	16	.467
1985-86	Joe Williams	12	17	.414
Total		129	105	.551



**Pat Kennedy
(1986-1997)**

Pat Kennedy is credited with leading the Florida State program back to national prominence. Kennedy registered a Metro Conference regular season and tournament championship before the school joined the ACC six years ago.

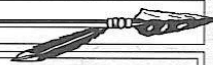
Kennedy led the Seminoles to five NCAA Tournament berths and two NIT appearances in his 11 years. FSU advanced to the Final Eight of the 1993 NCAA Tournament, marking the second best season in FSU history.

Florida State went 202-131 under Kennedy, posting a .607 winning percentage in his 11 seasons. Kennedy set a record for road wins and total ACC wins by a first-year coach with six and 11 respectively, in 1991-92.

Year	W	L	Pct.	
1986-87	Pat Kennedy	19	11	.633
1987-88	Pat Kennedy	19	11	.633
1988-89	Pat Kennedy	22	8	.733
1989-90	Pat Kennedy	16	15	.516
1990-91	Pat Kennedy	21	11	.656
1991-92	Pat Kennedy	22	10	.687
1992-93	Pat Kennedy	25	10	.714
1993-94	Pat Kennedy	13	14	.481
1994-95	Pat Kennedy	12	15	.444
1995-96	Pat Kennedy	13	14	.481
1996-97	Pat Kennedy	20	12	.625
Total		202	131	.607

Overall Florida State Coaching Record

Years	W	L	Pct.
50	803	552	.592



BASKETBALL LETTERMAN CLUB

(year indicates finish of season (i.e. 1996-97 is listed as 97))

A

Abraham, Ansley.....1974
 Adams, Arthur.....1949
 Aldridge, Archie.....1974
 Allen, Herbert.....1976
 Allen, Randy.....1984, 85, 86, 87
 Anderson, Kris.....1977, 78, 79, 81
 Arnold, Granville.....1983, 84
 Arnold, Rodney.....1980, 81
 Artimeier, Richard.....1954, 55
 Ashworth, Rufus.....1960, 61, 62

B

Barrow, Tim.....1968
 Barber, Pee Wee.....1966, 87
 Barnes, Joey.....1988, 89, 90
 Benjamin, Lee.....1949
 Bate, Don.....1958
 Benson, Rick.....1952, 53
 Biggs, Donald.....1966
 Bloodworth, John.....1966
 Boltz, Daniel.....1958, 59
 Boyd, Aubry.....1988, 90, 91
 Bozeman, James.....1978, 79, 81
 Brennan, John.....1975
 Brodie, Mark.....1975
 Brower, Geoff.....1996, 97
 Brown, Murray.....1977, 78, 79, 80
 Brownyard, Dave.....1973, 74
 Bryant, Nick.....1994
 Bulser, Larry.....1964
 Burke, Dennis.....1973, 74
 Burst, Thomas.....1953
 Burt, John.....1969, 70, 71
 Bush, Ken.....1969
 Byrd, Carlton.....1974, 75, 76, 77

C

Cable, Randy.....1968, 69, 70
 Calkin, Jim.....1972
 Campbell, Rick.....1967
 Carroll, Derrick.....1993, 95
 Carter, Tony.....1985, 86, 87
 Cassell, Sam.....1992, 93
 Casteel, Robert.....1957, 58, 59, 60
 Chassee, Richard.....1974, 75
 Chatman, Ed.....1979
 Choice, Raleigh.....1986, 87
 Clyde, Benny.....1973
 Cole, Otis.....1972, 73, 74
 Collins, James.....1994, 95, 96, 97
 Collinsworth, Greg.....1979, 80, 81
 Coogle, Faurest.....1961, 62, 63
 Copeland, Chad.....1990
 Cotton, Bill.....1961
 Cowens, Dave.....1968, 69, 70
 Cox, Jerry.....1978, 79, 80
 Cundy, Tom.....1952, 53, 54, 55
 Curry, Avery.....1995, 96

D

Danford, Richard.....1966, 67, 68
 Davis, Harry.....1975, 76, 77, 78
 Davis, Jack.....1960, 61, 62
 Davis, LaRae.....1985, 87
 Dawson, Tony.....1988, 89
 Deas, Devonaire.....1997
 Deckle, Burt.....1958
 DePathy, Bob.....1968
 Dillard, Mickey.....1977, 78, 80, 81
 Dobard, Rodney.....1990, 91, 92, 93
 Donald, Ray.....1992
 Doyle, Kenneth.....1967, 68
 Durham, Hugh.....1957, 58, 59

E

Eason, Michael.....1966
 Edney, Tim.....1961
 Edwards, Douglas.....1991, 92, 93
 Ek, Bob.....1962, 63
 Ellzy, Vernell.....1970, 71

F

Fairchild, Charles.....1965
 Farrar, Joe.....1984, 85
 Fedor, Dave.....1960, 61, 62
 Fischer, Louis.....1950, 51, 52
 Fitchett, Jerome.....1985, 86, 87, 88
 Forkye, Russell.....1966
 Fryer, Artie.....1972

G

Garcia, Thomas.....1956, 57
 Garrett, Rowland.....1970, 71, 72
 Gay, Larry.....1971, 72, 73
 Gies, Jan.....1968, 69, 70
 Gilmore, Oren.....1981, 81
 Gipson, Alton Lee.....1984, 85
 Giswold, Bill.....1963
 Glenn, Bill.....1966, 67
 Glover, Roy.....1970
 Gonzalez, Pete.....1963, 64, 65
 Gordon, Duane.....1952, 53
 Grabuloff, David.....1994
 Grady, Greg.....1973, 74, 75, 76
 Graham, Chuck.....1990, 91, 92, 94
 Greer, LaMarr.....1995, 96, 97
 Gregory, Stu.....1957
 Gruhl, Stephen.....1992
 Guckenberger, Buzz.....1955, 59

H

Hale, Ron.....1997
 Hands, Lorenzo.....1989, 90, 91, 93
 Harris, Eugene.....1974, 75, 76, 77
 Harris, Ron.....1970, 71, 72
 Harrison, John.....1974, 75
 Hartman, Bob.....1951
 Hilaman, Sheldon.....1948
 Hogan, Jeff.....1967, 68, 69
 Huge, Cal.....1963
 Hunter, Tat.....1986, 87, 88, 89

J

Jackson, Randell.....1996, 97
 Jackson, Tony.....1977, 78, 79, 80
 Jacoby, Leroy.....1956, 57, 58
 Johnson, Brad.....1988
 Johnson, Michael.....1982, 83, 84
 Johnson, Otis.....1973

K

Karasek, Tony.....1986, 87
 Kerner, Jonathon.....1993, 94
 Kimrey, Lannie.....1969
 King, Ron.....1971, 72, 73
 Klay, Dale.....1969, 70
 Kuhl, Donnie.....1977, 78, 79, 81
 Kundid, Michael.....1976

L

Lanigan, Robert.....1947
 Leakey, Ken.....1964, 65, 66
 Leitch, Colin.....1966
 Litkey, Jim.....1958, 59
 Long, Charlie.....1961, 62, 63
 Loucks, Donald.....1948
 Louis, Corey.....1995, 96, 97
 Lovell, Bobby.....1963, 64, 65
 Luchman, Kirk.....1994, 95, 96, 97

M

Mabry, Thomas.....1985, 86
 Macklin, Kenneth.....1969, 70
 McCloud, George.....1986, 87, 88, 89
 McComber, Darryl.....1969, 70
 McCrary, Benjamin.....1947
 McCrary, Lawrence.....1972, 73, 74
 Malmen, Ronald.....1965, 66
 Mann, Hank.....1975, 78, 79
 Marsee, Bud.....1950, 51
 Martello, Vince.....1983, 84
 Martin, Terry.....1985
 Matchett, Scott.....1981
 Mateer, Craig.....1986, 87
 Mayes, Tharon.....1988, 89, 90
 Menacof, Nick.....1959
 Miles, Blake.....1990
 Miles, Bobby.....1982, 83, 84
 Miller, Ron.....1990, 91
 Mitchell, Derrick.....1988, 89
 Morison, Bruce.....1965, 66
 Morrison, Ian.....1967
 Mulligan, Kyle.....1995, 96, 97
 Murphy, Brian.....1965, 66, 67
 Myers, Derrick.....1991
 Myrick, Maurice.....1982, 83, 84, 85

N

Nemergut, Ron.....1971
 Nettles, Ronald.....1949

O

Oler, James.....1953, 54, 55, 56

P

Parker, William.....1948
 Parks, Bobby.....1978, 79, 80, 81
 Patton, Wayne.....1955
 Pavy, James.....1948
 Peacock, William.....1964, 65
 Pence, Robert.....1950, 51, 52, 53
 Perkins, Zach.....1973, 74, 75, 76
 Petty, Otto.....1971, 72, 73
 Phillip, Raphael.....1982, 83
 Phillips, William.....1966
 Polite, Michael.....1987, 88, 90, 91

R

Reeves, Dale.....1963
 Reid, Andre.....1991, 92, 94, 95
 Reynolds, Carl.....1968, 69
 Richardson, Jimtom.....1952
 Ricketts, Dale.....1961, 62, 63
 Richter, John.....1959
 Robinson, Maurice.....1993, 94
 Rogers, Peter.....1963, 64
 Rolle, Elvis.....1980, 81
 Ross, David.....1967, 68
 Royals, Reggie.....1971, 72, 73

S

Salters, Jessie.....1991
 Samuel, Greg.....1971, 72
 Savage, Jim.....1959
 Schull, Gary.....1964, 65, 66
 Shaffer, David.....1986
 Shaffer, Dean.....1984, 85
 Shepherd, Scott.....1993, 94, 95, 96
 Shirley, Jerry.....1963, 64, 65
 Simmons, James.....1974, 75
 Smalls, Wayne.....1974, 75, 76, 77
 Smith, James.....1976, 77, 78
 Smith, Jerry.....1960, 61
 Sparks, Gentry.....1996
 Speights, David.....1982, 83, 84, 85
 Stewart, Darryle.....1966, 67, 68
 Stitt, Cyril.....1973, 74, 75
 Stolson, Galen.....1966
 Strom, Larry.....1957
 Sura, Bob.....1992, 93, 94, 95
 Swain, Ray.....1960, 61, 62

T

Thomas, Irving.....1989, 90
 Thompson, David.....1976, 77, 78
 Thompson, Kerry.....1997
 Tinsley, Charlie.....1959
 Tookes, Pernell.....1979, 80, 81
 Towey, Jim.....1974, 75, 76, 77
 Trammell, Jeffrey.....1976
 Twomey, Fred.....1957

V

Vetica, Dave.....1977

W

Waits, Robert.....1957
 Wallace, Jim.....1964
 Ward, Bob.....1957
 Ward, Charlie.....1991, 92, 93, 94
 Warren, Larry.....1974, 75, 76
 Watson, Ronald.....1982, 83, 84
 Wells, Byron.....1989, 90, 92, 93
 Wernke, Ham.....1953, 54, 55
 Westhafer, Jerry.....1952, 53
 Westhafer, Joe.....1957
 White, David.....1988, 89, 90, 91
 Wiggins, Mitchell.....1982, 83
 Wilkes, Scott.....1982, 83
 William, Tony.....1982, 83, 84
 Williams, Bob.....1956, 57
 Williams, Joseph.....1957, 58, 59
 Williams, Willie.....1969, 70
 Winter, Ross.....1963, 64
 Wold, Gary.....1953
 Wooden, Tim.....1995, 96
 Woodard, Wayne.....1975
 Wright, William.....1972
 Wyman, Jr., Orlando.....1948, 49, 50

Y

Young, Ed.....1980, 81
 Young, Skip.....1969, 70, 71

SEMINOLES IN THE PROS

W

ith six former players listed on 1997-98 rosters, few college programs are better represented in the NBA than Florida State. Four times in the last five seasons, a Seminole has been selected in the opening round of the draft.

Bob Sura, the Seminoles' all-time leading scorer, was the most recent first round pick when the Cleveland Cavaliers took him with the 17th overall selection in 1995. When James Collins was taken in the second round of the 1997 Draft, he became the fifth Florida State player selected in the last five drafts.

Collins joined former teammates Sura and Charlie Ward (New York Knicks), along with Doug Edwards (Vancouver Grizzlies), Sam Cassell (New Jersey Nets) and George McCloud (Phoenix Suns) in the NBA.

Cassell has wasted little time leaving his mark on the league, capturing two NBA titles with the Houston Rockets in his first three seasons. He was Houston's third leading scorer in his third year and averaged nearly 18 points per game after being traded to the New Jersey Nets last season.



Ward and Sura made solid contributions as both were part-time starters in 1996-97. McCloud, who is one of the NBA's best three-point shooters, signed with the Phoenix Suns as a free agent in the off season. Edwards, meanwhile, spent most of last season on injured reserve.

Dave Cowens remains the most accomplished Seminole in the NBA ranks. Currently in

his second season as head coach of the Charlotte Hornets, Cowens enjoyed a long career with the Boston Celtics, leading them to a pair of world titles. The star center is a member of both the FSU and Basketball Hall of Fame. He enjoyed a nine-year NBA career and was the first Seminole ever taken in the draft's opening round when the Boston Celtics tabbed him in 1970. In his first season as a head coach, Cowens led the Hornets to a 50-win season and he finished as runner-up in the NBA's Coach of the Year balloting.

Florida State has had eight players taken in the first round of the NBA draft, including five in the last nine seasons. In the 50-year history of Florida State basketball 30

Seminoles have been taken in the draft and 35 players have signed NBA contracts. Dave Fedor became the first-ever FSU alum selected in the draft when the Philadelphia 76ers chose him in the third round in 1962.



(Top left) Former Florida State guards Sam Cassell (left) and Charlie Ward (right) are enjoying solid careers in the NBA. Cassell is the starting point guard for the New Jersey Nets while Ward earned the starting job for the New York Knicks.

(Top right) Cassell owns a pair of NBA Championship rings after winning world titles as a member of the Houston Rockets in 1994 and 1995.

Florida State Players in the NBA Draft

Player	Year	Round	Team	Player	Year	Round	Team
Kris Anderson	1981	Fourth	Milwaukee	Vince Martello	1984	Seventh	Detroit
Pee Wee Barber	1987	Fourth	Portland	George McCloud	1989	First	Indiana
Murray Brown	1980	Fourth	Cleveland	Lawrence McCray	1974	Sixth	New Orleans
Sam Cassell	1993	First	Houston	Elvis Rolle	1981	First	Los Angeles
Bennie Clyde	1974	Fifth	Boston	Reggie Royals	1973	Fifth	Philadelphia
James Collins	1997	Second	Philadelphia	Gary Schull	1966	Sixth	Cincinnati
Dave Cowens	1970	First	Boston	David Shaffer	1986	Fourth	Portland
Harry Davis	1978	Second	Cleveland	Dean Shaffer	1985	Fifth	Washington
Mickey Dillard	1981	Third	Cleveland	Bob Sura	1995	First	Cleveland
Doug Edwards	1993	First	Atlanta	David Thompson	1978	Fifth	Buffalo
Vernell Ellzy	1971	Eighth	Phoenix	Charlie Ward	1994	First	New York
Dave Fedor	1962	Third	Philadelphia	Mitchell Wiggins	1983	First	Indiana
Rowland Garrett	1972	Fifth	Boston	Tony William	1984	Seventh	Milwaukee
Alton Lee Gipson	1985	Seventh	Sacramento	Willie Williams	1970	Third	Boston
Tony Jackson	1980	Fourth	L.A. Lakers	Skip Young	1971	Seventh	Boston
Ron King	1973	Fourth	Golden State				


Five former Florida State players made their living in the NBA in 1996-97 and a sixth, James Collins, will join them this year. Sam Cassell, Charlie Ward and Bob Sura will start for the New Jersey Nets, New York Knicks and Cleveland Cavaliers respectively. George McCloud signed with the Phoenix Suns as a free agent in the off-season and Doug Edwards is with the Vancouver Grizzlies. Collins was drafted in the second round of last June's NBA Draft and is with the Los Angeles Clippers.

Sam Cassell
New Jersey Nets




FSU in the NBA

Charlie Ward
New York Knicks



FSU in the NBA

George McCloud
Phoenix Suns



FSU in the NBA

Bob Sura
Cleveland Cavaliers



FSU in the NBA

Doug Edwards
Vancouver Grizzlies




FSU in the NBA

All-Time NBA List

Florida State has 20 alumni that have played a minimum of one game in the National Basketball Association or the American Basketball Association as of the conclusion of the 1996-97 season.

- | | |
|--|--|
| Randy Allen
Sacramento Kings (1989-90) | Tony Jackson
Los Angeles Lakers (1980-81) |
| Sam Cassell
Houston Rockets (1993-96)
Phoenix Suns (1996)
Dallas Mavericks (1996-97)
New Jersey Nets (1997-present) | Ron King
Kentucky Colonels (1973-74) |
| Dave Cowens
Boston Celtics (1970-80)
Milwaukee Bucks (1982-83) | Tharon Mayes
Philadelphia 76ers (1991-92)
Los Angeles Clippers (1992) |
| Bennie Clyde
Boston Celtics (1974-75) | George McCloud
Indiana Pacers (1989-93)
Dallas Mavericks (1994-97)
New Jersey Nets (1997)
Los Angeles Lakers (1997)
Phoenix Suns (present) |
| Harry Davis
Cleveland Cavaliers (1978-79)
San Antonio Spurs (1979-80) | Reggie Royals
San Diego Clippers (1974-75) |
| Tony Dawson
Sacramento Kings (1990-91)
Boston Celtics (1995) | Bob Sura
Cleveland Cavaliers (1995-present) |
| Mickey Dillard
Cleveland Cavaliers (1981-82) | Irv Thomas
Los Angeles Lakers (1990-91) |
| Doug Edwards
Atlanta Hawks (1993-95)
Vancouver Grizzlies (1995-present) | Charlie Ward
New York Knicks (1994-present) |
| Dave Fedor
San Francisco Warriors (1962-63) | Mitchell Wiggins
Chicago Bulls (1983-84)
Houston Rockets (1984-87, 1989-90)
Philadelphia 76ers (1991-92) |
| Rowland Garrett
Chicago Bulls (1972-75)
Cleveland Cavaliers (1975-76)
Milwaukee Bucks (1976-77) | Willie Williams
Boston Celtics (1970-71)
Cincinnati Royals (1970-71) |



Junior forward Randell Jackson emerged as one of the top big men in the Atlantic Coast Conference last year. He teams with senior Corey Louis to give Florida State an athletic, intimidating presence down low.