

1998 - 99 FLORIDA STATE BASKETBALL


Review

● 1997-98

1997-98 Review Story..... 106
Game Summaries
and Box Scores 111
1997-98 Statistics 122
The Atlantic
Coast Conference 131
1997-98 ACC Statistics 133



A Return to



Prominence



1997-98
Review

It was an unusual place for some of the season's most noteworthy injuries to occur. It was Sunday, March 8th and the Florida State basketball team had gathered in their locker room in the Moore Athletic Center to watch the NCAA Tournament selection show. When "Florida State" popped up on the screen as the Midwest Region's 12th seed, the locker room erupted.

FSU head coach Steve Robinson's glasses were knocked from off his head, LaMarr Greer suffered a cut on his right hand, Adrian Crawford cut his lip and Kerry Thompson had his necklace broken when it was ripped off in the Seminoles' no-holds-barred celebration of their first invitation to the NCAA Tournament since the 1992-93 season.

"I missed half the celebration because I could not see," said Robinson.

But Robinson did see the Seminoles make a fine showing in the tournament. The Seminoles beat fifth-seeded Texas Christian in the first round before falling to Valparaiso in overtime in round two.

Robinson, in his first season as the Seminoles' mentor, had made a lasting initial impression. He led the Florida State basketball program back into the national spotlight.

The highlights of his first year included: a reappearance in the Associated Press Top 25 that peaked with a No. 13 national ranking; a win over fifth-ranked and defending national champion Arizona, the Seminoles' first non-conference win over a Top 10 foe in 11 seasons; the play of seniors Greer, Thompson and Corey Louis, and newcomer Terrell Baker; the emergence of youngsters Ron Hale and Karim Shabazz; and of course, the NCAA Tournament bid, FSU's first in five years.

Robinson was hired as Florida State's head coach on July 1st and was greeted by four returning starters – Greer, Louis, Thompson and junior Randell Jackson. The Seminoles entered the season with expectations that this group of veterans along with one of the top young coaches in the country would provide the ingredients necessary for a return trip to the postseason.

Florida State got off to a fast start by winning 12 of its first 14 games. In Robinson's debut, FSU used a balanced attack to turn back Rice 65-53 on the road. The other newcomer, junior college transfer Baker, led the Seminoles by scoring 12 points.



Steve Robinson led Florida State to the NCAA Tournament in his first season as the Seminoles' head coach.

Kerry Thompson earned All-Tournament honors for his play in the Preseason NIT.




The Preseason National Invitational Tournament was next and Florida State opened the tourney at home against Loyola-Maryland. Robinson's home debut proved to be a successful one as Jackson's 25-point performance sparked an 89-72 victory.

Utah State visited Tallahassee in the second round and the Seminoles rolled to a 66-55 win to advance to the tournament's semifinals in Madison Square Garden in New York. Thompson scored 16 points and Baker added 14 in the win.

FSU's second round win also proved to be a landmark as it vaulted the Tribe back into the AP Top 25 for the first time since the 1993-94 season. The Seminoles were ranked 25th heading into its Preseason NIT semifinal showdown with No. 11 Connecticut before a national television audience on ESPN. Thompson led four Florida State players in double figures with 13 points and FSU was tough on defense, allowing UConn to hit just 31.3 percent (20-of-64) from the field in a 67-60 win that was the 50th of Robinson's coaching career.

The Tribe's semifinal win opened eyes nationally and also set up an intriguing match-up in the championship game. Florida State versus No. 2 Kansas. Robinson against his long-time boss and mentor. Roy Williams.

FSU showed no fear early on as they took control of the game in the opening 10 minutes and led by as many as 13 points in the first half. The Seminoles took a 28-20 halftime lead and held a 45-42 advantage with 10 minutes to go before Jayhawk All-Americans Paul Pierce and Raef LaFrentz took over. The twosome combined to score 20 points in the final 10 minutes (36 in the second half), after being held to just four in the first half, and Kansas was able to



pull away for a 73-58 win. Jackson led Florida State with 15 points and both he and Kerry Thompson earned All-Tournament honors.


The loss did not damage FSU's psyche though, as after bringing the runner-up trophy back to Tallahassee, the Seminoles responded by winning four straight games.

The Tribe opened the streak with a 90-52 thrashing of Florida Atlantic. Baker scored 20 points in 21 minutes and Karim Shabazz posted the first double-double of his career with 13 points and 11 rebounds.

A date with Jacksonville and former Seminole player and head coach Hugh Durham – now the Dolphins' head coach – was next. Florida State's defense was dominating, setting a pair of school records. FSU scored 35 of the game's first 41 points and held JU to 10 points and three field goals in the first half, both Seminole school records. In all, Florida State held Jacksonville to 27.9 percent shooting (17-of-61), forced 19 turnovers and had 11 players score in the 74-44 win.

One of the most dramatic games of the season was next as the Seminoles took on state rival Florida in the Milk Challenge in Orlando. No. 16 FSU won its third straight against the Gators when Jackson hit a layup with three-tenths of a second left, giving the Tribe an 83-81 win. Baker continued his fine early season play with 18 points and Greer nearly posted a triple-double, finishing with 10 points, 11 rebounds and eight assists.

FSU tuned up for its conference opener against North Carolina by holding UNC Asheville to 29.0 percent shooting (20-of-69) and forcing 22



Ron Hale (above left) averaged 14.5 points in Florida State's two NCAA Tournament games. Corey Louis (above) enjoyed his senior season as he was named Florida State's Most Valuable Player by the Seminole coaching staff.

turnovers in a 77-60 win. Baker led the Tribe with 18 points and eight rebounds.

One of the toughest two-game stretches in Seminole history came next. The top-ranked Tar Heels visited the Leon County Civic Center on Dec. 20 in the ACC opener for both teams, then defending national champion and fifth-ranked Arizona came to town three days later.

Against UNC, 10,027 Seminole fans packed the Civic Center as their team went to-toe with the Tar Heels. FSU trailed 44-38 at intermission and rallied several times in the second half but North Carolina answered each time to turn back the Tribe 81-73. Florida State got to within 66-65 with 6:30 to go and 75-73 with 1:28 left, but could not get over the hump. Greer led the Seminoles with 17 points.

FSU had little time to regroup as Arizona came calling on Dec. 23. The defending national champions, led by Mike Bibby's 22 first half points, took a 46-41 lead at intermission. But one of Robinson's adjustments at halftime – having Baker defend

Bibby – turned the game around. Baker held Bibby to just four points in the final 20 minutes while scoring 18 for the game. Greer capped a career night by burying a pair of three-pointers in the final two minutes to give the 17th-ranked Seminoles an 84-79 win. Greer finished with 26 points on 11-of-13 field goal shooting and earned ACC Player of the Week honors for his performance.

A two-game road trip to close out the 1997 portion of the schedule came next. Baker (23 points, 11 rebounds) and Louis (13 points, 10 rebounds) both posted double-doubles as FSU beat Southwestern Louisiana 80-71. Louis then dominated DePaul and former Florida State head coach Pat Kennedy with 16 points, 12 rebounds and five blocked shots in a 66-55 Seminole win.

Entering the new year, the Seminoles were 11-2 and ranked 15th nationally. It was the first time in program history that FSU had won at least 10 games before the new year.

Florida State's first game of 1998 was a conference match-up at NC State. Baker led the Tribe with 22 points as FSU won its first league game of the season 68-55.

With a 12-2 record and now ranked 13th, its highest ranking since late in the 1992-93 season, the Seminoles faced a difficult three-game stretch with games at Maryland and Clemson sandwiched around a home date with Duke.

At Maryland, Florida State was on the verge of a big win but fell apart early in the second half. The Seminoles led 41-33 at halftime, scored the first four points of the second half to open up a 12-point lead and had the Cole Field House crowd out of the game. But the Terrapins went on a 26-6 run to take control of the game and win 81-74.

FSU's next assignment was not an easy one either – No. 2 Duke. When the Blue Devils came to town, the Seminole

faithful got behind their team. A sellout crowd of 12,231 packed the Civic Center and provided an outstanding atmosphere for college basketball.

Duke jumped out to a 10-point advantage at halftime and led by as many as 12 early in the second half before Florida State made a run. The Tribe got to within 61-58 with just under five minutes to play, but the Blue Devils closed the game with a 14-5 run to win 75-63.

At Clemson, the Seminoles losing streak reached three with its worst performance to that point in the season. FSU committed 24 turnovers and allowed the Tigers to shoot 51.8 percent (29-of-56) in an 86-65 loss.

With a 12-5 record, but just a 1-4 mark in ACC play, the Seminoles were in a must-win situation when they ventured out on to the road again at Georgia Tech. This time the road was kind as Florida State got 22 points and seven rebounds from Jackson in a 70-67 win over the Yellow Jackets.

FSU made it back-to-back victories with one of its most impressive wins of the season, an 83-59 rout of Wake Forest at home. Ten Seminoles scored, led by Jackson's 19 points and eight rebounds. The 24-point margin of victory was Florida State's fourth largest in an ACC game since joining the league for the 1991-92 season.

As good as the Tribe looked in beating Wake Forest, nobody would have expected the outcome of FSU's rematch at North Carolina two nights later. The Seminoles were never in the game and lost 103-55, the second largest margin of defeat in school history.

Florida State showed some resilience as the second half of the ACC schedule opened at home against NC State. The Tribe gave a workman-like performance in a 64-52 win over the Wolfpack to raise its mark to 15-6, 4-5 in the ACC.

FSU went outside the ACC for the last time during the regular season next at South Florida. The 23rd ranked Seminoles trailed most of the way and were upset 70-68 when Oliver Simmons' short follow from the lane was no good at the buzzer.

Florida State's win one, lose one, theme continued at Virginia when the Tribe looked good again in a 71-63 win

to open February. Baker led FSU with 17 points and Corey Louis posted a double-double (11 points, 11 rebounds) and broke the 1,000-point barrier for his career.


But the rest of February was not as kind. With a 16-7 record overall, the Seminoles needed just a couple of more wins to lock up an NCAA Tournament berth. But what happened next was unimaginable – Florida State lost the next five games.

The skid started at home against No. 23 Maryland. FSU led most of the way until a late Terrapin rally handed the Tribe a 68-62 setback.

Florida State traveled to Cameron Indoor Stadium and played second-ranked Duke. The Seminoles' seven-year winless streak in Durham continued in an 86-72 loss.



Ron Hale came into his own late in the season and was named Florida State's Most Improved Player.





Terrell Baker led Florida State in scoring for most of the season and finished the year with a 12.0 points per game average.


Florida State faced a must-win situation at home against Clemson next but would be without its top two scorers. Baker returned home to New Jersey to be with his sick mother while Jackson sat out the contest with a strained lower abdominal muscle. Without those two, the Seminoles lack of offensive punch was evident. Clemson held FSU without a field goal for more than 14 minutes to open the game and limited them to just two in the first half on the way to a 78-49 win. It was the Tribe's worst home loss in school history.

Baker and Jackson both came off the bench in Florida State's next game but it did not help. Matt Harpring scored a career-high 31 points to lead Georgia Tech past FSU 72-59.

With the losing streak at four games, the Seminoles tried to stop the bleeding at Wake Forest. Florida State made more field goals than the Demon Deacons (25-23), outshot Wake (48.1-44.2) and beat them on the boards (32-28). But Wake Forest countered with 10 three-pointers in beating the Tribe 69-68. FSU had two chances to win the game in the final seconds

but Greer missed a 10-foot baseline jumper and Louis' follow attempt fell off the rim as time expired. Louis had 16 points

LaMarr Greer eclipsed the 1,000-point mark for his career in FSU's first round NCAA Tournament win over Texas Christian.



and 11 rebounds while Baker led the Seminoles with 18 points.

Florida State, now 16-12 and 5-10, closed out its regular season at home on Senior Day against Virginia. Juniors Jackson and Baker led the Seminoles with 17 and 15 points respectively in an 88-63 rout of the Cavaliers. The 25-point margin was the third largest ACC victory in FSU history.

Finishing the regular season at 17-12 and 6-10 in the ACC gave the Seminoles a tie for sixth place in the league and the seventh seed in the first round of the ACC Tournament in Greensboro, NC. Florida State would play eighth-seeded NC State, a team the Tribe swept during the regular season.

FSU looked like it was on the way to a much needed win to enhance its NCAA Tournament hopes. The Seminoles opened the second half with a 16-3 run to take a 41-33 lead with 10 minutes to go, but the Wolfpack responded with 18 straight points to go up 51-41. FSU chipped away and got to within 65-63 with six seconds to go, but Thompson had his layup attempt blocked at the buzzer and the Seminoles were eliminated.

The NCAA Tournament selection show and the ensuing celebration followed. Florida State was back in the NCAA Tournament after a four-year absence and would face fifth-seed Texas Christian in the Midwest Regional first round in Oklahoma City, OK. TCU came into the game as the nation's highest scoring team but the Seminoles would beat the Horned Frogs at their own game. Proving they belonged in the tournament, FSU played one of its best games of the season in a 96-87 win. Several players starred in the win. Louis had 20 points and 13 rebounds while Jackson added 20 points. Greer, who joined the program's 1,000-point club, and Thompson added 17 points each while

THE 1997-98 SEASON FINISHED THE WAY IT STARTED - IN GREAT FASHION - and Florida State fans and the city of Tallahassee were talking basketball again. The Seminoles' postseason run gave notice that the best is yet to come for FSU.

Hale came off the bench to score 15.

In the second round, the Seminoles met up with Cinderella Valparaiso. Florida State led 75-72 with under a minute to play in regulation but could not finish off the Crusaders. Valpo tied the game but the

Seminoles had a chance to win on their final possession. After a timeout, FSU could not get a shot off and the contest went to overtime.

In the extra session, Florida State's offense went cold and the Seminoles did not make a field goal. The end result was an 83-77 loss and a tough end to a satisfying season.

Robinson's first year in Tallahassee had Seminole fans excited about the hoops program and the NCAA Tournament bid was a great reward for Florida State's senior class - Greer, Louis, Thompson and walk-on Kyle Mulligan.

Louis finished his career ranked 23rd on Florida State's all-time scoring list, ninth in rebounding and second in blocked shots. Greer finished tied for sixth on FSU's all-time games played list and in the top 10 in four other categories (three-point field goals, three-point attempts, assists and steals). In his two seasons as a Seminole after transferring in from Tallahassee Community College, Thompson finished 10th in career assists and 11th in steals.

Baker proved to be a tough performer and Hale and Shabazz also flashed enormous potential.

The 1997-98 season finished the way it started - in great fashion - and Florida State fans and the city of Tallahassee were talking basketball again. The Seminoles' postseason run gave notice to the nation that the best is yet to come for FSU and basketball truly is back.

Game 1
RICE Owls
Nov. 14

Terrell Baker led a balanced attack with 12 points as Florida State opened the Steve Robinson era with a 65-53 road win at Rice. Baker, a junior college transfer, was FSU's only double figure scorer but five other Seminoles scored at least eight points. Florida State held the Owls to 36.5 percent shooting from the floor and forced 20 turnovers. The Seminoles took the lead for good on a basket by freshman center Karim Shabazz with 6:30 to go in the first half and led by as many as 16 points in the second half. Seniors LaMarr Greer, Corey Louis and Kerry Thompson each scored nine points while Shabazz and sophomore Ron Hale had eight apiece. The win came in the earliest game in FSU basketball history.

FSU Rice													65 53		Game 1 November 14, 1997									
													Autry Court • Houston, Texas											
Florida State						Rice						Totals		FSU		Rice								
FGA	FGA	FTIA	REB	PF	AT TO	FGA	FGA	FTIA	REB	PF	AT TO	FGA	FGA	FTIA	REB	PF	AT TO	FGA	FGA	FTIA	REB	PF	AT TO	
Greer	5/2	2/4	1/2	0/4	0	2	3	0	1	19	9	Michalski	3/11	1/4	0/0	2/6	3	2	3	0	1	35	7	
Jackson	3/9	0/2	0/0	0/3	1	3	4	1	2	25	9	Kelley Sami	5/9	0/0	0/0	3/4	4	1	3	0	0	24	10	
Louis	4/8	0/0	1/3	2/5	2	0	2	1	0	25	9	Bougault	4/11	0/0	1/2	2/9	3	3	2	3	2	36	9	
Baker	4/7	1/3	3/6	2/3	4	3	2	0	3	33	12	Johnson	6/15	1/7	1/3	2/4	1	0	4	0	0	0	35	14
Hale	3/7	1/4	1/5	0/5	3	8	5	0	3	34	12	Wilks	3/6	0/1	2/3	0/1	4	3	3	5	0	3	32	8
Shabazz	4/8	0/5	0/2	1/4	1	1	1	1	0	25	9	Springer	1/5	1/4	0/0	2/2	3	0	2	0	1	14	3	
Mulligan	2/3	0/0	0/0	1/2	1	1	1	0	0	13	6	Tynell	1/5	0/0	0/0	0/0	0	0	0	0	1	11	2	
Chesek	0/1	0/1	0/0	0/0	0	0	0	0	0	0	0	Amstrong	0/1	0/0	0/0	0/1	0	0	1	0	0	0	0	0
R. Thompson	0/1	0/0	0/0	0/0	0	0	0	0	0	0	0	TEAM				3/4								
Brewer	0/1	0/1	0/0	0/0	0	0	0	0	0	0	0													
TEAM																								
Totals						Totals						Totals		FSU		Rice								
25-58						23-43						24-53		34		25								
3-10						3-11						3-10		31		29								
7-15						11-22						11-22		55		53								
11-22						14-23						11-22		25		29								
14						18						14		25		29								
16						20						16		25		29								
12						15						12		25		29								
6						10						6		25		29								
10						12						10		25		29								
20						20						20		25		29								
55						53						55		25		29								
First Half - FG: 15-30 (50.0%), 3FG: 2-9 (22.2%), FT: 2-4 (50.0%)						First Half - FG: 12-32 (37.5%), 3FG: 1-9 (11.1%), FT: 0-0 (0.0%)										Attendance: 3,448								
Officials: Hunt, Harris, Storn						Officials: DeMayo, Greenwood, Hughes										Technical: None								

Game 2
LOYOLA-MARYLAND Greyhounds
Nov. 17


Randell Jackson scored 16 of his career-high 25 points after halftime as Florida State defeated Loyola 89-72 in the first round of the Chase Preseason NIT. The game marked the home debut of FSU first year coach Steve Robinson and was the Seminoles 30th consecutive home season-opening win. Three other Florida State players finished in double figures. Ron Hale came off the bench to score 15 while Terrell Baker added 15 and Kerry Thompson had 10. The Seminoles limited the Greyhounds to 37.5 percent shooting from the floor and forced 21 turnovers. FSU shot 50.8 percent from the field.

FSU Loyola-Maryland													89 72		Game 2 November 17, 1997								
													Tallahassee-Leon Co. Civic Center • Tallahassee, Florida										
Florida State						Loyola						Totals		FSU		Loyola							
FGA	FGA	FTIA	REB	PF	AT TO	FGA	FGA	FTIA	REB	PF	AT TO	FGA	FGA	FTIA	REB	PF	AT TO	FGA	FGA	FTIA	REB	PF	AT TO
Greer	1/11	0/5	5/7	0/6	3	2	3	0	1	34	7	Powell	6/17	0/4	7/11	1/5	3	1	3	1	0	37	18
Jackson	9/13	0/1	7/8	3/5	6	1	4	0	1	39	26	Carroll	0/2	0/0	0/0	2/3	4	0	2	0	0	15	3
Louis	3/9	0/0	1/4	3/4	5	0	3	2	2	21	7	Patt	4/5	0/0	5/8	1/3	3	2	1	0	1	16	13
Baker	5/9	2/3	3/3	0/3	4	4	0	0	0	22	15	Hunter	6/13	1/5	1/3	2/6	3	2	4	0	1	33	14
K. Thompson	3/12	0/4	0/0	0/0	3	3	6	0	4	39	10	Rowe	4/10	2/6	14/16	0/5	5	3	0	0	0	37	24
Hale	7/11	0/3	1/1	4/4	3	2	2	0	0	21	15	Mason	1/1	0/0	0/0	1/2	3	0	0	1	0	22	2
Shabazz	1/2	0/0	3/8	1/3	0	0	2	4	0	13	6	Lanley	0/2	0/0	0/0	0/0	1	1	0	0	0	9	0
Mulligan	1/1	0/0	3/4	0/0	1	1	0	0	0	12	6	Davis	0/0	0/0	0/0	0/0	4	0	1	0	0	4	0
R. Thompson	0/1	0/0	0/1	0/0	1	0	0	0	0	3	0	Blosser	0/0	0/0	0/0	0/0	2	0	1	0	0	3	0
Chesek	0/0	0/0	0/0	0/0	0	0	0	0	0	1	0	TEAM				3/14							
TEAM																							
Totals						Totals						Totals		FSU		Loyola							
20-42						21-56						21-56		35		17							
2-16						5-17						2-16		25		17							
23-36						10-22						10-22		55		21							
25						28						25		25		17							
16						22						16		25		17							
20						28						20		25		17							
6						11						6		25		17							
10						20						10		25		17							
20						28						20		25		17							
89						72						89		35		17							
First Half - FG: 11-33 (33.3%), 3FG: 2-10 (20.0%), FT: 12-16 (75.0%)						First Half - FG: 12-30 (40.0%), 3FG: 3-11 (27.3%), FT: 12-19 (63.2%)										Attendance: 4,133							
Officials: Robinson, Shays, Jordan						Officials: Robinson, Shays, Jordan										Technical: None							


Game 3
UTAH STATE Aggies
Nov. 19

Kerry Thompson scored 16 points and Terrell Baker added 14 as Florida State downed Utah State 66-55 in the second round of the Chase Preseason NIT. The win gave FSU a berth in the tournament's Final Four in New York's Madison Square Garden and sent Seminole head coach Steve Robinson there for the second straight season. He guided Tulsa to a third place finish in the tournament during the 1996-97 season. Thompson scored nine first quarter points as Florida State opened a 16-point lead during the period but the Aggies cut the lead to five at halftime after holding FSU to six second quarter points. The Seminoles hit 54.4 percent from the floor while limiting Utah State to 40.4 percent shooting. Baker led FSU in rebounding with eight and had four steals.

FSU Utah State													66 55		Game 3 November 19, 1997										
													Tallahassee-Leon Co. Civic Center • Tallahassee, Florida												
Florida State						Utah State						Totals		FSU		Utah State									
FGA	FGA	FTIA	REB	PF	AT TO	FGA	FGA	FTIA	REB	PF	AT TO	FGA	FGA	FTIA	REB	PF	AT TO	FGA	FGA	FTIA	REB	PF	AT TO		
Greer	3/4	2/3	0/0	1/1	1	4	0	0	0	28	8	Rice	4/9	0/1	1/1	1/3	1	2	2	0	1	30	3		
Jackson	4/7	1/1	0/0	1/3	0	1	4	2	0	25	9	Jackson	1/3	0/1	0/0	1/3	2	1	0	0	0	19	2		
Louis	4/7	0/0	1/3	0/5	2	1	2	3	1	25	9	Johnson	2/6	0/0	1/2	1/4	2	0	0	0	0	3	25	2	
Baker	4/7	1/3	3/6	2/3	4	3	2	0	3	33	12	Jones	5/8	3/6	0/0	0/1	2	1	4	0	0	0	38	13	
Hale	3/7	1/4	1/5	0/5	3	8	5	0	3	34	12	Saxon	5/15	1/4	3/4	1/4	1/4	2	2	5	0	0	0	39	14
Shabazz	4/8	0/5	0/2	1/4	1	1	1	1	0	25	9	Devis	4/8	0/0	0/0	5/8	3	1	0	0	2	25	8		
Mulligan	2/3	0/0	0/0	1/2	1	1	1	0	0	13	6	Randall	1/5	0/0	0/0	1/0	1	0	0	0	0	13	2		
Chesek	0/1	0/1	0/0	0/0	0	0	0	0	0	0	0	Smith	1/3	0/0	0/0	1/4	2	0	0	0	0	15	2		
R. Thompson	0/1	0/0	0/0	0/0	0	0	0	0	0	0	0	Allok	0/0	0/0	0/0	0/0	0	0	0	0	0	1	0	0	
Brewer	0/1	0/1	0/0	0/0	0	0	0	0	0	0	0	TEAM				1/12									
TEAM																									
Totals						Totals						Totals		FSU		Utah State									
24-44						23-57						24-44		35		15									
9-20						12-23						9-20		27		15									
10-17						5-23						10-17		55		13									
13						15						13		55		13									
15						12						15		55		13									
6						8						6		55		13									
8						10						8		55		13									
200						200						200		55		13									
55						57						55		35		15									
First Half - FG: 14-22 (63.6%), 3FG: 4/5 (80.0%), FT: 1/3 (33.3%)						First Half - FG: 10-27 (37.0%), 3FG: 1/4 (25.0%), FT: 1/1 (100.0%)										Attendance: 1,321									
Officials: DeMayo, Greenwood, Hughes						Officials: DeMayo, Greenwood, Hughes										Technical: None									



Terrell Baker helped Florida State harass Loyola-Maryland into 21 turnovers in an 89-72 Preseason NIT first round win.



Kerry Thompson and Steve Robinson talked with Dick Vitale after Florida State's 67-60 win over Connecticut in the Preseason NIT semifinals on ESPN.

Game 5 KANSAS Jayhawks

Kansas All-Americans Paul Pierce and Raef LaFrentz combined to score 36 points in the second half as the second-ranked Jayhawks rallied to down No. 25 Florida State 73-58 in the championship game of the Chase Preseason NIT in Madison Square Garden. The Seminoles were in control most of the way, leading by as many as 13 points in the first half and 45-42 entering the fourth quarter. But Pierce scored 13 points in the final 10 minutes and LaFrentz added seven as the Jayhawks outscored the Seminoles 31-13 in the final period. FSU held Pierce and LaFrentz to just four points in the first half as the Seminoles led 28-20 at intermission. Randell Jackson, who scored 15 points, gave Florida State its final lead (49-46) with a dunk at the 7:46 mark. The Seminoles trailed 59-56 with 3:00 to go but were outscored 14-2 to end the game.

No. 25 FSU													No. 2 Kansas													Game 5	
67													73													November 28, 1997	
Madison Square Garden • New York, New York																											
No. 25 Florida State													No. 2 Kansas														
FGA	3PT	FTA	REB	FF	AT	TO	BS	ST	MIN	TP	FGA	3PT	FTA	REB	FF	AT	TO	BS	ST	MIN	TP						
Greer	4-10	1-9	2-2	14-2	1	3	0	1	31	11	Pierce	7-15	5-6	4-6	7-10	17	2	4	1	2	34	23					
Jackson	7-12	0-0	1-5	3-4	5	0	0	2	3	27	15	Pugh	2-3	0-0	1-2	3-5	5	0	0	0	1	2	5				
Louis	3-10	0-0	0-0	2-6	4	2	0	1	2	26	16	LaFrentz	5-14	0-0	7-10	1-5	1	3	3	1	1	28	17				
Baker	4-8	2-5	2-2	2-8	2	2	0	1	1	35	16	Thomas	2-8	2-5	0-0	0-2	3	0	1	0	3	28	8				
K. Thompson	2-3	1-5	0-1	0-3	2	2	0	0	6	37	16	Robertson	3-10	2-3	0-1	2-3	2	3	6	2	1	33	8				
Shabazz	3-6	0-0	1-3	1-5	4	0	0	2	1	25	5	Chenoweth	0-2	0-0	0-0	0-3	4	0	1	4	0	11	0				
Hale	2-4	0-3	0-0	1-3	3	3	1	2	0	14	4	Gregory	3-8	1-1	1-2	1-2	0	1	2	0	1	16	8				
Mulligan	0-0	0-0	0-0	0-0	0	0	0	0	0	0	0	Bradford	1-1	0-0	2-4	1-2	1	0	0	0	1	8	4				
Chesek	0-0	0-0	0-0	0-0	0	1	0	0	0	3	0	Janese	0-0	0-0	0-0	0-0	0	0	0	0	0	0	0				
TEAM												McGraw	1-1	0-0	0-1	0	1	0	0	0	4	2	0				
												Nooner	0-0	0-0	0-0	0	1	0	0	0	1	0	0				
Totals	24-69	4-21	6-13	16-28	41	17	15	8	14	200	58	TEAM															
First Half - FG: 11-33 (33.3%) 3PT: 1-8 (12.5%) FT: 5-9 (55.6%)													Totals													24-62	
Officials: Sun, Valentine, Dorado													Technical: None													First Half - FG: 9-29 (31.0%) 3PT: 2-8 (25.0%) FT: 2-3 (66.7%)	
													FSU													13	
													Kansas													13	
													Attendance: 12,435														

Game 4 CONNECTICUT Huskies

Kerry Thompson scored 13 points to lead four Seminoles in double figures and Florida State used a suffocating defense to down No. 11 Connecticut 67-60 in the semifinals of the Chase Preseason NIT. FSU fell behind 5-0 in the opening minutes but used a 22-4 run to open a 13-point lead early in the second quarter and was in control throughout. The Seminoles forced the Huskies into 31.3 percent shooting (20-of-64). Terrell Baker, Randell Jackson and Karim Shabazz all added 10 points for FSU. The win was the 50th in Florida State head coach Steve Robinson's career.

No. 25 FSU													No. 11 Connecticut													Game 4	
67													60													November 26, 1997	
Madison Square Garden • New York, New York																											
No. 25 Florida State													No. 11 Connecticut														
FGA	3PT	FTA	REB	FF	AT	TO	BS	ST	MIN	TP	FGA	3PT	FTA	REB	FF	AT	TO	BS	ST	MIN	TP						
Greer	2-9	1-4	4-6	4-5	1	4	1	1	0	38	9	Prigman	3-11	0-0	0-11	5-10	4	1	0	1	1	35	15				
Louis	2-7	0-0	2-2	3-9	3	1	3	3	0	35	16	Hamilton	5-20	3-8	2-2	3-6	4	1	5	0	1	33	21				
Shabazz	2-4	0-0	6-7	2-4	3	0	1	3	0	15	10	Yoshiki	0-1	0-0	0-0	1-3	3	1	1	0	0	17	0				
Baker	2-4	0-1	6-8	0-4	4	2	2	0	0	23	10	Moore	3-5	0-0	2-3	1-1	1	2	3	0	2	35	8				
K. Thompson	5-10	0-3	3-4	1-5	2	3	3	2	4	23	13	Blairin	3-19	2-9	2-2	2-5	2	4	1	0	1	21	10				
Hale	3-5	1-2	0-1	1-3	4	2	1	0	0	20	7	Kluber	1-2	0-0	0-0	2-7	4	1	1	0	1	22	2				
Jackson	5-15	0-1	0-0	2-6	3	1	3	0	0	22	10	Funches	0-0	0-0	0-0	0-0	1	0	0	0	0	2	0				
Mulligan	1-2	0-0	0-1	1-0	0	0	0	0	0	10	2	Jones	0-3	0-3	0-0	0-1	2	0	2	0	0	7	0				
Chesek	0-0	0-0	0-0	0-0	0	0	0	0	0	1	0	Harroret	2-4	0-0	0-0	3-3	2	1	2	0	0	16	4				
R. Thompson	0-0	0-0	0-0	0-0	0	0	0	0	0	1	0	TEAM															
TEAM												TEAM															
Totals	22-66	2-11	21-33	16-28	41	13	13	12	7	200	67	Totals	20-64	5-20	15-18	13-25	43	23	11	15	1	6	200	60			
First Half - FG: 11-30 (36.7%) 3PT: 1-9 (11.1%) FT: 8-15 (53.3%)													First Half - FG: 8-27 (29.6%) 3PT: 0-6 (0.0%) FT: 9-11 (81.8%)														
Officials: Scaglione, Kins, Cahill													Technical: None													FSU	
													Connecticut													16	
													Attendance: 11,510														

Game 6 FLORIDA ATLANTIC Owls

Terrell Baker scored 20 points and Karim Shabazz, making the second start of his career, posted a double-double with 13 points and 11 rebounds as No. 19 Florida State rolled to a 90-52 victory over Florida Atlantic. The Seminoles connected on 53.0 percent from the field (35-of-66) and outrebounded the Owls 48-22. Two other FSU players scored in double figures as LaMarr Greer and Ron Hale each added 10.

No. 19 FSU													Florida Atlantic													Game 6	
90													52													December 2, 1997	
Tallahassee-Leon Co. Civic Center • Tallahassee, Florida																											
No. 19 Florida State													Florida Atlantic														
FGA	3PT	FTA	REB	FF	AT	TO	BS	ST	MIN	TP	FGA	3PT	FTA	REB	FF	AT	TO	BS	ST	MIN	TP						
Greer	4-8	1-4	1-2	3-4	0	4	0	0	3	25	10	Lewisson	0-0	0-0	0-0	0-1	3	0	0	0	0	0	0				
Jackson	4-8	0-1	1-2	0-5	0	1	0	1	0	21	9	Arnette	4-14	0-4	3-7	1-1	2	1	4	0	0	0	0				
Shabazz	6-9	0-0	1-3	5-11	1	1	1	1	1	25	13	Brandt	1-4	1-2	0-0	0-3	1	5	2	1	0	0	27	3			
Baker	7-8	3-4	3-3	0-2	3	3	1	0	2	21	20	Durant	4-12	2-7	0-0	0-0	3	1	1	0	0	0	22	10			
K. Thompson	2-5	0-1	0-0	1-3	1	3	2	1	1	25	4	Kell	1-1	0-0	1-2	0-2	3	2	1	0	0	0	26	3			
Hale	4-4	1-1	1-1	4-9	0	1	3	1	0	15	10	Cook	1-4	0-0	0-0	1-3	2	0	1	0	1	1	15	2			
Mulligan	1-4	0-0	0-0	4-5	1	0	1	0	0	16	7	Turner	4-8	2-4	0-0	0-2	2	1	2	0	1	1	13	10			
Bowser	3-6	1-3	0-0	0-2	1	0	0	0	0	16	7	Hercak	3-5	3-4	2-2	1-1	0	1	1	0	0	0	13	11			
Chesek	0-0	0-0	0-0	0-0	0	3	1	0	0	14	0	Kitchen	1-4	0-1	0-0	1-1	0	1	0	0	0	0	13	2			
R. Thompson	3-6	0-0	0-0	3-4	2	0	1	0	0	12	6	TEAM															
Louis	0-0	0-0	0-0	1-0	1	0	0	0	0	3	2	Totals	19-52	6-22	6-11	7-15	22	11	15	3	3	200	52				
Thomas	0-1	0-0	0-0	0-1	0	0	0	0	0	3	0	First Half - FG: 9-24 (37.5%) 3PT: 4-11 (36.4%) FT: 3-7 (42.9%)															
Sheffield	1-1	0-0	0-0	0-0	0	0	0	0	0	2	2	FSU															
TEAM												FAU															
Totals	35-66	6-15	14-20	20-38	48	11	21	13	4	7	200	90	Totals	46	44	30											
First Half - FG: 16-22 (72.7%) 3PT: 4-6 (66.7%) FT: 10-13 (76.9%)													First Half - FG: 16-22 (72.7%) 3PT: 4-6 (66.7%) FT: 10-13 (76.9%)													Attendance: 5,625	
Officials: Scaglione, Nobles, Pitts													Technical: None														

Game 10
NORTH CAROLINA Tar Heels Dec. 20

Top-ranked North Carolina got 22 points apiece from Antawn Jamison and Vince Carter to down Florida State 81-73 in the Atlantic Coast Conference opener for both teams. The Tar Heels held off several FSU rallies in the second half as seven times the Seminoles had a chance to tie the game or take the lead but could not do it. The Tribe trailed by 11 (63-52) with 10 minutes to play but went on a 12-3 run to cut the margin to 66-65 at the 6:30 mark. Carter responded with a dunk and a blocked shot that led to a Shammond Williams layup. Florida State got to within 75-73 on a Randell Jackson layup with 1:28 to go but North Carolina was able to seal the game by making 6-of-8 from the line in the game's final minute. LaMarr Greer led FSU with 17 points and Jackson added 16.

No. 17 FSU													73													Game 10												
No. 1 North Carolina													81													December 20, 1997												
Tallahassee-Leon Co. Civic Center • Tallahassee, Florida																																						
No. 17 Florida State				3-PT				REB					No. 1 North Carolina				3-PT				REB																	
FGA	FTA	FTIA	ODT	PF	AT	TO	BS	ST	MN	TP	FGA	FTA	FTIA	ODT	PF	AT	TO	BS	ST	MN	TP																	
Greer	6-12	5-7	24	2-3	3	2	2	0	0	32	17	Carter	10-12	1-1	1-1	0-0	4	1	1	0	1	29	32															
Jackson	6-13	1-1	24	5-5	2	1	1	0	0	30	16	Okusa	12	0-0	0-2	4-5	4	1	1	0	1	25	12															
Louis	3-6	0-0	2-2	0-4	3	1	1	0	0	30	8	Jamison	9-19	0-0	4-5	1-9	1	3	3	1	2	38	22															
Baker	2-6	1-5	5-6	2-0-2	4	1	4	0	1	29	10	Williams	6-14	2-8	4-4	0-1-1	2	2	2	1	1	36	15															
K. Thompson	5-11	0-0	0-0	0-5-3	3	4	6	1	2	35	11	Cota	5-7	1-1	6-12	22-13	1	12	1	0	2	35	17															
Hale	2-6	0-0	0-0	0-2-4	1	0	1	0	1	11	6	Ndoye	0-5	0-0	0-0	1-1-1	4	0	1	1	2	21	0															
Shabazz	1-2	0-0	1-1	1-3	1	0	1	0	0	10	3	Hillwood	0-0	0-0	0-0	0-0-0	2	0	1	1	1	5	0															
Simmons	0-1	0-0	0-0	0-3-3	0	0	0	0	0	8	0	Brooker	0-0	0-0	0-0	0-0-0	1	0	0	0	0	1	0															
Doss	1-2	0-0	0-0	0-0-0	0	0	0	0	0	2	0	TEAM				1-5-6																						
Brewer	0-0	0-0	0-0	0-0-0	0	0	0	0	0	2	0																											
TEAM				5-27						2	0																											
Totals	25-59	6-21	15-19	15-18-33	18	9	16	1	4	200	73	Totals	31-54	4-10	15-24	6-15-23	18	20	10	3	10	200	81															
First Half - FG: 15-29 (51.7); 3-FG: 5-9 (55.6); FT: 3-3 (100.0)																																						
Officials: Harrell, Gordon, Rote	Technicals: None																																					

Game 11
ARIZONA Wildcats Dec. 23

LaMarr Greer scored a career-high 26 points to lead No. 17 Florida State to an 84-79 win over fifth-ranked Arizona. The senior from Cape May, NJ hit 11-of-13 from the floor and all three of his three-point field goal attempts while also grabbing six rebounds in 31 minutes. Greer broke a 76-76 tie with a three-pointer with 1:43 remaining then sealed the win with a desperation three-pointer as the shot clock was winding down with 47 seconds remaining to put FSU ahead 82-77. The Seminoles shot a season-high 56.4 percent (31-of-55) while limiting the defending national champions to 38.9 percent from the field (28-of-72). Terrell Baker added 18 points while Corey Louis had 11 points and eight rebounds.

No. 17 FSU													84													Game 11												
No. 5 Arizona													79													December 23, 1997												
Tallahassee-Leon Co. Civic Center • Tallahassee, Florida																																						
No. 17 Florida State				3-PT				REB					No. 5 Arizona				3-PT				REB																	
FGA	FTA	FTIA	ODT	PF	AT	TO	BS	ST	MN	TP	FGA	FTA	FTIA	ODT	PF	AT	TO	BS	ST	MN	TP																	
Greer	11-13	3-3	1-2	3-5	2	2	2	0	0	31	26	Dickerson	8-16	1-3	4-5	1-3-3	1	1	3	0	3	21	21															
Jackson	2-12	0-1	1-2	2-1-9	2	0	4	0	1	36	5	Devision	1-2	0-0	6-8	2-1-3	3	1	1	0	4	33	8															
Louis	5-7	0-0	1-2	3-5-8	2	0	1	0	0	24	11	Bramlett	3-5	0-0	0-1	0-2-2	5	1	1	0	0	17	6															
Baker	6-10	1-5	5-5	0-5-5	3	0	5	1	1	32	18	Simon	3-14	0-4	2-5	3-1-4	2	2	3	0	1	27	8															
K. Thompson	2-5	1-2	2-2	0-5-5	4	9	1	0	0	33	7	Ezby	9-24	5-14	2-5	1-5-5	3	4	0	1	1	39	26															
Hale	3-4	0-0	4-6	1-3-4	1	2	1	1	1	17	10	Terry	2-8	1-2	1-2	0-0-0	1	2	1	0	1	23	6															
Shabazz	3-2	0-0	1-2	1-1-2	4	0	1	0	0	16	5	Egerson	2-5	0-0	0-1	8-1-9	5	1	1	1	1	22	4															
Doss	0-0	0-0	0-2	0-4-4	1	0	0	0	0	7	2	Wessell	0-0	0-0	0-0	2-1-3	0	1	0	0	0	7	0															
Simmons	0-1	0-0	0-0	0-0-0	1	0	0	0	0	4	0	TEAM				1-2-3																						
TEAM				2-0-2						0	0																											
Totals	31-55	5-8	17-23	12-34-42	21	16	22	2	3	200	84	Totals	28-72	6-27	15-25	16-15-30	20	13	10	2	11	200	79															
First Half - FG: 15-27 (55.6); 3-FG: 2-4 (50.0); FT: 3-3 (100.0)																																						
Officials: Libby, Wood, Stowe	Technicals: Greer, Egerson																																					

Game 12
SW LOUISIANA Ragin' Cajuns Dec. 29

Terrell Baker posted season-highs with 23 points and 11 rebounds and Corey Louis added a double-double with 13 points and 10 boards to lead No. 15 Florida State to an 80-71 road win over Southwestern Louisiana. FSU led by as many as 13 points in the second half (61-48) but saw the lead cut to three at 72-69 with 1:57 remaining. The Seminoles put the game away by hitting 12 of its last 14 free throws. Florida State dominated the backboards, out-rebounding USL by a 49-32 count, and held the Ragin' Cajuns to 32.4 percent (22-of-68) shooting from the field. The victory marked the first time in school history that FSU had reached the 10-win mark prior to Jan. 1.

No. 15 FSU													80													Game 12												
SW Louisiana													71													December 29, 1997												
Cajundome • Lafayette, Louisiana																																						
No. 15 Florida State				3-PT				REB					SW Louisiana				3-PT				REB																	
FGA	FTA	FTIA	ODT	PF	AT	TO	BS	ST	MN	TP	FGA	FTA	FTIA	ODT	PF	AT	TO	BS	ST	MN	TP																	
Greer	1-7	1-3	4-4	0-3-3	4	5	0	0	0	30	7	Manuel	3-13	1-5	4-5	1-4-5	2	4	1	1	3	36	11															
Jackson	7-13	0-1	2-3	3-6-9	3	1	3	2	0	31	16	Whiting	3-4	0-0	0-0	2-1-3	5	0	2	0	0	24	8															
Louis	3-6	0-0	7-8	6-4-10	4	0	1	0	0	28	13	Smith	5-5	0-0	4-5	5-5-6	4	2	0	0	1	26	10															
Baker	7-13	1-4	8-10	6-5-11	0	1	2	0	1	35	23	Snowden	2-9	1-4	1-2	1-3-3	0	1	0	0	0	20	6															
K. Thompson	1-6	0-1	4-6	1-6-7	3	11	5	0	0	35	23	Foster	7-16	3-6	2-2	1-3-3	1	6	1	0	1	37	19															
Hale	2-5	1-1	0-0	1-3-4	3	0	1	0	0	10	9	Green	1-17	1-13	5-5	1-5-1	5	0	1	0	4	23	8															
Shabazz	0-0	0-0	0-0	1-3-3	2	0	1	2	0	10	0	Barnett	1-1	0-0	1-2	1-2	3	0	0	0	0	15	5															
Doss	0-0	0-0	0-0	0-0-0	0	0	0	0	0	5	0	Patrick	0-1	0-0	3-6	0-0-0	5	0	0	0	1	9	3															
Simmons	4-7	0-0	0-0	1-2-1	2	1	0	0	0	11	8	Regis	2-2	0-0	1-2	1-1-2	4	0	0	0	0	8	6															
Mulligan	0-0	0-0	0-0	0-0-0	1	0	0	0	0	1	0	Warren	0-0	0-0	0-1	0-1-1	0	0	0	0	0	4	0															
TEAM				1-1-2						0	0	Funderburk	0-0	0-0	0-0	0-0-0	0	0	0	0	0	1	0															
				5-27						0	0	TEAM				3-14																						
Totals	25-57	3-10	27-36	20-25-45	22	18	16	4	2	200	80	Totals	22-66	6-28	21-28	16-15-32	27	13	6	1	10	200	71															
First Half - FG: 14-30 (46.7); 3-FG: 3-8 (37.5); FT: 14-19 (73.7)																																						
Officials: Scagliola, Orth, Shaw	Technicals: None																																					
FSU	45																																					
USL	40																																					
Attendance: 7,741																																						



LaMarr Greer had a career best performance in Florida State's 84-79 win over fifth-ranked and defending national champion Arizona. Greer scored 26 points while hitting 11-of-13 from the field.

Game 13
DEPAUL Blue Demons Dec. 31

Corey Louis scored 16 points, grabbed 12 rebounds and blocked five shots to lead 15th-ranked Florida State to a 66-55 victory on the road over DePaul. Louis hit 7-of-9 from the floor and led the Seminoles' domination up front of the smaller Blue Demons. FSU outrebounded DePaul 49-30 and its starting front-line of Louis, Randell Jackson and LaMarr Greer combined to hit 16-of-28 from the field. Florida State jumped out to a 10-2 lead and never trailed. The Seminoles hit just 42.9 percent from the field (24-of-56) but held the Blue Demons to 34.9 percent from the floor (22-of-63). The game was a reunion of sorts as DePaul head coach Pat Kennedy guided the Seminoles for 11 seasons from 1986-97.

No. 15 FSU		66		Game 13	
DePaul		55		December 31, 1997	
Rosemont Horizon • Chicago, Illinois					
No. 15 Florida State			DePaul		
	SPT	REB			
FGA	FGA	ODT	PF	AT	TO
FTA	BS	ST	MIN	TP	
Greer	3-7	1-5	6-6	2-2	4
Jackson	6-12	1-2	2-3	1-0	0
Louis	7-9	0-0	3-5	1-2	0
Baker	1-11	1-6	4-4	5-5	3
K. Thompson	5-8	0-0	0-5	3-4	0
Hale	0-4	0-0	1-2	0-0	0
Shabazz	0-1	0-0	0-0	1-0	0
Simmons	1-3	0-0	0-1	1-0	0
Mulligan	1-1	0-0	0-0	1-0	0
Deas	0-0	0-0	0-0	0-0	0
Drecek	0-0	0-0	0-0	0-0	0
TEAM	24-56	1-2	3-5	1-2	1
Totals	24-56	3-17	15-20	13	15
First Half	FG: 13-28 (46.4%)	3FG: 1-9 (11.1%)	FT: 5-7 (71.4%)		
Officials: Scaglione, Rose, Peltic	Technicals: Cowman				

Game 15
MARYLAND Terrapins Jan. 7

Obinna Ekezie scored 18 points and grabbed 11 rebounds as Maryland rallied from a 12-point deficit early in the second half to knock off 13th-ranked Florida State 81-74 in Cole Field House. FSU limited the Terrapins to 36.4 percent shooting from the field (24-of-66) but committed 21 turnovers and were outrebounded 49-37. Maryland also hit 32-of-42 from the free throw line while Florida State connected on just 9-of-17. FSU used a 17-7 run to close the first half with a 41-33 lead. The Seminoles scored the first four points of the second half to take a 45-33 lead with 19 minutes remaining but Maryland answered by outscoring Florida State 26-6 over the next 12 minutes to take control of the game. Terrell Baker led FSU with 17 points. LaMarr Greer added 15 and Kerry Thompson scored 11.

No. 13 FSU		74		Game 15	
Maryland		81		January 7, 1998	
Cole Field House • College Park, Maryland					
No. 13 Florida State			Maryland		
	SPT	REB			
FGA	FGA	ODT	PF	AT	TO
FTA	BS	ST	MIN	TP	
Greer	5-15	2-5	3-3	2-3	4
Jackson	4-10	1-1	1-1	1-1	0
Louis	4-6	0-0	0-0	1-1	1
Baker	7-10	2-4	0-0	1-1	0
K. Thompson	4-10	0-0	0-1	1-1	0
Hale	1-2	0-0	0-0	1-1	0
Shabazz	0-0	0-0	0-0	0-0	0
Simmons	1-2	0-0	0-0	0-0	0
Deas	1-4	0-0	0-0	0-0	0
R. Thompson	0-0	0-0	0-0	0-0	0
TEAM	30-63	5-16	9-17	6-28	21
Totals	30-63	5-16	9-17	6-28	21
First Half	FG: 13-28 (46.4%)	3FG: 0-0 (0.0%)	FT: 1-3 (33.3%)		
Officials: Rose, Croft, Hartzell	Technicals: None				

Game 14
NC STATE Wolfpack Jan. 3

Terrell Baker scored 22 points on 8-of-11 shooting to give No. 15 Florida State its first Atlantic Coast Conference win of the season, a 68-55 victory at North Carolina State. The Seminoles shot a season-high 57.8 percent from the field (26-of-45) and outrebounded the Wolfpack 35-20. NC State jumped out to a 21-9 lead in the game's first 12 minutes but FSU closed the half on a 19-7 run for a 28-28 tie at halftime. Baker's three-pointer with 16:40 remaining gave Florida State the lead for good at 35-32. Three other Seminoles scored in double figures: Kerry Thompson (15), Randell Jackson (13) and Corey Louis (12).

No. 15 FSU		68		Game 14	
NC State		55		January 3, 1998	
Reynolds Coliseum • Raleigh, North Carolina					
No. 15 Florida State			NC State		
	SPT	REB			
FGA	FGA	ODT	PF	AT	TO
FTA	BS	ST	MIN	TP	
Greer	2-5	0-0	0-1	0-4	2
Jackson	6-9	0-0	1-1	0-1	0
Louis	5-6	0-0	2-2	1-7	1
Baker	8-11	2-4	3-3	2-6	3
K. Thompson	4-9	0-1	1-5	2-4	1
Hale	0-2	0-0	0-0	1-1	0
Shabazz	0-1	0-0	0-0	1-0	0
Simmons	1-2	0-0	0-0	0-0	0
Deas	0-0	0-0	0-0	1-2	0
TEAM	26-45	3-5	3-5	13	15
Totals	26-45	3-5	13-17	10-25	20
First Half	FG: 11-20 (55.0%)	3FG: 1-3 (33.3%)	FT: 5-8 (62.5%)		
Officials: Hess, Eddall, Gordon	Technicals: None				

Game 16
DUKE Blue Devils Jan. 10

Roshown McLeod scored a career-high 25 points to lead second-ranked Duke to a 75-63 victory over No. 13 Florida State before a sellout crowd of 12,231, the 12th largest in FSU basketball history. The Blue Devils led by 10 points at intermission (41-31) after shooting 59.4 percent (19-of-32) in the first half and survived a cold shooting final 20 minutes (9-of-32, 28.1 percent) to hand the Seminoles' their second consecutive loss. Florida State opened the second half with a 14-5 run and pulled to within 61-58 with 4:28 remaining on a jump hook by Corey Louis. But Duke put the game away by outscoring FSU 14-5 to close the contest. Randell Jackson led the Seminoles, who shot just 40.7 percent (24-of-59), with 18 points and LaMarr Greer added 14 and nine rebounds. Louis finished with nine points and 10 rebounds.

No. 13 FSU		63		Game 16	
No. 2 Duke		75		January 10, 1998	
Tallahassee-Leon Co. Civic Center • Tallahassee, Florida					
No. 13 Florida State			No. 2 Duke		
	SPT	REB			
FGA	FGA	ODT	PF	AT	TO
FTA	BS	ST	MIN	TP	
Greer	6-11	0-0	2-4	4-9	9
Jackson	7-14	0-0	4-5	3-5	4
Louis	4-9	0-0	1-5	2-10	2
Baker	2-8	0-0	2-2	1-1	0
K. Thompson	0-6	0-0	2-2	0-4	0
Hale	2-4	0-0	2-2	0-1	0
Shabazz	1-2	0-0	2-2	1-0	0
Simmons	2-4	0-0	0-0	0-0	0
Deas	0-1	0-0	0-0	0-0	0
TEAM	24-59	0-0	1-5	12-42	19
Totals	24-59	0-0	15-23	15-42	19
First Half	FG: 11-31 (35.5%)	3FG: 0-0 (0.0%)	FT: 9-10 (90.0%)		
Officials: Hartzell, Gordon, Kersey	Technicals: None				

Game 17 CLEMSON Tigers

Jan. 13

Greg Buckner scored 20 points and Terrell McIntyre came off the bench to add 15 to lead Clemson to an 86-65 victory at home over No. 17 Florida State. The loss was FSU's third straight. The Tigers used runs of 10-0 and 9-0 in the first half to take a 43-38 lead at intermission. Corey Louis scored the first basket of the second half to cut the margin to 43-40 but that was as close as the Seminoles would get. The Tigers responded with a 27-12 run over the next 10 minutes to push their lead to 70-52. Clemson became the second team in 1997-98 to shoot better than 50 percent against Florida State by hitting 51.8 percent from the floor (29-of-56) and forced a Seminole season-high 24 turnovers. Louis led FSU with 14 points while Randell Jackson added 13.

No. 17 FSU Clemson													No. 24 Clemson												
65													86												
Game 17													Game 17												
January 13, 1998													January 13, 1998												
Littlejohn Coliseum • Clemson, South Carolina													Littlejohn Coliseum • Clemson, South Carolina												
No. 17 Florida State													No. 24 Clemson												
Greer	2-8	0-4	0-0	0-0	0	1	3	0	0	16	0	Christie	3-7	2-4	3-6	0-2	1	1	2	2	2	27	11		
Jackson	4-7	0-0	0-0	0-0	0	1	5	3	1	25	10	Rube	3-7	0-0	3-4	1-6	2	1	1	0	1	20	9		
Louis	4-5	0-0	0-0	0-0	0	1	1	0	0	21	14	Worn	1-1	0-0	0-0	0-0	4	0	0	0	0	9	2		
Baker	4-9	2-4	0-0	0-0	0	1	1	0	1	33	12	Buckner	5-13	0-0	4-8	0-2	3	3	1	0	4	34	20		
K. Thompson	2-7	0-1	0-2	0-4	4	2	3	0	0	23	4	Mier	0-1	0-1	0-0	0-0	1	3	2	0	4	11	0		
Baker	0-4	0-3	4-4	2-13	4	2	6	0	2	25	4	McIntyre	6-11	0-2	3-4	1-1	3	8	1	0	2	25	15		
Shabazz	3-5	0-0	1-2	2-4	2	0	1	1	0	15	7	Jamison	1-4	0-0	2-7	1-2	3	1	2	0	3	25	8		
Simmons	1-2	0-0	0-2	0-0	3	0	1	0	0	13	2	Wildeman	4-4	0-0	3-3	1-3	3	0	1	0	0	21	11		
Deas	1-5	0-2	0-2	1-2	4	1	5	0	4	15	4	Whit	0-6	0-0	0-6	1-4	4	0	1	0	1	12	10		
R. Thompson	1-2	0-0	0-4	1-12	3	0	0	0	0	6	5	Akerspach	1-2	0-0	0-0	1-1	4	0	2	0	0	7	2		
TEAM	1-2	0-0	0-0	0-0	1-12	0	0	0	0	6	5	TEAM	1-2	0-0	0-0	1-1	4	0	2	0	0	7	2		
Totals	26-46	2-10	23-37	5-23	33	12	24	5	8	200	65	Totals	29-56	2-7	26-38	12-34	36	27	17	16	2	17	200	86	
First Half - FG: 12-22 (54.5%) 3-FG: 2-3 (66.7%) FT: 10-21 (47.6%)	First Half - FG: 15-21 (71.4%) 3-FG: 2-6 (33.3%) FT: 11-17 (64.7%)																								
Officials: Scapellato, Shaw, Dorato	Technical: None																								
FSU	35	27	65	Clemson	43	43	86																		
Attendance: 11,220																									

Game 18 GEORGIA TECH Yellow Jackets

Jan. 18

Randell Jackson scored 22 points and Corey Louis added 18 to lead No. 17 Florida State to a 70-67 road win over Georgia Tech. The victory snapped a three-game Seminole losing streak. FSU trailed just twice in the second half. After the Yellow Jackets took a 45-44 lead with 13:49 remaining, Louis hit a jump hook and Kerry Thompson knocked down a three-pointer to give Florida State a 49-45 edge. Georgia Tech battled back to take a 52-50 lead with 9:12 to go but Louis scored seven points and Jackson had five in a 16-6 Seminole run that put FSU in control. Florida State shot 54.2 percent from the field (26-of-48) while holding Georgia Tech to 35.8 percent (24-of-67).


No. 17 FSU Georgia Tech													No. 18 Georgia Tech												
70													67												
Game 18													Game 18												
January 18, 1998													January 18, 1998												
Alexander Memorial Coliseum • Atlanta, Georgia													Alexander Memorial Coliseum • Atlanta, Georgia												
No. 17 Florida State													No. 18 Georgia Tech												
Greer	2-8	0-3	0-1	0-2	4	1	0	0	3	27	4	Harring	7-22	0-5	10-11	3-8	3	2	2	0	1	39	24		
Jackson	5-13	0-1	0-0	0-0	0	0	0	0	0	23	29	Mabook	4-11	1-4	0-1	2-2	0	0	4	0	1	22	12		
Louis	7-10	0-0	1-1	0-5	0	0	0	0	0	33	15	Jones	3-5	0-0	0-4	2-9	0	0	2	0	1	22	10		
Baker	2-8	1-1	0-2	1-5	4	0	0	0	2	31	7	Glover	4-14	0-4	1-5	2-5	1	1	1	0	0	13	10		
K. Thompson	3-6	1-1	0-2	0-4	4	0	0	0	2	32	9	Solvey	0-1	0-0	0-2	1-4	4	5	0	0	4	29	12		
Hale	1-3	0-1	1-4	1-3	0	0	0	0	1	19	3	Floyd	5-13	3-9	0-0	2-3	3	1	2	0	2	24	13		
Shabazz	1-1	0-0	0-2	0-0	0	0	0	0	0	10	0	Vines	0-0	0-0	0-0	0-0	0	0	0	0	0	0	0		
Simmons	0-0	0-0	0-0	1-1	0	0	0	0	0	0	0	Micrardo	1-1	0-0	0-0	0-0	0	1	0	0	0	0	0		
Deas	0-0	0-0	0-0	0-0	0	0	0	0	0	0	0	TEAM	1-1	0-0	0-0	0-0	0	0	0	0	0	0	0		
R. Thompson	0-0	0-0	0-0	0-0	0	0	0	0	0	0	0	TEAM	1-1	0-0	0-0	0-0	0	0	0	0	0	0	0		
TEAM	1-2	0-0	0-0	0-0	1-24	0	0	0	0	0	0	TEAM	1-1	0-0	0-0	0-0	0	0	0	0	0	0	0		
Totals	26-48	3-10	15-23	6-27	33	12	17	7	8	200	70	Totals	24-67	4-22	15-22	16-31	39	19	14	15	2	10	200	67	
First Half - FG: 14-26 (53.8%) 3-FG: 1-3 (33.3%) FT: 9-11 (81.8%)	First Half - FG: 14-38 (36.8%) 3-FG: 1-7 (14.3%) FT: 8-12 (66.7%)																								
Officials: Harwell, Gordon, Kitz	Technical: FSU Bench																								
FSU	37	35	70	Ga. Tech	37	30	67																		
Attendance: 9,788																									

Game 19 WAKE FOREST Demon Deacons

Jan. 22

Randell Jackson scored 19 points and Terrell Baker added 16 to lead 20th-ranked Florida State to an 83-59 win over Wake Forest. The Seminoles hit 54.7 percent (29-of-53) from the field and outrebounded the Demon Deacons 40-31. FSU led by eight points (46-38) with 14:30 remaining but Jackson, Baker and Corey Louis, who finished with 14 points, keyed a 23-6 Seminole run to put the game out of reach. Jackson scored 10 points in the spurt while Baker and Louis had five apiece. The 24-point margin of victory was Florida State's third largest in an ACC game since entering the league in 1991-92.

No. 20 FSU Wake Forest													Wake Forest												
83													59												
Game 19													Game 19												
January 22, 1998													January 22, 1998												
Tallahassee-Leon Co. Civic Center • Tallahassee, Florida													Tallahassee-Leon Co. Civic Center • Tallahassee, Florida												
No. 20 Florida State													Wake Forest												
Greer	2-8	0-4	0-0	0-5	1	3	2	0	1	29	4	Airice	5-7	0-0	4-4	2-6	5	0	3	0	2	21	14		
Jackson	6-14	0-0	1-5	1-5	0	0	0	0	0	23	19	Shoemaker	2-5	0-0	0-0	2-3	1	0	0	0	1	29	4		
Louis	5-7	0-0	0-0	0-0	3	1	0	0	0	27	14	Vlaamira	2-5	0-0	0-0	3-7	4	0	0	1	0	21	4		
Baker	5-8	2-4	0-0	3-5	4	1	0	0	0	27	16	Rutland	1-1	0-0	0-0	0-0	1	3	1	0	0	27	3		
K. Thompson	2-4	0-0	0-0	0-4	4	7	3	0	0	30	6	O'Valley	3-13	1-7	0-0	1-2	1	3	1	0	0	28	15		
Shabazz	2-3	0-0	2-8	1-1	2	0	1	0	0	20	4	Gooley	4-11	2-7	1-2	0-0	1	3	1	0	0	26	11		
Hale	1-4	1-3	0-0	1-4	1	1	1	0	0	15	3	McMillan	2-3	0-0	0-0	3-4	4	0	1	2	0	13	4		
Simmons	1-1	0-0	0-0	0-0	3	0	0	0	0	10	2	Braxwell	0-1	0-0	0-0	0-1	1	1	0	0	0	6	0		
Deas	3-3	0-0	0-4	0-0	2	0	1	1	2	9	2	Griffin	0-4	0-0	1-1	1	1	0	0	0	0	12	2		
R. Thompson	0-0	0-0	0-0	0-0	0	0	0	0	0	4	0	Amnett	1-2	0-1	0-0	1-2	1	0	1	0	0	19	2		
TEAM	1-2	0-0	0-0	0-0	0	0	0	0	0	0	0	TEAM	0-3	0-0	0-0	0-0	0	0	0	0	0	0	0		
Totals	29-53	5-12	20-28	10-30	40	21	15	15	4	8	200	83	Totals	20-40	4-25	15-21	13-18	20	10	14	3	6	200	59	
First Half - FG: 13-27 (48.1%) 3-FG: 4-7 (57.1%) FT: 10-14 (71.4%)	First Half - FG: 11-23 (47.8%) 3-FG: 3-12 (25.0%) FT: 4-5 (80.0%)																								
Officials: Rice, Croft, Syms	Technical: None																								
FSU	40	43	83	Wake Forest	29	30	59																		
Attendance: 8,076																									



The Seminoles were clicking on all cylinders in their 83-59 win over Wake Forest. It was FSU's third largest margin of victory in an ACC game.

Game 20 NORTH CAROLINA Tar Heels Jan. 21

No. 2 North Carolina got 24 points from Antawn Jamison and 22 from Shammond Williams in a 103-55 dismantling of No. 20 Florida State. The Tar Heels shot 60.6 percent from the floor (40-of-66), including a blistering 77.4 percent (24-of-31) in the first half while opening a 58-28 lead at intermission. Corey Louis led FSU with 14 points. The loss was the second worst in Seminole history and was the seventh largest margin of defeat in an ACC game.

No. 20 FSU		55		Game 20	
No. 2 North Carolina		103		January 24, 1998	
Smith Center • Chapel Hill, North Carolina					
No. 20 Florida State			No. 2 North Carolina		
FGA	FGA	FTIA	REB	ODDT	PF
AT	TO	BS	ST	MIN	TP
Greer	27	0-4	0-0	0-11	1
Jackson	14	0-0	1-1	1-7	3
Louis	7-11	0-0	0-0	1-3	3
Baker	1-3	0-3	0-2	3	3
K. Thompson	2-11	1-3	0-0	2-6	6
Simmons	0-2	0-0	0-0	3	0
Hale	2-4	1-3	0-0	0-0	1
Dias	4-7	0-3	1-1	0-0	1
Shabazz	3-6	0-0	2-2	3-14	3
R. Thompson	1-7	0-0	1-0	1-0	0
Milgoin	0-1	0-0	0-0	2-2	1
Pierre	0-0	0-0	0-0	0-0	0
Chabek	0-0	0-0	0-0	1-1	0
TEAM			2-13	0-0	3
Totals	23-68	4-16	5-7	14-21	15 13 22 3 5 200 55
First Half - FG: 12-38 (31.3), 3FG: 4-13 (30.8), FT: 0-11 (0.0)					
Officials: Wood, Pitts, Stead Technicals: Volje, UVC					

Game 22 SOUTH FLORIDA Bulls Jan. 31

Brian Lamb hit a pair free throws with five seconds remaining to push South Florida to a 70-68 upset of Florida State. The Seminoles had a chance to win the game on their final possession but Kerry Thompson's three-pointer was off the mark and Oliver Simmons missed a short follow on the rebound as the buzzer sounded. FSU trailed by nine points (60-51) with 4:16 remaining but Terrell Baker scored nine points in a 17-8 run that tied the game at 68-68. Randall Jackson's tip in with 10 seconds to go knotted the game. Shaddrick Jenkins scored a game-high 20 points for the Bulls. Baker came off the bench to pace Florida State with 16 points while LaMarr Greer added 15.

No. 23 FSU		68		Game 22	
South Florida		70		January 31, 1998	
Sun Dome • Tampa, Florida					
No. 23 Florida State			South Florida		
FGA	FGA	FTIA	REB	ODDT	PF
AT	TO	BS	ST	MIN	TP
Hale	1-4	0-1	0-0	2-2	3
Jackson	4-10	0-0	4-5	3-5	4
Louis	2-6	0-0	4-6	2-10	2
Greer	6-13	1-4	2-3	3-14	5
K. Thompson	2-8	1-3	0-0	1-6	7
R. Thompson	0-0	0-0	0-0	0-0	0
Shabazz	2-3	0-0	2-2	2-2	1
Deast	1-3	0-1	0-0	1-1	2
Simmons	0-0	0-0	0-0	0-0	0
Baker	5-7	2-3	4-6	2-3	4
TEAM			0-2	0-2	0
Totals	23-66	4-12	15-27	16-25	41 25 15 2 10 200 68
First Half - FG: 9-26 (34.6), 3FG: 1-5 (20.0), FT: 1-15 (6.7)					
Officials: Croft, Rose, Maxwell Technicals: None					

Game 21 NC STATE Wolfpack Jan. 20

Terrell Baker scored 20 points and Florida State turned up the defensive pressure in the second half on the way to a 64-52 come-from-behind win over NC State. The Wolfpack, on the strength of 8-of-12 three-point shooting in the first half, jumped out to a 33-28 halftime lead. The Seminoles scored the first six points of the second half on the way to outscoring NC State 22-10 at the start of the period to take a 50-43 lead. FSU held the Wolfpack to 5-of-21 shooting (23.1 percent) after halftime. Baker hit 8-of-9 from the field and was joined in double figures by three other players: Randall Jackson (13), LaMarr Greer (11) and Kerry Thompson (10). Florida State shot 52.2 percent (24-of-46) from the field and outrebounded the Pack 38-18.

No. 23 FSU		64		Game 21	
NC State		52		January 28, 1998	
Tallahassee-Leon Co. Civic Center • Tallahassee, Florida					
No. 23 Florida State			NC State		
FGA	FGA	FTIA	REB	ODDT	PF
AT	TO	BS	ST	MIN	TP
Greer	4-12	1-7	2-2	2-13	1
Jackson	6-7	0-0	1-2	3-4	7
Louis	2-4	0-0	1-3	2-7	1
Baker	5-9	2-2	2-3	4-5	4
K. Thompson	2-7	0-3	6-8	1-3	10
Hale	0-1	0-0	0-0	2-4	2
Shabazz	3-5	0-0	1-2	2-2	2
Dias	0-1	0-1	0-0	2-2	1
Simmons	2-2	0-0	0-0	1-1	6
TEAM			2-11	0-0	4
Totals	24-46	5-13	13-19	14-34	13 8 16 4 7 200 64
First Half - FG: 11-23 (47.8), 3FG: 2-7 (28.6), FT: 4-7 (57.1)					
Officials: Scaglione, Ebsall, Hess Technicals: None					

Game 23 VIRGINIA Cavaliers Feb. 4

Terrell Baker led five Florida State players in double figures with 17 points as the Seminoles dived Virginia on the road 71-63. Baker hit 6-of-8 from the floor, including both his three-point attempts, and had four assists and two steals. FSU shot 54.2 percent (26-of-48) from the floor. Florida State, which led 36-28 at halftime, trailed just twice in the game and was never behind in the second half. The Cavaliers opened the second half with a 17-9 run to tie the game at 45 with 12:30 remaining. But the Seminoles took control of the game by outscoring Virginia 11-4 over the next seven minutes. Corey Louis posted his third double-double of the season with 11 points and 11 rebounds. LaMarr Greer (14), Randall Jackson (12) and Kerry Thompson (10) were Florida State's other double figure scorers.

FSU Virginia		71		Game 23	
Virginia		63		February 4, 1998	
University Hall • Charlottesville, Virginia					
Florida State			Virginia		
FGA	FGA	FTIA	REB	ODDT	PF
AT	TO	BS	ST	MIN	TP
Greer	6-11	1-3	1-2	2-10	0
Jackson	5-9	0-0	2-3	0-1	3
Louis	4-7	0-0	3-8	2-11	2
Baker	6-8	2-3	3-4	0-2	4
K. Thompson	2-5	0-1	6-10	4-4	4
Shabazz	3-3	0-0	1-2	0-2	3
Hale	1-4	0-0	0-0	1-4	0
Deast	0-1	0-0	0-0	0-1	1
Simmons	0-0	0-0	0-0	0-0	0
TEAM			1-12	0-2	2
Totals	25-48	3-8	15-26	8-22	16 14 14 3 12 200 71
First Half - FG: 17-29 (58.6), 3FG: 1-2 (50.0), FT: 1-2 (50.0)					
Officials: Ross, Croft, Wood Technicals: None					

Game 24 MARYLAND Terrapins Feb. 7

Rodney Elliott scored 10 of his 16 points in the second half, including eight in a late 14-4 Maryland run, to lift the 23rd-ranked Terrapins to a 68-62 victory over Florida State in the Leon County Civic Center. The Seminoles led by 11 in first half and by eight (53-45) with 9:56 remaining but could not hold on. Elliott hit a three-pointer and a 15-foot jumper on back-to-back Maryland possessions to cut FSU's lead to 55-54 with 4:35 to play. He then tied the game with another three at the 3:56 mark and Laron Profit, who also finished with 16 points, put the Terrapins ahead for good with a steal and dunk with 3:43 to go. Corey Louis led the Seminoles with 17 points on 8-of-11 shooting and eight rebounds. Florida State outrebounded Maryland 35-31 but shot just 42.4 percent from the field (25-of-59), including 4-of-21 from three-point range (19.0 percent).

FSU No. 23 Maryland													Game 24 Feb. 7, 1998													
Tallahassee-Leon Co. Civic Center • Tallahassee, Florida																										
Florida State						No. 23 Maryland						Florida State						No. 23 Maryland								
FGA	SFT	REB	PF	AT	TO	FGA	SFT	REB	PF	AT	TO	FGA	SFT	REB	PF	AT	TO	FGA	SFT	REB	PF	AT	TO			
ODT	FTA	ODT	FTA	BS	ST	ODT	FTA	ODT	FTA	BS	ST	ODT	FTA	ODT	FTA	BS	ST	ODT	FTA	ODT	FTA	BS	ST			
Greer	4-13	1-5	34	2-3-5	2	3	4	0	1	2	3	12	Profit	7-14	1-3	12	3-3-5	3	0	6	2	2	31	16		
Jackson	5-8	0-1	0-0	3-3-5	3	0	3	2	1	2	7	10	Elliott	5-8	4-5	22	0-4-4	3	1	0	1	2	27	16		
Louis	5-11	0-0	1-3	5-3-6	2	0	0	1	2	34	17	Enzle	2-8	0-0	7-10	4-5-9	4	3	2	3	1	29	11			
Baker	3-12	2-8	0-0	2-7	4	2	0	0	1	3	8	Jaskiewicz	2-5	0-3	0-0	2-1-3	1	2	3	0	1	29	4			
K. Thompson	3-10	1-6	0-0	1-1-2	4	7	3	0	0	1	34	7	Stokes	2-6	0-2	2-2	0-1-1	2	7	1	0	1	34	6		
Shabazz	1-3	0-0	2-4	2-5-4	1	0	2	0	1	15	4	Morie	4-5	0-1	2-2	1-1-2	1	0	0	0	0	19	10			
Hale	0-1	0-1	3-2	0-3-3	1	0	0	0	1	7	2	Murphy	3-5	0-0	1-2	0-3-2	1	0	1	2	0	21	6			
Doss	1-1	0-0	0-1	0-0-0	0	0	0	0	0	6	2	Kovack	0-0	0-0	0-0	0-0-0	0	0	2	0	1	7	0			
Simmons	0-0	0-0	0-0	0-0-0	0	0	0	0	0	1	0	Cashas	0-0	0-0	0-0	0-0-0	1	0	0	0	1	3	0			
TEAM				10-1							4	TEAM				1-4-5							3	0		
Totals	25-59	4-21	8-16	16-19-35	17	12	14	3	8	200	52	Totals	24-51	5-14	15-20	11-20-31	16	13	15	8	9	200	68			
First Half - FG 13-26 (50.0) 3FG 3-9 (33.3) FT 7-14 (50.0)												First Half - FG 11-23 (47.8) 3FG 2-6 (33.3) FT 7-10 (70.0)														
Officials: Wood, Steed, Hess												Technical: None														
												FSU	36	26	62											
												Maryland	31	37	68											
												Attendance:	7,389													

Game 25 DUKE Blue Devils Feb. 10


Trajan Langdon scored 18 points and second-ranked Duke shot 59.4 percent (19-of-32) in the first half as the Blue Devils rolled past Florida State 86-72. Duke used a 22-4 run midway through the first half to take a 35-14 lead and held a 49-24 advantage at intermission. Down by 31 (58-27) with 15:49 remaining, FSU outscored Duke 35-18 over the next 11 minutes to cut the deficit to 14 (76-62) but the Seminoles could not get any closer down the stretch. Duke shot 52.8 percent (28-of-53) for the game and forced 21 turnovers. Corey Louis led Florida State with 16 points and 10 rebounds while Terrell Baker and LaMarr Greer each added 12 points.

FSU No. 2 Duke													Game 25 Feb. 10, 1998													
Cameron Indoor Stadium • Durham, North Carolina																										
Florida State						No. 2 Duke						Florida State						No. 2 Duke								
FGA	SFT	REB	PF	AT	TO	FGA	SFT	REB	PF	AT	TO	FGA	SFT	REB	PF	AT	TO	FGA	SFT	REB	PF	AT	TO			
ODT	FTA	ODT	FTA	BS	ST	ODT	FTA	ODT	FTA	BS	ST	ODT	FTA	ODT	FTA	BS	ST	ODT	FTA	ODT	FTA	BS	ST			
Greer	5-13	1-5	1-2	1-3-4	0	3	1	1	2	34	12	Carrawell	6-9	1-1	0-0	1-3-3	2	1	2	1	1	28	19			
Jackson	3-5	0-1	1-1	2-3	5	1	2	0	0	15	7	Milano	5-13	0-2	5-8	1-5-9	1	0	3	3	3	31	15			
Louis	7-13	0-0	2-5	3-10	5	1	1	0	0	32	15	Baker	3-4	0-0	4-5	2-4-7	2	0	1	3	0	28	10			
Baker	5-7	0-1	2-3	0-2-2	5	0	2	0	1	30	12	Langdon	6-12	2-4	4-4	0-3-3	1	2	1	0	1	28	18			
K. Thompson	4-10	0-2	2-2	1-1-2	5	5	5	0	0	30	10	Wojciechowski	0-3	0-3	4-4	1-1-2	3	3	1	0	1	28	4			
Hale	1-4	0-1	0-0	4-2-6	4	1	2	0	0	16	2	Burgess	2-2	0-0	1-2	1-3-4	3	0	2	0	0	17	5			
Shabazz	2-5	0-0	0-3	1-2	0	1	4	0	0	15	4	Every	3-5	1-1	4-4	0-0-0	1	3	3	0	2	20	11			
Doss	1-5	1-3	0-0	0-0-0	3	4	4	0	1	11	3	Chappell	2-4	0-2	2-5	1-1-2	4	2	2	1	0	12	6			
Simmons	2-6	0-1	2-2	2-1-3	3	0	0	0	0	14	6	Pricc	1-3	0-0	0-3	0-0-0	0	0	0	0	0	7	4			
R. Thompson	0-0	0-0	0-0	0-0-0	0	0	0	0	0	2	0	Danzon	0-0	0-0	0-0	0-0-0	1	0	0	0	0	1	0			
Mulligan	0-0	0-0	0-0	0-0-0	0	0	0	0	0	0	0	TEAM				0-0-0							6	0		
TEAM				2-1-3							4	TEAM				0-0-0							6	0		
Totals	30-65	2-12	10-18	16-19-35	27	15	21	1	4	200	72	Totals	28-53	4-13	25-35	8-24-32	18	11	15	8	8	200	86			
First Half - FG 10-27 (37.0) 3FG 0-4 (0.0) FT 4-8 (50.0)												First Half - FG 15-32 (46.9) 3FG 2-7 (28.6) FT 9-11 (81.8)														
Officials: Scaglione, Harsell, Donato												Technical: FSU - K. Thompson														
												FSU	24	46	72											
												Duke	49	37	86											
												Attendance:	9,214													

Game 26 CLEMSON Tigers Feb. 15

Clemson held Florida State without a field goal for more than 14 minutes to open the game and limited the Seminoles to just two in the first half on the way to a 78-49 win over FSU. The loss was Florida State's worst at home in school history and marked the fewest points the Seminoles have scored in the Leon County Civic Center since moving into the facility for the 1981-82 season. The Tigers jumped to leads of 10-1, 21-7 and 34-14 on the way to a 42-17 halftime advantage. FSU missed its first 16 shots from the floor, hit 2-of-20 in the first half and 11-of-41 for the game. The two first half field goals set a school record for fewest in a half and the 11 tied the mark for fewest in a game. Karim Shabazz scored 10 points and grabbed eight rebounds to lead Florida State, who played without its top two scorers. Terrell Baker returned home to New Jersey to be with his sick mother while Randell Jackson sat out with a strained lower abdominal muscle.

FSU Clemson													Game 26 Feb. 15, 1998													
Tallahassee-Leon Co. Civic Center • Tallahassee, Florida																										
Florida State						Clemson						Florida State						Clemson								
FGA	SFT	REB	PF	AT	TO	FGA	SFT	REB	PF	AT	TO	FGA	SFT	REB	PF	AT	TO	FGA	SFT	REB	PF	AT	TO			
ODT	FTA	ODT	FTA	BS	ST	ODT	FTA	ODT	FTA	BS	ST	ODT	FTA	ODT	FTA	BS	ST	ODT	FTA	ODT	FTA	BS	ST			
Hale	5-9	0-5	2-3	2-3-5	3	1	2	1	0	30	8	Christie	7-12	5-10	0-0	1-3-4	1	0	1	0	0	28	19			
Louis	2-6	0-0	4-10	1-5-6	3	1	1	0	0	33	8	Wideman	2-4	0-0	0-3	2-5-7	2	1	0	0	3	21	4			
Shabazz	2-2	0-0	6-8	3-5-6	3	0	3	3	0	26	10	Akerspach	2-4	0-0	0-0	0-0-0	5	0	0	0	4	17	4			
Greer	1-10	0-5	3-4	2-3-4	1	2	3	0	0	24	5	Buckner	6-11	2-3	2-2	0-3-3	2	4	1	0	0	27	16			
K. Thompson	1-5	0-1	2-2	2-4-4	1	0	3	0	0	11	0	McNrye	4-11	2-5	3-4	1-3-4	1	5	0	0	1	30	13			
Doss	0-2	0-1	0-0	0-3-3	1	0	3	0	0	11	0	Miller	3-6	1-4	0-0	0-3-2	2	2	4	1	2	21	7			
Simmons	0-2	0-0	3-4	0-3-2	4	0	2	0	0	22	3	Woni	1-2	0-0	0-1	0-3-3	3	0	0	0	0	20	2			
R. Thompson	1-4	1-1	4-7	0-1-1	1	0	2	0	0	14	7	Janison	2-5	0-0	3-5	6-1-7	5	0	0	0	1	17	7			
Chibek	1-2	1-2	0-0	0-0-0	0	0	0	0	0	6	3	Whit	2-4	0-1	2-2	0-0-0	1	0	2	0	1	16	6			
Mulligan	0-1	0-0	1-2	0-0-0	1	0	1	0	0	4	1	Jurte	0-0	0-0	0-0	1-0-1	2	0	0	0	1	5	0			
TEAM	0-0	0-0	0-0	0-0-0	0	0	0	0	0	1	0	TEAM				0-2-2							5	0		
Totals	11-41	2-13	25-40	14-24-38	17	5	19	5	2	200	49	Totals	26-61	10-24	10-17	11-22-33	24	13	8	5	10	200	78			
First Half - FG 2-20 (10.0) 3FG 0-8 (0.0) FT 13-25 (52.0)												First Half - FG 17-35 (48.6) 3FG 6-12 (50.0) FT 2-2 (100.0)														
Officials: Rose, Wood, Steed												Technical: FSU - K. Thompson														
												FSU	17	32	49											
												Clemson	42	36	78											
												Attendance:	7,227													



Kerry Thompson dished out seven assists, but Maryland was able to rally past Florida State 68-62.

Game 27
GEORGIA TECH Yellow Jackets Feb. 18

Matt Harpring poured in a career-high 31 points, 24 in the second half, to lead visiting Georgia Tech to a 72-59 win over Florida State. The loss was FSU's fourth straight. The Seminoles trailed 30-25 at intermission but opened the second half with an 8-2 run to take their final lead at 33-32. Harpring responded by nailing back-to-back three-pointers and Dion Glover had a dunk in an 8-0 run as the Yellow Jackets regained control at 40-33. Florida State closed to within 57-54 on a three-pointer by LaMarr Greer at the 3:51 mark but missed an opportunity to tie the game on its next possession. Greer led FSU with 15 points, but the Seminoles hit just 30.0 percent from the field (21-of-70), including just 5-of-25 (20.0 percent) from three-point range.

FSU Georgia Tech		59 72		Game 27 February 18, 1998 Tallahassee-Leon Co. Civic Center • Tallahassee, Florida																																																																																																																																																																																																																																																																																																																																																														
<table border="0"> <tr> <td colspan="10">Florida State</td> <td colspan="10">Georgia Tech</td> </tr> <tr> <td>FGA</td><td>FGA</td><td>FTIA</td><td>REB</td><td>PF</td><td>AT</td><td>TO</td><td>BS</td><td>ST</td><td>MIN</td><td>TP</td> <td>FGA</td><td>FGA</td><td>FTIA</td><td>REB</td><td>PF</td><td>AT</td><td>TO</td><td>BS</td><td>ST</td><td>MIN</td><td>TP</td> </tr> <tr> <td>Hale</td><td>2-6</td><td>2-4</td><td>1-2</td><td>2-2-4</td><td>4</td><td>2</td><td>1</td><td>0</td><td>1</td><td>27</td><td>7</td><td>Harpring</td><td>9-16</td><td>4-7</td><td>9-10</td><td>4-6-10</td><td>2</td><td>2</td><td>6</td><td>1</td><td>0</td><td>33</td><td>31</td> </tr> <tr> <td>Louis</td><td>3-11</td><td>0-0</td><td>0-0</td><td>3-4-7</td><td>3</td><td>1</td><td>1</td><td>2</td><td>0</td><td>29</td><td>11</td><td>Madson</td><td>7-16</td><td>1-6</td><td>0-1</td><td>1-6-7</td><td>3</td><td>0</td><td>2</td><td>1</td><td>1</td><td>29</td><td>15</td> </tr> <tr> <td>Shabazz</td><td>1-4</td><td>0-0</td><td>0-0</td><td>6-1-7</td><td>3</td><td>0</td><td>1</td><td>0</td><td>0</td><td>21</td><td>2</td><td>Jones</td><td>2-5</td><td>0-0</td><td>4-4</td><td>1-5-6</td><td>3</td><td>0</td><td>2</td><td>2</td><td>1</td><td>10</td><td>4</td> </tr> <tr> <td>Greer</td><td>5-14</td><td>3-8</td><td>2-3</td><td>6-3-9</td><td>3</td><td>2</td><td>1</td><td>0</td><td>2</td><td>30</td><td>15</td><td>Glover</td><td>3-13</td><td>0-3</td><td>4-6</td><td>3-4-7</td><td>1</td><td>1</td><td>0</td><td>0</td><td>0</td><td>18</td><td>10</td> </tr> <tr> <td>K. Thompson</td><td>3-14</td><td>0-4</td><td>0-0</td><td>0-4-4</td><td>4</td><td>3</td><td>4</td><td>2</td><td>1</td><td>38</td><td>6</td><td>Scvey</td><td>1-4</td><td>0-1</td><td>4-6</td><td>3-3-5</td><td>1</td><td>2</td><td>7</td><td>0</td><td>3</td><td>28</td><td>6</td> </tr> <tr> <td>Jackson</td><td>4-7</td><td>0-2</td><td>3-4</td><td>1-1-2</td><td>4</td><td>0</td><td>0</td><td>0</td><td>2</td><td>29</td><td>11</td><td>Wres</td><td>1-3</td><td>1-3</td><td>0-0</td><td>0-0-0</td><td>3</td><td>0</td><td>1</td><td>0</td><td>1</td><td>17</td><td>3</td> </tr> <tr> <td>Baker</td><td>3-10</td><td>0-6</td><td>1-2</td><td>1-3-4</td><td>4</td><td>1</td><td>3</td><td>1</td><td>0</td><td>23</td><td>7</td><td>Floyd</td><td>1-1</td><td>0-0</td><td>1-2</td><td>1-2-3</td><td>2</td><td>0</td><td>0</td><td>0</td><td>1</td><td>14</td><td>3</td> </tr> <tr> <td>Deas</td><td>0-1</td><td>0-1</td><td>0-0</td><td>0-0-0</td><td>0</td><td>0</td><td>0</td><td>0</td><td>0</td><td>0</td><td>0</td><td>TEAM</td><td>0-1-1</td><td>0-0</td><td>0-0</td><td>0-0-0</td><td>0</td><td>0</td><td>0</td><td>0</td><td>0</td><td>0</td><td>0</td> </tr> <tr> <td>Simmons</td><td>0-3</td><td>0-0</td><td>0-0</td><td>0-0-0</td><td>0</td><td>0</td><td>0</td><td>0</td><td>0</td><td>0</td><td>0</td><td>Totals</td><td>22-54</td><td>6-20</td><td>22-25</td><td>12-25-39</td><td>16</td><td>7</td><td>18</td><td>4</td><td>7</td><td>200</td><td>72</td> </tr> <tr> <td>R. Thompson</td><td>0-0</td><td>0-0</td><td>0-0</td><td>0-0-0</td><td>0</td><td>0</td><td>0</td><td>0</td><td>0</td><td>0</td><td>0</td><td>First Half - FG: 10-25 (35.7) 3-FG: 3-11 (27.3) FT: 7-8 (87.5)</td><td>FSU</td><td>25</td><td>34</td><td>59</td><td>Attendance: 4,496</td> </tr> <tr> <td>TEAM</td><td>0-0</td><td>0-0</td><td>0-0</td><td>0-0-0</td><td>0</td><td>0</td><td>0</td><td>0</td><td>0</td><td>0</td><td>0</td><td>FSU</td><td>30</td><td>42</td><td>72</td><td></td><td></td><td></td><td></td><td></td><td></td><td></td><td></td> </tr> <tr> <td>Totals</td><td>21-70</td><td>5-25</td><td>12-20</td><td>22-23-45</td><td>25</td><td>11</td><td>18</td><td>5</td><td>6</td><td>200</td><td>59</td><td>Officials: Harzell, Estel, Syons</td><td>Technical: None</td><td></td><td></td><td></td><td></td><td></td><td></td><td></td><td></td><td></td><td></td> </tr> <tr> <td>First Half - FG: 10-38 (26.3) 3-FG: 0-8 (0.0) FT: 5-11 (45.5)</td><td></td><td></td><td></td><td></td><td></td><td></td><td></td><td></td><td></td><td></td><td></td><td></td><td></td><td></td><td></td><td></td><td></td><td></td><td></td><td></td><td></td><td></td><td></td><td></td> </tr> </table>						Florida State										Georgia Tech										FGA	FGA	FTIA	REB	PF	AT	TO	BS	ST	MIN	TP	FGA	FGA	FTIA	REB	PF	AT	TO	BS	ST	MIN	TP	Hale	2-6	2-4	1-2	2-2-4	4	2	1	0	1	27	7	Harpring	9-16	4-7	9-10	4-6-10	2	2	6	1	0	33	31	Louis	3-11	0-0	0-0	3-4-7	3	1	1	2	0	29	11	Madson	7-16	1-6	0-1	1-6-7	3	0	2	1	1	29	15	Shabazz	1-4	0-0	0-0	6-1-7	3	0	1	0	0	21	2	Jones	2-5	0-0	4-4	1-5-6	3	0	2	2	1	10	4	Greer	5-14	3-8	2-3	6-3-9	3	2	1	0	2	30	15	Glover	3-13	0-3	4-6	3-4-7	1	1	0	0	0	18	10	K. Thompson	3-14	0-4	0-0	0-4-4	4	3	4	2	1	38	6	Scvey	1-4	0-1	4-6	3-3-5	1	2	7	0	3	28	6	Jackson	4-7	0-2	3-4	1-1-2	4	0	0	0	2	29	11	Wres	1-3	1-3	0-0	0-0-0	3	0	1	0	1	17	3	Baker	3-10	0-6	1-2	1-3-4	4	1	3	1	0	23	7	Floyd	1-1	0-0	1-2	1-2-3	2	0	0	0	1	14	3	Deas	0-1	0-1	0-0	0-0-0	0	0	0	0	0	0	0	TEAM	0-1-1	0-0	0-0	0-0-0	0	0	0	0	0	0	0	Simmons	0-3	0-0	0-0	0-0-0	0	0	0	0	0	0	0	Totals	22-54	6-20	22-25	12-25-39	16	7	18	4	7	200	72	R. Thompson	0-0	0-0	0-0	0-0-0	0	0	0	0	0	0	0	First Half - FG: 10-25 (35.7) 3-FG: 3-11 (27.3) FT: 7-8 (87.5)	FSU	25	34	59	Attendance: 4,496	TEAM	0-0	0-0	0-0	0-0-0	0	0	0	0	0	0	0	FSU	30	42	72									Totals	21-70	5-25	12-20	22-23-45	25	11	18	5	6	200	59	Officials: Harzell, Estel, Syons	Technical: None											First Half - FG: 10-38 (26.3) 3-FG: 0-8 (0.0) FT: 5-11 (45.5)																								
Florida State										Georgia Tech																																																																																																																																																																																																																																																																																																																																																								
FGA	FGA	FTIA	REB	PF	AT	TO	BS	ST	MIN	TP	FGA	FGA	FTIA	REB	PF	AT	TO	BS	ST	MIN	TP																																																																																																																																																																																																																																																																																																																																													
Hale	2-6	2-4	1-2	2-2-4	4	2	1	0	1	27	7	Harpring	9-16	4-7	9-10	4-6-10	2	2	6	1	0	33	31																																																																																																																																																																																																																																																																																																																																											
Louis	3-11	0-0	0-0	3-4-7	3	1	1	2	0	29	11	Madson	7-16	1-6	0-1	1-6-7	3	0	2	1	1	29	15																																																																																																																																																																																																																																																																																																																																											
Shabazz	1-4	0-0	0-0	6-1-7	3	0	1	0	0	21	2	Jones	2-5	0-0	4-4	1-5-6	3	0	2	2	1	10	4																																																																																																																																																																																																																																																																																																																																											
Greer	5-14	3-8	2-3	6-3-9	3	2	1	0	2	30	15	Glover	3-13	0-3	4-6	3-4-7	1	1	0	0	0	18	10																																																																																																																																																																																																																																																																																																																																											
K. Thompson	3-14	0-4	0-0	0-4-4	4	3	4	2	1	38	6	Scvey	1-4	0-1	4-6	3-3-5	1	2	7	0	3	28	6																																																																																																																																																																																																																																																																																																																																											
Jackson	4-7	0-2	3-4	1-1-2	4	0	0	0	2	29	11	Wres	1-3	1-3	0-0	0-0-0	3	0	1	0	1	17	3																																																																																																																																																																																																																																																																																																																																											
Baker	3-10	0-6	1-2	1-3-4	4	1	3	1	0	23	7	Floyd	1-1	0-0	1-2	1-2-3	2	0	0	0	1	14	3																																																																																																																																																																																																																																																																																																																																											
Deas	0-1	0-1	0-0	0-0-0	0	0	0	0	0	0	0	TEAM	0-1-1	0-0	0-0	0-0-0	0	0	0	0	0	0	0																																																																																																																																																																																																																																																																																																																																											
Simmons	0-3	0-0	0-0	0-0-0	0	0	0	0	0	0	0	Totals	22-54	6-20	22-25	12-25-39	16	7	18	4	7	200	72																																																																																																																																																																																																																																																																																																																																											
R. Thompson	0-0	0-0	0-0	0-0-0	0	0	0	0	0	0	0	First Half - FG: 10-25 (35.7) 3-FG: 3-11 (27.3) FT: 7-8 (87.5)	FSU	25	34	59	Attendance: 4,496																																																																																																																																																																																																																																																																																																																																																	
TEAM	0-0	0-0	0-0	0-0-0	0	0	0	0	0	0	0	FSU	30	42	72																																																																																																																																																																																																																																																																																																																																																			
Totals	21-70	5-25	12-20	22-23-45	25	11	18	5	6	200	59	Officials: Harzell, Estel, Syons	Technical: None																																																																																																																																																																																																																																																																																																																																																					
First Half - FG: 10-38 (26.3) 3-FG: 0-8 (0.0) FT: 5-11 (45.5)																																																																																																																																																																																																																																																																																																																																																																		

Game 28
WAKE FOREST Demon Deacons Feb. 21

Robert O'Kelley scored 26 points and hit five three-pointers and Wake Forest survived two last second shots by Florida State as the Demon Deacons edged the Seminoles 69-68. LaMarr Greer missed a chance to win the game for FSU when his 10-foot baseline jumper was short. Corey Louis followed with a tip attempt that fell off the rim as time expired. The game was tied at 63 when Tony Rutland and O'Kelley buried back-to-back three-pointers with 2:06 to play. Terrell Baker, who led Florida State with 18 points, cut the margin to 69-65 on a fall away jumper at the 1:43 mark. Then, after forcing an O'Kelley turnover, Baker drew the Seminoles within 69-68 with a three-pointer with 1:06 to play. Florida State made more field goals than Wake (25-23), outshot the Deacons (48.1-44.2) and controlled the boards (32-28), but Wake Forest countered with 10 three-pointers. Louis had his fifth double-double of the season with 16 points and 11 rebounds for FSU.

FSU Wake Forest		68 69		Game 28 February 21, 1998 Lawrence Joel Coliseum • Winston-Salem, North Carolina																																																																																																																																																																																																																																																																																																																																																														
<table border="0"> <tr> <td colspan="10">Florida State</td> <td colspan="10">Wake Forest</td> </tr> <tr> <td>FGA</td><td>FGA</td><td>FTIA</td><td>REB</td><td>PF</td><td>AT</td><td>TO</td><td>BS</td><td>ST</td><td>MIN</td><td>TP</td> <td>FGA</td><td>FGA</td><td>FTIA</td><td>REB</td><td>PF</td><td>AT</td><td>TO</td><td>BS</td><td>ST</td><td>MIN</td><td>TP</td> </tr> <tr> <td>Greer</td><td>1-3</td><td>0-4</td><td>0-0</td><td>0-0-0</td><td>3</td><td>4</td><td>2</td><td>0</td><td>1</td><td>31</td><td>2</td> <td>Ayres</td><td>2-4</td><td>0-0</td><td>3-3</td><td>1-3-4</td><td>2</td><td>4</td><td>1</td><td>2</td><td>1</td><td>32</td><td>6</td> </tr> <tr> <td>Jackson</td><td>4-7</td><td>0-0</td><td>3-4</td><td>2-2-2</td><td>2</td><td>0</td><td>3</td><td>2</td><td>0</td><td>30</td><td>11</td> <td>Shrummer</td><td>1-3</td><td>0-0</td><td>0-0</td><td>0-1-1</td><td>0</td><td>1</td><td>0</td><td>0</td><td>0</td><td>13</td><td>2</td> </tr> <tr> <td>Louis</td><td>6-8</td><td>0-0</td><td>4-8</td><td>5-6-11</td><td>1</td><td>0</td><td>1</td><td>2</td><td>1</td><td>35</td><td>12</td> <td>Volamets</td><td>2-4</td><td>0-0</td><td>2-2</td><td>2-5-8</td><td>3</td><td>0</td><td>1</td><td>0</td><td>1</td><td>21</td><td>1</td> </tr> <tr> <td>Baker</td><td>5-10</td><td>2-3</td><td>6-8</td><td>3-4-7</td><td>4</td><td>2</td><td>2</td><td>1</td><td>3</td><td>24</td><td>13</td> <td>Rutland</td><td>3-9</td><td>3-8</td><td>0-0</td><td>1-2-3</td><td>2</td><td>3</td><td>2</td><td>0</td><td>0</td><td>33</td><td>10</td> </tr> <tr> <td>K. Thompson</td><td>3-8</td><td>0-1</td><td>0-0</td><td>0-0-0</td><td>3</td><td>4</td><td>2</td><td>0</td><td>1</td><td>37</td><td>6</td> <td>O'Kelley</td><td>8-13</td><td>5-10</td><td>5-6</td><td>0-0-0</td><td>1</td><td>2</td><td>4</td><td>1</td><td>3</td><td>27</td><td>26</td> </tr> <tr> <td>Shabazz</td><td>2-5</td><td>0-0</td><td>0-0</td><td>1-1-2</td><td>3</td><td>0</td><td>1</td><td>0</td><td>0</td><td>14</td><td>6</td> <td>Goodby</td><td>3-8</td><td>2-4</td><td>3-4</td><td>1-2-3</td><td>1</td><td>1</td><td>0</td><td>0</td><td>1</td><td>20</td><td>15</td> </tr> <tr> <td>Hale</td><td>3-5</td><td>0-0</td><td>0-0</td><td>1-1-2</td><td>2</td><td>0</td><td>0</td><td>0</td><td>0</td><td>24</td><td>9</td> <td>Woods</td><td>2-5</td><td>0-0</td><td>1-2</td><td>2-2-2</td><td>3</td><td>0</td><td>2</td><td>1</td><td>0</td><td>17</td><td>3</td> </tr> <tr> <td>Deas</td><td>0-0</td><td>0-0</td><td>0-0</td><td>0-0-0</td><td>0</td><td>0</td><td>0</td><td>0</td><td>0</td><td>4</td><td>0</td> <td>Griffin</td><td>0-1</td><td>0-1</td><td>0-0</td><td>0-0-0</td><td>2</td><td>0</td><td>1</td><td>0</td><td>0</td><td>3</td><td>0</td> </tr> <tr> <td>Simmons</td><td>0-0</td><td>0-0</td><td>0-0</td><td>0-0-0</td><td>0</td><td>0</td><td>0</td><td>0</td><td>0</td><td>1</td><td>0</td> <td>Braswell</td><td>0-0</td><td>0-0</td><td>0-1</td><td>0-1-1</td><td>2</td><td>0</td><td>1</td><td>0</td><td>0</td><td>7</td><td>0</td> </tr> <tr> <td>TEAM</td><td>0-0</td><td>0-0</td><td>0-0</td><td>0-0-0</td><td>0</td><td>0</td><td>0</td><td>0</td><td>0</td><td>0</td><td>0</td> <td>TEAM</td><td>1-3-4</td><td>0-0</td><td>0-0</td><td>0-0-0</td><td>0</td><td>0</td><td>0</td><td>0</td><td>0</td><td>0</td><td>0</td> </tr> <tr> <td>Totals</td><td>25-52</td><td>5-13</td><td>13-20</td><td>13-19-32</td><td>17</td><td>10</td><td>14</td><td>5</td><td>6</td><td>200</td><td>68</td> <td>Totals</td><td>22-52</td><td>10-23</td><td>13-16</td><td>11-17-28</td><td>14</td><td>11</td><td>13</td><td>4</td><td>6</td><td>200</td><td>69</td> </tr> <tr> <td>First Half - FG: 11-27 (40.7) 3-FG: 5-7 (71.4) FT: 3-10 (30.0)</td><td></td><td></td><td></td><td></td><td></td><td></td><td></td><td></td><td></td><td></td><td></td> <td>First Half - FG: 10-25 (40.0) 3-FG: 5-12 (41.7) FT: 9-12 (75.0)</td><td>FSU</td><td>32</td><td>36</td><td>68</td><td>Attendance: 12,350</td> </tr> <tr> <td>Officials: Scappato, Wood, Stead</td><td>Technical: Wake Forest - Coach Doom</td><td></td><td></td><td></td><td></td><td></td><td></td><td></td><td></td><td></td><td></td> <td>Wake Forest</td><td>34</td><td>55</td><td>69</td><td></td><td></td><td></td><td></td><td></td><td></td><td></td><td></td><td></td> </tr> </table>						Florida State										Wake Forest										FGA	FGA	FTIA	REB	PF	AT	TO	BS	ST	MIN	TP	FGA	FGA	FTIA	REB	PF	AT	TO	BS	ST	MIN	TP	Greer	1-3	0-4	0-0	0-0-0	3	4	2	0	1	31	2	Ayres	2-4	0-0	3-3	1-3-4	2	4	1	2	1	32	6	Jackson	4-7	0-0	3-4	2-2-2	2	0	3	2	0	30	11	Shrummer	1-3	0-0	0-0	0-1-1	0	1	0	0	0	13	2	Louis	6-8	0-0	4-8	5-6-11	1	0	1	2	1	35	12	Volamets	2-4	0-0	2-2	2-5-8	3	0	1	0	1	21	1	Baker	5-10	2-3	6-8	3-4-7	4	2	2	1	3	24	13	Rutland	3-9	3-8	0-0	1-2-3	2	3	2	0	0	33	10	K. Thompson	3-8	0-1	0-0	0-0-0	3	4	2	0	1	37	6	O'Kelley	8-13	5-10	5-6	0-0-0	1	2	4	1	3	27	26	Shabazz	2-5	0-0	0-0	1-1-2	3	0	1	0	0	14	6	Goodby	3-8	2-4	3-4	1-2-3	1	1	0	0	1	20	15	Hale	3-5	0-0	0-0	1-1-2	2	0	0	0	0	24	9	Woods	2-5	0-0	1-2	2-2-2	3	0	2	1	0	17	3	Deas	0-0	0-0	0-0	0-0-0	0	0	0	0	0	4	0	Griffin	0-1	0-1	0-0	0-0-0	2	0	1	0	0	3	0	Simmons	0-0	0-0	0-0	0-0-0	0	0	0	0	0	1	0	Braswell	0-0	0-0	0-1	0-1-1	2	0	1	0	0	7	0	TEAM	0-0	0-0	0-0	0-0-0	0	0	0	0	0	0	0	TEAM	1-3-4	0-0	0-0	0-0-0	0	0	0	0	0	0	0	Totals	25-52	5-13	13-20	13-19-32	17	10	14	5	6	200	68	Totals	22-52	10-23	13-16	11-17-28	14	11	13	4	6	200	69	First Half - FG: 11-27 (40.7) 3-FG: 5-7 (71.4) FT: 3-10 (30.0)												First Half - FG: 10-25 (40.0) 3-FG: 5-12 (41.7) FT: 9-12 (75.0)	FSU	32	36	68	Attendance: 12,350	Officials: Scappato, Wood, Stead	Technical: Wake Forest - Coach Doom											Wake Forest	34	55	69									
Florida State										Wake Forest																																																																																																																																																																																																																																																																																																																																																								
FGA	FGA	FTIA	REB	PF	AT	TO	BS	ST	MIN	TP	FGA	FGA	FTIA	REB	PF	AT	TO	BS	ST	MIN	TP																																																																																																																																																																																																																																																																																																																																													
Greer	1-3	0-4	0-0	0-0-0	3	4	2	0	1	31	2	Ayres	2-4	0-0	3-3	1-3-4	2	4	1	2	1	32	6																																																																																																																																																																																																																																																																																																																																											
Jackson	4-7	0-0	3-4	2-2-2	2	0	3	2	0	30	11	Shrummer	1-3	0-0	0-0	0-1-1	0	1	0	0	0	13	2																																																																																																																																																																																																																																																																																																																																											
Louis	6-8	0-0	4-8	5-6-11	1	0	1	2	1	35	12	Volamets	2-4	0-0	2-2	2-5-8	3	0	1	0	1	21	1																																																																																																																																																																																																																																																																																																																																											
Baker	5-10	2-3	6-8	3-4-7	4	2	2	1	3	24	13	Rutland	3-9	3-8	0-0	1-2-3	2	3	2	0	0	33	10																																																																																																																																																																																																																																																																																																																																											
K. Thompson	3-8	0-1	0-0	0-0-0	3	4	2	0	1	37	6	O'Kelley	8-13	5-10	5-6	0-0-0	1	2	4	1	3	27	26																																																																																																																																																																																																																																																																																																																																											
Shabazz	2-5	0-0	0-0	1-1-2	3	0	1	0	0	14	6	Goodby	3-8	2-4	3-4	1-2-3	1	1	0	0	1	20	15																																																																																																																																																																																																																																																																																																																																											
Hale	3-5	0-0	0-0	1-1-2	2	0	0	0	0	24	9	Woods	2-5	0-0	1-2	2-2-2	3	0	2	1	0	17	3																																																																																																																																																																																																																																																																																																																																											
Deas	0-0	0-0	0-0	0-0-0	0	0	0	0	0	4	0	Griffin	0-1	0-1	0-0	0-0-0	2	0	1	0	0	3	0																																																																																																																																																																																																																																																																																																																																											
Simmons	0-0	0-0	0-0	0-0-0	0	0	0	0	0	1	0	Braswell	0-0	0-0	0-1	0-1-1	2	0	1	0	0	7	0																																																																																																																																																																																																																																																																																																																																											
TEAM	0-0	0-0	0-0	0-0-0	0	0	0	0	0	0	0	TEAM	1-3-4	0-0	0-0	0-0-0	0	0	0	0	0	0	0																																																																																																																																																																																																																																																																																																																																											
Totals	25-52	5-13	13-20	13-19-32	17	10	14	5	6	200	68	Totals	22-52	10-23	13-16	11-17-28	14	11	13	4	6	200	69																																																																																																																																																																																																																																																																																																																																											
First Half - FG: 11-27 (40.7) 3-FG: 5-7 (71.4) FT: 3-10 (30.0)												First Half - FG: 10-25 (40.0) 3-FG: 5-12 (41.7) FT: 9-12 (75.0)	FSU	32	36	68	Attendance: 12,350																																																																																																																																																																																																																																																																																																																																																	
Officials: Scappato, Wood, Stead	Technical: Wake Forest - Coach Doom											Wake Forest	34	55	69																																																																																																																																																																																																																																																																																																																																																			



Terrell Baker scored 18 points, but FSU's comeback fell just short in a 69-68 loss to Wake Forest.

Game 29 VIRGINIA Cavaliers


Feb. 28

Junior Randell Jackson scored 17 points and classmate Terrell Baker added 15 as Florida State celebrated Senior Day with an 88-63 whipping of Virginia in its regular season finale. The Seminoles never trailed in snapping a five-game losing streak. LaMarr Greer buried back-to-back three-pointers and scored eight points during a 25-9 run midway through the second half as FSU pulled away. Florida State shot 52.5 percent from the field (32-of-61), 94.1 percent from the line (16-of-17) and hit a season-high eight three-pointers while committing a season-low nine turnovers. The Seminoles also limited the Cavaliers to 37.7 percent shooting (23-of-61) and forced 15 turnovers. Seniors Greer, Corey Louis, Kyle Mulligan and Kerry Thompson played the final home game in their Seminole careers. Louis and Thompson led the seniors with 13 points apiece while Greer added 10.

FSU Virginia		88 63	Game 29 February 28, 1998		
Tallahassee-Leon Co. Civic Center • Tallahassee, Florida					
Florida State		3-PT	FEB	Virginia	
FGA	FTA	ODT	FF	AT	TO
Greer	4-8	2-6	0-0	2-2	2
Mulligan	1-3	0-0	0-0	0	0
Louis	4-6	0-0	5-5	3-3	0
Baker	7-11	1-3	0-1	1-0	1
K. Thompson	4-11	1-8	4-4	0-2	1
Jackson	5-13	0-0	7-7	2-4	1
Hale	4-5	2-3	0-0	0-2	1
Shabazz	0-0	0-0	0-0	0-0	0
Chetek	2-3	2-2	0-0	1-3	1
Simmons	0-0	0-0	0-0	0-0	0
Deas	0-0	0-0	0-0	0-0	0
R. Thompson	0-0	0-0	0-0	0-0	0
Flare	1-1	0-0	0-0	2-4	1
TEAM			0-4		2
Totals					32-61
First Half - FG: 9-24 (37.5%) 3-FG: 3-8 (37.5%) FT: 7-11 (63.6%)					FSU 27 31 88
Second Half - FG: 14-33 (42.4%) 3-FG: 4-10 (40.0%) FT: 5-6 (83.3%)					Virginia 27 36 63
Officials: Edsall, Hess, Drott					Attendance: 2,657



LaMarr Greer hit four three-pointers and scored 16 points, but NC State held off Florida State 65-63 at the ACC Tournament.



Corey Louis scored 13 points and grabbed eight rebounds as Florida State celebrated Senior Day with an 88-63 win over Virginia.

Game 30 NC STATE Wolfpack


Mar. 5

Ishua Benjamin scored a career-high 25 points and Tim Wells blocked Kerry Thompson's layup attempt at the buzzer as NC State escaped with a 65-63 win over Florida State in the first round of the ACC Tournament. The Seminoles trailed by 10 points (51-41) with 6:30 left but closed to within 64-63 on a LaMarr Greer three-pointer with nine seconds to go. After NC State's Kenny Inge hit a free throw with six seconds remaining, Thompson raced the length of the court but had his layup attempt swatted away by Wells as time expired. FSU was down 30-25 at halftime but opened the second half with a 16-3 run to take a 41-33 lead. But the Wolfpack scored the game's next 18 points - nine by C.C. Harrison and seven by Benjamin - to take control. Florida State outshot NC State 42.1-37.8 and outrebounded the Pack 37-32 but committed 17 turnovers and was outscored 28-10 at the free throw line. The loss was FSU's seventh straight at the ACC Tournament.

FSU NC State		63 65	Game 30 March 5, 1998		
Greensboro Coliseum • Greensboro, North Carolina					
Florida State		3-PT	FEB	NC State	
FGA	FTA	ODT	FF	AT	TO
Greer	7-14	4-7	0-0	4-2	2
Jackson	5-12	0-0	5-5	1-3	0
Louis	3-7	0-0	2-2	0-0	0
Baker	0-1	0-1	0-0	1-0	1
K. Thompson	3-13	0-1	2-2	4-1	0
Shabazz	3-5	0-0	0-0	1-3	2
Hale	2-4	1-2	0-0	0-0	0
Chetek	0-0	0-0	0-0	0-0	0
R. Thompson	0-0	0-0	0-0	0-0	0
Simmons	1-1	0-0	0-0	0-0	0
TEAM			1-2		0
Totals					24-57
First Half - FG: 10-25 (40.0%) 3-FG: 1-3 (33.3%) FT: 4-7 (57.1%)					FSU 25 38 63
Second Half - FG: 11-23 (47.8%) 3-FG: 1-3 (33.3%) FT: 7-9 (77.8%)					NC State 30 35 65
Officials: Scaglione, Wood, Edsall					Attendance: 23,733


Game 31
TEXAS CHRISTIAN Horned Frogs Mar. 13

Corey Louis and Randell Jackson each scored 20 points to lead Florida State to a 96-87 NCAA Tournament Midwest Regional first round victory over Texas Christian. FSU beat the Horned Frogs at their own game as they posted a season-high in points and held the nation's top scoring team 10 points below their average. The Seminoles led by as many as four points in the first half but TCU outscored the Tribe 23-14 to take its largest lead at 44-39. FSU responded with a 7-2 run to close the half as Ron Hale scored four points and the game was tied at 46 at intermission. Florida State was in control most of the way in the second half and trailed just once in the final 20 minutes (50-49 at the 17:18 mark). Jackson scored 16 points in the second half. Louis posted his sixth double-double of the season, adding 13 rebounds, and the Seminoles used a balanced scoring attack with five players hitting for at least 15 points (LaMarr Greer 17, Kerry Thompson 17 and Hale 15). FSU shot 53.8 percent (35-of-65) from the floor, limited TCU to 44.1 percent shooting (30-of-68) and outrebounded the Horned Frogs 44-34. The win was Florida State's fourth straight in the first round of the NCAA Tournament.



Corey Louis helped the Seminoles past Texas Christian in the first round of the NCAA Tournament with a 20-point, 13-rebound performance.

FSU													96													Game 31		
No. 15 Texas Christian													87													March 13, 1998		
																										The Myriad • Oklahoma City, Oklahoma		
Florida State													No. 15 Texas Christian															
	FGA	3PT	FTA	REB	PF	AT	TO	BS	ST	MIN	TP		FGA	3PT	FTA	REB	PF	AT	TO	BS	ST	MIN	TP					
Greer	5-10	3-6	4-4	1-3	4	2	1	0	1	33	17	Johnson	4-12	1-6	5-7	3-5	5	3	3	0	2	1	37	14				
Jackson	9-16	0-1	2-2	3-9	4	1	2	1	3	38	20	Davis	5-6	0-0	2-4	5-5	4	1	2	0	1	2	24	12				
Louis	9-14	0-0	2-6	3-10	4	1	3	1	2	28	20	Nelson	10-22	0-0	8-9	4-6	5	2	0	1	1	34	20					
Baker	0-4	0-0	2-3	2-5	3	3	6	1	3	29	7	Jones	5-17	0-1	6-8	0-1	1	2	0	1	1	24	10					
K. Thompson	5-12	0-0	7-8	1-3	3	3	6	1	0	35	17	Powell	1-3	1-3	2-2	1-3	2	2	0	2	0	4	4	0				
Hale	5-7	1-1	4-6	3-6	4	2	0	1	0	23	15	Ferry	3-7	0-1	2-2	1-2	2	1	1	1	1	1	13	6				
Shabazz	2-2	0-0	1-3	2-4	2	2	1	0	1	12	15	Grandy	0-1	0-1	1-2	1-2	0	0	0	0	0	0	13	0				
Chibek	0-0	0-0	0-0	0-0	0	0	0	0	0	0	0	McTyer	0-0	0-0	0-0	0-0	0	0	0	0	0	0	0	0				
Simmons	0-0	0-0	0-0	0-0	0	0	0	0	0	0	0	TEAM																
TEAM				1-1								TEAM																
Totals	35-65	4-11	22-32	15-32	44	24	20	19	3	12	200	96	Totals	30-68	0-12	25-32	15-19	34	22	8	16	2	16	200	87			
First Half - FG 19-37 (51.4%) 3FG 2-6 (33.3%) FT 6-9 (66.7%)													First Half - FG 15-37 (40.5%) 3FG 1-6 (16.7%) FT 3-10 (30.0%)															
Officials: Sirena, Robinson, Wood													Officials: TCU - Coak/Tubbs															
												Attendance: 13,949																



Florida State's season came to an end in the second round of the NCAA Tournament with an 83-77 overtime loss to Valparaiso.

Game 32
VALPARAISO Crusaders Mar. 15

Florida State lost a three-point lead in the final minute of regulation then was outscored 8-2 in overtime as Valparaiso upset the Seminoles 83-77 in the second round of the NCAA Tournament. FSU battled back from an eight-point deficit (64-56) with 9:05 to play with a 13-2 run to take a 69-66 lead at the 4:50 mark. Florida State led 75-72 after Kerry Thompson hit a jumper from the lane with 52 seconds remaining. Zoran Viskovic cut the margin to one at 75-74 with a pair of free throws then, after Thompson missed the front end of a one-and-one, Bill Jenkins hit one of two free throws to tie the game with 30 seconds to play. The Seminoles had a chance to win the game in regulation but could not get a shot off on their final possession. With the score tied at 77 in overtime, the Crusaders put the game away with offensive rebounds and putbacks on consecutive possessions with less than 90 seconds to play. Bob Jenkins gave Valpo a 79-77 lead with his conversion at the 1:24 mark then Tony Vilcinskas followed with 25 seconds to play. Thompson and Randell Jackson each scored 16 points to lead FSU. LaMarr Greer added 15 in his final game as a Seminole.

FSU													77 OT													Game 32		
Valparaiso													83													March 15, 1998		
																										The Myriad • Oklahoma City, OK		
Florida State													Valparaiso															
	FGA	3PT	FTA	REB	PF	AT	TO	BS	ST	MIN	TP		FGA	3PT	FTA	REB	PF	AT	TO	BS	ST	MIN	TP					
Greer	5-10	3-6	2-2	0-4	2	2	2	0	1	39	15	Bl. Jenkins	3-6	1-2	3-4	2-7	2	1	1	0	1	0	36	10				
Jackson	4-12	0-0	8-9	4-7	3	0	4	1	0	41	16	Viskovic	3-11	0-0	3-3	3-3	6	0	0	0	0	1	33	9				
Louis	4-12	0-0	2-8	4-9	2	1	2	2	0	33	10	Vilcinskas	4-8	0-0	5-7	4-15	3	0	2	0	1	33	13					
Baker	0-5	0-4	4-4	1-4	4	4	3	1	0	20	4	Drew	7-11	3-11	5-8	0-8	4	2	0	2	0	42	22					
K. Thompson	7-18	2-8	0-1	0-4	4	4	3	1	1	42	16	Sykes	7-19	2-4	3-4	0-2	0	1	1	0	1	41	19					
Hale	2-3	0-0	1-3	1-3	4	1	2	0	0	21	14	Nunes	5-9	2-2	0-0	0-1	2	1	0	0	1	21	8					
Shabazz	0-1	0-0	0-2	2-3	2	3	1	2	0	16	2	Bl. Jenkins	1-2	0-0	1-4	0-10	3	1	0	0	1	25	2					
Chibek	0-0	0-0	0-0	0-0	0	0	0	0	0	0	0	J. Jenkins	0-0	0-0	0-0	0-0	0	0	0	0	0	2	0					
TEAM				0-2								TEAM				1-5												
Totals	26-59	7-18	18-21	12-24	36	21	15	15	6	4	226	77	Totals	28-60	8-19	15-25	11-23	34	18	9	10	0	5	225	83			
First Half - FG 14-27 (51.9%) 3FG 6-10 (60.0%) FT 7-9 (77.8%)													First Half - FG 15-27 (55.6%) 3FG 5-9 (55.6%) FT 7-10 (70.0%)															
Officials: Silvester, Sarcelo, Deroys													Officials: None															
												Attendance: 13,359																

'97-'98 Statistics

Individual Statistics — All Games

(Overall Record: 18-14; Home 9-5; Away 6-6; Neutral 3-3; Atlantic Coast Conference 6-10)

Player	GP-GS	Min.-Avg.	Field Goals		3-Point		Free Throws		Rebounds		
			FGM-FGA	FG Pct.	FGM-FGA	FG Pct.	FTM-FTA	FT Pct.	OFF	DEF	TOT-AVG
Jackson, R	31-28	867-28.0	153-314	.487	3-19	.158	85-118	.720	61	111	172-5.5
Baker, T	31-28	873-28.2	120-240	.500	33-98	.337	99-124	.798	45	88	133-4.3
Greer, L	32-32	988-30.9	127-321	.396	43-147	.293	57-76	.750	52	93	145-4.5
Louis, C	32-31	882-27.6	134-241	.556	0-0	.000	74-132	.561	70	155	225-7.0
Thompson, K	32-32	1072-33.5	104-283	.367	19-80	.238	55-76	.724	15	110	125-3.9
Hale, R	32-4	569-17.8	70-147	.476	20-61	.328	27-44	.614	46	81	127-4.0
Shabazz, K	32-4	517-16.2	61-110	.555	0-0	.000	42-90	.467	57	63	120-3.8
Brower, G	6-0	50-8.3	7-15	.467	3-8	.375	3-4	.750	0	6	6-1.0
Mulligan, K	16-1	107-6.7	13-25	.520	0-0	.000	11-17	.647	11	4	15-0.9
Deas, D	21-0	158-7.5	15-40	.375	4-13	.308	9-12	.750	1	17	18-0.9
Simmons, O	24-0	177-7.4	17-47	.362	0-3	.000	11-19	.579	17	14	31-1.3
Thompson, R	17-0	82-4.8	8-27	.296	1-1	1.000	7-12	.583	5	10	15-0.9
Chlebek, M	17-0	66-3.9	5-15	.333	3-8	.375	6-7	.857	1	6	7-4
Sheffield, A	3-0	5-1.7	1-2	.500	0-0	.000	0-0	.000	0	0	0-0
Pierre, G	5-0	6-1.2	1-1	1.000	0-0	.000	0-0	.000	0	3	3-6
Thomas, M	2-0	6-3.0	0-2	.000	0-0	.000	0-0	.000	0	1	1-0.5
FSU	32	6425	836-1830	.457	129-438	.295	486-731	.665	381	762	1240-38.8
Opponents	32	6425	766-1881	.407	179-569	.315	507-731	.694	406	674	1080-33.8

Team Rebounds: All Games (FSU 97, Opponents 129) Dead Ball Rebounds: All Games (FSU 133, Opponents 125)

Individual Statistics — ACC Games Only

(Overall Record: 6-10; Home 3-5; Away 3-5; Neutral 0-0)

Player	GP-GS	Min.-Avg.	Field Goals		3-Point		Free Throws		Rebounds		
			FGM-FGA	FG Pct.	FGM-FGA	FG Pct.	FTM-FTA	FT Pct.	OFF	DEF	TOT-AVG
Jackson, R	15-13	418-27.9	74-140	.529	1-6	.167	45-60	.750	24	51	75-5.0
Baker, T	15-13	439-29.3	64-125	.512	19-53	.358	35-45	.778	23	37	60-4.0
Louis, C	16-16	476-29.8	75-122	.615	0-0	.000	41-70	.586	32	85	117-7.3
Greer, L	16-16	504-31.5	59-164	.360	16-74	.216	21-32	.656	24	45	69-4.3
Thompson, K	16-16	517-32.3	44-134	.328	7-39	.179	34-42	.810	9	44	53-3.3
Shabazz, K	16-2	246-15.4	25-49	.510	0-0	.000	21-50	.420	25	22	47-2.9
Hale, R	16-3	278-17.4	23-62	.371	9-30	.300	10-15	.667	20	32	52-3.3
Chlebek, M	4-0	17-4.3	5-7	.714	3-4	.750	0-0	.000	1	2	3-0.8
Deas, D	16-0	111-6.9	14-35	.400	4-12	.333	7-10	.700	1	10	11-0.7
Simmons, O	16-0	121-7.6	10-25	.400	0-3	.000	6-10	.600	9	11	20-1.3
Thompson, R	9-0	45-5.0	3-14	.214	1-1	1.000	7-11	.636	2	6	8-0.9
Mulligan, K	5-1	21-4.2	1-5	.200	0-0	.000	1-2	.500	0	1	1-0.2
Pierre, G	4-0	5-1.3	1-1	1.000	0-0	.000	0-0	.000	0	2	2-0.5
Brower, G	1-0	2-2.0	0-0	.000	0-0	.000	0-0	.000	0	0	0-0
FSU	16	3200	398-883	.451	60-222	.270	228-347	.657	170	348	573-35.8
Opponents	16	3200	407-913	.446	89-272	.327	255-367	.695	182	338	520-32.5

Team Rebounds: Atlantic Coast Games (FSU 55, Opponents 60) Dead Ball Rebounds: Atlantic Coast Games (FSU 64, Opponents 65)

Individual Statistics — NCAA Tournament Games

(Overall Record: 1-1; Home 0-0; Away 0-0; Neutral 1-1)

Player	GP-GS	Min.-Avg.	Field Goals		3-Point		Free Throws		Rebounds			PF-FD	AT	TO	BL	ST	PTS-AVG
			FGM-FGA	FG Pct.	FGM-FGA	FG Pct.	FTM-FTA	FT Pct.	OFF	DEF	TOT-AVG						
Jackson, R	2-2	76-38.0	13-27	.481	0-1	.000	10-11	.909	7	9	16-8.0	7-0	1	6	2	3	36-18.0
Thompson, K	2-2	77-38.5	12-24	.500	2-5	.400	7-9	.778	1	6	7-3.5	6-0	14	8	1	3	33-16.5
Greer, L	2-2	71-35.5	10-20	.500	6-12	.500	6-6	1.000	1	6	7-3.5	6-0	4	3	0	2	32-16.0
Louis, C	2-2	61-30.5	13-26	.500	0-0	.000	4-9	.444	7	15	22-11.0	6-0	2	5	3	2	30-15.0
Hale, R	2-0	42-21.0	11-15	.733	3-5	.600	4-6	.667	4	5	9-4.5	8-0	3	2	0	0	29-14.5
Shabazz, K	2-0	31-15.5	2-3	.667	0-0	.000	3-4	.750	4	3	7-3.5	4-0	5	2	2	1	7-3.5
Baker, T	2-2	57-28.5	0-9	.000	0-6	.000	6-7	.857	3	6	9-4.5	8-1	6	7	1	5	6-3.0
Chlebek, M	2-0	8-4.0	0-0	.000	0-0	.000	0-1	.000	0	0	0-0.0	0-0	0	1	0	0	0-0.0
Simmons, O	1-0	2-2.0	0-0	.000	0-0	.000	0-0	.000	0	0	0-0.0	0-0	0	0	0	0	0-0.0
FSU	2	425	61-124	.492	11-29	.379	40-53	.753	27	50	80-40.0	45	35	34	9	16	173-86.5
Opponents	2	425	57-128	.453	10-31	.323	44-58	.759	27	41	68-34.0	40	17	26	2	21	170-85.0

'97-'98 Statistics

PF-FD	AT	TO	BL	ST	PTS-WG
79-5	34	80	37	26	394-12.7
108-3	64	78	7	59	372-12.0
61-1	81	64	6	32	354-11.1
80-3	28	40	50	18	342-10.7
91-2	172	124	9	60	282-8.8
75-1	35	40	16	15	187-5.8
55-0	9	43	37	13	164-5.1
2-0	2	3	0	0	20-3.3
10-0	4	11	0	0	37-2.3
21-0	22	31	1	12	43-2.0
31-0	2	10	2	1	45-1.9
12-0	1	5	0	1	24-1.4
4-0	6	9	0	0	19-1.1
0-0	0	0	0	0	2-7
2-0	1	1	0	0	2-4
0-0	0	0	0	0	0-0
631	461	543	165	237	2287-71.5
632	373	464	115	296	2218-69.3

PF-FD	AT	TO	BL	ST	PF-WG
38-3	18	33	19	8	194-12.9
59-2	25	41	2	26	182-12.1
35-1	15	18	24	9	191-11.9
27-0	32	30	4	19	155-9.7
46-1	74	61	4	23	129-8.1
27-0	2	24	9	6	71-4.4
36-0	16	21	6	11	65-4.1
2-0	1	3	0	0	13-3.3
14-0	13	26	1	8	39-2.4
25-0	0	8	1	0	26-1.6
6-0	0	4	0	0	14-1.6
4-0	2	4	0	0	3-6
1-0	0	0	0	0	2-5
0-0	0	0	0	0	0-0
320	198	276	70	110	1084-67.8
310	214	215	63	146	1158-72.4

Season Superlatives

20-Point Games:.....**Terrell Baker** - 4 (20 vs. Florida Atlantic, December 2; 23 at Southwestern Louisiana, December 29; 22 at NC State, January 3; 20 vs. NC State, January 28)
Randell Jackson - 3 (25 vs. Loyola-Maryland, November 17; 22 at Georgia Tech, January 18; 20 vs. Texas Christian, March 13)
LaMarr Greer - 1 (26 vs. Arizona, December 23)
Corey Louis - 1 (20 vs. Texas Christian, March 13)

10-Rebound Games:.....**Corey Louis** - 8 (10 at Southwestern Louisiana, December 29; 12 at DePaul, December 31; 10 vs. Duke, January 10; 12 at South Florida, January 31; 11 at Virginia, February 4; 10 at Duke, February 10; 11 at Wake Forest, February 21; 13 vs. Texas Christian, March 13)
Randell Jackson - 1 (10 vs. NC State, March 5)
Terrell Baker - 1 (11 at Southwestern Louisiana, December 29)
LaMarr Greer - 1 (11 vs. Florida, December 14)
Karim Shabazz - (11 vs. Florida Atlantic, December 2)

10-Assist Games:.....**Kerry Thompson** - 1 (11 at Southwestern Louisiana, December 29)

Games as Leading Scorer:.....**Terrell Baker** - 11 (12 at Rice, November 14; 20 vs. Florida Atlantic, December 2; 18 vs. Florida, December 14; 18 vs. UNC Asheville, December 17; 23 at Southwestern Louisiana, December 29; 22 at NC State, January 3; 17 at Maryland, January 7; 20 vs. NC State, January 28; 16 at South Florida, January 31; 17 at Virginia, February 4; 18 at Wake Forest, February 21)
Randell Jackson - 8 (25 vs. Loyola-Maryland, November 17; 15 vs. Kansas, November 28; 18 vs. Duke, January 10; 22 at Georgia Tech, January 18; 19 vs. Wake Forest, January 22; 17 vs. Virginia, February 28; 20 vs. Texas Christian, March 13; 16 vs. Valparaiso, March 15)
Corey Louis - 6 (16 at DePaul, December 31; 14 at Clemson, January 13; 14 at North Carolina, January 24; 17 vs. Maryland, February 7; 16 at Duke, February 10; 20 vs. Texas Christian, March 13)
LaMarr Greer - 4 (17 vs. North Carolina, December 20; 26 vs. Arizona, December 23; 15 vs. Georgia Tech, February 18; 18 vs. NC State, March 5)
Kerry Thompson - 4 (16 vs. Utah State, November 19; 13 vs. Connecticut, November 26; 13 vs. Jacksonville, December 6; 16 vs. Valparaiso, March 15)
Karim Shabazz - 1 (10 vs. Clemson, February 15)

Games as Leading Rebounder:.....**Corey Louis** - 13 (7 at Rice, November 14; 12 at DePaul, December 31; 8 at NC State, January 3; 10 vs. Duke, January 10; 9 vs. NC State, January 28; 12 at South Florida, January 31; 11 at Virginia, February 4; 8 vs. Maryland, February 7; 10 at Duke, February 10; 11 at Wake Forest, February 21; 8 vs. Virginia, February 28; 13 vs. Texas Christian, March 13; 9 vs. Valparaiso, March 15)
Randell Jackson - 7 (5 vs. North Carolina, December 20; 9 vs. Arizona, December 23; 8 at Maryland, January 7; 7 at Georgia Tech, January 18; 8 vs. Wake Forest, January 22; 8 at North Carolina, January 24; 10 vs. NC State, March 5)
LaMarr Greer - 5 (8 vs. Connecticut, November 26; 7 vs. Jacksonville, December 6; 11 vs. Florida, December 14; 6 at Clemson, January 13; 9 vs. Georgia Tech, February 18)
Terrell Baker - 3 (8 vs. Utah State, November 19; 8 vs. UNC Asheville, December 17; 11 at Southwestern Louisiana)
Karim Shabazz - 3 (9 vs. Loyola-Maryland, November 17; 11 vs. Florida Atlantic, December 2; 8 vs. Clemson, February 15)
Kerry Thompson - 2 (9 vs. Kansas, November 28; 6 at Clemson, January 13)
Ron Hale - 1 (8 vs. UNC Asheville, December 17)

Double-Doubles:.....**Corey Louis** - 6 (13 points, 10 rebounds at Southwestern Louisiana, December 29; 16 points, 12 rebounds at DePaul, December 31; 11 points, 11 rebounds at Virginia, February 4; 16 points, 10 rebounds at Duke, February 10; 16 points, 11 rebounds at Wake Forest, February 21; 20 points, 13 rebounds vs. Texas Christian, March 13)
Terrell Baker - 1 (23 points, 11 rebounds at Southwestern Louisiana, December 29)
LaMarr Greer - 1 (10 points, 11 rebounds vs. Florida, December 14)
Randell Jackson - 1 (15 points, 10 rebounds vs. NC State, March 5)
Karim Shabazz - 1 (13 points, 11 rebounds vs. Florida Atlantic, December 2)

'97-'98 Statistics

Game-By-Game Results

Date	Opponent	Score	Attendance	FSU High Points	FSU High Rebounds	FSU High Assists	
11/14	@ Rice	65-53	3,448	Baker, T.....12	Louis, C.....7	Thompson, K.....8	
11/17	Loyola	89-72	4,193	Jackson, R.....25	Shabazz, K.....9	Thompson, K.....6	
11/19	Utah State	66-55	1,321	Thompson, K.....16	Baker, T.....8	Greer, L.....4	
11/26	N Connecticut	67-60	11,510	Thompson, K.....13	Greer, L.....8	Greer, L.....4	
11/28	N Kansas	59-73	12,425	Jackson, R.....15	Thompson, K.....9	Thompson, K.....6	
12/02	Florida Atlantic	90-52	5,628	Baker, T.....20	Shabazz, K.....11	Thompson, K.....8	
12/06	Jacksonville	74-44	5,791	Thompson, K.....13	Greer, L.....7	Greer, L.....6	
12/14	N Florida	83-81	8,993	Baker, T.....18	Greer, L.....11	Two players.....8	
12/17	UNC Asheville	77-60	5,876	Baker, T.....18	Two players.....8	Thompson, K.....5	
12/20	North Carolina	73-81	10,027	Greer, L.....17	Jackson, R.....5	Thompson, K.....4	
12/23	Arizona	84-79	8,453	Greer, L.....26	Jackson, R.....9	Thompson, K.....9	
12/29	@ Southwestern Louisiana	80-71	7,741	Baker, T.....23	Baker, T.....11	Thompson, K.....11	
12/31	@ DePaul	66-55	3,608	Louis, C.....16	Louis, C.....12	Baker, T.....6	
1/03	@ NC State	68-55	12,200	Baker, T.....22	Louis, C.....8	Thompson, K.....7	
1/07	@ Maryland	74-81	14,500	Baker, T.....17	Jackson, R.....8	Four players.....3	
1/10	Duke	63-75	12,231	Jackson, R.....18	Louis, C.....10	Thompson, K.....3	
1/13	@ Clemson	65-86	11,200	Louis, C.....14	Two players.....6	Greer, L.....3	
1/18	@ Georgia Tech	70-67	9,788	Jackson, R.....22	Jackson, R.....7	Four players.....3	
1/22	Wake Forest	83-59	8,078	Jackson, R.....19	Jackson, R.....8	Thompson, K.....7	
1/24	@ North Carolina	55-103	21,572	Louis, C.....14	Jackson, R.....8	Thompson, K.....6	
1/28	NC State	64-52	7,462	Baker, T.....20	Louis, C.....9	Thompson, K.....3	
1/31	@ South Florida	68-70	10,121	Baker, T.....16	Louis, C.....12	Three players.....3	
2/04	@ Virginia	71-63	6,250	Baker, T.....17	Louis, C.....11	Thompson, K.....6	
2/07	Maryland	62-68	7,389	Louis, C.....17	Louis, C.....8	Thompson, K.....7	
2/10	@ Duke	72-86	9,314	Louis, C.....16	Louis, C.....10	Thompson, K.....5	
2/15	Clemson	49-78	7,227	Shabazz, K.....10	Shabazz, K.....8	Thompson, K.....2	
2/18	Georgia Tech	59-72	6,496	Greer, L.....15	Greer, L.....9	Thompson, K.....5	
2/21	@ Wake Forest	68-69	12,856	Baker, T.....18	Louis, C.....11	Two players.....4	
2/28	Virginia	88-63	6,657	Jackson, R.....17	Louis, C.....8	Thompson, K.....7	
3/05	N NC State	63-65	23,733	Greer, L.....18	Jackson, R.....10	Thompson, K.....7	
3/13	N Texas Christian	96-87	13,349	Two players.....20	Louis, C.....13	Thompson, K.....9	
3/15	N Valparaiso	77-83	13,369	Two players.....16	Louis, C.....9	Thompson, K.....5	
Total Attendance:	302,806	Average:	9,463	Away Attendance:	122,598	Average:	10,217
Home Attendance:	96,829	Average:	6,916	Neutral Attendance:	83,379	Average:	13,897

Team Highs & Lows — Season

Category	Florida State	Opponent	Category	Florida State	Opponent
Points 1st Half	High 48 vs Loyola	58 North Carolina 2	Free Throws Att.	High 40 vs Clemson	42 Maryland 1
	Low 17 vs Clemson	10 Jacksonville**		Low 7 at North Carolina	7 Utah State
Points 2nd Half	High 51 vs Virginia	53 Kansas	Free Throw %	High 94.1 vs Virginia	83.3 Connecticut
	Low 26 vs Maryland	19 NC State 2		Low 36.8 at Rice	43.8 Jacksonville
Total Points	High 96 vs TCU	103 North Carolina 2	Offensive Rebounds	High 23 vs Georgia Tech	27 UNC Asheville
	Low 49 vs Clemson	44 Jacksonville		Low 5 vs Utah State	6 NC State 2
Field Goals Made	High 35 vs FAU & TCU	40 North Carolina 2	Defensive Rebounds	High 34 vs Arizona	34 Kansas
	Low 11 vs Clemson*	17 Jacksonville, NCSU 2 & NCSU 3		Low 18 vs North Carolina	11 NC State 1
Field Goals Att.	High 72 vs Florida	72 Arizona	Total Rebounds	High 49 at USL & DePaul	51 Kansas
	Low 41 vs Clemson	45 NC State 2 & NC State 3		Low 28 vs Utah State	18 NC State 2
Field Goal %	High 57.8 at NC State	60.6 North Carolina 2	Assists	High 22 vs Florida	32 North Carolina 2
	Low 26.8 vs Clemson	27.9 Jacksonville		Low 5 vs Clemson	5 NC State 3
3-Pt. Field Goals Made	High 8 vs Virginia	11 Florida & NC State 2	Blocked Shots	High 12 vs Connecticut	10 Florida
	Low 0 vs Duke	1 Maryland 1		Low 1 vs North Carolina & at Duke	0 Utah State, NC State 2 Virginia 1 & Valpo
3-Pt. Field Goals Att.	High 25 vs Georgia Tech	28 USL	Steals	High 14 vs Kansas & UNCA	17 Clemson 1
	Low 7 at NC State	7 Clemson 1		Low 1 vs NC State (ACC)	3 FAU
3-Pl. Field Goal %	High 66.7 vs Utah State	66.7 Kansas	Turnovers	High 24 at Clemson	24 Florida
	Low 00.0 vs Duke	11.1 Maryland 1		Low 9 vs Virginia	6 USL
Free Throws Made	High 27 at USL	32 Maryland 1	Personal Fouls	High 30 at Maryland & Clemson	28 Loyola
	Low 5 at North Carolina	4 Rice		Low 11 vs FAU	12 North Carolina 2

* School Record ** Tied School Record

'97-'98 Statistics

Game-By-Game Team Statistics

	FG-FA		3-Point		FT-FTA	PCT.	Rebounds			AST	TO	BLK	STL	PF-DQ	Half	Final
		PCT.	FG-FA	PCT.			OFF	DEF	TOT							
Florida State	26-58	.448	6-20	.300	7-19	.368	11	28	39	18	17	6	12	14-0	34	65
Rice	23-63	.365	3-16	.188	4-8	.500	14	28	42	9	20	3	10	18-0	25	53
Florida State	32-63	.508	2-16	.125	23-36	.639	13	27	40	16	20	6	10	26-2	48	89
Loyola	21-56	.375	3-17	.176	27-38	.711	10	22	32	11	21	2	7	28-2	39	72
Florida State	24-44	.545	6-9	.667	12-17	.706	5	23	28	12	15	6	8	13-0	33	66
Utah State	23-57	.404	4-15	.267	5-7	.714	12	19	31	7	15	0	6	15-0	28	55
No. 25 Florida State	22-56	.393	2-11	.182	21-33	.636	16	28	44	13	13	12	7	17-0	32	67
No. 11 Connecticut	20-64	.313	5-20	.250	15-18	.833	18	25	43	11	15	1	6	23-0	25	60
No. 25 Florida State	24-69	.348	4-21	.190	6-13	.462	16	28	44	17	15	8	14	21-1	28	58
No. 2 Kansas	24-62	.387	10-15	.667	15-25	.600	17	34	51	11	19	8	10	17-1	20	73
No. 19 Florida State	35-66	.530	6-15	.400	14-20	.700	20	28	48	21	13	4	7	11-0	46	90
Florida Atlantic	19-52	.365	8-22	.364	6-11	.545	7	15	22	11	15	3	3	20-1	25	52
No. 19 Florida State	26-51	.510	6-15	.400	16-23	.696	8	33	41	20	18	7	5	17-0	41	74
Jacksonville	17-61	.279	3-20	.150	7-16	.438	16	20	36	7	19	4	12	19-1	10	44
No. 16 Florida State	32-72	.444	2-8	.250	17-26	.654	18	20	38	22	17	6	13	22-0	39	83
Florida	25-59	.424	11-24	.458	20-27	.741	12	17	29	13	24	10	10	22-1	31	81
No. 17 Florida State	29-63	.460	4-14	.286	15-23	.652	16	27	43	15	16	8	14	20-0	36	77
UNC Asheville	20-69	.290	7-20	.350	13-22	.591	27	23	50	6	22	4	11	18-1	20	60
No. 17 Florida State	26-59	.441	6-21	.286	15-19	.789	15	18	33	9	16	1	4	18-0	38	73
No. 1 North Carolina	31-54	.574	4-10	.400	15-24	.625	9	19	28	20	10	3	10	18-0	44	81
No. 17 Florida State	31-55	.564	5-8	.625	17-23	.739	12	34	46	16	22	2	3	21-0	41	84
No. 5 Arizona	28-72	.389	8-27	.296	15-25	.600	18	12	30	13	10	2	11	20-2	46	79
No. 15 Florida State	25-57	.439	3-10	.300	27-36	.750	20	29	49	18	16	4	2	22-0	45	80
Southwestern Louisiana	22-68	.324	6-28	.214	21-28	.750	16	16	32	13	6	1	10	27-2	40	71
No. 15 Florida State	24-56	.429	3-17	.176	15-20	.750	17	32	49	15	19	9	5	13-0	32	66
DePaul	22-63	.349	4-18	.222	7-10	.700	11	19	30	10	12	4	11	17-0	25	55
No. 15 Florida State	26-45	.578	3-7	.429	18-17	.765	10	25	35	15	20	3	7	14-0	28	68
NC State	23-55	.418	2-13	.154	7-11	.636	9	11	20	11	11	3	13	20-0	28	55
No. 13 Florida State	30-63	.476	5-16	.313	9-17	.529	9	28	37	17	21	5	10	30-2	41	74
Maryland	24-66	.364	1-9	.111	32-42	.762	19	30	49	12	18	8	12	18-0	33	81
No. 13 Florida State	24-59	.407	0-9	.000	15-23	.652	15	27	42	11	16	6	5	19-1	31	63
No. 2 Duke	28-64	.438	6-17	.353	13-22	.591	13	23	36	6	8	4	5	18-0	41	75
No. 17 Florida State	20-46	.435	2-10	.200	23-37	.622	9	23	32	12	24	5	8	30-1	38	65
Clemson	29-56	.518	2-7	.286	26-38	.684	12	24	36	17	16	2	17	27-0	43	86
No. 17 Florida State	26-48	.542	3-10	.300	15-23	.652	6	27	33	17	17	6	8	22-0	37	70
Georgia Tech	24-67	.358	4-22	.182	15-22	.682	18	21	39	14	15	2	10	19-1	37	67
No. 20 Florida State	29-53	.547	5-12	.417	20-28	.714	10	30	40	15	15	4	8	21-0	40	83
Wake Forest	20-60	.333	4-25	.160	15-21	.714	13	18	31	10	14	3	6	20-1	29	59
No. 20 Florida State	23-68	.338	4-16	.250	5-7	.714	14	21	35	13	22	3	5	19-0	28	55
No. 2 North Carolina	40-66	.606	8-16	.500	15-24	.625	9	30	39	32	8	7	15	12-1	58	103
No. 23 Florida State	24-46	.522	3-13	.231	13-19	.684	14	24	38	8	16	4	7	13-0	28	64
NC State	17-45	.378	11-23	.478	7-11	.636	6	12	18	10	13	0	8	18-0	33	52
No. 23 Florida State	23-56	.411	4-12	.333	18-27	.667	16	25	41	15	15	2	10	25-1	30	68
South Florida	20-49	.408	5-15	.333	25-33	.758	10	22	32	15	12	4	9	22-0	33	70
Florida State	26-48	.542	3-8	.375	16-26	.615	8	22	30	14	14	3	12	16-0	36	71
Virginia	22-48	.458	6-18	.333	13-18	.722	7	18	25	14	17	0	6	20-1	28	63
Florida State	25-59	.424	4-21	.190	8-16	.500	16	19	35	12	14	3	8	17-0	36	62
No. 23 Maryland	24-51	.471	5-14	.357	15-20	.750	11	20	31	13	15	8	9	16-0	31	68
Florida State	30-65	.462	2-12	.167	10-18	.556	16	19	35	15	21	1	4	27-3	24	72
No. 2 Duke	28-53	.528	4-13	.308	26-35	.743	8	24	32	11	15	8	8	18-0	49	86
Florida State	11-41	.268	2-13	.154	25-40	.625	14	24	38	5	19	5	2	17-0	17	49
Clemson	29-61	.475	10-24	.417	10-17	.588	11	22	33	13	8	5	10	24-2	42	78
Florida State	21-70	.300	5-25	.200	12-20	.600	23	23	46	11	18	5	6	25-0	25	59
Georgia Tech	22-54	.407	6-20	.300	22-29	.759	13	26	39	7	18	4	7	16-1	30	72
Florida State	25-52	.481	5-13	.385	13-20	.650	13	19	32	10	14	5	6	17-0	32	68
Wake Forest	23-52	.442	10-23	.435	13-16	.813	11	17	28	11	13	4	6	14-0	34	69
Florida State	32-61	.525	8-16	.500	16-17	.941	7	25	32	14	9	11	10	16-0	37	88
Virginia	23-61	.377	6-18	.333	11-17	.647	13	23	36	13	15	2	4	18-0	27	63
Florida State	24-57	.421	5-11	.455	10-15	.667	14	23	37	10	17	6	1	25-3	25	63
NC State	17-45	.378	3-9	.333	28-38	.737	9	23	32	5	12	4	13	16-0	30	65
Florida State	35-65	.538	4-11	.364	22-32	.688	16	28	44	20	19	3	12	24-0	46	96
No. 15 Texas Christian	30-68	.441	2-12	.167	25-32	.781	16	18	34	8	16	2	16	22-2	46	87
Florida State	26-59	.441	7-18	.389	18-21	.857	12	24	36	15	15	6	4	21-1	41	77
Valparaiso	28-60	.467	8-19	.421	19-26	.731	11	23	34	9	10	0	5	18-1	38	83

'97-'98 Statistics

1997-98 Florida State Basketball Accolades

- **The Seminoles returned to the NCAA Tournament** for the first time in five years (1992-93), upset fifth-seeded Texas Christian in the first round and advanced to the round of 32 for the fourth time in the '90's.
- **Florida State was ranked among the Associated Press Top 25 for eight consecutive weeks** during the season, which tied for the fifth longest run in school history. It marked FSU's first appearance in the rankings since the 1993-94 season.
- **FSU was ranked as high as 13th** in the Associated Press and ESPN/USA Today Coaches Polls. It marked the highest the Seminoles were ranked during the regular season since peaking at No. 6 in the AP Poll on Feb. 22, 1993.
- **The Seminoles played 10 games on national television** - seven on ESPN and three on CBS. Florida State played 27 games that were televised.
- **FSU Head Coach Steve Robinson became the first, first-year coach in Seminole history to lead his team to the NCAA Tournament.** Robinson also made his third NCAA Tournament appearance in three years as a head coach. His three-year run marks the ninth longest stretch of consecutive tournament appearances by an active head coach.
- According to the Ratings Percentage Index (RPI), **Florida State played the nation's sixth toughest schedule.** FSU's schedule was the country's second toughest according to the Sagarin Computer. The Seminoles played 14 games against teams that appeared in the NCAA Tournament and 22 versus teams that played in the postseason.
- **The Seminoles were the only team in the country to play all four of the NCAA Tournament's No. 1 seeds** (North Carolina, Duke, Kansas and Arizona). They were one of just three teams to defeat a No. 1 (Arizona) and No. 2 seeded team (Connecticut).
- **The Leon County Civic Center sold out** for FSU basketball on Jan. 10 when 12,231 attended the Duke game. It was the first sellout prior to gameday in Seminole basketball history.
- **Florida State's 17 regular season wins were its most since winning 22 in 1992-93.**
- **The Seminoles' 84-79 win over defending national champion and No. 5 Arizona** on Dec. 23 equaled the highest ranked team ever defeated by FSU at home. It also marked Florida State's first Top 10 non-conference win since beating eighth-ranked Alabama on Dec. 6, 1986.
- **FSU limited its opponents to 40.7 percent field goal shooting** during the season, the third lowest figure in school history.
- **Florida State set two school records in the first half of its 74-44 win over Jacksonville** on Dec. 6. JU scored just 10 points and was held to three field goals.

Individual Superlatives

(Opponents' Individual Highs in Parentheses)

Points Scored:	32	[Lee Nailon, Texas Christian (3/13)]
	26	Greer vs. Arizona (12/23)
	25	Jackson vs. Loyola (11/17)
	23	Baker at USL (12/19)
FG Made:	12	[Lee Nailon, Texas Christian (3/13)]
	11	Greer vs. Arizona (12/23)
	9	Jackson vs. Loyola (11/17) & TCU (3/13)
		Louis vs. Texas Christian (3/13)
FG Attempted:	25	[Josh Pittman, UNC Asheville (12/17)]
	16	Greer vs. Kansas (1/28)
		Jackson vs. Texas Christian (3/13)
	15	Jackson vs. UConn (11/26) & at Maryland (1/7)
FG % (Min 5 FGM):889	[Shatmond Williams, 8-9, UNC (1/24)]
	.889	Baker, 8-9 vs. NC State (1/28)
	.875	Baker, 7-8 vs. FAU (12/2)
3-Pl. FG Made:	6	[Mike Bibby, Arizona (12/23)]
	4	Greer vs. NC State (3/5)
	3	11 times
3-Pl. FG Att.:	14	[by two players]
	9	Greer vs. Kansas (1/28)
3-Pl. FG % (Min. 3 Made):	1.000	[Shatmond Williams, UNC, 4-4 (1/24)]
	1.000	Greer, 3-3 vs. Arizona (12/23)
	.750	Greer, 3-4 vs. Jacksonville (12/6)
		K. Thompson, 3-4 vs. Jacksonville (12/6)
		Baker, 3-4 vs. FAU (12/2), at NCSU (1/3) & at MD (1/7)
FREE THROWS		
FT Made:	14	[Jason Rowe, Loyola (11/17)]
	8	Baker vs. Utah State (11/19) & at USL (12/29)
	7	K. Thompson at NC State (1/3) & vs. TCU (3/13)
		Louis at USL (12/29)
		Jackson vs. Loyola (11/17), WF (1/22), Uva (2/8) & Valpo (3/15)

FT Attempted:	16	[by two players]
	10	Louis vs. Clemson (2/15)
		K. Thompson at Virginia (2/4)
		Baker vs. Utah State (11/19) & at USL (12/29)
FT % (Min. 5 Made):	1.000	[Ishua Benjamin, NC State, 9-9 (3/5)]
	1.000	Jackson, 7-7 vs. Virginia (2/28)
		K. Thompson, 6-6 vs. NC State (1/28)
		Greer, 6-6 at DePaul (12/31)
		Baker, 6-6 vs. Florida (12/14)
		Chlebek, 6-6 vs. Jacksonville (12/6)
		Two players, 5-5

REBOUNDS

Off. Reb.:	8	[Eugene Edgeron, Arizona, (12/23)]
	6	Four times
Def. Reb.:	10	[Paul Pierce, Kansas (11/28)]
	10	Louis at DePaul (12/31), at USF (1/31) & vs. TCU (3/13)
	9	Louis at Virginia (2/4)
		K. Thompson vs. Kansas (11/28)
Total Reb.:	17	[Paul Pierce, Kansas (11/28)]
	13	Louis vs. Texas Christian (3/13)
	12	Louis at DePaul (12/31) & at USF (1/31)

OTHERS

Assists:	14	[Ed Cota, North Carolina (1/24)]
	11	K. Thompson at USL (12/29)
	9	K. Thompson vs. Arizona (12/23) & TCU (3/13)
Blocked Shots:	4	[by three players]
	6	Jackson vs. Virginia (2/28)
	5	Louis at DePaul (12/31)
Steals:	6	[C.C. Harrison, NC State (3/5)]
	6	K. Thompson vs. UNC Asheville (12/17)
	5	Four times
Turnovers:	12	[Jason Williams, Florida (12/14)]
	7	K. Thompson vs. Arizona (12/23)

'97-'98 Statistics

1997-98 Florida State Basketball Accolades

IN DOUBLE FIGURES

Points - Jackson 23, Greer 21, Baker 20, Louis 17, K. Thompson 14, Hale 7, Shabazz 3, Deas 1
Rebounds - Louis 8, Baker 1, Greer 1, Jackson 1, Shabazz 1
Double-Doubles - Louis 6, Baker 1, Greer 1, Jackson 1, Shabazz 1

GAMES AS LEADING

Scorer

Terrell Baker - 11
 Randell Jackson - 8
 Corey Louis - 6
 LaMarr Greer - 4
 Kerry Thompson - 4
 Karim Shabazz - 1

Rebounder

Corey Louis - 13
 Randell Jackson - 7
 LaMarr Greer - 5
 Terrell Baker - 3
 Karim Shabazz - 3
 Kerry Thompson - 2
 Ron Hale - 1

MISCELLANEOUS STATS

Charges Taken - 23

Louis 11, Jackson 5, Baker 2, Hale 1, Mulligan 1, Simmons 1, K. Thompson 1, R. Thompson 1

Dunks - 91

Jackson 29, Louis 28, Hale 16, Shabazz 11, Baker 2, Greer 2, R. Thompson 2, K. Thompson 1

STARTING LINEUPS

K. Thompson, Baker, Greer, Jackson, Louis	16-10
K. Thompson, Baker, Greer, Louis, Shabazz	1-0
K. Thompson, Baker, Greer, Jackson, Shabazz	1-0
K. Thompson, Greer, Hale, Jackson, Louis	0-2
K. Thompson, Greer, Hale, Louis, Shabazz	0-2

FSU IN THE ACC STATS

	All Games	ACC Games
Scoring	6th - 71.5	6th - 67.8
Scoring Defense	6th - 69.3	6th - 72.4
Scoring Margin	7th - 2.2	T-6th - -4.6
Field Goal %	5th - .457	4th - .451
FG % Defense	2nd - .407	5th - .446
3-Point FG%	9th - .295	9th - .270
Free Throw %	7th - .665	7th - .657
Blocked Shots	2nd - 5.2	5th - 4.4
Steals	T-5th - 7.4	5th - 6.9
TO Margin	8th - -2.5	8th - -3.9
Rebound Margin	2nd - 5.0	2nd - 3.3
3-PT FG/Game	9th - 4.0	9th - 3.8

PLAYERS IN THE ACC STATS

All Games

ScoringRandell Jackson, 18th, 12.7
 Free Throw %Terrell Baker, 6th, .798
 ReboundsCorey Louis, 7th, 7.0
 AssistsKerry Thompson, 2nd, 5.4
 Blocked ShotsCorey Louis, 2nd, 1.6
 Randell Jackson, T-5th, 1.2
 Karim Shabazz, T-5th, 1.2
 StealsTerrell Baker, T-6th, 1.9
 Kerry Thompson, T-6th, 1.9

PLAYERS IN THE ACC STATS

ACC Games Only

Free Throw %Randell Jackson, 7th, .750
 ReboundsCorey Louis, 5th, 7.3
 AssistsKerry Thompson, 5th, 4.6
 Blocked ShotsCorey Louis, 4th, 1.5
 Randell Jackson, 6th, 1.3
 StealsTerrell Baker, 7th, 1.7

FSU'S RECORD WHEN

At Home	9-5
On the Road	6-6
Neutral Sites	3-3
vs. ACC	6-11
Home ACC	3-5
Road ACC	3-5
Non-Conference	12-3
After a Win	10-8
After a Loss	7-6
Shooting > 50%	12-0
Shooting < 50%	6-1
Opp. Shoot > 50%	0-4
Opp. Shoot < 50%	18-1
Outrebound Opp.	13-1
Outrebounded	5-4
Scoring > 80 pts.	8-0
Hold Opp. < 70 pts.	13-3
Margin 1-5 pts.	3-3
Margin 6-10 pts.	4-4
Margin 11-15 pts.	5-4
Margin 16+ pts.	6-3
vs AP Top 10	1-5
vs AP Top 25	3-6
vs USA Top 10	1-5
vs USA Top 25	3-7
Current AP Top 25	3-7
Current USA Top 25	3-7
Longest Win Streak	4 (3 times)
Longest Losing Streak	5
Leading at Half	13-4
Trailing at Half	2-10
Tied at Half	3-0
In Overtime	0-0
Day Games	7-5
Night Games	11-9
November	4-1
December	7-1
January	4-5
February	2-5
March	1-2
Sunday	2-2
Monday	2-0
Tuesday	2-2
Wednesday	6-2
Thursday	1-1
Friday	2-1
Saturday	3-6
White Uniforms	8-6
Garnet Uniforms	8-7
Gold Uniforms	2-1
On Television	14-13
SportsChannel	0-1
ESPN	2-4
espn2	2-0
R/JP	3-4
Sunshine	6-2
CBS	1-2
Leading w/5 min left	18-2

'97-'98 Statistics


1997-98 Florida State Basketball Accolades

1997-98 PLAYERS ENTERING THE RECORD BOOK


Four Florida State players finished 1997-98 among the school's career top 10 in six categories. Here are those all-time lists and where they ended on them:

Name	Years	No.	Name	Years	No.
Blocked Shots			Steals		
1. Rodney Dohard	1989-93	240	7. Dean Schaffer	1984-86	151
2. Corey Louis	1994-98	197	8. Mickey Dillard	1977-81	136
3. Andre Reid	1990-95	161	8. LaMarr Greer	1994-98	136
4. Doug Edwards	1990-93	121	10. Tharon Mayes	1987-90	132
5. Randell Jackson	1995-98	113	Games Played		
Rebounds			3. Bob Sura	1991-95	119
6. Gary Schull	1963-66	769	4. Chuck Graham	1989-94	118
7. Tat Hunter	1985-89	759	4. Jerome Fitchett	1984-88	118
7. Lawrence McCray	1971-74	759	6. LaMarr Greer	1994-98	117
9. Corey Louis	1994-98	755	6. George McCloud	1985-89	117
Three-Point Field Goals Made			6. Tat Hunter	1985-89	117
3. George McCloud	1986-89	201	Two Florida State players entered the FSU single season top 10 in a pair statistical categories. They are listed below:		
4. LaMarr Greer	1994-98	123	Name	Years	No.
Three-Point Field Goals Attempted			Assists		
3. George McCloud	1986-89	468	5. Kerry Thompson	1996-97	184
4. LaMarr Greer	1994-98	380	6. Otto Petty	1971-72	173
Assists			7. Kerry Thompson	1997-98	172
6. Charlie Ward	1990-94	396	Blocked Shots		
7. LaMarr Greer	1994-98	361	4. Andre Reid	1993-94	54
8. Kerry Thompson	1996-98	356	5. Corey Louis	1997-98	50

1997-98 Florida State Basketball Team Awards




HUGH DURHAM
MOST VALUABLE
PLAYER AWARD
Corey Louis




BOB SURA
LEADING SCORER
AWARD
Randell Jackson




MOST IMPROVED
PLAYER AWARD
Ron Hale




DWE COWENS
REBOUNDING
AWARD
Corey Louis




OTTO PETTY
ASSIST AWARD
Kerry Thompson



CHARLIE WARD
DEFENSIVE
AWARD
Terrell Baker




CAPTAINS AWARD
From left:
Corey Louis, Kerry Thompson, LaMarr Greer,
Kyle Mulligan



FREE THROW
PERCENTAGE
AWARD
Terrell Baker



ACADEMIC
AWARD
Kyle Mulligan




IRON MAN
AWARD
Kerry Thompson

'97-'98 Statistics



Florida State's senior class led by four-year starters LaMarr Greer (L) and Corey Louis (R), helped lead the Seminoles back into the NCAA Tournament

1997-98 Florida State Departing Lettermen



LaMarr Greer
6-5, 225, Guard/Forward
Cape May, NJ (Middle Township HS)

Four-year starter for the Seminoles ... appeared in 117 games during his career to tie for sixth on the Seminole all-time list and started 101 ... started his freshman and sophomore seasons at point guard and his junior and senior seasons on the wing ... finished his career ranked among FSU's all-time top 10 in four other categories (three-pointers made, 4th, 123; three-pointers attempted, 4th, 380; assists, 7th, 361; steals, T-8th, 136) ... ended his career with a solid senior season ... ranked third on the Seminoles in scoring at 11.1 points per game, while also averaging 4.5 rebounds and 2.5 assists ... led FSU with 43 three-pointers made and hit 75.0 percent (57-of-76) from the line ... best game of his senior season was a career-high 26-point performance in Florida State's 84-79 win over defending national champion Arizona ... hit 11-of-13 from the field and 3-of-3 from three-point range while pulling down six rebounds in that game ... closed the season on a strong note, averaging 16.7 points in the ACC and NCAA Tournaments ... hit 17-of-34 from the field and 10-of-19 from three-point range during that span ... fifth on the team in scoring as a junior at 8.8 points per game ... raised his play in FSU's run to the postseason NIT championship game ... averaged 11.4 points in the five-game tournament, including 16 points in a win at Syracuse and 15 points in the championship game loss to Michigan ... hit for a season-high 23 points in a loss to Duke ... started 49 of 53 games in his first two seasons at point guard.

Season	G/GS	Min-Avg.	FGM-A	Pct	3FGM-A	Pct	FTM-A	Pct	O-D-Reb-Avg.	PF-DQ	AST	TO	BS	ST	Pts-Avg.
1994-95	26-24	676-26.0	55-136	.404	24-66	.364	12-16	.750	13-63-76-2.9	30-0	78	45	2	34	146-5.6
1995-96	27-25	815-30.2	91-203	.448	18-62	.290	53-83	.639	18-75-93-3.4	30-0	131	65	3	31	253-9.4
1996-97	32-20	870-27.2	91-213	.427	38-105	.362	49-80	.613	41-83-124-3.9	52-2	71	42	9	39	269-8.4
1997-98	32-32	988-30.9	127-321	.396	43-147	.293	57-76	.750	52-93-145-4.5	61-1	81	64	6	32	354-11.1
Career	117-101	3349-28.6	364-873	.417	123-380	.324	171-255	.671	124-314-438-3.7	173-3	361	216	20	136	1022-8.7



Randell Jackson
6-11, 215, Forward
Boston, MA (Winchendon Academy)

Started 69 of 86 games in his career ... led the team in scoring as a junior, his final season at Florida State ... averaged 12.7 points and 5.5 rebounds per game ... hit 48.7 percent from the floor and 72.0 percent from the line ... best game of the season was in FSU's first round NCAA Tournament win over Texas Christian ... scored 20 points and pulled down nine rebounds in that game ... posted a career-high 25 points against Loyola ... averaged 11.0 points per game as a sophomore to tie for second on the club ... also second on the team in rebounding at 6.3 per game ... posted double-doubles in five of the final seven games of the year ... one of the ACC's top newcomers as a freshman ... averaged 9.5 points and 5.3 rebounds per game.

Season	G/GS	Min-Avg.	FGM-A	Pct	3FGM-A	Pct	FTM-A	Pct	O-D-Reb-Avg.	PF-DQ	AST	TO	BS	ST	Pt-Avg
1995-96	24-15	630-26.3	90-180	.500	4-14	.286	43-68	.632	53-73-126-5.3	50-0	13	35	30	14	227-9.5
1996-97	31-26	879-28.4	135-303	.446	7-18	.389	65-109	.596	80-114-194-6.3	79-1	18	52	46	23	342-11.0
1997-98	31-28	867-28.0	153-314	.487	3-19	.158	85-118	.720	61-111-172-5.5	79-5	34	80	37	26	394-12.7
Career	86-69	2376-27.6	378-797	.474	14-51	.275	193-295	.654	194-298-492-5.7	208-6	65	167	113	63	963-11.2

'97-'98 Statistics

1997-98 Florida State Departing Lettermen



Corey Louis
6-9, 235, Forward/Center
Miami, FL (Northwestern HS)

Four-year starter along the frontline ... finished his career among FSU's all-time leaders in scoring, rebounding and blocked shots ... ranks 23rd in career scoring (1,127), ninth in rebounding (755) and second in blocked shots (197) ... averaged 10.7 points, 7.0 rebounds, 1.5 blocks and hit 55.6 percent from the floor (134-of-241) as a senior ... ranked fifth in the ACC in rebounding and third in blocked shots ... named team MVP at the conclusion of the season ... finished his senior season with the most consistent stretch of play in his career ... averaged 13.2 points in his last nine games and 10.2 rebounds in the last 10 games ... best game of his senior season was in the first round of the NAAs against Texas Christian ... posted season-highs with 20 points (9-of-14 from the field) and 13 rebounds in 28 minutes ... had six double-doubles on the year ... fought through an injury plagued season as a junior ... appeared in 25 games and started 14 ... missed seven due to injury and was never really at 100 percent during the season ... still averaged 11.0 points and 6.8 rebound per game ... had three double-doubles, including a 22-point, 10-rebound effort to open the season against Southwestern Louisiana ... averaged 9.4 points and 6.5 rebounds in an up-and-down sophomore season ... was named to the ACC's All-Freshman team in 1994-95 ... averaged 10.9 points, 7.8 rebounds and 2.7 blocks per game ... scored a career-high 26 points in a loss at North Carolina ... had seven double-doubles ... scored 17 points and grabbed 12 rebounds at Arizona ... blocked a career-high nine shots versus Maryland.

Season	G/GS	Min-Avg.	FGM-A	Pct	3FGM-A	Pct	FTM-A	Pct	O-D-Reb-Avg.	PF-DQ	AST	TO	BS	ST	Pt-Avg
1994-95	27-27	825-30.6	120-267	.449	1-4	.250	54-76	.711	100-110-210-7.8	79-4	18	60	74	14	295-10.9
1995-96	23-17	637-27.7	84-198	.424	0-0	.000	47-75	.627	64-86-150-6.5	57-4	12	38	43	16	215-9.4
1996-97	25-14	677-27.1	109-219	.498	0-0	.000	57-88	.648	66-104-170-6.8	71-2	9	42	30	18	275-11.0
1997-98	32-31	882-27.6	134-241	.556	0-0	.000	74-132	.561	70-155-225-7.0	80-3	28	40	50	18	342-10.7
Career	107-89	3021-28.2	447-925	.483	1-4	.250	232-371	.625	300-455-755-7.1	287-13	67	180	197	66	1127-10.5



Kyle Mulligan
6-10, 210, Forward
Coral Springs, FL (Douglas HS)

Four-year member of the Florida State program ... came to FSU as a walk-on for the 1994-95 season ... became a Leon County Civic Center crowd favorite throughout his career for his hard work and dedication ... saw the most extensive action of his career as a senior ... appeared in 16 games last year and 32 in his career ... averaged 2.3 points and 0.9 rebounds in 6.7 minutes per game as a senior ... hit 52.0 percent from the field (13-of-25) last year ... made the only start of his career in the Seminoles' Senior Day win over Virginia.

Season	G/GS	Min-Avg.	FGM-A	Pct	3FGM-A	Pct	FTM-A	Pct	O-D-Reb-Avg.	PF-DQ	AST	TO	BS	ST	Pts-Avg.
1994-95	4-0	7-1.8	0-4	.000	0-2	.000	0-2	.000	0-0-0-0.0	0-0	0	1	0	0	0-0.0
1995-96	3-0	5-1.7	0-4	.000	0-0	.000	1-2	.500	0-1-1-0.3	0-0	1	0	0	0	1-0.3
1996-97	9-0	28-3.1	3-9	.333	1-1	1.00	1-6	.167	0-3-3-0.3	7-0	0	4	2	0	8-0.9
1997-98	16-1	107-6.7	13-25	.520	0-0	.000	11-17	.647	11-4-15-0.9	10-0	4	11	0	0	37-2.3
Career	32-1	147-4.6	16-42	.381	1-3	.333	14-27	.519	11-8-19-0.6	17-0	5	16	2	0	46-1.4



Kerry Thompson
6-0, 195, Guard
New York, NY (Walton HS/Tallahassee CC)

Two-year starter at point guard after transferring into Florida State from Tallahassee Community College ... played in 64 games and started the final 61 of his career ... finished eighth on FSU's career assists list with 356 and 11th in steals with 131 despite playing just two years ... averaged 8.8 points, 5.4 assists and 1.9 steals per game as a senior ... finished second in the ACC in assists and sixth in steals ... best game of senior season came in Florida State's 96-87 win over Texas Christian in the first round of the NCAA Tournament ... scored 17 points, handed out nine assists and had a pair of steals in that game ... averaged 16.5 points and 7.0 assists while hitting 12-of-24 from the floor in the NCAA Tournament ... handed out a career-high 11 assists at Southwestern Louisiana ... earned a reputation as one of the ACC's best performers when the game is on the line as a junior ... won two games with last second shots and sent a third into overtime that FSU eventually won ... hit a 13-footer from the lane with 2.5 seconds to go in a 64-62 win over Georgia Tech ... hit a running 15-foot bank shot as time expired to lift the Seminoles to a 67-65 road win at No. 8 Clemson ... celebrated his return to New York City by drilling a three-pointer with 3.9 seconds remaining to force overtime in the NIT semifinals against Connecticut in Madison Square Garden ... finished that game with 20 points, six rebounds, nine assists and three steals as FSU won 71-65 ... had 15 points, 10 assists and no turnovers as Florida State beat Final Four participant North Carolina 84-71 in January ... earned honorable mention All-ACC honors after averaging 8.8 points, 5.8 assists and 2.2 steals per game ... ranked second in the league in both assists and steals.

Season	G/GS	Min-Avg.	FGM-A	Pct	3FGM-A	Pct	FTM-A	Pct	O-D-Reb-Avg.	PF-DQ	AST	TO	BS	ST	Pts-Avg.
1996-97	32-29	960-30.0	103-257	.401	31-88	.352	43-67	.642	27-81-108-3.4	86-3	184	98	10	71	280-8.8
1997-98	32-32	1072-33.5	104-283	.367	19-80	.238	55-76	.724	15-110-125-3.9	91-2	172	124	9	60	282-8.8
Career	64-61	2032-31.8	207-540	.383	50-168	.298	98-143	.685	42-191-233-3.6	177-5	356	222	19	131	562-8.8

The Atlantic Coast Conference: A Tradition of Excellence

THE TRADITION

Consistency. It's the mark of true excellence in any endeavor. However, in today's intercollegiate athletics, competition has become so balanced and so competitive that it is virtually impossible to maintain a high level of consistency.

Yet the Atlantic Coast Conference has defied the odds. Now in its 46th year of competition, the ACC has long enjoyed the reputation as one of the strongest and most competitive intercollegiate conferences in the nation. And that is not mere conjecture, the numbers support it.

Since the league's inception in 1953, ACC schools have captured 62 NCAA and AIAW championships, including 27 in men's competition and 35 in women's. In addition, 100 men and 24 women have earned the coveted title of NCAA champion.

If success is best measured in terms of wins and losses, then the ACC is unrivaled in NCAA history. ACC teams have captured seven NCAA basketball championships, including three straight between 1991 and 1993.

No conference has posted a better NCAA tournament record than the ACC since the NCAA's inaugural tournament in 1938. The nine current conference members have posted an NCAA Tournament-best mark of 261-140 for a .651 winning percentage.

In the decade of the 90's, the ACC success story is even more impressive as league teams have compiled a 98-45 (.685) NCAA mark, including 27 "Sweet 16" appearances.

North Carolina, the nation's second winningest team with 1,709 wins, captured NCAA championships in 1957, 1982, and 1993. N.C. State walked away with the coveted crown in 1974 and 1983, while Duke won back-to-back titles in 1991 and 1992.

Over the years, ACC basketball teams have gained global recognition through their NCAA Tournament and national television exposure. Every conference game in 1998-99 will be on television, a first for the league, as well as the conference's four-day, eight game ACC Tournament. ACC teams will have more than 150 television appearances during the course of the 1998-99 regular season.

The ACC also stands at the forefront of intercollegiate athletics in terms of academic accomplishments of its' student athletes. Twelve times over the past 18 years, an ACC member school has claimed the CFA Academic Achievement Award which is awarded to a CFA member institution with the highest graduation rate among members of its football team. This past year, Duke captured the award for the ninth time with a perfect 100% graduation rate.

1997-98 IN REVIEW

The 1997-98 academic year concluded with the league pocketing three more national team titles and six individual NCAA crowns. In all, the ACC has won 29 national team titles in the last seven years.

The ACC's 1997-98 national champions were North Carolina in women's soccer and field hockey and Maryland in women's lacrosse. Overall, the ACC posted a 77-58 (.570) mark in NCAA tournament play.

The ACC placed at least one team in the Top 10 nationally in 16 of the 24 sports sponsored by the league. Other records of note during the 1997-98 season include 85 teams competing at NCAA Championships, four bowl teams, and 19 Top 10 showings.

Eight ACC teams, in six different sports, representing five of the nine member institutions, earned a No. 1 ranking during the course of the past academic year.

The ACC Academic Honor Roll record was broken for the 12th-straight year in 1996-97 as 1,410 student-athletes were recognized for their work in the classroom.

THE CHAMPIONSHIPS


The ACC conducted championship competition in 24 sports during the 1997-98 academic year - 12 for men and 12 for women.

The first ACC championship was held in swimming on February 25, 1954. The conference did not conduct championships in cross country, wrestling or tennis during the first year.


The 12 sports for men include football, cross country, soccer, basketball, swimming, indoor and outdoor track, wrestling, baseball, tennis, golf, and lacrosse. Fencing, which was started in 1971, was discontinued in 1981.

Women's sports were initiated in 1977 with the first championship meet being held in tennis at Wake Forest University, October 6-8.

Conference championships are currently conducted in cross country, volleyball, field hockey, soccer, basketball, swimming, indoor and outdoor track, tennis, golf, lacrosse, and softball.



Florida State played NC State in last season's ACC Tournament in Greensboro, NC. The Tournament moves to Charlotte, NC in 1999.



*Florida State
joined the Atlantic
Coast Conference in
September of 1990.*

A HISTORY

The Atlantic Coast Conference was founded on May 8, 1953, at the Sedgefield Inn near Greensboro, N.C., with seven charter members – Clemson, Duke, Maryland, North Carolina, North Carolina State, South Carolina, and Wake Forest – drawing up the conference by-laws.

The withdrawal of seven schools from the Southern Conference came early on the morning of May 8, 1953, during the Southern Conference's annual spring meeting. On June 14, 1953, the seven members met in Raleigh, N.C., where a set of bylaws was adopted and the name became officially the Atlantic Coast Conference.

On December 4, 1953, conference officials met again at Sedgefield and officially admitted the University of Virginia. The first, and only, withdrawal of a school from the ACC came on June 30, 1971, when the University of South Carolina tendered its resignation.

The conference operated with seven members until April 3, 1978, when Georgia Tech was admitted. The Atlanta school withdrew from the Southeastern Conference in January of 1964.

The ACC expanded to nine members on July 1, 1991, with the addition of Florida State.

THE SCHOOLS

Clemson – Charter member of the SIAA in 1894, charter

member of the Southern Conference in 1921, charter member of the ACC in 1953.

Duke – Joined the Southern Conference in December 1928; charter member of the ACC in 1953.

Florida State – Charter member of the Dixie Conference in 1948, joined the Metro Conference in July, 1976; joined the ACC September 15, 1990.

Georgia Tech – Charter member of the SIAA in 1894, charter member of the Southern Conference in 1921, charter member of the SEC in 1932, joined the ACC in July, 1979.

Maryland – Charter member of the Southern Conference in 1921, charter member of the ACC in 1953.

North Carolina – Charter member of the SIAA in 1894, charter member of the Southern Conference in 1921, charter member of the ACC in 1953.

N.C. State – Charter member of the Southern Conference in 1921, charter member of the ACC in 1953.

Virginia – Charter member of the SIAA in 1894, charter member of the Southern Conference in 1921, resigned from the SC in December 1936, joined the ACC in December, 1953.

Wake Forest – Joined the Southern Conference in February, 1936, charter member of the ACC in 1953.

'97-'98 ACC Review

1997-98 Standings

Team	Conference					Overall					Vs. AP	Vs. USA	Last 10	Last 5	Streak	
	W	L	Pct	Home	Road	W	L	Pct	Home	Road						Neutral
Duke	15	1	.938	8-0	7-1	32	4	.889	15-0	8-2	9-2	7-3	8-3	8-2	3-2	Lost 1
North Carolina	13	3	.813	7-1	6-2	34	4	.895	12-1	9-2	13-1	12-2	13-2	8-2	4-1	Lost 1
Maryland	10	6	.625	6-2	4-4	21	11	.656	12-2	4-5	5-4	6-7	5-7	6-4	3-2	Lost 1
Wake Forest	7	9	.438	5-3	2-6	16	14	.533	12-4	3-7	1-3	2-7	1-7	4-6	2-3	Lost 1
Clemson	7	9	.438	5-3	2-6	18	14	.563	11-3	4-7	3-4	3-6	2-5	6-4	3-2	Lost 2
Georgia Tech	6	10	.375	3-5	3-5	19	14	.575	11-6	4-7	4-1	1-7	1-6	5-5	2-3	Lost 1
Florida State	6	10	.375	3-5	3-5	18	14	.563	9-5	6-6	3-3	3-6	3-6	3-7	2-3	Lost 1
NC State	5	11	.313	2-6	3-5	17	15	.531	12-7	3-6	2-2	3-6	2-7	5-5	2-3	Lost 1
Virginia	3	13	.188	3-5	0-8	11	19	.367	7-7	1-9	3-2	0-7	0-7	1-9	1-4	Lost 3

1997-98 Individual Statistics

POINTS PER GAME

Player, Team	G	FG	3P	FT	PTS	Avg.
Antawn Jamison, UNC	37	316	6	184	822	22.2
Matt Harpring, GaT	32	230	52	179	691	21.6
Norman Nolan, Uva	30	257	0	116	630	21.0
Dion Glover, GaT	33	222	45	119	608	18.4
Curtis Staples, Uva	30	169	130	75	543	18.1
Shammond Williams, UNC	38	209	86	133	637	16.8
Clint Harrison, NCS	32	184	80	83	531	16.6
Robert O'Kelley, WF	30	154	77	112	497	16.6
Greg Buckner, Clm	32	204	19	94	521	16.3
LaRon Profit, Md	32	184	34	104	506	15.8
Vince Carter, UNC	38	224	44	100	592	15.6
Roshawn McLeod, Duke	36	196	44	113	549	15.3
Rodney Elliot, Md	32	174	28	105	481	15.0
Trajan Langdon, Duke	36	171	85	101	528	14.7
Terrell McIntyre, Clm	29	129	56	88	402	13.9
Michael Maddox, GaT	33	163	48	63	437	13.2
Obinna Ekezie, Md	32	138	0	134	410	12.8
Randell Jackson, FSU	31	153	3	85	394	12.7
Tony Rutland, WF	28	109	67	70	355	12.7
Sarunas Jasikevicius, Md	32	135	60	66	396	12.4

REBOUNDS PER GAME

Player, Team	G	No.	Avg.
Antawn Jamison, UNC	37	389	10.5
Matt Harpring, GaT	32	302	9.4
Norman Nolan, Uva	30	276	9.2
Kenny Inge, NCS	32	238	7.4
Rodney Elliot, Md	32	236	7.4
Harold Jamison, CLM	32	232	7.3
Corey Louis, FSU	32	225	7.0
Michael Maddox, GaT	33	221	6.7
Alvin Jones, GaT	33	220	6.7
Obinna Ekezie, Md	32	207	6.5

FIELD GOAL PERCENTAGE

Player, Team	G	FGM	FGA	Pct.
Vince Carter, UNC	38	224	379	.591
Antawn Jamison, UNC	37	316	546	.579
Greg Buckner, Clm	32	204	380	.537
Norman Nolan, Uva	30	257	490	.524
Roshawn McLeod, Duke	36	196	397	.494
Shammond Williams, UNC	38	209	428	.488
Rodney Elliot, Md	32	174	359	.485
Matt Harpring, GaT	32	230	504	.456
LaRon Profit, Md	32	184	412	.447
Dion Glover, GaT	33	222	503	.441

BLOCKED SHOTS PER GAME

Player, Team	GP	No.	Avg.
Alvin Jones, GaT	33	141	4.3
Corey Louis, FSU	32	50	1.6
Shane Battier, Duke	36	53	1.5
Makhtar Ndiaye, UNC	38	54	1.4
Randell Jackson, FSU	31	37	1.2
Kris Hunter, Uva	25	29	1.2
Obinna Ekezie, Md	32	37	1.2
Karim Shabazz, FSU	32	37	1.2
Colin Ducharme, Uva	30	34	1.1
LaRon Profit, Md	32	36	1.1

THREE-POINT FGs PER GAME

Player, Team	G	3PM	3PA	AVG
Curtis Staples, Uva	30	130	333	4.3
Robert O'Kelley, WF	30	77	183	2.6
Clint Harrison, NCS	32	80	183	2.5
Tony Rutland, WF	28	67	169	2.4
Trajan Langdon, Duke	36	85	215	2.4
Shammond Williams, UNC	38	86	215	2.3
Terrell McIntyre, Clm	29	56	155	1.9
Sarunas Jasikevicius, Md	32	60	151	1.9
Steve Goolsby, WF	30	53	141	1.8
Archie Miller, NCS	32	55	130	1.7

ASSISTS PER GAME

Player, Team	GP	No.	Avg.
Ed Cota, UNC	37	274	7.4
Kerry Thompson, FSU	32	172	5.4
Terrell McIntyre, Clm	29	154	5.3
Terrell Stokes, Md	32	153	4.8
Steve Wojciechowski, Duke	36	164	4.6
Travis Spivey, GaT	33	143	4.3
Shammond Williams, UNC	38	161	4.2
Ishua Benjamin, NCS	32	120	3.8
Sarunas Jasikevicius, Md	32	116	3.6
Tony Rutland, WF	28	93	3.3

FREE THROW PERCENTAGE


Player, Team	G	FTM	FTA	Pct.
Shammond Williams, UNC	38	133	146	.911
Trajan Langdon, Duke	36	101	114	.886
Matt Harpring, GaT	32	179	221	.810
Robert O'Kelley, WF	30	112	139	.806
Tony Rutland, WF	28	70	87	.805
Terrell Baker, FSU	31	99	124	.798
Terrell McIntyre, Clm	29	88	113	.779
Curtis Staples, Uva	30	75	98	.765
Clint Harrison, NCS	32	83	113	.735
Randell Jackson, FSU	31	85	118	.720

THREE-POINT FG PERCENTAGE

Player, Team	G	3PM	3PA	Pct.
Clint Harrison, NCS	32	80	183	.437
Archie Miller, NCS	32	55	130	.423
Robert O'Kelley, WF	30	77	183	.421
Tony Christie, Clm	32	54	130	.415
Shammond Williams, UNC	38	86	215	.400
Sarunas Jasikevicius, Md	32	60	151	.397
Tony Rutland, WF	28	67	169	.396
Trajan Langdon, Duke	36	85	215	.395
Curtis Staples, Uva	30	130	333	.390
Steve Wojciechowski, Duke	36	54	139	.388

STEALS PER GAME

Player, Team	GP	No.	Avg.
LaRon Profit, Md	32	87	2.7
Dion Glover, GaT	33	70	2.1
Steve Wojciechowski, Duke	36	74	2.1
Ishua Benjamin, NCS	32	64	2.0
Terrell McIntyre, Clm	29	58	2.0
Terrell Baker, FSU	31	59	1.9
Kerry Thompson, FSU	32	60	1.9
Greg Buckner, Clm	32	51	1.6
Ed Cota, UNC	37	58	1.6
Travis Spivey, GaT	33	48	1.5



Karim Shabazz tied for fifth in the ACC in blocked shots last year.

'97-'98 ACC Review

1997-98 Team Statistics

SCORING OFFENSE

Team	G	PTS	PG
Duke	36	3082	85.6
North Carolina	38	3113	81.9
Maryland	32	2520	78.8
Georgia Tech	33	2518	76.3
Clemson	32	2399	72.2
Florida State	32	2287	71.5
Wake Forest	30	1974	65.8
Virginia	30	1972	65.7
NC State	32	2062	64.4

SCORING DEFENSE

Team	G	PTS	PG
NC State	32	1988	62.1
Duke	36	2308	64.1
Clemson	32	2090	65.3
North Carolina	38	2494	65.6
Wake Forest	30	1996	66.5
Florida State	32	2218	69.3
Virginia	30	2101	70.0
Maryland	32	2306	72.1
Georgia Tech	33	2382	72.2

SCORING MARGIN

Team	Avg.
Duke	21.5
North Carolina	16.3
Clemson	6.8
Maryland	6.7
Georgia Tech	4.1
NC State	2.3
Florida State	2.2
Wake Forest	-0.7
Virginia	-4.3

FIELD GOAL PERCENTAGE

Team	FGM	FGA	PCT
North Carolina	1131	2184	.518
Duke	1081	2278	.475
Clemson	842	1783	.472
Maryland	908	1969	.461
Florida State	836	1830	.457
Georgia Tech	882	2005	.440
Virginia	719	1637	.439
NC State	712	1634	.436
Wake Forest	645	1594	.405

FREE THROW PERCENTAGE

Team	FTM	FTA	PCT
NC State	439	613	.715
North Carolina	666	937	.711
Wake Forest	449	642	.699
Georgia Tech	523	766	.683
Maryland	538	794	.678
Duke	647	960	.674
Florida State	486	731	.665
Virginia	354	542	.653
Clemson	461	751	.614

3-POINT FG PERCENTAGE

Team	3PM	3PT	PCT
Wake Forest	235	619	.380
NC State	199	535	.372
Duke	273	739	.369
North Carolina	185	511	.362
Maryland	166	476	.349
Virginia	180	529	.340
Clemson	164	485	.338
Georgia Tech	231	715	.323
Florida State	129	438	.295

FIELD GOAL PERCENTAGE DEFENSE

Team	FGM	FGA	PCT
North Carolina	923	2403	.384
Florida State	766	1881	.407
Maryland	799	1957	.408
Georgia Tech	899	2193	.410
Duke	841	2045	.411
Virginia	720	1684	.428
Wake Forest	728	1696	.429
Clemson	677	1569	.431
NC State	716	1605	.446

REBOUND MARGIN

Team	GP	FOR	OPP	Avg.
North Carolina	38	39.8	32.3	7.5
Florida State	32	38.8	33.8	5.0
Virginia	30	36.3	32.3	4.1
Duke	36	38.3	35.3	2.9
Maryland	32	39.7	37.8	2.0
Clemson	32	33.8	32.3	1.6
Georgia Tech	33	39.9	38.7	1.3
Wake Forest	30	35.3	34.9	0.4
NC State	32	30.2	32.8	-2.7

TURNOVER MARGIN

Team	OPP	OWN	MAR
Duke	19.8	12.4	7.3
Clemson	16.4	12.6	3.8
Maryland	18.8	16.5	2.3
NC State	14.9	12.7	2.2
North Carolina	13.2	13.0	0.3
Wake Forest	12.6	14.0	-1.3
Georgia Tech	15.9	17.8	-2.0
Florida State	14.4	16.9	-2.5
Virginia	12.9	16.4	-3.5

3-POINT FIELD GOALS PER GAME

Team	G	3PM	3PA	Avg.
Wake Forest	30	235	619	7.8
Duke	36	273	739	7.6
Georgia Tech	33	231	715	7.0
NC State	32	199	535	6.2
Virginia	30	180	529	6.0
Maryland	32	166	476	5.2
Clemson	32	164	485	5.1
North Carolina	38	185	511	4.9
Florida State	32	129	438	4.0

BLOCKED SHOTS

Team	GP	No.	Avg.
Georgia Tech	33	209	6.3
Florida State	32	165	5.2
Duke	36	183	5.1
North Carolina	38	188	4.9
Maryland	32	158	4.9
Virginia	30	119	4.0
Wake Forest	30	104	3.5
NC State	32	92	2.9
Clemson	32	90	2.8

STEALS

Team	GP	No.	Avg.
Duke	36	339	9.4
Maryland	32	276	8.6
Clemson	32	256	8.0
Georgia Tech	33	253	7.7
NC State	32	237	7.4
Florida State	32	237	7.4
North Carolina	38	259	6.8
Virginia	30	134	4.5
Wake Forest	30	131	4.4

1997-98 All-Atlantic Coast Conference

FIRST TEAM

Antawn Jamison, Jr., North Carolina
 Matt Harpring, Sr., Georgia Tech
 Vince Carter, Jr., North Carolina
 Trajan Langdon, Jr., Duke
 Roshown McLeod, Sr., Maryland

SECOND TEAM

Norman Nolan, Sr., Virginia
 Ed Cota, So., North Carolina
 Shammond Williams, Sr., North Carolina
 C.C. Harrison, Sr., NC State
 Greg Buckner, Sr., Clemson

THIRD TEAM

Curtis Staples, Sr., Virginia
 Steve Wojciechowski, Sr., Duke
 Laron Profit, Jr., Maryland
 Terrell McIntyre, Jr., Clemson
 Rodney Elliot, Sr., Maryland

FRESHMAN TEAM

Dion Glover, Georgia Tech
 Robert O'Kelley, Wake Forest
 Shane Battier, Duke
 Kenny Inge, N.C. State
 Alvin Jones, Georgia Tech

Player of the Year: Antawn Jamison, Jr., (North Carolina) Coach of the Year: Bill Guthridge (North Carolina) Freshman of the Year: Robert O'Kelley (Wake Forest)