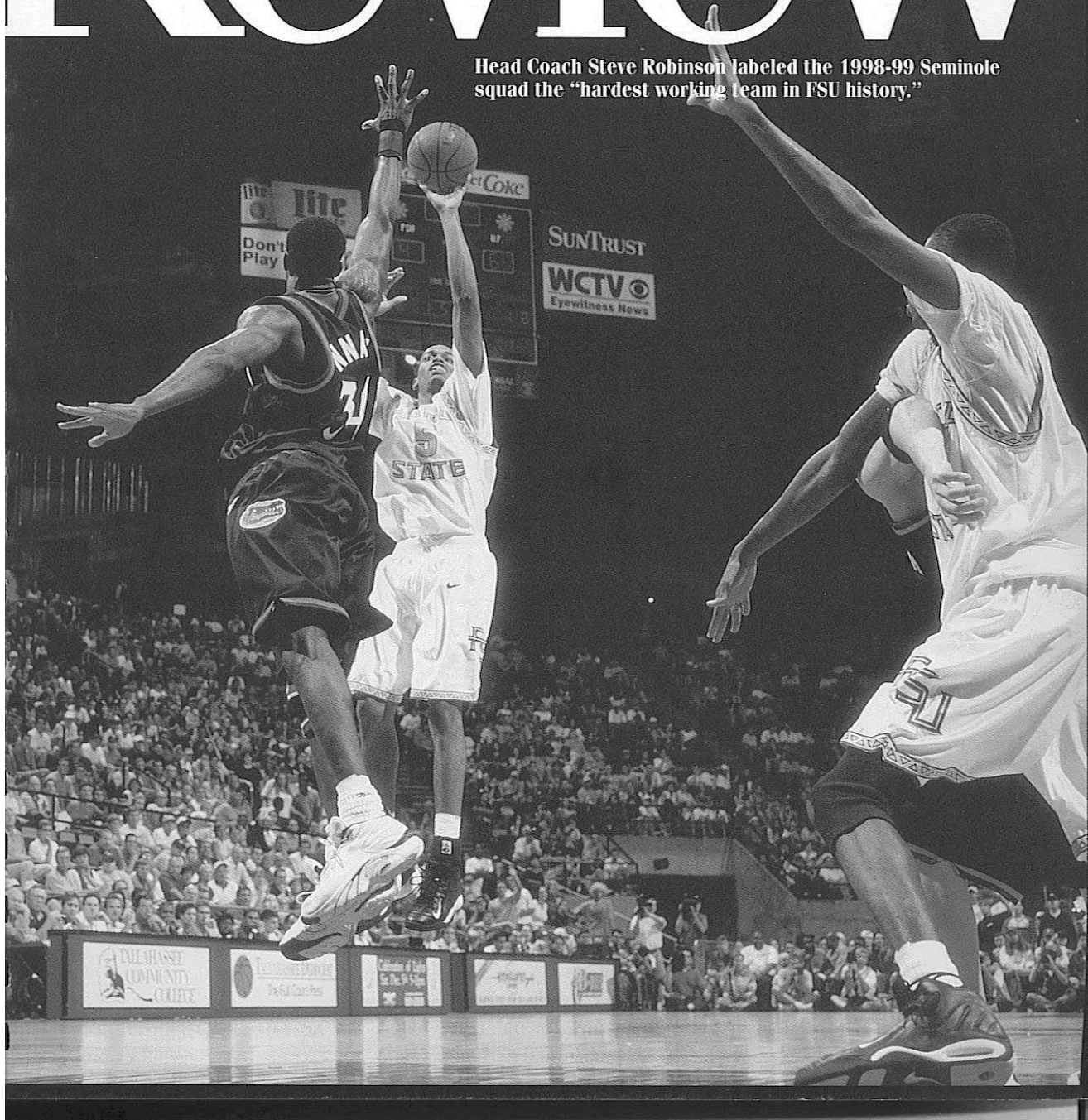



Review

Head Coach Steve Robinson labeled the 1998-99 Seminole squad the "hardest working team in FSU history."





Hard Work,

"This was the hardest working team in the history of Florida State Basketball."

Patience,

"I think I learned a great deal about patience this year."

Perseverance.

"We never gave up. We fought as long and as hard as we could."

Head coach Steve Robinson watched his squad fight through a roller-coaster season that wound up just a couple of close games away from a return to the NCAA tournament.

1998-99 Review

C

harging head-on into a schedule rated the second toughest in the nation last season, Florida State looked to make a mark in the toughest college basketball conference in the country - Atlantic Coast Conference - with one of the program's youngest teams in recent memory.


Hard work, patience and perseverance became catch phrases for Florida State head coach Steve Robinson.

"I learned a great deal about patience this year," Robinson said in the moments after the Seminoles ended their season with a loss to No. 5 Maryland at the ACC Tournament. "We had a lot of things to fight through during the course of the season. I am proud of our guys for the fight they showed. No doubt, this was the hardest working team in the history of Florida State basketball."

Robinson's second season as the Seminoles' head coach ended in a 13-17 record but could have easily finished the same way his first year did - in the NCAA Tournament.

Florida State fired out to a 5-2 record in its first seven ACC games and were in third place in the league behind top-ranked Duke and fifth-ranked Maryland at the midway point before going winless in the second half of the conference schedule. The Seminoles dropped three heart-breakers in its second go-around in the league that could very easily meant an 8-8 ACC record and an appearance in the postseason.

"I really think we headed in the right direction last season," Robinson said. "We may have taken more of a step in the right direction last year than we did in my first season because I was able to get across to our guys the need to compete and fight when things are not going your way." *(continued page 134)*



In 1998-99, Ron Hale emerged as one of the outstanding players in the ACC.

Robinson's attempt at pushing the program in the right direction took three big hits before the season was five games old. First, Randell Jackson, a 6-11 forward who would have been a senior on the 1998-99 Seminoles, decided to leave school early and enter the June NBA Draft.

Although he was not selected, Jackson made the Washington Wizards as a free agent.

Then, heralded recruit Damous Anderson, a junior college transfer from Metro Atlanta College, was not admitted to school for the fall semester. He would eventually enroll at the end of the fall and join the team midway through December.

Finally, after just five games, starting center Karim Shabazz, at 7-2 the tallest player in the history of the FSU program, left school to be closer to home.

"I didn't expect the loss of Randell," said Robinson, "and then we lost Karim. We had time to build around Randell not being back but a lot of that was spent on building around Karim."

What Robinson did have to work with were some solid perimeter players. Senior Terrell Baker was back, the only starter off of Florida State's 1997-98 NCAA Tournament team to return. Junior forward Ron Hale was coming off an outstanding performance off

the bench in the postseason and was expected to take a bigger role. Robinson could also count on newcomers Delvon Arrington and Adrian Crawford in the backcourt. A sophomore, Arrington sat out his first season in Tallahassee while Crawford, also a sophomore, was eligible after transferring from Tulsa.

The Seminoles opened their season on November 13 by pounding Sam Houston State 88-51 in the earliest opener in school history. FSU scored the first 16 points of the game and never looked back. Hale led the Tribe with 19 points while Baker added 16.

A home showdown with Florida was next before a sellout crowd in the Civic Center. Florida State trailed by 20 points early before fighting back into the game and cutting the deficit to five midway through the second half. The Seminoles eventually fell 82-66 despite 15 points and nine rebounds from Oliver Simmons.

FSU got back into the win column in its final tuneup before opening ACC play, downing Idaho 70-57 as Baker scored 17 points.

Florida State began to show its perseverance and fight in its league-opener at Virginia. The Seminoles trailed by 14 points with less than eight minutes to play but Adrian Crawford and Ron Hale keyed a late surge as FSU won 72-69.

A tough two-game non-conference stretch was next. Florida State hosted one of the nation's surprise teams in Auburn before going to preseason top 10 ranked Temple.

Against the Tigers, the Seminoles were down by 22 (60-38) with 14 minutes to go. Baker sparked a 26-10 run to close the gap to 70-64 with 2:15 to go, but FSU missed three straight free throws that could have gotten the deficit down to three. Baker hit six three-pointers and scored 24 points in an 80-68 loss.

Shabazz left the team the week after the game and the Seminoles seemed shorthanded with a trip to Temple upcoming. Again, Florida State showed the determination and fight that Robinson was seeking. FSU led for much of the first half before the Owls closed with a 33-27 lead at intermission. Temple led 60-47 with less than

five minutes to play but the Seminoles fought back to within four (69-65) with less than a minute to play. Crawford hit seven three-pointers and scored 25 points but Florida State fell 75-66.

The Seminoles headed East on 1-10 for a game at Jacksonville next. Baker had 17 points, seven rebounds and six steals to spark a 72-53 win over the Dolphins and former FSU player and head coach Hugh Durham, now the head coach at JU.

Anderson's arrival and Hale's first career double-double were the highlights of Florida State's 80-43 win over Georgia Southern. Hale had 24 points and 10 rebounds while Anderson had four points and six rebounds in 18 minutes.

A 10-day round trip followed as the Seminoles played at Butler then went directly to Honolulu for the Rainbow Classic.

FSU was flat at Butler and ended up falling 77-65. Hale was the lone bright spot with 20 points and 11 rebounds.

Florida State left Indianapolis at 6:00 a.m. on Christmas eve and, 16 hours later, landed in Hawaii. The team spent Christmas Day in Honolulu and enjoyed sightseeing around the island prior to taking on Princeton in the first round of the tournament.


An ESPN national television audience witnessed the contest as the two teams locked in a low-scoring, defensive battle. The Seminoles trailed by 11 at halftime but began to take control in the second half. FSU took a 46-45 lead with just under six minutes to play but were held scoreless the rest of the way and fell 50-46.

The loss to the Tigers dropped Florida State into the consolation bracket of the event. Thirteen hours after their opener, the Seminoles were back on the floor against Mississippi State.


Hale and Baker sparked FSU to its most complete win of the season to that point in a 69-58 decision. Hale had 19 points while Baker added 16.

The win put the Seminoles into the consolation championship game against Murray State. Baker was the game's dominant player, scoring 29 points, and grabbing nine rebounds as FSU won in overtime 80-76 to claim fifth place.


Senior Terrell Baker capped his career at FSU by scoring 28 points in an ACC tournament win over Clemson.



Despite starting the season shorthanded, the Seminoles found themselves in third place in the ACC by mid-season, with a 5-2 conference record.



In addition to the emergence of Ron Hale, the development of returning players Delvon Arrington (below), Damous Anderson and Adrian Crawford gave Steve Robinson cause for optimism about the 1999-2000 season.



It was back to ACC play as 1999 rolled in with No. 11 North Carolina visiting Tallahassee in the first game of the new year. Florida State led 31-28 at halftime and 40-37 with 13 minutes to play before wearing down. The Tar Heels used its bigger frontline and outscored FSU 35-14 to close the game for a 72-54 win.

The Seminoles best stretch of the season came on the heels of the loss to UNC. Florida State would win four of its next five, all ACC games, with its lone loss coming at top-ranked Duke.

The streak started with a 75-56 win at Georgia Tech. The victory was sparked by Hale's 24 points and Anderson's 15-point, seven-rebound effort. Arrington quarterbacked the FSU attack with 13 assists, the fourth highest figure in school history. It was the most lopsided road win in the ACC for Florida State and marked the first time in school history that the Seminoles won their first two league road games.

Hale enjoyed the best game of his career in Florida State's next outing, a 70-64 win over No. 25 Clemson. Hale poured in a career-high 31 points on 10-of-14 shooting while Baker added 20 points and six boards. It would be the Seminoles' only win over a ranked team in 1998-99.

Florida State's date with the No. 1 Blue Devils in Cameron Indoor Stadium was up next. FSU hung tough for the first 18 minutes but a 29-8 run at the close of the first half and start of the second gave Duke a commanding 67-38 lead on the way to a 98-73 win. Anderson showed that he was one of the league's best newcomers with a 23-point, nine-rebound game.

The Seminoles came back home for wins over Wake Forest and NC State to

push their league mark to 5-2. Hale had 21 points and seven rebounds in the 74-68 win over the Demon Deacons and posted his third career double-double with 25 points and 10 caroms against the Wolfpack. Anderson added 19 points as FSU downed NC State 71-59.

Florida State entered its next game at fifth-ranked Maryland tied for second in the conference with the Terrapins behind Duke. Again, FSU hung tough for a half but the Terrapins used their size advantage to wear the Seminoles down in a 107-87 decision.

The start of the second half of the ACC schedule came with the Virginia game in Tallahassee. Florida State led 54-53 with less than five minutes to play but went cold from the field. The Cavaliers meanwhile hit seven second half-three-pointers and won 67-60.

FSU tried to shake off the tough loss with its final non-conference game of the season. Baker scored 21 points and Hale added 16 in a 77-66 win over South Florida at home.

At 5-4 in the ACC, Florida State headed into a stretch with two of its next three games on the road - at No. 12 North Carolina and at Clemson. The Seminoles were not up to the challenge in either of those games, losing 98-64 to the Tar Heels and 78-45 to the Tigers in their worst performances of the year.

Sandwiched between the two losses was one of the most exciting games the Leon County Civic Center has seen in recent memory. Georgia Tech jumped out to an early 20-point lead only to see FSU battle back. The Seminoles sent the game into overtime when Crawford hit a runner from the lane with 4.5 seconds to go to knot the game at 91. Five Seminoles eventually fouled out, including four starters, so it was up to the bench to come through. Sophomore reserve Ronald Thompson did just that in the first extra session, scoring all eight of his career-high points in the period as it ended tied at 103. The Yellow Jackets size finally wore down Florida State on the way to a 111-108 double overtime win. FSU almost forced a third overtime but a Thompson three-pointer was off the mark with 10 seconds to go. After a wild scramble, the ball ended up in the hands of Crawford, whose 30-footer

went in then rolled out at the buzzer. Baker had 26 points while Hale added 24.

The Seminoles' final two home games of the season were against No. 1 Duke and No. 5 Maryland. Duke again exerted its size to down Florida State 85-59. Maryland meanwhile fought off FSU 84-75.

Florida State's last two road games of the year were also memorable. At Wake Forest, the Tribe held a 57-38 lead with eight minutes to play but squandered it and lost 67-65. Arrington hit a 15-footer that would have forced overtime but officials ruled that the shot came after the buzzer.

In its road finale, Florida State played the regular season game in storied Reynolds Coliseum on the NC State campus. The Seminoles trailed by 12 at intermission and by 18 with 14:20 to play but rallied to whittle the deficit down to four. FSU could get no closer and was dealt a 71-64 defeat.

Florida State's ACC Tournament troubles became a memory as the Seminoles' opened up the tourney with an 87-85 overtime win over Clemson, marking the program's first conference tournament victory since 1992. In a game eerily similar to the double overtime loss to Georgia Tech just three weeks earlier, FSU found a way to win five players (four starters) fouled out. Baker scored 28, Crawford had 20 and Anderson added 18, but it was freshman forward Antwan Dixon that was the difference-maker. He scored all five of his points in overtime and collected five rebounds in 10 minutes.

The Seminoles' season came to an end the next day with a 93-69 loss to fifth-ranked Maryland. Anderson led FSU with 14 points.

Despite its final record, Robinson was pleased with his team's effort.

"We had the chips stacked against us on many nights," Robinson said, "but we never gave up. We fought as long and as hard as we could."

The development of Hale, who led Florida State and ranked among the ACC's leaders in four categories, was a bright spot. As was the play of Anderson, Arrington and Crawford.

"We learned a lot and fortunately most of those guys are back in 1999-2000 to show what they have learned."

Game 1 Sam Houston State



Vol. 13

Florida State scored the first 16 points of the game and never looked back as it opened the 1998-99 season with a 88-51 win at home over Sam Houston State. The Seminoles held the Bearkats without a field goal for the first 7:20 and led 42-20 at halftime. Ron Hale led FSU with a career-high 19 points and six rebounds while Terrell Baker added 16 points and sophomore Delvon Arrington, playing in his first college game, added 14 points. The Seminoles hit 51.7 percent from the floor (31-of-60) and beat the Sam Houston 45-20 on the boards. The win was the FSU's ninth straight on opening night and came in the earliest game in program history.

Florida State		88		Game 1			
Sam Houston State		51		Nov. 13, 1998, 7:00 p.m.			
Leon County Civic Center							
Florida State	FGA	3-PT	REB	FF	AT TO BS ST MN TP		
Hale (F)	6-6	1-2	6-7	4	0 0 0 0 1 22 19		
Simmons (F)	3-5	0-0	0-0	2	0 0 0 0 1 3 26 4		
Shabazz (C)	4-5	0-0	1-1	2	0 0 0 0 0 0 20 0		
Baker (G)	6-9	1-1	3-6	1	4 0 0 0 0 2 16 16		
Arrington (G)	4-7	1-2	5-6	1	2 0 0 0 0 4 14 14		
Crawford	1-6	0-0	1-1	0	1 1 0 0 0 0 11 4		
Maft	2-4	0-0	1-1	0	0 0 0 0 0 0 11 4		
Thompson	1-4	0-0	1-1	0	0 0 0 0 0 0 11 4		
Dixon	1-4	0-0	1-1	0	0 0 0 0 0 0 11 4		
Maths	3-8	0-0	0-0	1	1 1 0 0 0 0 9 9		
Chishek	0-0	0-0	0-0	0	0 0 0 0 0 0 0 0		
Daniels	0-0	0-0	0-0	0	0 0 0 0 0 0 0 0		
Mims	0-0	0-0	0-0	0	0 0 0 0 0 0 0 0		
TEAM			3-34				
Totals	31-60	6-11	20-27	15-30	45-21 14 18 7 10 200 88		
First Half - FG: 15-25 (60.0); 3-FG: 2-4 (50.0); FT: 10-17 (58.8)							
Officials: Gordon, Jones, Elliot					Technical: None		



Terrell Baker opened his senior season with 16 points and four assists as the Seminoles downed Sam Houston State, 88-51.

Game 2 Florida



Vol. 20

Greg Stolt came off the bench to hit five three-pointers, all in the second half, as Florida held off an early second rally by Florida State and beat the Seminoles 82-66. The Gators raced to a 36-16 lead only to watch FSU close the first half with a 16-4 run to cut the deficit to 40-32 at intermission. Florida State got to within five points at the 15-minute mark (46-41) but Stolt hit three straight three and LaDarius Halton added another - all within 1:50 - to key a 16-3 run that boosted Florida to a 62-44 lead. Oliver Simmons led the Seminoles with a career-high 15 points and nine rebounds. Adrian Crawford and Terrell Baker each scored 13 and Karim Shabazz posted a double-double with 11 points and 13 rebounds. FSU forced 26 Gator turnovers but hit just 25-of-75 from the field (33.3 percent), including only 4-of-24 from three-point range (16.7 percent).

Florida State		66		Game 2		
Florida		82		Nov. 20, 1998, 7:00 p.m.		
Leon County Civic Center						
Florida State	FGA	3-PT	REB	FF	AT TO BS ST MN TP	
Hale (F)	2-10	0-4	3-4	4	2 1 0 0 1 27 7	
Simmons (F)	7-10	0-0	1-3	4	0 2 0 0 0 0 33 15	
Shabazz (C)	4-9	0-0	3-5	2	0 0 0 0 0 2 34 11	
Baker (G)	4-17	1-6	4-6	1	4 0 0 0 0 1 13 13	
Arrington (G)	3-9	0-0	1-1	1	4 0 0 0 0 0 30 15	
Crawford	5-14	0-0	2-2	0	1 4 0 0 0 0 30 15	
Thompson	1-4	0-0	0-0	1	0 0 0 0 0 0 4 4	
Maft	0-0	0-0	0-0	0	0 0 0 0 0 0 0 0	
Maths	0-0	0-0	0-0	0	0 0 0 0 0 0 0 0	
Dixon	0-0	0-0	0-0	0	0 0 0 0 0 0 0 0	
TEAM			2-2			
Totals	25-75	4-24	12-25	22-19	40-21 11 17 4 10 200 66	
First Half - FG: 11-38 (28.9); 3-FG: 1-11 (9.1); FT: 8-14 (57.1)						
Officials: Wood, Hess, Cooney					Technical: None	

Game 7 Jacksonville Dec. 17

Terrell Baker scored 17 points and Ron Hale added 16 as Florida State snapped a two-game losing streak with a 72-53 victory at Jacksonville. The Seminoles scored 21 of the game's first 27 points on the way to a 36-27 half-time lead. FSU opened the second half with a 14-4 run to put the game away. Florida State shot a season-high 51.8 percent from the floor (29-of-56) and beat the Dolphins 37-24 on the glass. The Seminoles also forced 22 JU turnovers as Baker had six steals and Delvon Arrington added four. Oliver Simmons chipped in with 14 points and eight rebounds and Arrington career-high 10 assists.

Florida State		72		Game 7									
Jacksonville		53		Dec. 17, 1998, 7:30 p.m.									
		Jacksonville Coliseum, Jacksonville, FL											
Florida State	3-PT	REB	Jacksonville										
FGA	FGA	ODT	FGA	3-PT	REB	ODT							
FGA	FGA	FF	FGA	ODT	FF	AT TO BS ST MN TP							
FGA	FGA	AT TO BS ST MN TP	FGA	FGA	FGA	FGA							
Hale (F)	22	22	23	0/0	4	2	1	0	2	17	10		
Simmons (F)	8-11	0/0	2/3	4-4	2	2	1	0	1	20	14		
Matt (C)	3-2	0/0	0/0	2-2	4	0	3	0	1	20	4		
Baker (G)	6-14	2/5	3/4	2/17	3	2	5	0	6	34	17		
Arrington (G)	2-4	0/2	0/2	0/3	1	10	4	0	4	30	4		
Crawford (G)	3-10	2/5	0/0	0/0	1	1	3	0	1	25	5		
Thompson	3-5	0/0	1/1	1/3	1	1	2	0	1	20	7		
Chibek	0-0	0/0	0/0	0/0	0	0	0	0	0	0	0		
Dion	1-2	0/0	0/0	0/1	1	0	1	0	0	6	2		
Mathis	0-0	0/0	0/0	0/0	1	0	1	0	0	2	0		
Daniels	0-0	0/0	0/0	0/0	0	0	0	0	0	1	0		
Mims	0-0	0/0	0/0	0/0	0	0	0	0	0	1	0		
TEAM	29	0/0	0/0	0/0	0	0	0	0	0	1	0		
Totals		29-56	6-18	8-12	11-29	37-17	16	22	1	15	200	72	
First Half - FG: 15-35 (42.9); 3-FG: 3-11 (27.3); FT: 3-5 (60.0)													
Officials: Pello, Shea, Smith		Technicals: FSU - Hale											

Game 8 Georgia Southern Dec. 20

Ron Hale posted career-highs with 24 points and 10 rebounds and Florida State used a suffocating defense to rout Georgia Southern 80-43. Hale scored 12 of FSU's first 16 points on the way to the first double-double of his career. The Seminoles jumped out to leads of 16-3 and 35-9 in building a 46-16 half-time advantage. Florida State outrebounded the Eagles 47-35 and forced 19 GSU miscues. Three other FSU players finished in double figures: Terrell Baker (16), Emanuel Mathis (11) and Oliver Simmons (10).

Florida State		80		Game 8									
Georgia Southern		43		Dec. 20, 1998, 2:00 p.m.									
		Leon County Civic Center											
Florida State	3-PT	REB	Georgia Southern										
FGA	FGA	ODT	FGA	3-PT	REB	ODT							
FGA	FGA	FF	FGA	ODT	FF	AT TO BS ST MN TP							
FGA	FGA	AT TO BS ST MN TP	FGA	FGA	FGA	FGA							
Hale (F)	8-12	1/2	7/9	3-10	1	2	0	0	0	21	24		
Simmons (F)	5-10	0/0	0/0	2-13	1	0	0	0	0	22	10		
Matt (C)	0-6	0/0	0/0	0-6	0	0	0	0	0	15	0		
Baker (G)	6-10	2/5	2/2	1-4	1	4	0	0	1	21	16		
Crawford (G)	1-6	0/2	2/2	1-4	0	6	2	0	0	21	4		
Arrington	0-0	0/0	0/0	0-0	2	7	1	4	1	15	2		
Thompson	1-2	0/0	0/0	0-2	0	0	0	0	1	12	4		
Anderson	0-4	0/0	0/0	0-4	0	0	1	1	1	15	4		
Chibek	1-2	0/1	1/1	0-1	2	1	2	0	0	12	3		
Dion	0-2	0/1	0/0	1/1	0	1	1	0	0	14	0		
Mathis	4-7	0/0	0/0	0-1	0	0	0	0	0	12	11		
Daniels	0-0	0/0	0/0	0-0	0	0	0	0	0	4	0		
Mims	0-1	0/0	0/0	0-1	1	0	0	0	0	3	0		
Hill	0-1	0/0	0/0	0-0	0	0	0	0	0	2	0		
Skars	0-0	0/0	0/0	0-0	0	0	0	0	0	1	0		
TEAM	29	0/0	0/0	0/0	0	0	0	0	0	1	0		
Totals		28-70	7-21	17-20	19-29	47-14	21	7	2	9	200	80	
First Half - FG: 15-34 (44.1); 3-FG: 4-9 (44.4); FT: 12-12 (100.0)													
Officials: Hess, Gordon, Hill		Technicals: None											

Game 9 Butler Dec. 23

Butler hit 75.0 percent from the field in the second half (12-of-16) and the Bulldogs converted on 28-of-36 from the free throw line in a 77-65 home win over Florida State. The Seminoles led just once in the contest, 20-19 at the 6:31 mark of the first half. Butler owned a 30-27 advantage at intermission and stretched its lead to as many as 19 points in the second half (63-44). FSU tried to rally behind the three-point shooting of Adrian Crawford and Ron Hale. Crawford buried three and Hale two as the Seminoles cut the deficit to 10 with 2:11 to play but the Tribe could not get any closer. Andy Hirschy led a balanced Butler attack with 13 points and hit 9-of-10 from the line. The Bulldogs shot 52.4 percent from the field (22-of-42) and had 18 assists to 12 turnovers. FSU was led by Hale, who posted his second consecutive double-double with 20 points and a career-best 11 rebounds. Florida State outrebounded Butler 35-25 but turned the ball over 17 times and hit just 5-of-11 from the free throw line.

Florida State		65		Game 9									
Butler		77		Dec. 23, 1998, 7:00 p.m.									
		Hinkle Fieldhouse, Indianapolis, IN											
Florida State	3-PT	REB	Butler										
FGA	FGA	ODT	FGA	3-PT	REB	ODT							
FGA	FGA	FF	FGA	ODT	FF	AT TO BS ST MN TP							
FGA	FGA	AT TO BS ST MN TP	FGA	FGA	FGA	FGA							
Hale (F)	8-17	2/2	2/2	5-11	4	3	3	1	1	36	20		
Simmons (F)	4-10	0/0	0/0	2-13	3	1	1	1	0	22	0		
Matt (C)	0-0	0/0	0/0	1-1	1	0	0	0	0	13	0		
Baker (G)	2-6	1/6	0/0	2-4	5	1	3	0	2	24	9		
Arrington (G)	6-10	1-4	0/0	2-6	3	4	3	0	2	29	13		
Crawford	4-13	4/9	0/0	1-4	2	3	3	0	0	30	12		
Thompson	1-2	0/0	0-1	0-1	0	0	0	0	1	8	3		
Anderson	2-6	0-1	3/3	2-4	3	2	1	0	1	22	13		
Chibek	0-1	0/0	0/0	0-0	1	1	1	0	0	8	0		
Dion	0-0	0/0	0/0	0-0	0	0	0	0	0	0	0		
Mathis	0-0	0/0	0/0	0-0	2	0	0	0	0	0	0		
TEAM	29	0/0	0/0	0/0	2	0	0	0	0	2	0		
Totals		22-42	5-11	28-36	7-18	25-14	18	12	2	9	200	77	
First Half - FG: 10-26 (38.5); 3-FG: 1-5 (20.0); FT: 9-9 (100.0)													
Officials: Clark, Peto, Sauder		Technicals: None											

Game 10 Princeton Dec. 28

Gabe Lewulis scored 14 points and Brian Earl added 13 as Princeton upended Florida State 50-46 in the opening round of the Rainbow Classic. FSU took a 46-45 lead with 5:49 to play on a layup by Adrian Crawford but did not score the rest of the way. Earl hit a driving layup to give the Tigers a 47-46 lead at the 3:17 mark, then Mason Rocca scored off an offensive rebound at the 1:05 mark to make it 49-46. The Seminoles missed a pair of three-pointers in the final minute for a chance to tie the game. Terrell Baker led Florida State with 13 points while Ron Hale added 10.

Florida State		46		Game 10									
Princeton		50		Dec. 28, 1998, 8:00 p.m.									
		Stan Sheriff Center, Honolulu, HI											
Florida State	3-PT	REB	Princeton										
FGA	FGA	ODT	FGA	3-PT	REB	ODT							
FGA	FGA	FF	FGA	ODT	FF	AT TO BS ST MN TP							
FGA	FGA	AT TO BS ST MN TP	FGA	FGA	FGA	FGA							
Hale (F)	5-8	2/2	0/0	0/0	4	1	1	2	38	10			
Simmons (F)	2-4	0/0	0/0	2-4	2	0	0	0	1	24	4		
Matt (C)	0-1	0/0	0/0	0-0	1	0	0	0	0	12	0		
Baker (G)	5-13	3/6	0/0	0-4	1	3	3	0	3	28	13		
Arrington (G)	1-7	1/3	0/0	0-0	1	3	1	0	1	25	3		
Crawford	4-9	1-4	0/0	1-2	2	3	0	0	0	29	9		
Anderson	3-4	0/0	1/1	1-4	2	0	1	0	0	30	7		
Thompson	0-0	0/0	0/0	0-0	1	0	1	0	0	3	0		
Chibek	0-0	0/0	0/0	0-0	0	0	0	0	0	0	0		
TEAM	29	0/0	0/0	0/0	2	2	2	0	0	1	0		
Totals		18-44	7-16	3-5	8-17	25-11	15	7	1	7	200	46	
First Half - FG: 8-21 (38.1); 3-FG: 4-7 (57.1); FT: 3-4 (75.0)													
Officials: Thornley, Hartzel, Smith		Technicals: None											

Game 11 Mississippi State Dec. 29

Ron Hale scored 10 of his 19 points during a 17-5 Florida State run in the second half and the Seminoles held off a furious Mississippi State rally down the stretch to secure a 69-58 win over the Bulldogs in the consolation round of the Rainbow Classic. Hale's play during the FSU spurt helped the Seminoles build a 54-36 lead with 7:55 to go, but Mississippi State stormed back with a 20-3 run over the next 5:11 to make it 57-56. Florida State never relinquished the lead and hit 8-of-10 from the line in the final 2:30 to seal the win. Terrell Baker added 16 points for FSU while Damous Anderson and Adrian Crawford each scored 10. The Seminoles hit a season-best 54.2 percent from the floor (26-of-48) and committed just 10 turnovers.

Florida State													Mississippi State														
69													58														
Game 11													Game 11														
Dec. 29, 1998, 1:30 p.m.													Dec. 29, 1998, 1:30 p.m.														
Stan Sheriff Center, Honolulu, HI													Stan Sheriff Center, Honolulu, HI														
Florida State	FGA	3-PT FGA	FTA	REB	ODT	PF	AT	TO	BS	ST	MV	TP	Mississippi State	FGA	3-PT FGA	FTA	REB	ODT	PF	AT	TO	BS	ST	MV	TP		
Hale (F)	7:11	0:2	5:6	14:5	2	0	1	3	1	32	19		Hamilton	4:11	1:4	2:2	0:4	4	1	3	0	0	0	0	31	11	
Simmons (F)	3:4	0:0	0:2	0:1	1	0	1	0	1	32	6		Roberts	3:5	0:0	1:2	0:4	1	1	0	0	0	0	0	0	0	
Mott (C)	1:1	0:0	0:0	1:4	2	0	1	0	1	17	2		Washington	6:10	0:0	4:7	4:4	3	1	1	0	0	0	0	0	0	0
Staver (G)	7:0	1:2	1:2	1:5	2	0	3	0	1	30	6		Winters	2:5	1:5	0:0	0:0	2	1	1	0	0	0	0	0	0	0
Arrington (G)	1:7	0:3	4:4	0:3	2	0	0	0	0	30	6		White	3:4	1:3	0:0	1:4	2	0	0	0	0	0	0	0	0	0
Crawford	3:0	2:4	2:4	0:2	0	0	1	0	0	28	10		Myles	1:3	0:1	0:1	0:2	0	0	0	0	0	0	0	0	0	0
Anderson	4:5	0:0	2:2	1:2	0	0	1	0	1	27	10		Marshall	3:6	3:6	0:0	1:2	1	1	1	1	1	1	1	1	1	1
Matis	0:0	0:0	0:0	0:0	0	0	0	0	0	4	0		Jackson	1:1	0:0	0:0	1:4	1	1	0	0	0	0	0	0	0	0
TEAM				2:5						Deatrick Rec 2			Johnson	0:2	0:2	0:2	0:1	0	0	0	0	0	0	0	0	0	
Totals	25-43	3-10	14-20	61-95	12	13	10	4	5	200	69		Fatterson	0:1	0:0	0:0	0:0	0	0	0	0	0	0	0	0	0	
First Half - FG: 13-24 (54.2); 3-FG: 1-5 (20.0); FT: 2-4 (50.0)														Totals													
Officials: Dixon, Funes, Yoshida														Technicals: None													
													First Half - FG: 6-25 (24.0); 3-FG: 1-10 (10.0); FT: 5-9 (55.6)														
													FSU														
													Miss. State														
													Attn: 4,682														



Ron Hale fought for 17 points, but it was not enough as the Seminoles fell to North Carolina, 72-54.

Game 12 Murray State Dec. 30


Terrell Baker missed 6-of-8 free throws in the final 42 seconds of regulation but atoned by scoring nine points in overtime, including 5-of-6 from the line, as Florida State downed Murray State 80-76 to take fifth place in the Rainbow Classic. The Seminoles appeared to have the game in hand, leading 62-55 with 51 seconds left in regulation but the Racers, aided by Baker's missed free throws, outscored FSU 11-4 during that span to tie the game at 66. Florida State had a chance to win at the close of regulation but Adrian Crawford's three-point attempt was off the mark at the buzzer. Baker, a 75 percent free throw shooter on the year, made two from the line with 2:40 left in overtime to give the Seminoles the lead for good. Baker scored a career-high 29 points to lead FSU while Crawford added 14. Damous Anderson (11) and Oliver Simmons (10) also scored in double figures for Florida State. The Seminoles were outrebounded 50-28 but committed only 11 turnovers and posted a season-best 16 steals.

Florida State													Murray State													
80													76 (OT)													
Game 12													Game 12													
Dec. 30, 1998, 1:30 p.m.													Dec. 30, 1998, 1:30 p.m.													
Stan Sheriff Center, Honolulu, HI													Stan Sheriff Center, Honolulu, HI													
Florida State	FGA	3-PT FGA	FTA	REB	ODT	PF	AT	TO	BS	ST	MV	TP	Murray State	FGA	3-PT FGA	FTA	REB	ODT	PF	AT	TO	BS	ST	MV	TP	
Hale (F)	1:3	0:3	5:6	13:6	4	2	2	0	0	33	7		Murray	3:12	0:3	1:1	14:5	4	0	5	0	0	0	41	7	
Simmons (F)	4:5	0:0	2:4	14:5	1	0	0	0	0	31	10		Spencer	9:19	0:0	2:4	24:10	4	3	4	2	2	44	15		
Mott (C)	0:5	0:0	0:0	1:5	1	0	0	1	0	21	0		Virji	3:9	0:0	2:2	6:9	3	2	1	0	1	31	3		
Baker (G)	9:14	2:4	19:19	0:5	4	1	3	4	4	40	20		Travis	4:9	2:4	2:2	0:5	3	2	0	1	1	40	26		
Arrington (G)	5:4	0:1	5:6	0:4	0	0	0	0	0	34	9		Pease	3:15	4:2	5:4	0:0	0	0	0	0	0	3	46		
Crawford	5:12	2:8	2:2	10:1	1	0	0	0	0	33	14		Floyd	0:1	0:0	1:2	1:2	1	0	0	0	0	0	0	0	
Anderson	4:5	0:0	0:3	0:2	1	1	2	3	2	29	11		Gay	0:2	0:0	0:0	0:0	1	0	0	0	0	0	0	0	
TEAM				1:2						Deatrick Rec 7			Turner	0:2	0:1	0:0	2:0	1	0	1	0	1	0	0	0	
Totals	24-55	4-13	28-39	52-83	17	11	6	16	225	80		TEAM				3:5										
First Half - FG: 12-26 (46.2); 3-FG: 3-8 (37.5); FT: 4-4 (100.0)														Totals												
Officials: Weber, Tanks, Lewis														Technicals: None												
													First Half - FG: 12-33 (36.4); 3-FG: 1-4 (25.0); FT: 0-0 (0.0)													
													FSU													
													Murray St.													
													Attn: 7,780													

Game 13 North Carolina Jan. 6

Ademola Okulaja scored 19 points and grabbed 13 rebounds and Brendan Haywood added 15 points and 11 boards as 11th-ranked North Carolina used a big second half to down Florida State 72-54. FSU led 31-28 at intermission and 40-37 with 13 minutes to play. The Tar Heels responded as Okulaja scored 12 points and Haywood added seven in a 35-14 run to close the game. The Seminoles committed only 10 turnovers and forced UNC into 20, but were outrebounded 46-21 and were outscored 23-1 at the free throw line. Ron Hale was the only Florida State player in double figures with 17 points.

Florida State													No. 11 North Carolina													
54													72													
Game 13													Game 13													
Jan. 6, 1999, 7:00 p.m.													Jan. 6, 1999, 7:00 p.m.													
Leon County Civic Center													Leon County Civic Center													
Florida State	FGA	3-PT FGA	FTA	REB	ODT	PF	AT	TO	BS	ST	MV	TP	No. 11 North Carolina	FGA	3-PT FGA	FTA	REB	ODT	PF	AT	TO	BS	ST	MV	TP	
Hale (F)	7:17	2:9	1:2	3:2	4	2	2	0	2	32	17		Okulaja	5:10	4:6	3:10	13	1	3	2	0	0	0	39	19	
Simmons (F)	4:5	0:0	0:0	2:4	6	0	1	1	1	31	6		Ling	3:6	0:0	3:4	3:3	1	0	4	0	1	0	28	8	
Mott (C)	2:2	0:0	0:0	0:2	3	0	1	0	1	12	4		Haywood	6:10	0:0	5:8	5:11	1	1	2	0	0	0	36	15	
Baker (G)	2:11	1:5	0:0	0:1	0:0	1	1	0	1	31	6		Cooper	3:6	1:2	5:6	2:3	1	1	0	1	0	1	33	13	
Arrington (G)	3:9	2:6	0:0	0:1	4	6	4	0	1	31	8		Cota	1:7	0:5	5:7	0:4	0	7	7	1	1	1	39	7	
Crawford	3:13	2:4	0:0	0:1	0	2	0	0	1	16	8		Owers	3:4	0:0	0:0	0:3	2	0	2	0	0	0	19	8	
Anderson	2:5	0:0	0:0	2:1	2	0	1	1	1	29	4		Newcy	0:0	0:0	0:0	0:0	0	0	0	0	0	0	1	0	
Thompson	0:0	0:0	0:0	0:1	0	0	0	0	0	1	0		Cully	0:1	0:0	0:1	0	0	0	0	0	0	0	0	0	
Dixon	0:0	0:0	0:0	0:0	0	0	0	0	0	1	0		Benderker	0:0	0:0	0:0	0:0	0	0	0	0	0	0	0	0	
TEAM				2:3						Deatrick Rec 0			TEAM				3:4									
Totals	23-63	7-31	1-2	42-72	13	10	3	8	200	54		Totals	21-44	7-15	23-31	15-31	46	9	10	20	5	3	200	72		
First Half - FG: 15-30 (50.0); 3-FG: 5-18 (27.8); FT: 0-1 (0.0)														First Half - FG: 7-17 (41.2); 3-FG: 2-6 (33.3); FT: 12-14 (85.7)												
Officials: Harzell, Edsall & Steed														Technicals: None												
													FSU													
													UNC													
													Attn: 6,132													



Ron Hale's career-best 31 points led the Seminoles to a 70-64 victory over No. 25 Clemson. Hale hit 10-of-14 from the field, 3-of-4 from three-point range and 8-of-10 from the line while grabbing five rebounds and rejecting three shots.

Game 14 Georgia Tech

Ron Hale matched a career-high with 24 points and Delvon Arrington added a career-best 13 assists and seven rebounds to lead Florida State to a 75-56 win at Georgia Tech, its most lopsided ACC road win in school history. The Seminoles jumped on top of the Yellow Jackets at the outset, scoring 21 of the game's first 26 points. Hale led the charge with 10 points. FSU led 30-22 at intermission but Tech cut the lead to 38-32 at the 14:30 mark. Florida State responded with a 19-6 run, keyed by Hale's eight points, to stretch the lead to 57-38 and put the game away. Damous Anderson established season-highs with 15 points and seven rebounds and two other Seminoles scored in double figures: Terrell Baker (13) and Oliver Simmons (12). FSU held the Jackets to 36.2 percent shooting (21-of-58) and forced 24 turnovers. The win marked the first time Florida State had won its first two ACC road games and equalled the Seminoles' best start in conference play.

Florida State		75		Game 14	
Georgia Tech		56		Jan. 9, 1999, 12:00 p.m.	
Alexander Memorial Coliseum, Atlanta, GA					
Florida State	FGA	FGA	FTA	REB	ODDT
Hale (F)	10-14	3-4	2-2	2-4	2-4
Simmons (F)	3-8	1-1	5-8	1-3	5
Mott (C)	0-1	0-0	0-0	0-0	0-0
Baker (G)	5-11	1-3	0-0	1-3	1-3
Arrington (G)	1-6	0-1	4-4	1-3	2-2
Crawford	1-5	0-2	0-1	1-3	2
Anderson	5-7	0-0	5-7	3-4	7
Dixon	0-1	0-0	0-0	0-0	0
Morris	0-1	0-0	0-0	0-0	0
Thompson	1-1	0-0	0-0	0-0	0
Morris	0-0	0-0	0-0	0-0	0
Hull	0-1	0-1	0-0	0-0	0
TEAM	1-0-1	0-0-0	0-0-0	0-0-0	0-0-0
Totals	27-62	4-11	17-24	13-24	21-17
First Half - FG: 13-32 (37.5%); 3-FG: 3-4 (75%); FT: 5-6 (83.3%)	Georgia Tech				
	FGA	FGA	FTA	REB	ODDT
Bucci	1-4	0-1	2-4	3-3	3
Collier	6-12	1-3	4-4	1-3	4
Jones	2-5	0-0	2-4	3-5	5
Royce	5-10	2-5	0-0	4-5	2
Harris	3-14	1-5	0-0	1-3	1
Wines	2-7	2-6	0-0	0-2	5
LaBarne	1-5	0-0	0-0	0-0	0
Ferry	0-0	0-0	0-0	0-0	0
Hally	1-1	0-0	0-0	0-1	0
TEAM	0-1-1	0-0-0	0-0-0	0-0-0	0-0-0
Totals	21-58	6-26	8-14	12-25	37-20
First Half - FG: 7-26 (26.9%); 3-FG: 4-14 (28.6%); FT: 4-4 (100%)	FSU				
	FGA	FGA	FTA	REB	ODDT
FSU	30	45	75		
Ga. Tech	22	34	56		
Officials: Rose, Wood & Hess	Technical: None				

Game 15 Clemson

Ron Hale poured in a career-high 31 points and Terrell Baker added 20 as Florida State downed No. 25 Clemson 70-64 for its second straight win. Hale scored 16 of FSU's 27 first half points as the Seminoles led by two at intermission (27-25). The Tigers opened the second half by outscoring Florida State 15-9 to take a 40-36 lead with 12 minutes to play. But Hale scored eight points and Delvon Arrington added six in a 20-4 FSU run that gave the Seminoles a 56-44 lead at the 5:30 mark. Clemson closed to within one point (65-64) with 21 seconds to go on a Johnny Miller three-pointer but Hale hit three free throws and Baker made two to seal the win. Florida State shot 52.1 percent from the floor (25-of-48) and committed just eight turnovers while holding the Tigers to 41.8 percent shooting (23-of-55). Hale's 31-point performance was FSU's first 30-point game since Bob Sura hit for 30 on Jan. 4, 1995 against Virginia.

Florida State		70		Game 15	
No. 25 Clemson		64		Jan. 12, 1999, 9:00 p.m.	
Leon County Civic Center					
Florida State	FGA	FGA	FTA	REB	ODDT
Hale (F)	10-14	3-4	8-10	1-4	5
Simmons (F)	3-7	0-0	2-4	2-5	5
Mott (C)	0-0	0-0	0-0	0-0	0
Baker (G)	8-11	1-3	3-4	1-5	2
Arrington (G)	3-7	0-0	1-4	0-1	2
Crawford	1-7	0-0	0-0	0-0	0
Anderson	0-2	0-0	0-0	0-0	0
Dixon	0-0	0-0	0-0	0-0	0
Thompson	0-0	0-0	0-0	0-0	0
TEAM	0-0	0-0	0-0	0-0	0
Totals	25-49	5-15	15-23	6-23	29-14
First Half - FG: 11-29 (37.9%); 3-FG: 2-9 (22.2%); FT: 3-5 (60%)	No. 25 Clemson				
	FGA	FGA	FTA	REB	ODDT
White	1-5	0-1	1-2	1-2	0
Jamison	5-10	0-0	2-5	1-1	0
Wideman	0-4	0-0	2-4	0-0	0
Miller	3-8	2-5	0-0	2-1	0
McIntyre	2-10	1-1	1-2	2-4	0
Christie	2-8	1-4	0-0	1-1	0
Jurkunas	2-3	1-2	0-0	1-1	0
Sooner	0-0	0-0	0-0	0-0	0
Akerspach	1-1	0-0	0-0	1-4	0
TEAM	0-0	0-0	0-0	0-0	0
Totals	23-55	12-23	6-8	10-20	30-22
First Half - FG: 10-28 (35.7%); 3-FG: 5-9 (55.6%); FT: 0-0 (0.0%)	FSU				
	FGA	FGA	FTA	REB	ODDT
FSU	27	43	70		
Clemson	25	39	64		
Officials: Paillo, Valentine & Jones	Technical: None				

Game 16 Duke

Duke's Elton Brand scored 27 points and grabbed 13 rebounds while teammate William Avery added 21 points to lead the second-ranked Blue Devils to a 98-73 win over Florida State. Brand dominated play down low, hitting 11-of-15 from the field as Duke made 55.6 percent of its shots (35-of-63). His follow at the first half buzzer capped a 7-0 run that gave the Blue Devils a 45-30 lead at intermission. Duke took command in the second half by coming out of the locker room with a 22-8 run to take a 67-38 lead. The closest FSU would get the rest was 19 points (70-51). Damous Anderson led the Seminoles with a season-best 23 points and nine rebounds.

Florida State		73		Game 16	
No. 2 Duke		98		Jan. 16, 1999, 1:00 p.m.	
Cameron Indoor Stadium, Durham, NC					
Florida State	FGA	FGA	FTA	REB	ODDT
Hale (F)	3-10	0-2	0-0	0-1	3
Simmons (F)	2-7	0-0	1-2	1-1	0
Mott (C)	0-1	0-0	0-0	0-0	0
Baker (G)	5-14	0-2	1-2	4	0
Arrington (G)	4-11	1-2	0-1	6	0
Crawford	2-15	1-4	1-2	1-3	1
Anderson	10-14	0-1	3-4	4	1
Dixon	0-1	0-0	0-0	0-0	0
Morris	0-0	0-0	0-0	0-0	0
Thompson	0-0	0-0	0-0	0-0	0
Morris	0-0	0-0	0-0	0-0	0
TEAM	0-0	0-0	0-0	0-0	0
Totals	30-67	2-11	11-19	13-17	30-20
First Half - FG: 12-34 (35.3%); 3-FG: 1-5 (20.0%); FT: 5-7 (71.4%)	No. 2 Duke				
	FGA	FGA	FTA	REB	ODDT
Carroll	1-4	0-0	1-2	0-4	1
Burgess	1-1	0-0	3-3	0-2	0
Brand	11-15	0-0	5-8	5-10	4
Landon	6-14	4-9	3-4	0-1	0
Haley	1-10	4-6	4-4	1-3	0
Center	4-11	0-1	0-2	2-4	0
Maggiore	3-8	1-1	0-0	2-4	0
James	3-4	1-2	3-4	1-1	0
Domaski	0-2	0-0	0-0	0-0	0
Simmons	0-0	0-0	0-0	0-0	0
TEAM	0-0	0-0	0-0	0-0	0
Totals	35-63	10-19	16-27	14-28	42-19
First Half - FG: 18-33 (54.5%); 3-FG: 5-9 (55.6%); FT: 4-7 (57.1%)	FSU				
	FGA	FGA	FTA	REB	ODDT
FSU	30	43	73		
Duke	45	53	98		
Officials: Hartzell, Hest & Steed	Technical: FSU - Robinson				



Delvon Arrington had nine points, seven assists and five steals, but it wasn't enough in a 67-60 loss to Virginia.

Game 19
Maryland  Jan. 27

Maryland starting post players Obinna Ekezie and Terence Morris combined to score 38 points on 13-of-19 shooting to lead the fourth-ranked Terrapins to a 107-87 win over Florida State. Ekezie hit 7-of-12 from the floor and scored 22 points while Morris hit 6-of-7 and added 18 as Maryland dominated play near the basket. The Terrapins led 31-30 with 5:49 remaining in the opening half but Steve Francis, who finished with 21 points, scored eight points to key a 28-11 run at the close of the first 20 minutes and to open the second half to give Maryland a 59-41 lead. FSU never got closer than 12 the rest of the way. The Terrapins hit 21-of-33 from the field in the first half (63.6 percent) while taking a 50-40 lead into the locker room. Maryland outscored FSU 52-32 in the paint, outrebounded the Seminoles 35-25 and forced 23 turnovers. Ron Hale led Florida State with 22 points while Terrell Baker added 18 and Adrian Crawford had 17.

Florida State		87		Game 19																																																																																																																																																																																																																																																																																																											
No. 4 Maryland		107		Jan. 27, 1999, 8:00 p.m.																																																																																																																																																																																																																																																																																																											
Cole Field House, College Park, MD																																																																																																																																																																																																																																																																																																															
<table border="1"> <thead> <tr> <th>Florida State</th> <th>3-PT</th> <th>REB</th> </tr> <tr> <th>FGA</th> <th>FGA</th> <th>FTIA</th> </tr> </thead> <tbody> <tr> <td>Hale (F)</td> <td>7-15</td> <td>14</td> <td>7-7</td> <td>3-14</td> <td>2</td> <td>3</td> <td>3</td> <td>0</td> <td>1</td> <td>34</td> <td>22</td> </tr> <tr> <td>Simmons (F)</td> <td>2-6</td> <td>0</td> <td>0</td> <td>2-5</td> <td>3</td> <td>0</td> <td>1</td> <td>0</td> <td>0</td> <td>19</td> <td>4</td> </tr> <tr> <td>Mull (G)</td> <td>1-3</td> <td>0</td> <td>0</td> <td>3-5</td> <td>4</td> <td>0</td> <td>2</td> <td>2</td> <td>1</td> <td>16</td> <td>3</td> </tr> <tr> <td>Baker (G)</td> <td>7-14</td> <td>14</td> <td>34</td> <td>2-4</td> <td>4</td> <td>3</td> <td>4</td> <td>1</td> <td>4</td> <td>34</td> <td>18</td> </tr> <tr> <td>Arrington (G)</td> <td>3-6</td> <td>3</td> <td>44</td> <td>0-0</td> <td>4</td> <td>7</td> <td>8</td> <td>0</td> <td>3</td> <td>30</td> <td>12</td> </tr> <tr> <td>Anderson</td> <td>5-7</td> <td>0</td> <td>12</td> <td>3-8</td> <td>4</td> <td>2</td> <td>0</td> <td>0</td> <td>1</td> <td>31</td> <td>11</td> </tr> <tr> <td>Crawford</td> <td>5-12</td> <td>4</td> <td>34</td> <td>2-13</td> <td>1</td> <td>6</td> <td>4</td> <td>0</td> <td>0</td> <td>31</td> <td>17</td> </tr> <tr> <td>Dixon</td> <td>0-2</td> <td>0</td> <td>2</td> <td>0-0</td> <td>0</td> <td>0</td> <td>0</td> <td>0</td> <td>0</td> <td>2</td> <td>0</td> </tr> <tr> <td>Mattis</td> <td>0-0</td> <td>0</td> <td>0</td> <td>0-0</td> <td>0</td> <td>0</td> <td>0</td> <td>0</td> <td>0</td> <td>1</td> <td>0</td> </tr> <tr> <td>TEAM</td> <td>0-0</td> <td>0</td> <td>0</td> <td>0-0</td> <td>0</td> <td>0</td> <td>0</td> <td>0</td> <td>0</td> <td>1</td> <td>0</td> </tr> <tr> <td>Totals</td> <td>30-63</td> <td>8-19</td> <td>19-23</td> <td>15-10-23</td> <td>20</td> <td>23</td> <td>3</td> <td>10</td> <td>20</td> <td>200</td> <td>87</td> </tr> </tbody> </table>		Florida State	3-PT	REB	FGA	FGA	FTIA	Hale (F)	7-15	14	7-7	3-14	2	3	3	0	1	34	22	Simmons (F)	2-6	0	0	2-5	3	0	1	0	0	19	4	Mull (G)	1-3	0	0	3-5	4	0	2	2	1	16	3	Baker (G)	7-14	14	34	2-4	4	3	4	1	4	34	18	Arrington (G)	3-6	3	44	0-0	4	7	8	0	3	30	12	Anderson	5-7	0	12	3-8	4	2	0	0	1	31	11	Crawford	5-12	4	34	2-13	1	6	4	0	0	31	17	Dixon	0-2	0	2	0-0	0	0	0	0	0	2	0	Mattis	0-0	0	0	0-0	0	0	0	0	0	1	0	TEAM	0-0	0	0	0-0	0	0	0	0	0	1	0	Totals	30-63	8-19	19-23	15-10-23	20	23	3	10	20	200	87	<table border="1"> <thead> <tr> <th>No. 4 Maryland</th> <th>3-PT</th> <th>REB</th> </tr> <tr> <th>FGA</th> <th>FGA</th> <th>FTIA</th> </tr> </thead> <tbody> <tr> <td>Profit</td> <td>3-6</td> <td>34</td> <td>0-0</td> <td>1-34</td> <td>3</td> <td>0</td> <td>4</td> <td>0</td> <td>0</td> <td>24</td> <td>9</td> </tr> <tr> <td>Morris</td> <td>6-7</td> <td>0</td> <td>44</td> <td>5-16</td> <td>1</td> <td>4</td> <td>3</td> <td>0</td> <td>2</td> <td>31</td> <td>16</td> </tr> <tr> <td>Ekezie</td> <td>7-12</td> <td>0</td> <td>0</td> <td>9-10</td> <td>3-4</td> <td>3</td> <td>1</td> <td>1</td> <td>4</td> <td>29</td> <td>22</td> </tr> <tr> <td>Francis</td> <td>8-11</td> <td>0</td> <td>0</td> <td>9-10</td> <td>3-5</td> <td>3</td> <td>3</td> <td>1</td> <td>3</td> <td>35</td> <td>21</td> </tr> <tr> <td>Stokes</td> <td>1-2</td> <td>1-1</td> <td>32</td> <td>0-0</td> <td>3</td> <td>0</td> <td>3</td> <td>0</td> <td>0</td> <td>1</td> <td>3</td> </tr> <tr> <td>Dixon</td> <td>4-8</td> <td>0</td> <td>0</td> <td>0-0</td> <td>2</td> <td>2</td> <td>2</td> <td>0</td> <td>2</td> <td>13</td> <td>10</td> </tr> <tr> <td>Baker</td> <td>4-8</td> <td>11</td> <td>0</td> <td>1-10</td> <td>3</td> <td>0</td> <td>1</td> <td>1</td> <td>0</td> <td>15</td> <td>9</td> </tr> <tr> <td>Mittel</td> <td>1-4</td> <td>0</td> <td>0</td> <td>0-5</td> <td>1</td> <td>4</td> <td>1</td> <td>0</td> <td>1</td> <td>16</td> <td>3</td> </tr> <tr> <td>Mansbach</td> <td>5-6</td> <td>0</td> <td>0</td> <td>1-1</td> <td>2</td> <td>0</td> <td>1</td> <td>1</td> <td>1</td> <td>10</td> <td>13</td> </tr> <tr> <td>Fields</td> <td>1-1</td> <td>0</td> <td>0</td> <td>0-0</td> <td>0</td> <td>0</td> <td>0</td> <td>0</td> <td>0</td> <td>1</td> <td>2</td> </tr> <tr> <td>Wekins</td> <td>0-0</td> <td>0</td> <td>0</td> <td>0-0</td> <td>0</td> <td>0</td> <td>0</td> <td>0</td> <td>0</td> <td>1</td> <td>0</td> </tr> <tr> <td>TEAM</td> <td>0-0</td> <td>0</td> <td>0</td> <td>0-0</td> <td>1-0-1</td> <td>0</td> <td>0</td> <td>0</td> <td>0</td> <td>1</td> <td>0</td> </tr> <tr> <td>Totals</td> <td>38-61</td> <td>6-11</td> <td>25-28</td> <td>15-20-32</td> <td>25</td> <td>21</td> <td>7</td> <td>11</td> <td>20</td> <td>200</td> <td>107</td> </tr> </tbody> </table>		No. 4 Maryland	3-PT	REB	FGA	FGA	FTIA	Profit	3-6	34	0-0	1-34	3	0	4	0	0	24	9	Morris	6-7	0	44	5-16	1	4	3	0	2	31	16	Ekezie	7-12	0	0	9-10	3-4	3	1	1	4	29	22	Francis	8-11	0	0	9-10	3-5	3	3	1	3	35	21	Stokes	1-2	1-1	32	0-0	3	0	3	0	0	1	3	Dixon	4-8	0	0	0-0	2	2	2	0	2	13	10	Baker	4-8	11	0	1-10	3	0	1	1	0	15	9	Mittel	1-4	0	0	0-5	1	4	1	0	1	16	3	Mansbach	5-6	0	0	1-1	2	0	1	1	1	10	13	Fields	1-1	0	0	0-0	0	0	0	0	0	1	2	Wekins	0-0	0	0	0-0	0	0	0	0	0	1	0	TEAM	0-0	0	0	0-0	1-0-1	0	0	0	0	1	0	Totals	38-61	6-11	25-28	15-20-32	25	21	7	11	20	200	107
Florida State	3-PT	REB																																																																																																																																																																																																																																																																																																													
FGA	FGA	FTIA																																																																																																																																																																																																																																																																																																													
Hale (F)	7-15	14	7-7	3-14	2	3	3	0	1	34	22																																																																																																																																																																																																																																																																																																				
Simmons (F)	2-6	0	0	2-5	3	0	1	0	0	19	4																																																																																																																																																																																																																																																																																																				
Mull (G)	1-3	0	0	3-5	4	0	2	2	1	16	3																																																																																																																																																																																																																																																																																																				
Baker (G)	7-14	14	34	2-4	4	3	4	1	4	34	18																																																																																																																																																																																																																																																																																																				
Arrington (G)	3-6	3	44	0-0	4	7	8	0	3	30	12																																																																																																																																																																																																																																																																																																				
Anderson	5-7	0	12	3-8	4	2	0	0	1	31	11																																																																																																																																																																																																																																																																																																				
Crawford	5-12	4	34	2-13	1	6	4	0	0	31	17																																																																																																																																																																																																																																																																																																				
Dixon	0-2	0	2	0-0	0	0	0	0	0	2	0																																																																																																																																																																																																																																																																																																				
Mattis	0-0	0	0	0-0	0	0	0	0	0	1	0																																																																																																																																																																																																																																																																																																				
TEAM	0-0	0	0	0-0	0	0	0	0	0	1	0																																																																																																																																																																																																																																																																																																				
Totals	30-63	8-19	19-23	15-10-23	20	23	3	10	20	200	87																																																																																																																																																																																																																																																																																																				
No. 4 Maryland	3-PT	REB																																																																																																																																																																																																																																																																																																													
FGA	FGA	FTIA																																																																																																																																																																																																																																																																																																													
Profit	3-6	34	0-0	1-34	3	0	4	0	0	24	9																																																																																																																																																																																																																																																																																																				
Morris	6-7	0	44	5-16	1	4	3	0	2	31	16																																																																																																																																																																																																																																																																																																				
Ekezie	7-12	0	0	9-10	3-4	3	1	1	4	29	22																																																																																																																																																																																																																																																																																																				
Francis	8-11	0	0	9-10	3-5	3	3	1	3	35	21																																																																																																																																																																																																																																																																																																				
Stokes	1-2	1-1	32	0-0	3	0	3	0	0	1	3																																																																																																																																																																																																																																																																																																				
Dixon	4-8	0	0	0-0	2	2	2	0	2	13	10																																																																																																																																																																																																																																																																																																				
Baker	4-8	11	0	1-10	3	0	1	1	0	15	9																																																																																																																																																																																																																																																																																																				
Mittel	1-4	0	0	0-5	1	4	1	0	1	16	3																																																																																																																																																																																																																																																																																																				
Mansbach	5-6	0	0	1-1	2	0	1	1	1	10	13																																																																																																																																																																																																																																																																																																				
Fields	1-1	0	0	0-0	0	0	0	0	0	1	2																																																																																																																																																																																																																																																																																																				
Wekins	0-0	0	0	0-0	0	0	0	0	0	1	0																																																																																																																																																																																																																																																																																																				
TEAM	0-0	0	0	0-0	1-0-1	0	0	0	0	1	0																																																																																																																																																																																																																																																																																																				
Totals	38-61	6-11	25-28	15-20-32	25	21	7	11	20	200	107																																																																																																																																																																																																																																																																																																				
First Half - FG: 14-35 (40.0%); 3-FG: 5-13 (38.5%); FT: 7-9 (77.8%) Officials: Essal, Hess, Pello Technicals: None		First Half - FG: 11-33 (33.3%); 3-FG: 1-4 (25.0%); FT: 7-8 (87.5%) FSU Maryland Attn: 14,500																																																																																																																																																																																																																																																																																																													

Game 20
Virginia  Jan. 30

Donald Hand scored 22 points and Chris Williams added 18 as Virginia, tied for last place in the ACC, upset Florida State, tied for third, 67-60. Hand and Adam Hall led a Cavalier three-point barrage in the second half that keyed the UVA win. Hand scored 16 points and hit three from beyond the arc in the final 20 minutes while Hall scored all 11 of his points after intermission and hit three threes as well. The score was tied 24 after a sloppy first half but Virginia came out of the locker room with a 12-3 run to take a nine-point lead (30-27). The Seminoles battled back though by outscoring the Cavaliers 27-18 over the next 10 minutes and took its final lead (54-53) on a pair of Delvon Arrington free throws with 4:55 to play. UVA responded by scoring the next eight points on three-pointers by Hand and Hall and a pair of Hand free throws. Virginia iced the game by going 6-of-6 from the line in the final minute. After going 0-of-5 from three-point range in the first half, the Cavaliers hit 7-of-10 in the final 20 minutes. Ron Hale scored 19 points to lead Florida State, which shot an ACC season-low 35.6 percent from the field (21-of-59).

Florida State		60		Game 20																																																																																																																																																																																																																																																											
Virginia		67		Jan. 30, 1999, 12:00 p.m.																																																																																																																																																																																																																																																											
Leon County Civic Center																																																																																																																																																																																																																																																															
<table border="1"> <thead> <tr> <th>Florida State</th> <th>3-PT</th> <th>REB</th> </tr> <tr> <th>FGA</th> <th>FGA</th> <th>FTIA</th> </tr> </thead> <tbody> <tr> <td>Hale (F)</td> <td>7-13</td> <td>1-5</td> <td>4-7</td> <td>1-34</td> <td>1</td> <td>0</td> <td>0</td> <td>1</td> <td>1</td> <td>36</td> <td>19</td> </tr> <tr> <td>Simmons (F)</td> <td>1-3</td> <td>0</td> <td>1-3</td> <td>0-0</td> <td>1</td> <td>0</td> <td>2</td> <td>0</td> <td>0</td> <td>19</td> <td>3</td> </tr> <tr> <td>Baker (G)</td> <td>0-2</td> <td>0</td> <td>0</td> <td>3-3</td> <td>1</td> <td>0</td> <td>0</td> <td>0</td> <td>0</td> <td>15</td> <td>0</td> </tr> <tr> <td>Arrington (G)</td> <td>2-2</td> <td>4-5</td> <td>3-7</td> <td>0-0</td> <td>4</td> <td>6</td> <td>2</td> <td>0</td> <td>4</td> <td>32</td> <td>6</td> </tr> <tr> <td>Anderson</td> <td>2-6</td> <td>0-2</td> <td>5-8</td> <td>0-2</td> <td>3</td> <td>7</td> <td>4</td> <td>0</td> <td>0</td> <td>33</td> <td>9</td> </tr> <tr> <td>Anderson</td> <td>4-10</td> <td>0-0</td> <td>2-2</td> <td>5-16</td> <td>3</td> <td>0</td> <td>0</td> <td>0</td> <td>1</td> <td>31</td> <td>13</td> </tr> <tr> <td>Crawford</td> <td>5-11</td> <td>2-7</td> <td>0-0</td> <td>0-0</td> <td>4</td> <td>1</td> <td>0</td> <td>0</td> <td>1</td> <td>21</td> <td>13</td> </tr> <tr> <td>Dixon</td> <td>0-0</td> <td>0-0</td> <td>0-0</td> <td>0-0</td> <td>0</td> <td>0</td> <td>0</td> <td>0</td> <td>0</td> <td>2</td> <td>0</td> </tr> <tr> <td>Chase</td> <td>0-0</td> <td>0-0</td> <td>0-0</td> <td>0-0</td> <td>1</td> <td>0</td> <td>0</td> <td>0</td> <td>0</td> <td>1</td> <td>0</td> </tr> <tr> <td>TEAM</td> <td>0-0</td> <td>0-0</td> <td>0-0</td> <td>0-0</td> <td>0-0</td> <td>0</td> <td>0</td> <td>0</td> <td>0</td> <td>1</td> <td>0</td> </tr> <tr> <td>Totals</td> <td>21-59</td> <td>5-18</td> <td>13-21</td> <td>14-14-28</td> <td>14</td> <td>10</td> <td>1</td> <td>12</td> <td>20</td> <td>200</td> <td>60</td> </tr> </tbody> </table>		Florida State	3-PT	REB	FGA	FGA	FTIA	Hale (F)	7-13	1-5	4-7	1-34	1	0	0	1	1	36	19	Simmons (F)	1-3	0	1-3	0-0	1	0	2	0	0	19	3	Baker (G)	0-2	0	0	3-3	1	0	0	0	0	15	0	Arrington (G)	2-2	4-5	3-7	0-0	4	6	2	0	4	32	6	Anderson	2-6	0-2	5-8	0-2	3	7	4	0	0	33	9	Anderson	4-10	0-0	2-2	5-16	3	0	0	0	1	31	13	Crawford	5-11	2-7	0-0	0-0	4	1	0	0	1	21	13	Dixon	0-0	0-0	0-0	0-0	0	0	0	0	0	2	0	Chase	0-0	0-0	0-0	0-0	1	0	0	0	0	1	0	TEAM	0-0	0-0	0-0	0-0	0-0	0	0	0	0	1	0	Totals	21-59	5-18	13-21	14-14-28	14	10	1	12	20	200	60	<table border="1"> <thead> <tr> <th>Virginia</th> <th>3-PT</th> <th>REB</th> </tr> <tr> <th>FGA</th> <th>FGA</th> <th>FTIA</th> </tr> </thead> <tbody> <tr> <td>Derson</td> <td>1-5</td> <td>0-2</td> <td>6-7</td> <td>0-53</td> <td>3</td> <td>0</td> <td>3</td> <td>0</td> <td>0</td> <td>30</td> <td>8</td> </tr> <tr> <td>Hall</td> <td>4-8</td> <td>3-5</td> <td>0-1</td> <td>5-27</td> <td>5</td> <td>5</td> <td>8</td> <td>0</td> <td>4</td> <td>37</td> <td>11</td> </tr> <tr> <td>Williams</td> <td>3-16</td> <td>0-3</td> <td>0-0</td> <td>1-7-8</td> <td>4</td> <td>3</td> <td>4</td> <td>0</td> <td>1</td> <td>43</td> <td>13</td> </tr> <tr> <td>Watson</td> <td>1-2</td> <td>0-0</td> <td>4-5</td> <td>1-34</td> <td>4</td> <td>3</td> <td>4</td> <td>0</td> <td>0</td> <td>21</td> <td>6</td> </tr> <tr> <td>Hand</td> <td>6-11</td> <td>4-5</td> <td>6-6</td> <td>0-5-5</td> <td>1</td> <td>3</td> <td>2</td> <td>0</td> <td>1</td> <td>32</td> <td>22</td> </tr> <tr> <td>Hunter</td> <td>1-5</td> <td>0-0</td> <td>0-0</td> <td>1-4-5</td> <td>2</td> <td>0</td> <td>0</td> <td>0</td> <td>2</td> <td>1</td> <td>3</td> </tr> <tr> <td>Lemke</td> <td>0-0</td> <td>0-0</td> <td>0-0</td> <td>0-1-1</td> <td>0</td> <td>0</td> <td>0</td> <td>0</td> <td>0</td> <td>3</td> <td>0</td> </tr> <tr> <td>TEAM</td> <td>0-0</td> <td>0-0</td> <td>0-0</td> <td>0-0-4</td> <td>0-0-4</td> <td>0</td> <td>0</td> <td>0</td> <td>0</td> <td>1</td> <td>0</td> </tr> <tr> <td>Totals</td> <td>22-45</td> <td>7-15</td> <td>16-19</td> <td>10-27-37</td> <td>12</td> <td>20</td> <td>5</td> <td>7</td> <td>20</td> <td>200</td> <td>67</td> </tr> </tbody> </table>		Virginia	3-PT	REB	FGA	FGA	FTIA	Derson	1-5	0-2	6-7	0-53	3	0	3	0	0	30	8	Hall	4-8	3-5	0-1	5-27	5	5	8	0	4	37	11	Williams	3-16	0-3	0-0	1-7-8	4	3	4	0	1	43	13	Watson	1-2	0-0	4-5	1-34	4	3	4	0	0	21	6	Hand	6-11	4-5	6-6	0-5-5	1	3	2	0	1	32	22	Hunter	1-5	0-0	0-0	1-4-5	2	0	0	0	2	1	3	Lemke	0-0	0-0	0-0	0-1-1	0	0	0	0	0	3	0	TEAM	0-0	0-0	0-0	0-0-4	0-0-4	0	0	0	0	1	0	Totals	22-45	7-15	16-19	10-27-37	12	20	5	7	20	200	67
Florida State	3-PT	REB																																																																																																																																																																																																																																																													
FGA	FGA	FTIA																																																																																																																																																																																																																																																													
Hale (F)	7-13	1-5	4-7	1-34	1	0	0	1	1	36	19																																																																																																																																																																																																																																																				
Simmons (F)	1-3	0	1-3	0-0	1	0	2	0	0	19	3																																																																																																																																																																																																																																																				
Baker (G)	0-2	0	0	3-3	1	0	0	0	0	15	0																																																																																																																																																																																																																																																				
Arrington (G)	2-2	4-5	3-7	0-0	4	6	2	0	4	32	6																																																																																																																																																																																																																																																				
Anderson	2-6	0-2	5-8	0-2	3	7	4	0	0	33	9																																																																																																																																																																																																																																																				
Anderson	4-10	0-0	2-2	5-16	3	0	0	0	1	31	13																																																																																																																																																																																																																																																				
Crawford	5-11	2-7	0-0	0-0	4	1	0	0	1	21	13																																																																																																																																																																																																																																																				
Dixon	0-0	0-0	0-0	0-0	0	0	0	0	0	2	0																																																																																																																																																																																																																																																				
Chase	0-0	0-0	0-0	0-0	1	0	0	0	0	1	0																																																																																																																																																																																																																																																				
TEAM	0-0	0-0	0-0	0-0	0-0	0	0	0	0	1	0																																																																																																																																																																																																																																																				
Totals	21-59	5-18	13-21	14-14-28	14	10	1	12	20	200	60																																																																																																																																																																																																																																																				
Virginia	3-PT	REB																																																																																																																																																																																																																																																													
FGA	FGA	FTIA																																																																																																																																																																																																																																																													
Derson	1-5	0-2	6-7	0-53	3	0	3	0	0	30	8																																																																																																																																																																																																																																																				
Hall	4-8	3-5	0-1	5-27	5	5	8	0	4	37	11																																																																																																																																																																																																																																																				
Williams	3-16	0-3	0-0	1-7-8	4	3	4	0	1	43	13																																																																																																																																																																																																																																																				
Watson	1-2	0-0	4-5	1-34	4	3	4	0	0	21	6																																																																																																																																																																																																																																																				
Hand	6-11	4-5	6-6	0-5-5	1	3	2	0	1	32	22																																																																																																																																																																																																																																																				
Hunter	1-5	0-0	0-0	1-4-5	2	0	0	0	2	1	3																																																																																																																																																																																																																																																				
Lemke	0-0	0-0	0-0	0-1-1	0	0	0	0	0	3	0																																																																																																																																																																																																																																																				
TEAM	0-0	0-0	0-0	0-0-4	0-0-4	0	0	0	0	1	0																																																																																																																																																																																																																																																				
Totals	22-45	7-15	16-19	10-27-37	12	20	5	7	20	200	67																																																																																																																																																																																																																																																				
First Half - FG: 10-30 (33.3%); 3-FG: 1-7 (14.3%); FT: 3-5 (60.0%) Officials: Wood, Souther, Corbett Technicals: None		First Half - FG: 10-26 (38.5%); 3-FG: 0-5 (0.0%); FT: 4-5 (80.0%) FSU Virginia Attn: 5,817																																																																																																																																																																																																																																																													

Game 24 Clemson



Feb. 14

Terrell McIntyre scored 29 points and Clemson limited Florida State to a season-low 30.4 percent shooting from the field (17-of-56) to coast to a 78-45 win. The Tigers scored the first eight points of the game and led 27-9 15 minutes in. McIntyre had 18 first half points, outscoring FSU by himself, as Clemson led 39-17 at the break. Harold Jamison added 16 points and 11 rebounds and Tom Wideman had 12 and 12 for the Tigers, who outrebanded the Seminoles 47-29. Damous Anderson led Florida State with 13 points.

Florida State 45
Clemson 78
Game 24
Feb. 14, 1999, 4:00 p.m.
Littlejohn Coliseum, Clemson, SC

Florida State											Clemson												
FGA	SPT	FTIA	REB	PF	AT	TO	BS	ST	MIN	TP	FGA	SPT	FTIA	REB	PF	AT	TO	BS	ST	MIN	TP		
Hale (F)	3-7	5-6	2-3	1-3-3	2	1	3	0	2	29	11	Junkens	1-4	1-3	0-0	1-3-4	3	3	1	0	1	21	3
Anderson (F)	6-14	0-1	1-3	3-1-4	3	0	1	0	0	32	18	Jamison	7-10	0-0	2-4	4-11	2	1	2	1	0	24	16
Matt (C)	1-5	0-0	0-0	1-3-4	4	0	1	0	0	22	18	Wideman	3-5	0-0	6-7	2-10-19	1	2	2	0	1	25	12
Baker (G)	1-5	0-0	0-0	1-3-2	2	1	2	0	2	27	7	Onye	2-4	0-0	1-2	1-3-4	2	2	2	0	0	25	5
Arrington (G)	4-8	1-3	1-3	0-3-2	3	3	2	0	3	30	10	McIntyre	10-17	1-1-3	3-3	1-5-1	1	4	3	0	3	33	26
Crawford	1-8	1-4	0-0	0-6-6	2	1	1	0	0	23	3	Solomon	2-9	0-3	2-0	0-3-3	0	3	1	0	0	20	2
Simmons	1-4	0-0	0-2	1-1-2	2	0	1	0	1	16	2	Alenxson	1-2	0-0	0-0	0-2-2	0	0	0	0	0	15	2
Milne	0-2	0-1	2-2	0-2-2	2	0	0	0	0	6	2	Glenn	0-1	0-0	0-0	0-0-0	2	1	0	0	0	11	1
Thompson	0-1	0-0	0-0	0-1-1	1	0	0	0	0	6	0	Spasok	1-2	0-0	3-4	3-4-7	1	1	1	0	1	11	1
Dixon	0-0	0-0	0-0	0-0-0	0	0	0	0	0	0	0	Douglas	0-0	0-0	0-0	0-0-0	0	0	1	0	0	3	0
Chisek	0-1	0-1	0-0	0-0-0	0	0	0	0	0	1	0	TEAM				0-2-2							
Pane	0-0	0-0	0-0	0-0-0	0	0	0	0	0	1	0					0-2-2							
TEAM				1-1-2						1	0					0-2-2							
Totals	17-56	5-22	6-13	9-20-29	8	12	1	7	2	200	45	Totals	27-55	6-22	15-23	12-35-47	15	14	4	6	2	200	78

First Half - FG: 8-28 (28.6); 3-FG: 2-11 (18.2); FT: 3-8 (37.5)
Officials: Bourbonnais, Collier, Kirts Technicians: None

Game 25 Duke



Feb. 17

Duke's Elton Brand scored 23 points and grabbed 16 rebounds as the top-ranked Blue Devils clinched the ACC regular season title with an 85-59 win over Florida State. Duke scored the game's first eight points and led 23-6 just over five minutes in. Brand had already posted a double-double (14 points, 10 rebounds) as the Blue Devils led 50-31 at intermission. The Seminoles scored the first basket of the second half to cut the deficit to 17 points but that was as close as they would get. Shane Battier added 16 points and Trajan Langdon chipped in with 11 for Duke, who outrebanded FSU 48-32. Damous Anderson scored 16 points for Florida State, which lost its sixth straight ACC game, a program long. Oliver Simmons added 10 points and seven rebounds off the bench.

Florida State 59
No. 1 Duke 85
Game 25
Feb. 17, 1999, 7:00 p.m.
Leon County Civic Center

Florida State											No. 1 Duke												
FGA	SPT	FTIA	REB	PF	AT	TO	BS	ST	MIN	TP	FGA	SPT	FTIA	REB	PF	AT	TO	BS	ST	MIN	TP		
Hale (F)	4-9	0-4	0-0	3-1-4	5	1	1	2	1	30	8	Cantwell	3-8	0-1	1-4	2-2-4	1	1	3	0	0	24	5
Anderson (F)	3-10	0-1	0-0	2-5-5	1	1	1	1	1	27	16	Battier	8-8	0-0	1-1	2-2-4	1	1	2	2	1	21	16
Matt (C)	1-5	0-0	0-0	0-3-4	3	0	0	0	0	19	3	Brand	9-14	0-0	5-7	10-16	4	1	0	1	0	29	29
Baker (G)	2-8	0-0	0-0	0-3-3	3	2	2	0	1	33	8	Langdon	4-9	0-0	0-0	4-4-4	1	1	1	0	2	29	11
Arrington (G)	2-7	0-1	0-0	0-0-0	3	0	0	0	0	25	4	Avery	2-7	0-3	3-5	2-7-9	2	1	0	0	1	24	7
Crawford	2-10	0-3	0-0	0-2-2	1	1	2	0	0	30	4	Maggiore	3-6	1-0	3-4	0-0-0	1	1	0	0	1	23	10
Simmons	5-10	0-0	0-0	2-2-2	1	0	0	0	0	10	10	Burgess	1-6	0-0	0-0	4-5-7	1	0	0	0	0	20	0
Milne	0-2	0-0	0-0	0-2-2	2	0	0	0	0	6	0	James	1-3	0-4	1-2	2-1-1	2	2	1	0	1	29	0
Dixon	2-3	0-0	0-0	1-0-1	1	0	0	0	0	6	0	Domcask	1-3	0-0	0-0	1-1-2	0	0	0	0	1	1	0
Thompson	0-1	0-0	0-0	0-0-0	0	0	0	0	0	4	1	Simson	0-0	0-0	0-0	0-0-0	1	0	0	0	0	4	0
Chisek	0-0	0-0	0-0	0-0-0	0	0	0	0	0	1	0	TEAM				0-1-1							
TEAM				0-1-1						1	0					0-1-1							
Totals	25-67	3-19	4-8	18-14-32	16	20	4	9	2	200	59	Totals	29-62	7-18	20-36	25-23-48	12	19	4	8	2	200	85

First Half - FG: 15-34 (44.1); 3-FG: 1-6 (16.7); FT: 0-0 (0.0)
Officials: Higgins, Edsal, Hess Technicians: None

Game 26 Wake Forest




Feb. 20

Wake Forest reserves Broderick Hicks and Darius Songaila combined to score 20 points in a game-closing 29-8 run as the Demon Deacons rallied to stun Florida State 67-65. The Seminoles led 57-38 with eight minutes to play before Wake started its game-winning run. Hicks scored 12 points and Songaila had eight in the stretch. Robert O'Kelley's two free throws with 16.8 seconds remaining gave the Demon Deacons a 65-64 lead, its first since a minute into the game. Delvon Arrington missed a runner with five seconds to go, and after Hicks hit a pair of free throws to stretch the margin to three, hit the front end of a one-and-one to cut the deficit to 67-65 with 3.5 seconds left. Arrington intentionally missed the second and Ron Hale got the rebound but his put back attempt was no good. Arrington hit a 15-footer that would have forced overtime but the officials ruled that the shot came after the buzzer sounded. Hale led the Seminoles with game-highs of 20 points and eight rebounds while Adrian Crawford added 17.


Florida State 65
Wake Forest 67
Game 26
Feb. 20, 1999, 5:00 p.m.
Lawrence Joel Coliseum, Winston-Salem, NC

Florida State											Wake Forest												
FGA	SPT	FTIA	REB	PF	AT	TO	BS	ST	MIN	TP	FGA	SPT	FTIA	REB	PF	AT	TO	BS	ST	MIN	TP		
Hale (F)	6-11	0-0	5-7	3-5-8	4	2	4	0	2	34	20	Dawson	2-7	1-5	0-0	0-3-3	1	1	4	0	0	29	5
Anderson (F)	5-8	0-0	0-0	2-4-6	3	2	2	0	0	33	10	Scott	2-4	0-0	2-2	0-0-0	0	0	0	1	0	11	2
Matt (C)	0-0	0-0	0-0	0-0-0	3	0	2	0	0	22	0	Vidaurata	0-2	0-0	1-3	1-5-6	3	4	1	0	1	34	5
Crawford (G)	7-13	0-1	0-0	1-1-2	4	3	4	0	1	34	17	Murray	0-2	0-1	0-0	0-0-0	0	0	1	0	0	10	0
Arrington (G)	2-6	0-1	0-0	1-3-3	3	1	3	0	1	33	7	O'Kelley	2-11	0-0	0-0	0-1-1	2	1	3	0	0	40	13
Baker	2-6	0-1	0-0	1-3-3	3	1	4	0	1	33	7	Hicks	4-8	0-0	0-0	0-1-1	3	2	2	0	2	27	15
Simmons	2-4	0-0	0-0	1-3-4	3	0	1	0	0	13	4	Songaila	3-6	0-0	0-11	0-5-7	1	1	2	1	4	35	13
Thompson	0-0	0-0	0-0	0-0-0	2	0	0	0	0	2	0	Arronet	0-1	0-1	2-2	0-1-1	1	0	1	0	1	13	2
Chisek	0-0	0-0	0-0	0-0-0	0	0	0	0	0	1	0	Shoemaker	1-2	0-0	0-0	1-1-2	1	0	0	0	0	7	2
Dixon	0-0	0-0	0-0	0-0-0	0	0	0	0	0	1	0	TEAM				0-1-3							
TEAM				1-3-4						1	0					0-1-3							
Totals	25-49	7-17	8-13	10-21-31	17	22	0	6	2	200	65	Totals	15-44	6-20	23-29	6-19-24	9	15	2	8	2	200	67

First Half - FG: 12-20 (60.0); 3-FG: 3-8 (37.5); FT: 1-3 (33.3)
Officials: Scaglitta, Spink, Harey Technicians: None



Top-ranked Duke was too much for Florida State at home in February despite Damous Anderson's 8-of-10 shooting night and 16 points.



Terrell Baker scored 22 points in his final appearance in the Civic Center, but FSU lost 84-75 to No. 5 Maryland.

Game 27 NC State

Feb. 24

Freshman Adam Harrington came off the bench to score 22 points and NC State held off a second half Florida State rally as the Wolfpack closed storied Reynolds Coliseum with a 71-63 victory over the Seminoles. Harrington scored eight points in the final five minutes as NC State almost let a 19-point second half lead slip away in the final game in the building. FSU trailed 35-23 at intermission and 47-29 with 14:20 to play but rallied behind the play of Ron Hale, Hale, who led Florida State with 20 points, keyed a 24-10 Seminoles run over the next nine minutes with 13 points as the Seminoles closed to within 57-53. FSU got to within four on two other occasions in the final minute but the Wolfpack sealed the game by hitting 6-of-8 from the free throw line in the last 60 seconds. Florida State outshot NC State (.434-.396) but was outrebounded 45-27 and was outscored 22-11 at the line.

Florida State													NC State													Game 27	
63													71													Feb. 24, 1999, 7:00 p.m.	
Reynolds Coliseum, Raleigh, NC																											
Florida State				3-PT				REB					NC State				3-PT				REB						
FGA	FGA	FTA	ODT	PF	AT	TO	BS	ST	MN	TP	FGA	FGA	FTA	ODT	PF	AT	TO	BS	ST	MN	TP						
Hale (F)	7-16	5-7	5-5	0-0-0	4	1	1	1	1	0	20	Wells	2-8	0-2	0-2	1-3	2	4	2	0	0	33	6				
Anderson (F)	4-8	0-0	0-0	1-6-6	5	1	0	0	1	29	8	Thomson	1-2	0-0	0-0	2-10	2	1	5	1	1	32	6				
Mot (C)	0-2	0-0	0-2	1-3	3	1	0	0	1	25	2	Kelley	4-10	0-0	0-2	7-11	0	1	0	0	0	23	9				
Crawford (G)	4-11	3-6	0-0	0-4-4	3	4	1	1	1	26	11	Grundy	5-10	2-6	0-0	2-6	4	3	2	0	3	20	13				
Harrington (G)	3-8	0-1	0-0	0-0-0	5	5	2	0	2	21	6	Ganey	1-2	0-0	0-0	0-5	1	2	1	0	0	29	2				
Star	6-10	0-2	0-4	0-3-3	5	1	4	0	1	0	15	Inge	8-7	1-1	1-3	2-6	3	0	1	0	0	20	14				
Simmons	0-0	0-0	0-0	0-1-1	4	0	0	0	0	7	1	Harrington	5-9	3-6	0-2	0-1-1	2	1	1	0	1	22	22				
Thompson	0-2	0-1	0-0	0-0-0	1	0	0	0	0	3	0	Williams	0-1	0-0	0-0	0-0-0	0	0	0	0	0	1	0				
Chebek	0-1	0-0	0-0	0-0-0	0	0	0	0	0	1	0	TEAM															
Mays	0-0	0-0	0-0	0-0-0	0	0	0	0	0	1	0	TOTALS	21-53	7-17	22-35	15-29	45-14	12	12	1	7	200	71				
TEAM												First Half - FG: 12-37 (32.4%); 3-FG 5-12 (41.7%); FT: 6-12 (50.0%)															
Totals	23-53	6-19	11-15	2-25-27	26	13	9	2	8	200	63	FSU	23	40	63												
Officials: Wood, Essal, Lopes												NC State	35	36	71												
Technical: None																											

Game 28 Maryland

Feb. 27

Laron Profit scored a career-high 32 points as No. 5 Maryland downed Florida State 84-75 in the regular season finale for both teams. Profit hit 13-of-17 from the floor and scored 21 points after halftime as the Terrapins were able to hold off the Seminoles. FSU trailed 33-30 at halftime and by just two (54-52) with 10 minutes to play. But Steve Francis keyed a 9-2 Maryland run by scoring five straight points as the Terps regained momentum. Florida State got to within 70-66 with 1:59 left on a Terrell Baker layup but Profit scored eight points in the final two minutes to seal the win. Baker led the Seminoles with 22 points in his final game in Tallahassee while Damous Anderson added 19 points and nine rebounds. FSU outrebounded the bigger Terrapins 46-30 but shot just 38.8 percent (26-of-67) and committed a season-high tying 23 turnovers.

Florida State													No. 5 Maryland													Game 28	
75													84													Feb. 27, 1999, 1:30 p.m.	
Leon County Civic Center																											
Florida State				3-PT				REB					No. 5 Maryland				3-PT				REB						
FGA	FGA	FTA	ODT	PF	AT	TO	BS	ST	MN	TP	FGA	FGA	FTA	ODT	PF	AT	TO	BS	ST	MN	TP						
Profit	13-17	0-1	0-0	2-7	4	1	5	0	4	33	38	Profit	13-17	0-1	0-0	2-7	4	1	5	0	4	33	38				
Hale (F)	3-12	0-2	0-0	0-3	5	0	2	0	1	32	6	Moris	3-9	1-3	0-2	1-7	0	3	1	0	2	34	16				
Anderson (C)	8-18	0-1	0-0	4-6	1	0	2	0	0	23	9	Barber	2-5	0-0	0-0	1-3	4	0	4	1	4	26	16				
Baker (G)	7-14	2-6	0-0	2-3	3	4	1	1	1	26	11	Francis	5-11	1-3	1-6	1-3	3	3	0	0	1	26	16				
Harrington (G)	3-8	0-1	0-0	0-0-0	5	1	4	0	2	21	6	Stokes	2-3	1-2	1-2	0-2-2	1	1	0	0	0	26	16				
Crawford	2-10	1-6	0-0	2-6	5	1	4	0	1	0	15	MacEachron	0-1	0-0	0-0	1-3	1	1	0	0	0	16	4				
Mot	0-1	0-0	0-0	1-1	4	0	0	0	0	7	1	Dixon	0-3	0-0	0-0	0-0-0	1	1	1	0	0	10	4				
Simmons	0-0	0-0	0-0	0-0-0	1	0	0	0	0	3	0	Miller	1-1	0-0	0-0	0-0-0	1	1	1	0	0	10	4				
Thompson	0-2	0-1	0-0	0-0-0	0	0	0	0	0	1	0	Walker	0-0	0-0	0-0	0-0-0	1	0	1	0	0	0	0				
Chebek	0-1	0-0	0-0	0-0-0	0	0	0	0	0	1	0	TEAM															
Mays	0-0	0-0	0-0	0-0-0	0	0	0	0	0	1	0	TOTALS	28-50	3-9	25-39	7-23	30-20	14	21	6	18	200	84				
TEAM												First Half - FG: 12-18 (66.7%); 3-FG 1-5 (20.0%); FT: 8-16 (50.0%)															
Totals	26-67	4-17	19-30	22-24	45-27	15	23	3	10	200	75	FSU	30	45	75												
Officials: Pello, Gordon, Sead												MD	33	51	84												
Technical: Maryland - Profit																											

Game 29
Clemson



Mar. 4
ACC

Adrian Crawford scored nine of his 20 points in overtime and Antwan Dixon scored all five of his points in the extra session as the Seminoles willed their way to an 87-85 win over Clemson in the first round of the ACC Tournament. FSU's win was not cemented until a Terrell McIntyre three-point attempt bounced off the rim at the final horn. Florida State led 67-51 with seven minutes to play in regulation but had to withstand a furious Tiger rally to win in overtime. Clemson closed the game with a 20-4 run that forced the extra session. Andrius Jurkunas tied the game at 71 with a pair of free throws with 52 seconds to go. FSU never trailed in overtime. Damous Anderson took the opening tap and scored on a dunk six seconds in then Crawford buried a three-pointer to stretch the Florida State margin to five (76-71). Terrell Baker led the Seminoles with 28 points, the most ever by an FSU player in an ACC Tournament game, before fouling out. Baker, one of five Florida state players to foul out, scored the Seminoles' first 11 points of the game and accounted for its first 17 (13 points, two assists). Anderson chipped in with 18 points and six rebounds. The win was the Seminoles' first in an ACC Tournament game since beating NC State in the 1992 quarterfinals. FSU's first ever tournament game.

Florida State
Clemson

87
85 (OT)

Game 29
March 4, 1999, 7:00 p.m.
Charlotte Coliseum, Charlotte, NC

Florida State													Clemson												
FGA	3-PT FGA	FTA	REB	ODT	PF	AT	TO	BS	ST	MIN	TP	FGA	3-PT FGA	FTA	REB	ODT	PF	AT	TO	BS	ST	MIN	TP		
Hale (F)	1-0	1-3	4-7	0-4-4	0	0	1	1	1	32	7	Jurkunas	0-7	0-6	6-6	3-3-6	5	4	5	0	0	39	6		
Anderson (F)	7-11	3-1	3-4	1-5-6	0	0	1	1	1	38	15	Williams	6-8	0-0	4-10	3-5-20	4	1	3	1	0	42	16		
Mull (C)	0-0	0-0	0-0	0-0-0	0	0	0	0	0	0	0	Christie	0-5	0-3	1-2	2-1-3	5	1	4	1	1	35	1		
Baker (G)	10-16	2-6	5-8	2-1-3	0	0	0	0	0	38	28	McIntyre	7-23	5-16	0-11	0-0-0	1	10	6	0	4	45	23		
Arrington (G)	3-7	1-1	0-2	0-0-7	0	0	0	0	1	39	3	Soloman	3-6	3-6	0-2	2-1-3	3	3	1	1	0	0	11	9	
Simmons	1-1	0-0	0-3	2-1-3	0	0	0	0	0	23	4	Alexsoudh	6-12	0-0	0-3	6-0-6	3	1	0	0	0	31	12		
Crawford	5-12	3-7	7-10	0-3-3	1	4	2	0	0	33	20	Ernstok	4-8	0-0	0-0	5-1-5	3	1	0	0	1	12	8		
Dixon	0-0	0-1	1-2	2-3-5	1	0	0	0	0	10	1	TEAM				2-2-4									
Thompson	0-0	0-0	0-0	0-0-0	0	0	0	0	0	3	1	Totals	27-71	8-28	23-41	25-29-53	30	22	3	6	225	85			
Chizek	0-0	0-0	0-0	0-0-0	0	0	0	0	0	1	0	First Half - FG: 10-26 (38.5); 3-FG: 3-9 (33.3); FT: 3-14 (21.4)													
Mahis	0-0	0-0	0-0	0-0-0	0	0	0	0	0	1	0	FSU	33	39	16	37									
TEAM	0-0	0-0	0-0	0-0-0	0	0	0	0	0	1	0	Clemson	31	40	14	85									
				0-4-4												Attn: 23,895									

Officials: Harrel, Rose, Syons Technicians: None

Game 30
Maryland



Mar. 5
ACC

Maryland's Laron Profit scored 21 points and grabbed 10 rebounds and Steve Francis added 20 points as the fifth-ranked Terrapins rolled to a 93-69 victory over Florida State in the quarterfinals of the ACC Tournament. Maryland outscored the Seminoles 26-14 over the final 12 minutes of the first half to take a 42-30 lead into the locker room. The Terps put the game away by outscoring FSU 11-2 to start the final 20 minutes, stretching their lead to 53-32. Maryland shot 56.3 percent from the field (36-of-64), outrebounded Florida State 39-29 and forced 23 Seminole turnovers. Damous Anderson led FSU with 14 points while Terrell Baker added 12.


Florida State
No. 5 Maryland

69
93

Game 30
March 5, 1999, 2:00 p.m.
Charlotte Coliseum, Charlotte, NC

Florida State													No. 5 Maryland												
FGA	3-PT FGA	FTA	REB	ODT	PF	AT	TO	BS	ST	MIN	TP	FGA	3-PT FGA	FTA	REB	ODT	PF	AT	TO	BS	ST	MIN	TP		
Hale (F)	2-6	2-6	3-4	3-2-4	2	2	3	0	1	29	9	Profit	9-14	0-1	3-5	4-6-10	2	2	4	0	4	28	21		
Anderson (F)	6-10	0-1	2-2	1-4-5	2	2	1	3	0	38	14	Morris	2-10	0-1	1-2	2-1-3	2	2	2	2	3	39	26		
Mull (C)	0-1	0-0	0-0	1-1-2	2	0	1	0	0	15	0	Baker	6-8	0-0	6-6	0-1-1	2	0	1	1	0	24	13		
Baker (G)	4-14	1-5	3-4	3-4-4	3	0	0	0	0	32	11	Francis	8-11	2-4	2-3	1-1-2	2	0	1	1	0	32	20		
Simmons (G)	1-1	0-3	3-4	1-3-4	0	4	3	0	0	22	11	Shake	3-4	1-3	0-0	0-0-0	0	0	0	0	0	29	15		
Arrington (G)	2-2	0-0	0-0	1-1-2	4	0	0	1	0	15	4	Dixon	3-6	1-3	1-1	3-0-3	0	0	0	1	0	0	11	8	
Simmons	0-0	0-0	0-0	0-0-0	0	0	0	0	0	9	0	Marcuschi	0-1	0-0	0-0	2-3-5	2	3	0	1	0	20	0		
Crawford	3-6	1-3	2-3	0-3-3	5	0	0	0	0	20	9	Miller	4-7	0-1	2-5	2-1-3	1	3	1	0	2	20	10		
Dixon	0-0	0-0	0-0	1-1-2	1	0	1	0	0	6	0	Walters	1-1	0-0	1-2	2-1-1	1	0	3	0	0	0	3		
Mahis	2-2	2-2	2-4	0-0-0	1	0	1	0	0	6	0	Fields	1-1	0-0	0-0	0-0-0	1	0	1	0	0	0	3		
Francis	0-0	0-0	0-0	0-0-0	0	0	0	0	0	0	0	Coppat	0-1	0-0	0-0	0-0-0	0	0	0	0	0	0	4		
Chizek	0-0	0-0	0-0	0-0-0	0	0	0	0	0	0	0	Hahn	0-0	0-0	0-0	0-0-0	0	1	1	0	0	0	3		
Thompson	1-1	0-0	0-0	0-0-0	0	0	0	0	0	2	3	TEAM	0-0	0-0	0-0	1-0-1	0	0	0	0	0	0	0		
Ernstok	0-0	0-0	0-0	0-0-0	1	0	0	0	0	1	0	TEAM	0-0	0-0	0-0	1-0-1	0	0	0	0	0	0	0		
TEAM	0-0	0-0	0-0	0-0-0	1	0	0	0	0	1	0	Totals	36-64	4-12	17-28	16-23-39	18	14	5	15	200	93			
				0-0-0								First Half - FG: 17-36 (47.2); 3-FG: 1-4 (25.0); FT: 7-13 (53.8)													
				0-0-0								FSU	30	39	16	69									
				0-0-0								Maryland	42	51	33										
				0-0-0												Attn: 23,895									

Officials: Rose, Estral, Gordon Technicians: None



Antwan Dixon keyed Florida State's 87-85 overtime win over Clemson in the first round of the ACC Tournament. The freshman scored all five of his points in the extra session. It was the Seminoles' first conference tournament win since 1992.

'98-'99 Statistics

Individual Statistics — All Games

(Overall Record: 13-17; Home: 7-7; Away: 3-8; Neutral: 3-2; Atlantic Coast Conference: 5-11)

#	Player	GP-GS	Min.-Avg.	Field Goals		3-Point		Free Throws		Rebounds		
				FGM-FGA	FG Pct.	FGM-FGA	FG Pct.	FTM-FTA	FT Pct.	OFF	DEF	TOT-AVG
21	Hale, R	30-30	914-30.5	167-351	.476	39-119	.328	108-135	.800	59	109	168-5.6
24	Baker, T	30-27	953-31.8	151-345	.438	43-139	.309	90-122	.738	44	88	132-4.4
15	Anderson, D	23-10	678-29.5	115-190	.605	2-10	.200	41-61	.672	47	70	117-5.1
5	Crawford, A	30-4	854-28.5	108-288	.375	64-161	.398	38-66	.576	18	65	83-2.8
3	Shabazz, K	5-5	155-31.0	14-36	.389	0-0	.000	18-38	.474	16	24	40-8.0
10	Arrington, D	30-29	920-30.7	87-206	.422	16-61	.262	52-74	.703	10	75	85-2.8
51	Simmons, O	30-20	739-24.6	71-150	.473	1-1	1.000	33-69	.478	56	63	119-4.0
31	Thompson, R	25-0	147-5.9	16-40	.400	0-3	.000	9-16	.563	13	16	29-1.2
32	Mathis, E	20-0	69-3.5	9-30	.300	8-18	.444	5-9	.556	3	7	10-0.5
42	Mott, J	30-23	499-16.6	15-45	.333	0-0	.000	11-21	.524	39	43	82-2.7
4	Dixon, A	21-0	95-4.5	9-21	.429	2-6	.333	1-3	.333	11	12	23-1.1
23	Daniels, B	3-0	7-2.3	0-3	.000	0-0	.000	2-2	1.000	1	1	2-0.7
11	Chlebek, M	17-0	45-2.6	3-10	.300	3-5	.600	0-3	.000	1	1	2-0.1
12	Morris, A	4-0	8-2.0	0-4	.000	0-1	.000	2-2	1.000	0	0	0-0.0
20	Hull, C	3-0	3-1.0	0-2	.000	0-1	.000	0-0	.000	0	0	0-0.0
30	Pierre, G	6-1	12-2.0	0-0	.000	0-0	.000	0-0	.000	0	1	1-0.2
45	Skwara, A	2-0	2-1.0	0-0	.000	0-0	.000	0-0	.000	0	0	0-0.0
Team												74
FSU	30	6100	765-1721	.445	178-525	.339	410-621	.660	318	575	967-32.2	
Opponents	30	6100	766-1663	.461	199-554	.359	469-705	.665	393	678	1071-35.7	

Individual Statistics — Conference Games Only

(Overall Record: 5-11; Home: 3-5; Away: 2-6; Neutral: 0-0)

#	Player	GP-GS	Min.-Avg.	Field Goals		3-Point		Free Throws		Rebounds		
				FGM-FGA	FG Pct.	FGM-FGA	FG Pct.	FTM-FTA	FT Pct.	OFF	DEF	TOT-AVG
21	Hale, R	16-16	531-33.2	104-219	.475	23-75	.307	62-73	.849	34	51	85-5.3
24	Baker, T	16-14	505-31.6	71-174	.408	16-68	.235	46-58	.793	23	46	69-4.3
15	Anderson, D	15-7	441-29.4	79-135	.585	1-7	.143	27-42	.643	38	42	80-5.3
5	Crawford, A	16-2	455-28.4	57-158	.361	33-89	.371	16-35	.457	13	38	51-3.2
3	Shabazz, K	1-1	34-34.0	3-7	.429	0-0	.000	3-10	.300	4	5	9-9.0
10	Arrington, D	16-16	508-31.8	46-112	.411	7-32	.219	28-39	.718	5	32	37-2.3
51	Simmons, O	16-9	340-21.3	32-80	.400	1-1	1.000	15-30	.500	26	27	53-3.3
42	Mott, J	16-13	301-18.8	8-26	.308	0-0	.000	9-15	.600	22	25	47-2.9
31	Thompson, R	13-0	58-4.5	5-15	.333	0-3	.000	2-4	.500	5	4	9-0.7
4	Dixon, A	12-0	39-3.3	4-7	.571	2-2	1.000	0-1	.000	5	3	8-0.7
11	Chlebek, M	7-0	10-1.4	1-3	.333	1-2	.500	0-0	.000	0	0	0-0.0
32	Mathis, E	8-0	23-2.9	0-8	.000	0-2	.000	3-5	.600	2	3	5-0.6
12	Morris, A	1-0	1-1.0	0-0	.000	0-0	.000	0-0	.000	0	0	0-0.0
20	Hull, C	1-0	1-1.0	0-1	.000	0-1	.000	0-0	.000	0	0	0-0.0
30	Pierre, G	2-1	3-1.5	0-0	.000	0-0	.000	0-0	.000	0	0	0-0.0
Team												35
FSU	16	3200	398-883	.451	60-222	.270	228-347	.657	170	348	573-35.8	
Opponents	16	3200	407-913	.446	89-272	.327	255-367	.695	182	338	520-32.5	

Score By Halves (All Games)

	1	2	OT	Total	Deadball Rebounds
FSU	920	1,151	47	2,118	128
Opponents	969	1,187	44	2,200	134

Score By Halves (ACC Games)

	1	2	OT	Total	Deadball Rebounds
FSU	476	622	17	1,115	64
Opponents	571	663	20	1,254	66



'98-'99 Statistics

PF-FD	AT	TO	BL	ST	PTS-WG
92-6	41	57	27	34	481-16.0
95-9	84	82	6	80	435-14.5
63-3	22	29	8	32	273-11.9
58-1	85	66	3	16	318-10.6
15-0	1	14	15	2	46-9.2
67-2	181	129	2	64	242-8.1
82-5	13	29	10	15	176-5.9
21-0	1	6	1	5	41-1.6
16-0	4	4	0	0	31-1.6
76-3	6	27	11	14	41-1.4
5-0	1	10	3	1	21-1.0
1-0	0	0	0	0	2-0.7
5-0	8	6	0	1	9-0.5
0-0	0	0	0	0	2-0.5
0-0	0	0	0	0	0-0.0
2-0	0	3	0	0	0-0.0
1-0	0	0	0	0	0-0.0
		10			
599	447	472	86	264	2118-70.6
566	429	523	121	241	2200-73.3

PF-FD	AT	TO	BL	ST	PF-WG
47-3	20	27	18	21	293-18.3
52-4	45	44	3	40	204-12.8
44-2	14	18	4	22	186-12.4
30-0	45	34	2	10	163-10.2
4-0	0	5	5	0	9-9.0
36-0	103	73	2	34	127-7.9
48-4	7	15	3	3	80-5.0
47-2	4	16	7	13	25-1.6
7-0	0	1	1	2	12-0.9
2-0	0	3	0	1	10-0.8
1-0	1	2	0	0	3-0.4
7-0	3	0	0	0	3-0.4
0-0	0	0	0	0	0-0.0
0-0	0	0	0	0	0-0.0
2-0	0	1	0	0	0-0.0
		9			
320	198	276	70	110	1084-67.8
310	214	215	63	146	1158-72.4

Season Superlatives

20-Point Games: **Ron Hale** — 10 (24 vs. Georgia Southern, Dec. 20, 1998; 20 at Butler, Dec. 23, 1998; 24 at Georgia Tech, Jan. 9, 1999; 31 vs. Clemson, Jan. 12, 1999; 21 vs. Wake Forest, Jan. 20, 1999; 25 vs. NC State, Jan. 23, 1999; 22 at Maryland, Jan. 27, 1999; 24 vs. Georgia Tech, Feb. 11, 1999; 20 at Wake Forest, Feb. 20, 1999; 20 at NC State, Feb. 24, 1999)
Terrell Baker — 7 (24 vs. Auburn, Dec. 6, 1998; 29 vs. Murray State, Dec. 30, 1998; 20 vs. Clemson, Jan. 12, 1999; 21 vs. South Florida, Feb. 2, 1999; 26 vs. Georgia Tech, Feb. 11, 1999; 22 vs. Maryland, Feb. 27, 1999; 28 vs. Clemson, March 4, 1999)
Adrian Crawford — 3 (22 at Virginia, Dec. 1, 1998; 25 at Temple, Dec. 14, 1998; 20 vs. Clemson, March 4, 1999)
Damous Anderson — 1 (23 at Duke, Jan. 16, 1999)

10-Rebound Games: **Ron Hale** — 3 (10 vs. Georgia Southern, Dec. 20, 1998; 11 at Butler, Dec. 23, 1998; 10 vs. NC State, Jan. 23, 1999)
Terrell Baker — 1 (10 vs. Virginia, Jan. 30, 1999)
Karim Shabazz — 1 (13 vs. Florida, Nov. 20, 1998)

10-Assist Games: **Delvon Arrington** — 3 (10 at Jacksonville, Dec. 17, 1998; 13 at Georgia Tech, Jan. 9, 1999; 10 vs. South Florida, Feb. 2, 1999)

Games As Leading Scorer: **Ron Hale** — 14 (19 vs. Sam Houston State, Nov. 13, 1998; 24 vs. Georgia Southern, Dec. 20, 1998; 20 at Butler, Dec. 23, 1998; 19 vs. Mississippi State, Dec. 29, 1998; 17 vs. North Carolina, Jan. 6, 1999; 24 at Georgia Tech, Jan. 9, 1999; 31 vs. Clemson, Jan. 12, 1999; 21 vs. Wake Forest, Jan. 20, 1999; 25 vs. NC State, Jan. 23, 1999; 22 at Maryland, Jan. 27, 1999; 19 vs. Virginia, Jan. 30, 1999; 19 at North Carolina, Feb. 7, 1999; 20 at Wake Forest, Feb. 20, 1999; 20 at NC State, Feb. 24, 1999)
Terrell Baker — 9 (17 vs. Idaho, Nov. 24, 1998; 24 vs. Auburn, Dec. 6, 1998; 17 at Jacksonville, Dec. 17, 1998; 13 vs. Princeton, Dec. 28, 1998; 29 vs. Murray State, Dec. 30, 1998; 21 vs. South Florida, Feb. 2, 1999; 26 vs. Georgia Tech, Feb. 11, 1999; 22 vs. Maryland, Feb. 27, 1999; 28 vs. Clemson, March 4, 1999)
Damous Anderson — 4 (23 at Duke, Jan. 16, 1999; 13 at Clemson, Feb. 14, 1999; 16 vs. Duke, Feb. 17, 1999; 14 vs. Maryland, March 5, 1999)
Adrian Crawford — 2 (22 at Virginia, Dec. 1, 1998; 25 at Temple, Dec. 14, 1998)
Oliver Simmons — 1 (15 vs. Florida, Nov. 20, 1998)

Games As Leading Rebounder: **Ron Hale** — 13 (6 vs. Sam Houston State, Nov. 13, 1998; 6 vs. Auburn, Dec. 6, 1998; 7 at Temple, Dec. 14, 1998; 10 vs. Georgia Southern, Dec. 20, 1998; 11 at Butler, Dec. 23, 1998; 5 vs. Princeton, Dec. 28, 1998; 5 vs. Mississippi State, Dec. 29, 1998; 6 vs. Murray State, Dec. 30, 1998; 5 vs. North Carolina, Jan. 6, 1999; 7 vs. Wake Forest, Jan. 20, 1999; 10 vs. NC State, Jan. 23, 1999; 8 at Wake Forest, Feb. 20, 1999; 6 at NC State, Feb. 24, 1999)
Damous Anderson — 6 (7 at Georgia Tech, Jan. 9, 1999; 9 at Duke, Jan. 16, 1999; 8 vs. South Florida, Feb. 2, 1999; 9 vs. Maryland, Feb. 27, 1999; 6 at NC State, Feb. 24, 1999; 5 vs. Maryland, March 5, 1999)
Terrell Baker — 3 (6 vs. Clemson, Jan. 12, 1999; 10 vs. Virginia, Jan. 30, 1999; 5 at North Carolina, Feb. 7, 1999)
Karim Shabazz — 3 (13 vs. Florida, Nov. 20, 1998; 9 vs. Idaho, Nov. 24, 1998; 9 at Virginia, Dec. 1, 1998)
Oliver Simmons — 3 (8 at Jacksonville, Dec. 17, 1998; 7 at Maryland, Jan. 27, 1999; 7 vs. Duke, Feb. 17, 1999)
Delvon Arrington — 2 (7 at Georgia Tech, Jan. 9, 1999; 7 vs. Clemson, March 4, 1999)
Adrian Crawford — 1 (6 at Clemson, Feb. 14, 1999)
Justin Mott — 1 (7 vs. Georgia Tech, Feb. 11, 1999)

Double-Doubles: **Ron Hale** — 3 (24 points, 10 rebounds vs. Georgia Southern, Dec. 20, 1998; 20 points, 11 rebounds at Butler, Dec. 23, 1998; 25 points, 10 rebounds vs. NC State, Jan. 23, 1999)
Delvon Arrington — 1 (13 points, 10 assists vs. South Florida, Feb. 2, 1999)

'98-'99 Statistics

Game-By-Game Summary (Final)

Date	Opponent	Result	Score	Site	Attendance	High Scorer	High Rebounder	High Assists			
11/13	Sam Houston State	Won	88-51	Home	4,703	Hale, R.....19	Hale, R.....6	Two With.....4			
11/20	Florida	Lost	66-82	Home	10,630	Simmons, O.....15	Shabazz, K.....13	Arrington, D.....4			
11/24	Idaho	Won	70-57	Home	5,266	Baker, T.....17	Shabazz, K.....9	Two With.....4			
12/01	Virginia	Won	72-69	Away	6,296	Crawford, A.....22	Shabazz, K.....9	Arrington, D.....5			
12/06	Auburn	Lost	68-80	Home	5,660	Baker, T.....24	Hale, R.....6	Two With.....3			
12/14	Temple	Lost	66-75	Away	8,215	Crawford, A.....25	Hale, R.....7	Arrington, D.....6			
12/17	Jacksonville	Won	72-53	Away	3,817	Baker, T.....17	Simmons, O.....8	Arrington, D.....10			
12/20	Georgia Southern	Won	80-43	Home	5,172	Hale, R.....24	Hale, R.....10	Arrington, D.....7			
12/23	Butler	Lost	65-77	Away	5,382	Hale, R.....20	Hale, R.....11	Arrington, D.....4			
12/28	Princeton	Lost	46-50	Neutral	8,065	Baker, T.....13	Hale, R.....5	Arrington, D.....5			
12/29	Mississippi State	Won	69-58	Neutral	4,682	Hale, R.....19	Hale, R.....5	Arrington, D.....9			
12/30	Murray State	Won O/T	80-76	Neutral	7,780	Baker, T.....29	Hale, R.....6	Two With.....6			
1/06	No. 11 N. Carolina	Lost	54-72	Home	6,132	Hale, R.....17	Hale, R.....5	Arrington, D.....6			
1/09	Georgia Tech	Won	75-56	Away	6,335	Hale, R.....24	Two With.....7	Arrington, D.....13			
1/12	No. 25 Clemson	Won	70-64	Home	5,546	Hale, R.....31	Baker, T.....6	Arrington, D.....7			
1/16	No. 2 Duke	Lost	73-98	Away	9,314	Anderson, D.....23	Anderson, D.....9	Two With.....6			
1/20	Wake Forest	Won	74-68	Home	5,481	Hale, R.....21	Hale, R.....7	Three With.....4			
1/23	NC State	Won	71-59	Home	7,831	Hale, R.....25	Hale, R.....10	Arrington, D.....6			
1/27	No. 4 Maryland	Lost	87-107	Away	14,500	Hale, R.....22	Simmons, O.....7	Arrington, D.....7			
1/30	Virginia	Lost	60-67	Home	5,817	Hale, R.....19	Baker, T.....10	Arrington, D.....7			
2/02	South Florida	Won	77-66	Home	5,156	Baker, T.....21	Anderson, D.....8	Arrington, D.....10			
2/07	No. 12 N. Carolina	Lost	64-98	Away	21,572	Hale, R.....19	Baker, T.....5	Baker, T.....5			
2/11	Georgia Tech	Lost 20/T	108-111	Home	5,452	Baker, T.....26	Mott, J.....7	Arrington, D.....6			
2/14	Clemson	Lost	45-78	Away	10,500	Anderson, D.....13	Crawford, A.....6	Arrington, D.....5			
2/17	No. 1 Duke	Lost	59-85	Home	8,704	Anderson, D.....16	Simmons, O.....7	Arrington, D.....8			
2/20	Wake Forest	Lost	65-67	Away	13,125	Hale, R.....20	Hale, R.....8	Arrington, D.....7			
2/24	NC State	Lost	63-71	Away	12,400	Hale, R.....20	Two With.....6	Arrington, D.....5			
2/27	No. 5 Maryland	Lost	75-84	Home	6,899	Baker, T.....22	Anderson, D.....9	Arrington, D.....7			
3/04	Clemson	Won O/T	87-85	Neutral	23,895	Baker, T.....28	Arrington, D.....7	Crawford, A.....4			
3/05	No. 5 Maryland	Lost	69-93	Neutral	23,895	Anderson, D.....14	Anderson, D.....5	Two With.....4			
Total Attendance:	268,222	Average:	8,941	Away Attendance:	111,456	Average:	10,132	Home Games:	14	Neutral Games:	5
Home Attendance:	88,449	Average:	6,318	Neutral Attendance:	68,317	Average:	13,663	Away Games:	11	Total Games:	30

Team Highs & Lows — Season

Category	Florida State	Opponent	Category	Florida State	Opponent
Points 1st Half	High 46 vs. Georgia Southern	54 North Carolina 2	Offensive Rebounds	High 22 vs. Florida & vs. Maryland	26 Clemson 3
	Low 17 at Clemson	16 Georgia Southern		Low 2 at NC State	3 NC State 1
Points 2nd Half	High 51 vs. Georgia Tech	57 Maryland 1	Defensive Rebounds	High 30 vs. Sam Houston	35 Clemson 2
	Low 23 vs. Princeton	16 Princeton		Low 10 at Maryland & at North Carolina	10 Wake Forest 1
Total Points	High 108 vs. Georgia Tech	111 Georgia Tech 2	Total Rebounds	High 47 vs. Georgia Southern	55 Clemson 3
	Low 45 at Clemson	43 Georgia Southern		Low 20 at North Carolina	16 Wake Forest 1
Field Goals Made	High 42 vs. Georgia Tech	38 Maryland 1	Assists	High 21 vs. Georgia Southern & at Georgia Tech	26 North Carolina 2
	Low 17 at Clemson	17 Georgia Southern		Low 7 vs. Auburn	7 Sam Houston & Jacksonville
Field Goals Att.	High 79 vs. Georgia Tech	77 Georgia Tech 2	Blocked Shots	High 7 vs. Sam Houston & at Virginia	12 Duke 1
	Low 39 vs. Wake Forest	39 NC State 1		Low 0 at Ga. Tech & at Wake Forest	0 Mississippi State
Field Goal %	High 61.7 vs. South Florida	64.3 North Carolina 2	Steals	High 16 vs. Murray State	18 Maryland 2
	Low 30.4 at Clemson	32.1 Georgia Southern		Low 1 vs. Auburn	2 Georgia Southern
3-Pt. Field Goals Made	High 11 vs. Auburn & at Temple	14 Georgia Tech 2	Turnovers	High 23 at Maryland, vs. Maryland & vs. Maryland (ACC)	26 Florida
	Low 2 at Duke	1 Jacksonville		Low 7 vs. Georgia Southern & vs. Princeton	9 Auburn & Princeton
3-Pt. Field Goals Att.	High 31 vs. North Carolina	34 Georgia Tech 2	Personal Fouls	High 31 vs. Clemson (ACC)	30 Clemson 3
	Low 10 vs. Mississippi State	11 Butler & Maryland 1		Low 11 vs. Princeton & vs. Wake Forest	8 Princeton
3-Pt. Field Goal %	High 57.1 vs. Wake Forest & South Florida	54.5 Maryland 1			
	Low 16.7 vs. Florida	08.3 Jacksonville			
Free Throws Made	High 28 vs. Murray State	28 Butler			
	Low 1 vs. North Carolina	3 Princeton			
Free Throws Att.	High 39 vs. Murray State	41 Clemson 3			
	Low 2 vs. North Carolina	5 Princeton			
Free Throw %	High 85.0 vs. Ga. Southern	89.3 Maryland 1			
	Low 45.5 at Butler	35.7 South Florida			

'98-'99 Statistics

Game-By-Game Team Statistics

	FG-FGA	PCT.	3-Point		FT-FTA	PCT.	Rebounds			AST	TO	BLK	STL	PF-DQ	Half	Final
			FG-FGA	PCT.			OFF	DEF	TOT							
Florida State vs. Sam Houston State	31-60	.517	6-11	.545	20-27	.741	15	30	45	14	18	7	10	20-0	42	88
Florida State vs. Florida	25-75	.333	4-24	.167	12-25	.480	22	18	40	11	17	4	10	21-2	32	66
Florida State vs. Idaho	18-54	.333	7-19	.368	14-17	.824	13	21	34	9	21	2	8	26-0	25	57
Florida State at Virginia	24-51	.471	7-18	.389	17-28	.607	14	23	37	11	18	5	5	13-0	35	72
Florida State vs. Auburn	23-48	.479	11-20	.550	11-24	.458	5	24	29	7	19	1	1	22-1	29	68
Florida State at Temple	22-53	.415	6-20	.300	15-37	.676	16	17	33	17	12	2	13	18-0	33	75
Florida State at Jacksonville	29-56	.518	6-15	.400	8-12	.667	11	26	37	16	22	1	15	17-0	36	72
Florida State vs. Georgia Southern	28-70	.400	7-21	.333	17-20	.850	19	28	47	21	7	2	9	14-0	46	80
Florida State at Butler	26-60	.433	8-26	.308	5-11	.455	17	18	35	14	17	1	7	29-2	27	65
Florida State vs. Princeton	18-44	.409	7-16	.438	3-5	.600	8	17	25	15	7	1	7	11-0	23	46
Florida State vs. Mississippi State	22-51	.431	6-19	.316	8-14	.571	13	19	32	17	16	0	4	18-0	18	58
Florida State vs. Murray State	24-55	.436	4-13	.308	28-39	.718	5	23	28	18	11	6	16	17-1	31	80
Florida State vs. No. 11 UNC	23-63	.365	7-31	.226	1-2	.500	9	12	21	13	10	3	8	23-2	31	54
Florida State at Georgia Tech	27-62	.435	4-11	.364	17-24	.708	13	24	37	21	17	0	11	16-1	30	75
Florida State vs. No. 25 Clemson	23-55	.418	12-23	.522	6-8	.750	10	20	30	14	14	2	5	22-1	25	64
Florida State at No. 2 Duke	30-67	.448	2-11	.182	11-19	.579	13	17	30	17	18	1	12	20-0	30	73
Florida State vs. Wake Forest	24-39	.615	8-14	.571	18-23	.783	7	19	26	17	19	4	8	11-0	32	74
Florida State vs. NC State	21-56	.375	6-24	.250	23-31	.742	18	16	34	12	13	1	10	17-1	30	71
Florida State at No. 4 Maryland	30-63	.476	8-19	.421	19-23	.826	15	10	25	20	23	3	10	22-0	40	87
Florida State vs. Virginia	22-45	.489	7-15	.467	16-19	.842	10	27	37	12	20	5	7	19-1	24	67
Florida State vs. South Florida	29-47	.617	8-14	.571	11-18	.611	6	28	34	19	20	4	5	12-0	29	77
Florida State at No. 12 UNC	26-66	.394	3-15	.200	9-12	.750	10	10	20	15	12	5	12	19-0	28	64
Florida State vs. Georgia Tech	36-77	.468	14-34	.412	25-36	.694	23	23	46	19	21	5	4	22-0	50	111
Florida State at Clemson	17-56	.304	5-22	.227	6-13	.462	9	20	29	8	12	1	7	19-0	17	45
Florida State vs. No. 1 Duke	27-55	.491	8-22	.364	16-23	.696	12	35	47	18	14	4	6	15-0	39	78
Florida State at Wake Forest	26-67	.388	3-13	.231	4-8	.500	18	14	32	16	20	4	9	25-2	31	59
Florida State at NC State	23-53	.434	6-19	.316	11-15	.733	2	25	27	13	9	2	8	26-2	23	63
Florida State vs. No. 5 Maryland	28-50	.560	3-9	.333	25-39	.641	7	23	30	14	21	6	18	20-0	33	84
Florida State vs. Clemson	27-71	.380	8-28	.286	23-41	.561	26	29	55	20	22	3	6	30-3	31	85
Florida State vs. No. 5 Maryland	24-55	.436	6-22	.273	15-22	.682	12	17	29	11	23	1	7	22-2	30	69
Florida State vs. No. 5 Maryland	36-64	.563	4-12	.333	17-28	.607	16	23	39	19	14	5	15	18-0	42	93

'98-'99 Statistics

1998-99 Per Game Averages All Games

#	Player	G	FG	FGA	3P	3PA	FT	FTA	AT	TO	BS	ST
21	Hale, R	30	5.6	11.7	1.3	4.0	3.6	4.5	1.4	1.9	0.9	1.1
24	Baker, T	30	5.0	11.5	1.4	4.6	3.0	4.1	2.8	2.7	0.2	2.7
15	Anderson, D	23	5.0	8.3	0.1	0.4	1.8	2.7	1.0	1.3	0.3	1.4
05	Crawford, A	30	3.6	9.6	2.1	5.4	1.3	2.2	2.8	2.2	0.1	0.5
03	Shabazz, K	5	2.8	7.2	0.0	0.0	3.6	7.6	0.2	2.8	3.0	0.4
10	Arrington, D	30	2.9	6.9	0.5	2.0	1.7	2.5	6.0	4.3	0.1	2.1
51	Simmons, O	30	2.4	5.0	0.0	0.0	1.1	2.3	0.4	1.0	0.3	0.5
31	Thompson, R	25	0.6	1.6	0.0	0.1	0.4	0.6	0.0	0.2	0.0	0.2
32	Mathis, E	20	0.5	1.5	0.4	0.9	0.3	0.5	0.2	0.2	0.0	0.0
42	Mott, J	30	0.5	1.5	0.0	0.0	0.4	0.7	0.2	0.9	0.4	0.5
04	Dixon, A	21	0.4	1.0	0.1	0.3	0.0	0.1	0.0	0.5	0.1	0.0
23	Daniels, B	3	0.0	1.0	0.0	0.0	0.7	0.7	0.0	0.0	0.0	0.0
11	Chlebek, M	17	0.2	0.6	0.2	0.3	0.0	0.2	0.5	0.4	0.0	0.1
12	Morris, A	4	0.0	1.0	0.0	0.3	0.5	0.5	0.0	0.0	0.0	0.0
20	Hull, C	3	0.0	0.7	0.0	0.3	0.0	0.0	0.0	0.0	0.0	0.0
30	Pierre, G	6	0.0	0.0	0.0	0.0	0.0	0.0	0.5	0.0	0.0	0.0
45	Skwara, A	2	0.0	0.0	0.0	0.0	0.0	0.0	0.0	0.0	0.0	0.0
FSU		30	25.5	57.4	5.9	17.5	13.7	20.7	14.9	15.7	2.9	8.8
Opponents		30	25.3	55.4	6.6	18.5	15.6	23.5	14.3	17.4	4.0	8.0

1998-99 Per Game Averages ACC Games

#	Player	G	FG	FGA	3P	3PA	FT	FTA	AT	TO	BS	ST
21	Hale, R	16	6.5	13.7	1.4	4.7	3.9	4.6	1.3	1.7	1.1	1.3
24	Baker, T	16	4.4	10.9	1.0	4.3	2.9	3.6	2.8	2.8	0.2	2.5
15	Anderson, D	15	5.3	9.0	0.1	0.5	1.8	2.8	0.9	1.2	0.3	1.5
05	Crawford, A	16	3.6	9.9	2.1	5.6	1.0	2.2	2.8	2.1	0.1	0.6
03	Shabazz, K	1	3.0	7.0	0.0	0.0	3.0	10.0	0.0	5.0	5.0	0.0
10	Arrington, D	16	2.9	7.0	0.4	2.0	1.8	2.4	6.4	4.6	0.1	2.1
51	Simmons, O	16	2.0	5.0	0.1	0.1	0.9	1.9	0.4	0.9	0.2	0.2
42	Mott, J	16	0.5	1.6	0.0	0.0	0.6	0.9	0.3	1.0	0.4	0.8
31	Thompson, R	13	0.4	1.2	0.0	0.2	0.2	0.3	0.0	0.1	0.1	0.2
04	Dixon, A	12	0.3	0.6	0.2	0.2	0.0	0.1	0.0	0.3	0.0	0.1
11	Chlebek, M	7	0.1	0.4	0.1	0.3	0.0	0.0	0.1	0.3	0.0	0.0
32	Mathis, E	8	0.0	1.0	0.0	0.3	0.4	0.6	0.4	0.0	0.0	0.0
12	Morris, A	1	0.0	0.0	0.0	0.0	0.0	0.0	0.0	0.0	0.0	0.0
20	Hull, C	1	0.0	1.0	0.0	1.0	0.0	0.0	0.0	0.0	0.0	0.0
30	Pierre, G	2	0.0	0.0	0.0	0.0	0.0	0.0	0.0	0.5	0.0	0.0
FSU		16	25.6	59.1	5.3	17.6	13.2	19.5	15.1	15.5	2.8	9.1
Opponents		16	26.9	54.6	7.4	18.3	17.2	24.6	15.1	18.0	4.8	8.0

Individual Superlatives (Opponents' Individual Highs in [])

Points Total:	32	[Laron Profit, Maryland (2/27)]
	31	[Hale vs. Clemson (1/12)]
	29	[Baker vs. Murray State (12/30)]
	28	[Baker vs. Clemson (3/4)]
	26	[Baker vs. Georgia Tech (2/11)]
	25	[Hale vs. NC State (1/23)]
		[Crawford at Temple (12/14)]
FG Made:	13	[Laron Profit, Maryland (2/27)]
	10	[Baker vs. Clemson (3/4) & Georgia Tech (2/11)]
		[Anderson at Duke (1/16)]
		[Hale vs. Clemson (1/12) & at Georgia Tech (1/9)]
FG Attempted:	22	[Terrell McIntyre, Clemson (3/4)]
	21	[Hale vs. NC State (1/23)]
	18	[Anderson vs. Maryland (2/27)]
		[Baker vs. Georgia Tech (2/11)]
		[Hale at Georgia Tech (1/9)]
FG % (Min 5 FGM):	1.000	[7-7, Brendan Haywood, UNC (2/7)]
	1.000	[Arrington, 5-5 vs. Auburn (12/6)]
	.857	[Arrington, 6-7 vs. Georgia Tech (2/11)]
3-Pt. FG Made:	8	[Terrell McIntyre, Clemson (1/12)]
	7	[Crawford at Temple (12/14)]
	6	[Baker vs. Auburn (12/6)]
	5	[Crawford at Virginia (12/1)]
3-Pt. FG Att.:	16	[Terrell McIntyre, Clemson (3/4)]
	11	[Baker vs. Auburn (12/6)]
	10	[Crawford at Temple (12/14)]
3-Pt. FG % (Min. 3 Made):833	[Greg Stolt, Florida, 5-6 (11/20)]
	1.000	[Crawford, 4-4 vs. Wake Forest (1/20)]
	.750	[Crawford, 3-4 vs. South Florida (2/2)]
		[Hale, 3-4 vs. Clemson (1/12), Mathis, 3-4 vs. Sam Houston State (11/13)]
FREE THROWS		
FT Made:	9	[By Eight Players]
	11	[Baker vs. Murray State (12/30)]
	9	[Hale vs. Georgia Tech (2/11)]
	8	[Hale vs. NC State (1/23) & Clemson (1/12)]

FT Attempted:	14	[By Two Players]
	18	[Baker vs. Murray State (12/30)]
	12	[Shabazz vs. Idaho (11/24)]
FT % (Min. 5 Made):	1.000	[Rasheed Brokenborough, 8-8, Temple (12/14)]
	1.000	[Hale, 9-9 vs. Georgia Tech (2/11), 8-8 vs. NC State (1/23), 7-7 at Maryland (1/27), 6-6 at Temple (12/14) & 5-5 at Virginia (12/1)]
		[Baker 6-6 at Virginia (12/1) & 5-5 vs. Clemson (3/4)]

REBOUNDS

Off. Reb.:	10	[Alvin Jones, Georgia Tech, (2/11) & Elton Brand, Duke (2/17)]
	7	[Hale vs. NC State (1/23)]
	5	[Seven Times]
Def. Reb.:	15	[Harold Jamison, Clemson (3/4)]
	7	[Arrington vs. Clemson (3/4)]
		[Anderson vs. South Florida (2/2)]
		[Baker vs. Virginia (1/30) & Hale vs. Georgia Southern (12/20)]
Total Reb.:	20	[Harold Jamison, Clemson (3/4)]
	13	[Shabazz vs. Florida (11/20)]
	11	[Hale at Butler (12/23)]
	10	[Baker vs. Virginia (1/30) & Hale vs. NC State (1/23) & Georgia Southern (12/20)]

OTHERS

Assists:	10	[Terrell McIntyre, Clemson (3/4)]
	13	[Arrington at Georgia Tech (1/9)]
	10	[Arrington vs. USF (2/2) & at Jacksonville (12/17)]
	9	[Arrington vs. Mississippi State (12/29)]
Blocked Shots:	4	[Three Times]
	5	[Shabazz at Virginia (12/1)]
	4	[Shabazz vs. Sam Houston (11/13)]
Steals:	5	[Smith, USF (2/2) & Stokes, Maryland (2/27)]
	6	[Baker at Jacksonville (12/17)]
	5	[Arrington at UNC, vs. Uva & Murray State Baker vs. Florida (11/20)]

'98-'99 Statistics

1998-99 Florida State Basketball Accolades

IN DOUBLE FIGURES

Points - Season (Career)

Hale 22 (32), Baker 22 (42), Anderson 18 (18), Crawford 16 (21), Arrington 10 (10), Simmons 6 (6), Mathis 1 (1)

Rebounds - Season (Career)

Hale 3 (3), Baker 1 (2)

Double-Doubles - Season (Career)

Hale 3 (3), Arrington 1 (1)

GAMES AS LEADING

Scorer	Rebounder		
Hale	14	Hale	13
Baker	9	Anderson	6
Anderson	5	Baker	3
Crawford	2	Simmons	3
Simmon	1	Arrington	2
		Shabazz	2
		Crawford	1
		Mott	1

MISCELLANEOUS STATS

Charges Taken - 35

Arrington 17, Simmons 7, Anderson 3, Hale 3, Mott 3, Crawford 1, Thompson 1

Dunks - 49

Hale 19, Anderson 17, Dixon 5, Baker 2, Thompson 2, Crawford 1, Simmons 1

STARTING LINEUPS


Arrington, Baker, Hale, Simmons, Shabazz	2-2
Arrington, Crawford, Hale, Simmons, Shabazz	1-0
Arrington, Baker, Hale, Simmons, Mott	7-7
Crawford, Baker, Hale, Simmons, Mott	1-0
Arrington, Baker, Hale, Anderson, Mott	2-5
Arrington, Crawford, Hale, Anderson, Mott	0-2
Arrington, Baker, Pierre, Hale, Anderson	0-1

FREE THROWS IN THE FINAL 5 MINUTES

Anderson	5-6 (.833)
Arrington	21-31 (.677)
Baker	36-51 (.706)
Crawford	13-23 (.565)
Chlebek	0-3 (.000)
Dixon	1-2 (.500)
Hale	38-43 (.884)
Mathis	3-5 (.600)
Morris	2-2 (1.000)
Mott	1-4 (.250)
Simmons	7-14 (.500)
Thompson	4-10 (.400)
Team	136-197 (.690)

FSU'S RECORD WHEN

At Home	7-7
On the Road	3-8
Neutral Sites	3-2
vs. ACC	5-11
Home ACC	3-5
Road ACC	2-6
Non-Conference	7-5
After a Win	5-8
After a Loss	7-9
Shooting > 50%	6-2
Shooting < 50%	7-15
Opp. Shoot > 50%	2-7
Opp. Shoot < 50%	11-10
Outrebound Opp	8-3
Outrebounded	4-14
Scoring > 80 pts	4-2
Hold Opp. < 70 pts	1-3
Margin 1-5 pts	3-3



Ron led Florida State in scoring 14 times a year ago and had 22 double figure efforts.

Margin 6-10 pts	2-4
Margin 11-15 pts	4-2
Margin 16+ pts	4-8
vs AP Top 10	0-5
vs AP Top 25	1-7
vs USA Top 10	0-5
vs USA Top 25	1-8
Final AP Top 25	0-9
Final USA Tp 25	0-9
Longest Win Strk	2 (5)
Longest Losing Strk	7
Leading at Half	12-2
Trailing at Half	1-14
Tied at Half	0-1
In Overtime	2-1
Day Games	5-8
Night Games	8-9
November	2-1


'98-'99 Statistics

1998-99 Florida State Basketball Accolades

FSU's RECORD WHEN

December.....	5-4
January.....	4-4
February.....	1-7
March.....	1-1
Sunday.....	1-3
Monday.....	0-2
Tuesday.....	5-0
Wednesday.....	2-5
Thursday.....	2-1
Friday.....	1-2
Saturday.....	2-4

White Uniforms.....	8-8
Garnet Uniforms.....	5-9
Gold Uniforms.....	0-0
On Television.....	10-16
ABC.....	0-2
ESPN.....	1-4
espn2.....	1-4
R/JP.....	2-4
Sunshine.....	4-2
RSN.....	2-1
Leading w/ 5 min left.....	12-3




Florida State posted a 12-3 record when leading with five minutes to play.

1998-99 Florida State Basketball Team Awards



HUGH DURHAM
MOST VALUABLE
PLAYER AWARD
Ron Hale




BOB SURA
LEADING SCORER
AWARD
Ron Hale



**MOST IMPROVED
PLAYER AWARD**
Justin Mott



DAVE COWENS
REBOUNDING
AWARD
Ron Hale



OTTO PETTY
ASSIST AWARD
Delvon Arrington



CHARLIE WARD
DEFENSIVE
AWARD
Terrell Baker

'98-'99 Statistics


1998-99 Florida State Basketball Team Awards



FREE THROW PERCENTAGE AWARD
Ron Hale




ACADEMIC AWARD
Oliver Simmons



IRON MAN AWARD
Terrell Baker



TOP CONDITIONED ATHLETE
Ron Hale



MR. WALK-ON AWARD
Chris Hull



CAPTAINS AWARD
Terrell Baker and Gibson Pierre

1998-99 Florida State Departing Lettermen



Terrell Baker
6-5, 200, Senior, Guard
Lawnside, NJ (Camden County NJ)
Vo-Tech/Champlain (VT) College)

Two-year starter at shooting guard after transferring into Florida State from Champlain College in Burlington, VT ... played in 61 games as a Seminole and started 55 ... finished eighth on FSU's career steals list with 139 and 11th in three-pointers made with 76 despite playing just two years ... averaged 14.5 points to finish second on the team in scoring as a senior ... also averaged 4.4 rebounds, 2.8 assists and 2.7 steals during his final year ... ranked second in the ACC in steals ... his 80 swipes were the third highest season total in FSU history ... hit 43.8 percent from the field (151-of-345) and 73.8 percent from the line (90-of-122) ... was named to the Atlantic Coast Conference's All-Defensive Team after his senior season by a vote of the league's head coaches ... best game of senior season came in Florida State's 87-85 overtime win over Clemson in the first round of the ACC Tournament ... scored 28 points on 10-of-16 shooting ... scored FSU's first 11 points in the game and accounted for their first 17 (13 points, two assists) ... averaged 20.0 points in the ACC Tournament ... scored a career-best 29 points against NCAA Tournament participant Murray State in the Rainbow Classic ... was named to the All-Tournament team there after averaging 19.3 points and hitting 20-of-37 from the floor (54.1 percent) in three games ... broke the 20-point barrier five other times as a senior ... had 24 points and hit 6-of-11 from three-point range in a loss to NCAA Tournament No. 1 seed Auburn ... excellent rebounder from the backcourt, who had at least six rebounds seven times ... pulled down a season-high 10 at home against Virginia ... averaged 17.3 points and 3.0 steals in three head-to-head meetings with Steve Francis and Maryland ... had 15 points, seven rebounds, six assists and four steals in a loss at top-ranked Duke ... had at least four steals in 10 games, including a career-best six at Jacksonville ... earned a reputation as one of the nation's best defenders as a junior ... shut down a number of big-name players all season ... limited Georgia Tech's Dion Glover (an 18-points per game scorer) to his only single-digit effort of the year and 9.5 points in two meetings ... shut down UConn freshman sensation Khalid El-Amin, holding him to 3-of-18 shooting and 10 points in an FSU win over the Huskies ... assigned to Arizona's Mike Bibby (the second pick in last year's NBA Draft) at halftime of Florida State's win over the Wildcats and held him to four points on 1-of-7 shooting after he scored 22 in the first half ... helped harass Florida point guard Jason Williams (the seventh pick in last year's NBA Draft) into 12 turnovers while scoring 18 points with five steals in a Seminole victory ... also proved adept at the offensive end ... led FSU in scoring for most of the year until he separated his shoulder in the first round of the ACC Tournament ... played in that game and two in the NCAA Tournament with the injury but did not make a field goal yet still finished the year as the Seminoles' second leading scorer at 12.0 points per game ... hit for double figures 20 times ... also averaged 4.3 rebounds, 2.1 assists and 1.9 steals ... led FSU in three-point shooting at 33.7 percent (33-of-98) ... hit 50.0 percent from the field (120-of-140) and 79.8 percent from the line (99-of-124) ... earned the Charlie Ward Defensive Stopper Award from FSU's coaching staff ... posted season-highs with 23 points and 11 rebounds at Southwestern Louisiana ... earned third team junior college All-America honors as a freshman and sophomore at Champlain College ... averaged 21.0 points, 6.7 rebounds and 4.2 assists in leading his team to a 31-2 record as a sophomore ... scored 15.7 points per game in a 26-5 campaign as a freshman.

Terrell Baker 1998-99 Season and Career Highs

	Season	Career
Points	29 vs. Murray State (12/30)	Same
Rebounds	10 vs. Virginia (1/30)	11 at USL (12/20/97)
Blocks	1 - six times	1 - 13 times
Assists	6 - three times	6 - four times
Steals	6 at Jacksonville (12/17)	Same
Turnovers	7 at Temple (12/14)	Same
FGM	10 - two times	Same
FGA	18 vs. Georgia Tech (2/11)	Same
3FGM	6 vs. Auburn (12/6)	Same
3FGA	11 vs. Auburn (12/6)	Same
FTM	11 vs. Murray State (12/30)	Same
FTA	18 vs. Murray State (12/30)	Same
Minutes	40 vs. Murray State (12/30)	Same

Season	G/GS	Min-Avg.	FGM-A	Pct	3FGM-A	Pct	FTM-A	Pct	O-D-Reb-Avg.	PF-DQ	AST	TO	BS	ST	Pts-Avg.
1997-98	31-28	873-28.2	120-240	.500	33-98	.337	99-124	.798	45-88-133-4.3	100-3	64	78	7	59	372-12.0
1998-99	30-27	953-31.8	151-345	.438	43-139	.309	90-122	.738	44-88-132-4.4	95-9	84	82	6	80	435-14.5
Career	61-55	1826-29.9	271-585	.463	76-237	.321	189-246	.768	89-176-265-4.4	203-12	148	160	13	139	807-13.2

Continued on page 156

'98-'99 Statistics

1998-99 Florida State Departing Lettermen

Continued from page 155

Terrell Baker 1997-98 Game-by-Game

Opponent	G/S	FG-A	3FG-A	FTA	O-D-Treb	PF	Asst	TO	Blk	Stl	Min	TP
Rice	1/1	4-7	1-3	3-5	2-1-3	4	3	2	0	3	33	12
Loyola	2/2	5-9	2-3	3-3	0-3-3	4	4	0	0	2	22	15
Utah St.	3/3	3-5	0-0	8-10	0-8-8	2	2	3	0	4	32	14
UConn	4/4	2-4	0-1	6-8	0-4-4	4	2	2	0	0	23	10
Kansas	5/5	4-8	2-5	2-2	2-4-6	2	2	6	1	1	35	12
FAU	6/6	7-8	3-4	3-3	0-2-2	3	3	1	0	2	21	20
JU	7/7	0-2	0-2	1-2	0-0-0	3	3	0	0	1	23	1
Florida	8/8	6-12	0-3	6-6	0-1-1	4	2	2	0	5	25	18
UNCA	9/9	6-9	1-2	5-6	2-6-8	4	4	0	1	3	27	18
UNC	10/10	2-6	1-5	5-6	2-0-2	4	1	4	0	1	29	10
Arizona	11/11	6-10	1-2	5-5	0-6-6	3	0	5	1	1	3	18
USL	12/12	7-13	1-4	8-10	6-5-11	0	1	2	0	1	36	23
DePaul	13/13	1-11	1-6	4-4	5-0-5	2	6	4	0	3	35	7
NC State	14/14	8-11	3-4	3-3	2-4-6	3	0	3	0	1	35	22
Maryland	15/15	7-10	3-4	0-0	1-2-3	4	3	3	0	5	33	17
Duke	16/16	2-8	0-3	2-2	1-2-3	5	2	6	0	3	29	6
Clemson	17/16	0-4	0-3	4-4	2-1-3	4	2	6	0	2	25	4
Ga. Tech	18/17	2-5	1-3	2-3	1-4-5	3	2	5	0	2	31	7
Wake	19/18	5-6	2-3	4-4	3-2-5	4	1	3	0	0	27	16
UNC	20/19	1-8	0-3	1-3	3-2-5	3	3	1	0	0	24	3
NC State	21/20	8-9	2-2	2-2	1-4-5	4	1	0	0	3	32	20
USF	22/20	5-7	2-3	4-8	2-3-5	4	1	1	0	2	20	16
DVA	23/21	6-8	2-2	3-4	0-2-2	4	4	2	0	2	31	17
Maryland	24/22	3-12	2-8	0-0	2-5-7	4	2	0	0	1	38	8
Duke	25/23	5-7	0-1	2-3	0-2-2	5	0	2	0	1	30	12
Clemson					DNP							
Ga. Tech	26/23	3-10	0-6	1-2	1-3-4	4	1	3	1	0	23	7
Wake	27/24	5-10	2-3	6-8	3-4-7	4	2	2	1	3	24	18
UVA	28/25	7-11	1-3	0-1	1-0-1	4	1	1	0	2	28	15
NC State	29/26	0-1	0-1	0-0	0-2-2	1	0	2	1	0	13	0
TCU	30/27	0-4	0-2	2-3	2-3-5	3	3	6	1	3	27	2
Valpo	31/28	0-5	0-4	4-4	1-2-4	5	3	1	0	2	30	4

Terrell Baker 1998-99 Game-by-Game

Opponent	G/S	FG-A	3FG-A	FTA	O-D-Treb	PF	Asst	TO	Blk	Stl	Min	TP
S. Houston	1/1	6-9	1-1	3-6	2-2-4	1	4	2	0	2	23	16
Florida	2/2	4-17	1-8	4-6	3-1-4	5	3	2	1	5	35	13
Idaho	3/2	6-10	2-4	3-4	3-5-8	2	3	1	1	4	32	17
UVA	4/3	2-7	1-4	6-6	1-3-4	3	1	3	0	3	30	11
Auburn	5/4	8-17	6-11	2-3	0-1-1	4	0	4	0	1	36	24
Temple	6/5	1-7	1-5	1-2	1-3-4	5	4	7	0	2	33	4
JU	7/6	6-14	2-5	3-4	2-5-7	2	2	5	0	6	34	17
GSU	8/7	6-10	2-5	2-2	1-4-5	1	4	0	0	1	21	16
Butler	9/8	2-9	1-6	0-0	2-2-4	5	1	3	0	2	24	5
Princeton	10/9	5-13	3-6	0-0	0-4-4	1	3	3	0	3	39	13
Miss. St.	11/10	7-10	1-2	1-2	1-2-3	2	3	3	0	1	30	16
Murray St.	12/11	8-14	2-4	11-18	0-5-5	4	1	3	1	4	40	29
UNC	13/12	2-11	1-8	0-0	0-1-1	5	3	1	1	1	37	5
Ga. Tech	14/13	6-11	1-3	0-0	1-2-3	0	2	2	0	2	34	13
Clemson	15/14	8-11	1-3	3-4	1-5-6	2	3	1	0	4	32	20
Duke	16/15	5-14	0-2	5-6	1-6-7	4	6	4	0	4	30	15
Wake	17/16	4-8	2-3	4-6	1-2-3	2	4	1	0	3	32	14
NC State	18/17	4-8	3-6	4-4	3-2-5	2	1	3	0	4	34	15
Maryland	19/18	7-14	1-4	3-4	2-1-3	3	3	4	1	4	34	18
UVA	20/19	2-12	1-6	1-3	3-7-10	4	6	2	0	4	32	6
USF	21/20	7-11	1-4	6-8	1-6-7	1	6	0	0	3	35	21
UNC	22/21	3-13	1-4	2-2	4-1-5	2	5	1	1	0	32	9
Ga. Tech	23/22	10-18	1-5	5-7	2-3-5	5	3	3	0	3	38	26
Clemson	24/23	1-9	0-6	0-0	1-1-2	2	1	2	0	2	27	2
Duke	25/24	2-9	0-3	2-2	0-3-3	3	2	6	0	1	32	6
Wake	26/24	2-5	1-3	2-2	1-5-6	5	2	4	0	2	22	7
NC State	27/24	6-10	0-2	3-4	0-3-3	5	1	4	0	1	31	15
Maryland	28/25	7-14	2-6	6-8	2-1-3	4	2	3	0	2	28	22
Clemson	29/26	10-16	3-5	5-5	2-1-3	5	3	3	0	3	35	28
Maryland	30/27	4-14	1-5	3-4	3-1-4	5	2	2	0	3	31	12


1998-99 Honors



Terrell Baker
All-Rainbow Classic Tournament Team
Atlantic Coast Conference
All-Defensive Team



Ron Hale
All-Atlantic Coast Conference - Third Team
NABC All-District 6 - First Team



Terrell Baker scored a career-high 29 points against Murray State in the Rainbow Classic.

'98-'99 Statistics

1998-99 Florida State Departing Lettermen



Gibson Pierre
6-5, 195, Senior, Forward
Miami, FL (Edison High School)

Two-year member of the Florida State program ... made the team as a walk-on after open tryouts prior to the start of the 1997-98 season ... appeared in six games as a senior and 11 in his career ... made the only start of his career in his final home game on Senior Day against Maryland ... did not score in two minutes in that game ... hit the only field goal of his career against Virginia at home as a junior.

	Season	Career
Points	N/A	2 vs. Virginia (2/28/98)
Rebounds	1 vs. Ga. Southern (12/20)	1 - four times
Blocks	N/A	N/A
Assists	N/A	1 vs. UNC Asheville (12/17/97)
Steals	N/A	N/A
Turnovers	1 - two times	1 - three times
FGM	N/A	1 vs. Virginia (2/28/98)
FGA	N/A	1 vs. Virginia (2/28/98)
3FGM	N/A	N/A
3FGA	N/A	N/A
FTM	N/A	N/A
FTA	N/A	N/A
Minutes	4 - Two Times	Same

Season	G/GS	Min-Avg.	FGM-A	Pct	3FGM-A	Pct	FTM-A	Pct	O-D-Reb-Avg.	PF-DO	AST	TO	BS	ST	Pts-Avg.
1997-98	5-0	6-1.2	1-1	1.000	0-0	.000	0-0	.000	0-3-3-0.6	2-0	1	1	0	0	2-0.4
1998-99	6-1	12-2.0	0-0	.000	0-0	.000	0-0	.000	0-1-1-0.2	2-0	0	3	0	0	0-0.0
Career	11-1	18-1.6	1-1	1.000	0-0	.000	0-0	.000	0-4-4-0.4	4-0	1	4	0	0	2-0.2

Opponent	GS	FG-A	3FG-A	FT-A	O-D-TReb	PF	Asst	TO	Blk	Stl	Min	TP
Rice					DNP							
Loyola					DNP							
Utah St.					DNP							
UConn					DNP							
Kansas					DNP							
FAU					DNP							
JU					DNP							
Florida					DNP							
UNCA	1/0	0-0	0-0	0-0	0-1-1	1	1	1	0	0	1	0
UNC					DNP							
Arizona					DNP							
USL					DNP							
DePaul					DNP							
NC State					DNP							
Maryland					DNP							
Duke					DNP							
Clemson					DNP							
Ga. Tech					DNP							
Wake	2/0	0-0	0-0	0-0	0-1-1	0	0	0	0	0	2	0
UNC	3/0	0-0	0-0	0-0	0-0-0	0	0	0	0	0	1	0
NC State					DNP							
USF					DNP							
UVA					DNP							
Maryland					DNP							
Duke					DNP							
Clemson	4/0	0-0	0-0	0-0	0-0-0	0	0	0	0	0	1	0
Ga. Tech					DNP							
Wake					DNP							
UVA	5/0	1-1	0-0	0-0	0-1-1	1	0	0	0	0	1	2
NC State					DNP							
TCU					DNP							
Valpo					DNP							

Opponent	GS	FG-A	3FG-A	FT-A	O-D-TReb	PF	Asst	TO	Blk	Stl	Min	TP
S. Houston					DNP							
Florida					DNP							
Idaho					DNP							
UVA					DNP							
Auburn					DNP							
Temple					DNP							
JU					DNP							
GSU	1/0	0-0	0-0	0-0	0-1-1	0	0	0	0	0	4	0
Butler	2/0	0-0	0-0	0-0	0-0-0	0	0	0	0	0	0	0
Princeton					DNP							
Miss. St.					DNP							
Murray St.					DNP							
UNC					DNP							
Ga. Tech					DNP							
Clemson					DNP							
Duke					DNP							
Wake					DNP							
NC State					DNP							
Maryland					DNP							
UVA					DNP							
USF	3/0	0-0	0-0	0-0	0-0-0	0	0	1	0	0	1	0
UNC					DNP							
Ga. Tech					DNP							
Clemson	4/0	0-0	0-0	0-0	0-0-0	0	0	0	0	0	1	0
Duke					DNP							
Wake					DNP							
NC State					DNP							
Maryland	5/1	0-0	0-0	0-0	0-0-0	2	0	1	0	0	2	0
Clemson					DNP							
Maryland	6/1	0-0	0-0	0-0	0-0-0	0	0	1	0	0	4	0

'98-'99 Statistics

1998-99 Florida State Departing Lettermen



Ronald Thompson
6-7, 210, Sophomore, Forward
Savannah, GA (Jenkins High School)

Two-year letterman and three-year veteran of the Florida State program ... appeared in 25 games as a sophomore, averaging 1.6 points and 1.2 rebounds in 5.9 minutes per game ... hit 40.0 percent from the floor (16-of-40) and 56.3 percent from the line (9-of-16) ... best game of his career came in FSU's 111-108 double overtime loss to Georgia Tech on

Feb. 11 ... scored a career-high eight points, all in the first overtime, on 4-of-6 shooting and grabbed four rebounds ... had seven points and four rebounds in 20 minutes in a win at Jacksonville on Dec. 17 ... twice scored six points as a sophomore - versus Sam Houston in the season-opener and against Idaho on Nov. 24 ... appeared in 17 games as a redshirt freshman during the 1997-98 season and averaged 4.8 minutes of playing time per game ... averaged 1.4 points and 0.9 rebounds per game ... shot 29.6 percent from the field (8-of-27) and 58.3 percent from the line (7-of-12) ... scored a season-high seven points in a home loss to Clemson in 14 minutes ... first field goal of his career was a dunk against Florida Atlantic ... finished with six points and four rebounds in that game ... enrolled at Florida State in the fall of 1996 but sat out the 1996-97 season as a redshirt ... missed six weeks of practice time that year with a broken bone in his left wrist.

Ronald Thompson 1998-99 Season and Career Highs

	Season	Career
Points	8 vs. Georgia Tech (2/11)	Same
Rebounds	5 vs. Sam Houston (1/13)	Same
Blocks	1 vs. Clemson (1/12)	Same
Assists	1 at Jacksonville (12/17)	1 - two times
Steals	1 - four times	1 - five times
Turnovers	2 - two times	2 - three times
FGM	4 vs. Georgia Tech (2/11)	Same
FGA	6 vs. Georgia Tech (2/11)	7 at North Carolina (2/24/98)
3FGM	N/A	1 vs. Clemson (2/15/98)
3FGA	1 - three times	1 - four times
FTM	2 - three times	3 at Clemson (1/13/98)
FTA	3 vs. Idaho (11/24)	7 vs. Clemson (2/15/98)
Minutes	20 at Jacksonville (12/17)	Same

Season	G/GS	Min-Avg.	FGM-A	Pct	3FGM-A	Pct	FTM-A	Pct	O-D-Reb-Avg.	PF-DQ	AST	TO	BS	ST	Pts-Avg.
1996-97									Did Not Play - Redshirted						
1997-98	17-0	82-4.8	8-27	.296	1-1	1.000	7-12	.583	5-10-15-0.9	12-0	1	5	0	1	24-1.4
1998-99	25-0	147-5.9	16-40	.400	0-3	.000	9-16	.563	13-16-29-1.2	21-0	1	6	1	5	41-1.6
Career	42-0	229-5.5	24-67	.358	1-4	.250	16-28	.571	18-26-44-1.1	33-0	2	11	1	6	65-1.6

Ronald Thompson 1997-98 Game-by-Game

Opponent	G/S	FG-A	3FG-A	FTA	O-D-TRB	PF	Ast	TO	Blk	Stl	Min	TP
Rice	1/0	0-1	0-0	0-0	0-0-0	0	0	0	0	0	2	0
Loyola	2/0	0-1	0-0	0-1	0-0-0	1	0	0	0	0	3	0
Utah St.					DNP							
UConn	3/0	0-0	0-0	0-0	0-0-0	0	0	0	0	0	1	0
Kansas					DNP							
FAU	4/0	3-6	0-0	0-0	3-1-4	2	0	1	0	0	12	6
JU	5/0	2-5	0-0	0-0	0-3-3	3	1	0	0	1	12	4
Florida					DNP							
UNCA	6/0	0-0	0-0	0-0	0-0-0	0	0	0	0	0	1	0
UNC					DNP							
Arizona					DNP							
USL					DNP							
DePaul					DNP							
NC State					DNP							
Maryland	7/0	0-0	0-0	0-0	0-1-1	1	0	0	0	0	2	0
Duke					DNP							
Clemson	8/0	1-2	0-0	3-4	1-1-2	3	0	0	0	0	6	5
Ga. Tech	9/0	0-0	0-0	0-0	0-0-0	0	0	1	0	0	3	0
Wake	10/0	0-1	0-0	0-0	0-3-3	0	0	1	0	0	4	0
UNC	11/0	1-7	0-0	0-0	1-0-1	1	0	0	0	0	14	2
NC State					DNP							
USF	12/0	0-0	0-0	0-0	0-0-0	0	0	0	0	0	1	0
UVA					DNP							
Maryland					DNP							
Duke	13/0	0-0	0-0	0-0	0-0-0	0	0	0	0	0	2	0
Clemson	14/0	1-4	1-1	4-7	0-1-1	1	0	2	0	0	14	7
Ga. Tech	15/0	0-0	0-0	0-0	0-0-0	0	0	0	0	0	0	0
Wake					DNP							
UVA	16/0	0-0	0-0	0-0	0-0-0	0	0	0	0	0	0	0
NC State	17/0	0-0	0-0	0-0	0-0-0	0	0	0	0	0	5	0
TCU					DNP							
Valpo					DNP							

Ronald Thompson 1998-99 Game-by-Game

Opponent	G/S	FG-A	3FG-A	FTA	O-D-TRB	PF	Ast	TO	Blk	Stl	Min	TP
S. Houston	1/0	2-4	0-0	2-2	1-4-5	4	0	2	0	0	14	6
Florida	2/0	1-4	0-0	0-2	3-0-3	1	0	0	0	0	5	2
Idaho	3/0	2-4	0-0	2-3	0-1-1	1	0	0	0	0	9	6
UVA	4/0	0-2	0-0	0-0	0-1-1	0	0	0	0	0	6	0
Auburn	5/0	0-0	0-0	0-0	0-0-0	1	0	0	0	0	3	0
Temple	6/0	0-3	0-0	0-0	1-1-2	2	0	0	0	0	10	0
JU	7/0	3-5	0-0	1-1	1-3-4	1	1	2	0	1	20	7
GSU	8/0	1-2	0-0	2-2	2-2-4	0	0	0	0	1	12	4
Butler	9/0	1-2	0-0	0-0	0-1-1	2	0	0	0	1	8	0
Princeton	10/0	0-0	0-0	0-0	0-0-0	1	0	1	0	0	3	0
Miss. St.					DNP							
Murray St.					DNP							
UNC	11/0	0-0	0-0	0-0	0-1-1	0	0	0	0	0	2	0
Ga. Tech	12/0	1-1	0-0	0-0	0-0-0	0	0	0	0	0	1	2
Clemson	13/0	0-0	0-0	1-2	1-0-1	1	0	0	1	0	9	1
Duke	14/0	0-0	0-0	0-0	0-0-0	1	0	0	0	1	2	0
Wake	15/0	0-0	0-0	0-0	0-0-0	0	0	0	0	0	2	0
NC State	16/0	0-0	0-0	0-0	0-0-0	0	0	0	0	0	0	0
Maryland					DNP							
UVA					DNP							
USF	17/0	0-0	0-0	0-0	0-0-0	0	0	0	0	0	0	0
UNC	18/0	0-2	0-1	0-0	0-0-0	0	0	1	0	0	9	0
Ga. Tech	19/0	4-6	0-1	0-0	3-1-4	1	0	0	0	0	12	8
Clemson	20/0	0-1	0-0	0-0	0-1-1	1	0	0	0	0	6	0
Duke	21/0	0-1	0-0	1-2	1-0-1	1	0	0	0	1	4	1
Wake	22/0	0-0	0-0	0-0	0-0-0	2	0	0	0	0	2	0
NC State	23/0	0-2	0-1	0-0	0-0-0	0	0	0	0	0	3	0
Maryland					DNP							
Clemson	24/0	0-0	0-0	0-2	0-0-0	1	0	0	0	0	3	0
Maryland	25/0	1-1	0-0	0-0	0-0-0	0	0	0	0	0	2	2

The Atlantic Coast Conference: The Tradition Continues

THE TRADITION

Consistency. It's the mark of true excellence in any endeavor.

However, in today's intercollegiate athletics, competition has become so balanced and so competitive that it is virtually impossible to maintain a high level of consistency.

Yet the Atlantic Coast Conference has defied the odds. Now in its 47th year of competition, the ACC has long enjoyed the reputation as one of the strongest and most competitive inter-collegiate conferences in the nation. And that is not mere conjecture, the numbers support it.

Since the league's inception in 1953, ACC schools have captured 75 national championships, including 38 in men's competition and 37 in women's. In addition, 115 men and 26 women have earned the coveted title of NCAA champion.

If success is best measured in terms of wins and losses, then the ACC is unrivaled in NCAA history. ACC teams have captured seven NCAA basketball championships, including three straight between 1991 and 1993.

Since the NCAA's inaugural tournament in 1938, no conference has posted a better record than the ACC. The nine current conference members have posted an NCAA Tournament-best mark of 268-143 for a sterling .652 winning percentage against the nation's toughest competition.

In the decade of the 90's, the ACC success story is even more impressive as league teams have compiled a 105-48 (.686) NCAA mark, including 28 "Sweet 16" appearances.

North Carolina, the nation's second win-igest team with 1,699 wins, captured NCAA championships in 1957, 1982 and 1993. N.C. State walked away with the coveted crown in 1974 and 1983 while Duke won back-to-back titles in 1991 and 1992.

Over the years, ACC basketball teams have gained global recognition through their NCAA Tournament and national television exposure. Last year the ACC became the first conference in college basketball history to have each of its conference games (72 in all) televised live on a national or regional basis.

The ACC had an NCAA best 107-30 (.781) mark against one of the nation's toughest non-league schedules a year ago. In the decade of the 90's, ACC teams are a combined 994-263 (.791) versus outside opponents. Over the past two years, the ACC is an impressive 26-20 against non-league AP-ranked teams.

The Conference set a single-season attendance mark in 1997-98 drawing 1,569,207 fans, an increase of 28,484 from the 1996-97 season. The league averaged 11,209 over 135 regular season, NIT home games and five ACC Tournament sessions.

1998-99 IN REVIEW

The 1998-99 academic year concluded with the league pocketing three more national team titles and seven individual NCAA crowns. In all, the ACC has won 32 national team titles the last nine years. This past year, the ACC was the only Division I-A conference to have a team play in the national championship game in men's and women's basketball, football and baseball.

The ACC's 1998-99 national champions were Maryland in women's lacrosse, Virginia in men's lacrosse and Duke in women's golf. In addition the ACC had seven other teams participate in national title games - Florida State in football, Virginia in women's lacrosse, Duke in men's and women's basketball, North Carolina in women's soccer, Florida State in baseball and Virginia in rowing. Overall, ACC teams posted a 70-47-1 (.597) mark in NCAA Tournament play.

The ACC placed at least one team in the Top 10 nationally in 15 of the 24 sports sponsored by the league. Other records of note during the 1998-99 sea-

son include 76 teams competing at NCAA Championships, five bowl teams and 28 Top 10 showings.

Seven ACC teams, in seven different sports, representing six of the nine member institutions, earned a No. 1 ranking during the course of the past academic year.

THE CHAMPIONSHIPS

The conference will conduct championship competition in 25 sports during the 1999-2000 academic year - 12 for men and 13 for women.

The first ACC championship was held in swimming on February 25, 1954. The conference did not conduct championships in cross country, wrestling or tennis during the first year.

The 12 sports for men include football, cross country, soccer, basketball, swimming, indoor and outdoor track, wrestling, baseball, tennis, golf and lacrosse. Fencing, which was started in 1971, was discontinued in 1981.

Women's sports were initiated in 1977 with the first championship meet being held in tennis at Wake Forest University. Championships for women are currently conducted in cross country, volleyball, field hockey, soccer, basketball, swimming, indoor and outdoor track, tennis, golf, lacrosse, softball and rowing.

A HISTORY

The Atlantic Coast Conference was founded on May 8, 1953, at the Sedgefield Inn near Greensboro, N.C., with seven charter members - Clemson, Duke, Maryland, North Carolina, North Carolina State, South Carolina and Wake Forest - drawing up the conference by-laws.

The withdrawal of seven schools from the Southern Conference came early on the morning of May 8, 1953, during the Southern Conference's annual spring meeting. On June 14, 1953, the seven members met in Raleigh, N.C., where a set of bylaws was adopted and the name became officially the Atlantic Coast Conference.

On December 4, 1953, conference officials met again at Sedgefield and officially admitted the University of Virginia. The first, and only, withdrawal of a school from the ACC came on June 30, 1971, when the University of South Carolina tendered its resignation.

The ACC operated with seven members until April 3, 1978, when Georgia Tech was admitted. The Atlanta school withdrew from the Southeastern Conference in January of 1964.

The ACC expanded to nine members on July 1, 1991, with the addition of Florida State.

THE SCHOOLS

CLEMSON — Charter member of the SIAA in 1894; charter member of the SC in 1921; charter member of the ACC in 1953.

DUKE — Joined the SC in December, 1928; charter member of the ACC in 1953.

FLORIDA STATE — Charter member of the Dixie Conference in 1948; joined the Metro Conference in July, 1976; joined the ACC September 15, 1990.

GEORGIA TECH — Charter member of the SIAA in 1894; charter member of SC in 1921; charter member of the SEC in 1932; joined the ACC in July, 1979.

MARYLAND — Charter member of the SC in 1921; charter member of the ACC in 1953.

NORTH CAROLINA — Charter member of the SIAA in 1894; charter member of the SC in 1921; charter member of the ACC in 1953.

N.C. STATE — Charter member of the SC in 1921; charter member of the ACC in 1953.

VIRGINIA — Charter member of the SIAA in 1894; charter member of the SC in 1921; resigned from SC in December 1936; joined the ACC in December, 1953.

WAKE FOREST — Joined the SC in February, 1936; charter member of the ACC in 1953.

'98-'99 ACC Review

1998-99 Standings

Team	Conference					Overall						Vs. AP	Vs. USA	Last 10	Last 5	Current Streak
	W	L	Pct	Home	Road	W	L	Pct	Home	Road	Neutral					
Duke	16	0	1.000	8-0	8-0	37	2	.949	14-0	10-0	13-2	9-2	9-2	9-1	4-1	Lost 1
Maryland	13	3	.813	7-1	6-2	28	6	.824	13-1	7-3	8-2	4-5	4-5	8-2	3-2	Lost 1
North Carolina	10	6	.625	6-2	4-4	24	10	.706	12-2	7-5	5-3	4-5	4-5	5-5	2-3	Lost 2
Wake Forest	7	9	.438	6-2	1-7	17	14	.548	13-2	3-9	1-2	2-7	2-7	5-5	2-3	Lost 1
NC State	6	10	.375	5-3	1-7	19	14	.575	15-4	1-8	3-2	1-8	0-8	4-6	2-3	Lost 1
Georgia Tech	6	10	.375	4-4	2-6	15	16	.484	10-4	2-8	3-4	1-8	1-8	2-8	1-4	Lost 3
Clemson	5	11	.313	5-3	0-8	20	15	.571	14-3	2-8	4-4	1-5	1-5	6-4	4-1	Lost 1
Florida State	5	11	.313	3-5	2-6	13	17	.433	7-7	3-8	3-2	1-6	1-7	2-8	1-4	Lost 1
Virginia	4	12	.250	3-5	1-7	14	16	.467	9-6	2-7	3-3	1-8	1-8	4-6	1-4	Lost 4

1998-99 Individual Statistics (All Games)

POINTS PER GAME

Player, Team	G	FGM	3FG	FTM	PTS	Avg.
Terrell McIntyre, CU	35	199	99	130	627	17.9
Elton Brand, Duke	39	235	0	181	691	17.7
Robert O'Kelley, WF	31	172	85	115	544	17.5
Trajan Langdon, Duke	36	191	112	128	622	17.3
Jason Collier, GaT	25	153	32	92	430	17.2
Donald Hand, UVA	30	151	50	162	514	17.1
Steve Francis, Md.	34	205	45	124	579	17.0
Chris Williams, UVA	30	188	36	93	505	16.8
Ron Hale, FSU	30	167	39	108	481	16.0
Terence Morris, Md.	34	196	27	104	523	15.4
William Avery, Duke	39	201	76	102	580	14.9
LaRon Profit, Md.	34	185	24	100	494	14.5
Terrell Baker, FSU	30	151	43	90	435	14.5
Ademola Okulaja, UNC	34	155	59	105	474	13.9
Jason Floyd, GaT	31	150	69	48	417	13.5
Harold Jamison, CU	35	174	0	98	446	12.7
Alvin Jones, GaT	31	145	0	105	395	12.7
Darius Songaila, WF	31	125	2	123	375	12.1
Brendan Haywood, UNC	34	160	0	88	408	12.0
Damous Anderson, FSU	23	115	2	41	273	11.9

REBOUNDS PER GAME

Player, Team	G	No.	PG
Harold Jamison, CU (18)	35	346	9.9
Elton Brand, Duke (19)	39	382	9.8
Alvin Jones, GaT (20)	31	302	9.7
Ademola Okulaja, UNC	34	284	8.4
Chris Williams, UVA	30	226	7.5
Jason Collier, GaT	25	182	7.3
Rafael Vidaurreta, WF	31	225	7.3
Terence Morris, Md.	34	242	7.1
Tom Wideman, CU	35	249	7.1
Brendan Haywood, UNC	34	235	6.9

FIELD GOAL PERCENTAGE

Player, Team	G	FG	FGA	Pct.
Elton Brand, Duke (4)	39	255	411	.620
Damous Anderson, FSU (5)	23	115	190	.605
Terence Morris, Md. (30)	34	196	354	.554
Steve Francis, Md.	34	205	392	.523
Chris Williams, UVA	30	188	367	.512
LaRon Profit, Md.	34	185	368	.503
William Avery, Duke	39	201	416	.483
Ron Hale, FSU	30	167	351	.476
Trajan Langdon, Duke	36	191	413	.462
Jason Collier, GaT	25	153	347	.441

BLOCKED SHOTS PER GAME

Player, Team	G	No.	PG
Alvin Jones, GaT (6)	31	107	3.5
Kris Hunter, UVA (8)	29	88	3.0
Terence Morris, Md.	34	77	2.3
Elton Brand, Duke	39	86	2.2

Player, Team	G	No.	PG
Brendan Haywood, UNC	34	60	1.8
Chris Williams, UVA	30	41	1.4
Jason Collier, GaT	25	34	1.4
Shane Battier, Duke	37	43	1.2
Damon Thornton, NCS	32	35	1.1
Ron Hale, FSU	30	27	0.9

THREE-POINT FG PER GAME

Player, Team	G	3GM	3GA	PG
Trajan Langdon, Duke (11)	36	112	254	3.1
Terrell McIntyre, CU	35	99	246	2.8
Robert O'Kelley, WF	31	85	226	2.7
Jason Floyd, GaT	31	69	211	2.2
Adam Harrington, NCS	32	71	198	2.2
Adrian Crawford, FSU	30	64	161	2.1
William Avery, Duke	39	76	185	1.9
Tony Akins, GaT	31	57	198	1.8
Ademola Okulaja, UNC	34	59	137	1.7
Donald Hand, UVA	30	50	159	1.7

ASSISTS PER GAME

Player, Team	G	No.	PG
Ed Cota, UNC (4)	32	238	7.4
Terrell Stokes, Md. (14)	34	213	6.2
Delvon Arrington, FSU (17)	30	181	6.0
Terrell McIntyre, CU	35	188	5.4
William Avery, Duke	39	196	5.0
Tony Akins, GaT	31	148	4.8
Steve Francis, Md.	34	152	4.5
Donald Hand, UVA	30	123	4.1
Justin Gainey, NCS	33	126	3.8
Chris Carrawell, Duke	39	130	3.3

FREE THROW PERCENTAGE

Player, Team	G	FTM	FTA	Pct.
Donald Hand, UVA (24)	30	162	188	.862
Jason Capel, UNC (29)	26	76	89	.854
Trajan Langdon, Duke	36	128	152	.842
Terence Morris, Md.	34	104	126	.825
William Avery, Duke	39	102	126	.810
Darius Songaila, WF	31	123	153	.804
Ron Hale, FSU	30	108	135	.800
Terrell McIntyre, CU	35	130	164	.793
Steve Francis, Md.	34	124	157	.790
Ademola Okulaja, UNC	34	105	141	.745

THREE-POINT FG PERCENTAGE

Player, Team	G	3PM	3PA	Pct.
Trajan Langdon, Duke (25)	36	112	254	.441
Ademola Okulaja, UNC	34	59	137	.431
William Avery, Duke	39	76	185	.411
Terrell McIntyre, CU	35	99	246	.402
Adrian Crawford, FSU	30	64	161	.398
Craig Dawson, WF	31	51	132	.386
Robert O'Kelley, WF	31	85	226	.376

Player, Team	G	3PM	3PA	Pct.
Adam Harrington, NCS	32	71	198	.359
Jason Floyd, GaT	31	69	211	.327
Donald Hand, UVA	30	50	159	.314

STEALS PER GAME

Player, Team	G	No.	PG
Steve Francis, Md. (21)	34	95	2.8
Terrell Baker, FSU	30	80	2.7
Delvon Arrington, FSU	30	64	2.1
LaRon Profit, Md.	34	67	2.0
Terrell Stokes, Md.	34	65	1.9
Donald Hand, UVA	30	57	1.9
Shane Battier, Duke	37	65	1.8
Adam Hall, UVA	30	49	1.6
Terrell McIntyre, CU	35	57	1.6
Terence Morris, Md.	34	55	1.6

ASSIST/TO RATIO

Player, Team	AS	TO	Rat.
Terrell Stokes, Md.	212	76	2.79
Ed Cota, UNC	238	118	2.02
William Avery, Duke	196	102	1.92
Terrell McIntyre, CU	188	113	1.66
Chris Carrawell, Duke	130	84	1.55
Justin Gainey, NCS	126	83	1.52
Steve Francis, Md.	151	102	1.49
Delvon Arrington, FSU	181	129	1.40
Chezley Watson, UVA	84	61	1.38
Adrian Crawford, FSU	85	66	1.29

OFFENSIVE REBOUNDS

Player, Team	G	No.	PG
Elton Brand, Duke	39	139	3.56
Harold Jamison, CU	35	123	3.51
Alvin Jones, GaT	31	88	2.84
Chris Williams, UVA	30	85	2.83
Jon Babul, GaT	27	75	2.78
Ademola Okulaja, UNC	34	90	2.65
Terence Morris, Md.	34	88	2.59
Brendan Haywood, UNC	34	85	2.50
Ron Kelley, NCS	33	82	2.49
Rafael Vidaurreta, WF	31	77	2.48

MINUTES PLAYED

Player, Team	G	Min.	PG
Ed Cota, UNC	32	1163	36.3
Terrell McIntyre, CU	35	1250	35.7
Ademola Okulaja, UNC	34	1209	35.6
Tony Akins, GaT	31	1100	35.5
Jason Floyd, GaT	31	1097	35.4
Robert O'Kelley, WF	31	1086	35.0
Alvin Jones, GaT	31	1085	35.0
Donald Hand, UVA	30	1048	34.9
Justin Gainey, NCS	33	1147	34.8
Jason Collier, GaT	25	849	34.0



'98-'99 ACC Review

1998-99 Team Statistics (All Games)

SCORING OFFENSE

Team	G	PTS	Avg.
Duke	39	3581	91.8
Maryland	34	2873	84.5
Virginia	30	2183	72.8
Clemson	35	2508	71.7
NC State	33	2363	71.6
North Carolina	34	2418	71.1
Florida State	30	2118	70.6
Georgia Tech	31	2087	67.3
Wake Forest	31	2066	66.6

SCORING DEFENSE

Team	G	PTS	Avg.
Clemson	35	2263	64.7
North Carolina	34	2206	64.9
Wake Forest	31	2014	65.0
NC State	33	2189	66.3
Maryland	34	2259	66.4
Duke	39	2619	67.2
Georgia Tech	31	2238	72.2
Florida State	30	2200	73.3
Virginia	30	2210	73.7

SCORING MARGIN

Team	Mar.
Duke	24.7
Maryland	18.1
Clemson	7.0
North Carolina	6.2
NC State	5.3
Wake Forest	1.7
Virginia	-0.9
Florida State	-2.7
Georgia Tech	-4.9

FIELD GOAL PERCENTAGE

Team	FGM	FGA	PCT
Duke	1244	2422	.514
Maryland	1044	2109	.495
North Carolina	868	1841	.471
Clemson	877	1910	.459
NC State	798	1757	.454
Florida State	765	1721	.445
Wake Forest	699	1622	.431
Virginia	745	1761	.423
Georgia Tech	728	1772	.411

FREE THROW PERCENTAGE

Team	FIM	FIA	PCT
Virginia	490	668	.734
Wake Forest	477	662	.721
Duke	800	1135	.705
North Carolina	507	720	.704
Maryland	601	857	.701
NC State	582	859	.678
Florida State	410	621	.660
Georgia Tech	412	663	.621
Clemson	521	840	.620

3-POINT FG PERCENTAGE

Team	3PM	3PA	PCT
Duke	293	739	.396
North Carolina	175	460	.380
NC State	185	503	.368
Maryland	184	504	.365
Clemson	233	665	.350
Wake Forest	191	554	.345
Florida State	178	525	.339
Georgia Tech	219	663	.330
Virginia	203	637	.319

FIELD GOAL PERCENTAGE DEFENSE

Team	FGM	FGA	PCT
Maryland	772	1991	.388
Duke	972	2486	.391
North Carolina	822	2091	.393
Clemson	769	1872	.411
Wake Forest	692	1660	.417
Georgia Tech	850	1982	.429
NC State	768	1728	.444
Virginia	802	1797	.446
Florida State	766	1663	.461

REBOUND MARGIN

Team	G	FOR	OPP	Mar.
North Carolina	34	39.9	31.0	8.9
Duke	39	42.2	33.4	8.8
Clemson	35	38.7	30.5	8.2
NC State	33	35.9	30.0	6.0
Maryland	34	39.5	35.6	3.9
Wake Forest	31	33.4	33.7	-0.3
Georgia Tech	31	36.9	39.4	-2.5
Florida State	30	32.2	35.7	-3.5
Virginia	30	33.1	40.0	-6.9

TURNOVER MARGIN

Team	OPP	FOR	Mar.
Maryland	21.6	16.6	5.0
Duke	17.4	14.7	2.8
Virginia	16.7	15.1	1.6
Florida State	17.3	15.7	1.6
NC State	17.0	16.8	0.2
Wake Forest	14.6	14.5	0.1
Clemson	14.0	15.1	-1.2
Georgia Tech	15.0	17.3	-2.3
North Carolina	11.0	15.4	-4.4

3-POINT FG PER GAME

Team	G	FG	ATT	PG
Duke	39	293	739	7.5
Georgia Tech	31	219	663	7.1
Virginia	30	203	637	6.8
Clemson	35	233	665	6.7
Wake Forest	31	191	554	6.2
Florida State	30	178	525	5.9
NC State	33	185	503	5.6
Maryland	34	184	504	5.4
North Carolina	34	175	460	5.1

BLOCKED SHOTS

Team	G	No.	Avg.
Duke	39	245	6.3
Maryland	34	199	5.9
Georgia Tech	31	171	5.5
Virginia	30	155	5.2
North Carolina	34	134	3.9
NC State	33	127	3.8
Clemson	35	111	3.2
Florida State	30	86	2.9
Wake Forest	31	64	2.1

STEALS

Team	G	No.	Avg.
Maryland	34	432	12.7
Duke	39	349	8.9
Florida State	30	264	8.8
Virginia	30	257	8.6
NC State	33	253	7.7
Clemson	35	227	6.5
Wake Forest	31	190	6.1
Georgia Tech	31	187	6.0
North Carolina	34	192	5.6

1998-99 All-Atlantic Coast Conference

FIRST TEAM

Elton Brand, So., Duke
 Trajan Langdon, Sr., Duke
 Steve Francis, Jr., Maryland
 Terence Morris, So., Maryland
 Ademola Okutaja, Sr., North Carolina

SECOND TEAM

William Avery, So., Duke
 Terrell McIntyre, Sr., Clemson
 Ed Cota, Jr., North Carolina
 Jason Collier, Jr., Georgia Tech
 Robert O'Kelley, So., Wake Forest

THIRD TEAM

Shane Battier, So., Duke
 Chris Carrawell, Jr., Duke
Ron Jale, Jr., Florida State
 Laron Profit, Sr., Maryland
 Chris Williams, Fr., Virginia

FRESHMEN TEAM

Chris Williams, Virginia
 Corey Maggette, Duke
 Kris Lang, North Carolina
 Darius Songaila, Wake Forest
 Adam Harrington, NC State

Player of the Year: Elton Brand, So., (Duke) **Coach of the Year:** Mike Krzyzewski (Duke) **Freshman of the Year:** Chris Williams (Virginia)

'98-'99 ACC Review

1998-99 Team Statistics (ACC Games Only)

SCORING OFFENSE

Team	G	PTS	Avg.
Duke	16	1458	91.1
Maryland	16	1308	81.8
Clemson	16	1118	69.9
Florida State	16	1115	69.7
Georgia Tech	16	1090	68.1
North Carolina	16	1088	68.0
Wake Forest	16	1064	66.5
Virginia	16	1044	65.3
NC State	16	1025	64.1

SCORING DEFENSE

Team	G	PTS	Avg.
North Carolina	16	1048	65.5
Duke	16	1069	66.8
Wake Forest	16	1101	68.8
Maryland	16	1130	70.6
Clemson	16	1138	71.1
NC State	16	1138	71.1
Georgia Tech	16	1217	76.1
Virginia	16	1225	76.6
Florida State	16	1254	78.4

SCORING MARGIN

Team	Mar.
Duke	24.3
Maryland	11.1
North Carolina	2.5
Clemson	-1.3
Wake Forest	-2.3
NC State	-7.1
Georgia Tech	-7.9
Florida State	-8.7
Virginia	-11.3

FIELD GOAL PERCENTAGE

Team	FGM	FGA	PCT
Duke	524	1029	.509
Maryland	478	981	.487
Clemson	404	897	.450
North Carolina	396	885	.447
Florida State	410	945	.434
Wake Forest	351	823	.426
Georgia Tech	381	907	.420
NC State	347	838	.414
Virginia	359	928	.387

FREE THROW PERCENTAGE

Team	FTM	FTA	PCT
Wake Forest	260	349	.745
Virginia	225	306	.735
Maryland	260	365	.712
NC State	243	334	.686
North Carolina	212	312	.679
Florida State	211	312	.676
Duke	299	447	.669
Georgia Tech	213	336	.634
Clemson	198	317	.625

3-POINT FG PERCENTAGE

Team	3PM	3PA	PCT
Maryland	92	244	.377
Clemson	112	312	.359
Duke	111	312	.356
NC State	88	250	.352
Wake Forest	102	294	.347
North Carolina	84	243	.346
Georgia Tech	115	344	.334
Florida State	84	282	.298
Virginia	101	356	.284

FIELD GOAL PERCENTAGE DEFENSE

Team	FGM	FGA	PCT
Duke	392	990	.396
North Carolina	398	988	.403
Maryland	381	938	.406
Wake Forest	372	837	.444
Georgia Tech	460	1020	.451
Clemson	390	844	.462
Virginia	431	916	.471
NC State	396	827	.479
Florida State	430	873	.493

REBOUND MARGIN

Team	G	FOR	OPP	Mar.
North Carolina	16	40.5	32.1	8.4
Duke	16	41.9	33.8	8.1
Clemson	16	26.6	29.3	7.3
NC State	16	32.9	31.2	1.8
Maryland	16	36.1	37.4	-1.3
Wake Forest	16	30.8	33.5	-2.7
Georgia Tech	16	34.4	39.3	-4.8
Florida State	16	30.5	36.2	-5.7
Virginia	16	31.1	41.5	-10.4

TURNOVER MARGIN

Team	OPP	FOR	Mar.
Duke	18.5	14.1	4.4
Maryland	21.5	17.2	4.3
Florida State	17.8	15.5	2.3
Virginia	15.7	14.8	0.9
Wake Forest	14.1	13.8	0.3
NC State	15.6	17.1	-1.4
Georgia Tech	16.0	17.4	-1.4
Clemson	12.8	15.4	-2.6
North Carolina	10.8	16.1	-5.3

3-POINT FIELD GOALS PER GAME


Team	G	FG	ATT	PG
Georgia Tech	16	115	344	7.2
Clemson	16	112	312	7.0
Duke	16	111	312	6.9
Wake Forest	16	102	294	6.4
Virginia	16	101	356	6.3
Maryland	16	92	244	5.8
NC State	16	88	250	5.5
North Carolina	16	84	243	5.3
Florida State	16	84	282	5.3

BLOCKED SHOTS

Team	G	No.	Avg.
Duke	16	109	6.8
Maryland	16	105	6.6
Virginia	16	79	4.9
Georgia Tech	16	73	4.6
NC State	16	59	3.7
North Carolina	16	50	3.1
Florida State	16	45	2.8
Clemson	16	40	2.5
Wake Forest	16	25	1.6

STEALS

Team	G	No.	Avg.
Maryland	16	183	11.4
Duke	16	147	9.2
Florida State	16	146	9.1
Virginia	16	130	8.1
NC State	16	110	6.9
Georgia Tech	16	98	6.1
Wake Forest	16	94	5.9
North Carolina	16	87	5.4
Clemson	16	85	5.3



Delvon Arrington ranked third in the ACC in assists and steals in his first season of college basketball.