



2000-2001
Seminoles

Players

The 2000-2001 Seminoles



Delvon Arrington



**ON
ARRINGTON:**

Among the nation's pre-eminent play-makers who begins the 2000-01 season as the ACC's active career assist leader ... ranked fourth among the nation's juniors during the 1999-00 season and is ranked ninth among all returning players with 182 assists last season ... enters the 2000-01 season ranked second among ALL returning Division I players with 363 assists ... leads all current ACC players and trails only Southern Cal's Brandon

Granville who begins the season with 388 assists for the national lead ... enters his junior season ranked seventh in school history with 363 assists while his 182 assists during the 1999-00 season ranks as the sixth-highest single-season total in school history ... is one of only three players to hold multiple top ten single-season school assist numbers ... is ranked sixth and seventh on the top 10 list and is joined by only Otto Petty (first, fourth and seventh) and Kerry Thompson (fifth and eighth) ... enters his third season ranked third in school history with a 6.3 assists per

game average over the course of his first 59 games ... one of only two players in the ACC to finish ranked in the top three in the league assists category in each of the last two seasons ... poised to enter Florida State's all-time top 10 list for career steals ... currently ranked 15th among all Seminole players with 108 career steals ... his total of 64 during the 1998-99 season currently stands as the 13th-highest single-season total in school history ... has started 51 consecutive games dating to Dec. 23, 1998 ... has started 58 of 59 career games with his only missed start com-




- Guard
- 5-11, 170
- Senior
- Hillside, NJ (St. Anthony's High School)

ing on Dec. 20, 1998 against Georgia Southern ... Florida State's top returning free throw shooter with a career percentage of 70.5 percent ... has shot above 70 percent during both of his varsity seasons.

AS A JUNIOR (1999-00):

Ranked third in the ACC with a career-high 6.3 assists per game average and a career-high 182 assists ... also ranked among the ACC leaders (10th) in steals per game (1.5) and in total steals (44) ... his 182 assists ranks as the sixth-highest single-season total in school history while his 6.3 assists per game average ranks as the fifth-best in school history ... ranked third on the team in scoring (8.9 points per game) and fourth on the team in rebounding (4.2 rebounds per game) ... played in and started all 29 games during the season ... was the only Seminole to start all 29 games and one of only five to play in all 29 ... enjoyed a career-high five games of double-digit assists including a career-high 12 against Northwestern on Dec. 1 during the ACC/Big 10 Challenge ... among the ACC leaders with a 1.48:1 assist to turnover ratio ... improved his A:TO ratio during the 16 game ACC season (1.66:1) as compared to the entire 29 game schedule (1.48:1) ... enjoyed one of the top



games of his career with a 10 assist, zero turnover performance against North Carolina on Feb. 23 ... his performance against UNC came on the heels of a 10 assist, two turnover performance against Georgia Tech ... his back-to-back double figure assist totals marked a career first ... recorded his third double figure assist outing two games later at Maryland to bring his total to 37 assists and only nine turnovers (4.1:1 assist: turnover ratio) during the four-game stretch (Feb. 21-March 1) ... recorded at least one assist in all 29 games during his sophomore season and has at least one assist in all of his 59 career games ... recorded at least five assists in 22 of the Seminoles' 29 games (75.8 percent) and has recorded at least five assists in 43 of 59 career games (72.9 percent) ... enters his senior season with eight double figure assist games ... finished the season ranked 10th in the ACC with a career-high 1.5 steals per game average ... his 44 steals led the team ... recorded a career-high five steals against North Carolina (Jan. 22) and had at least one steal


Career Highs

PTS	19 vs. NC State (3-5-00)
FGM	6 vs. Vanderbilt (12-22-99), vs. NC State (3-5-00)
FGA	18 vs. NC State (3-5-00)
FG%	.667 vs. Vanderbilt (12-22-99)
3FGM	3 vs. Seton Hall (12-11-99), vs. NC State (3-5-00)
3FGA	6 vs. North Carolina (1-6-99)
3FG%	1.000 at North Carolina (1-22-00)
FTM	5 vs. three teams (last vs. Virginia 2-26-98)
FTA	6 vs. four teams (last vs. Virginia 2-26-98)
FT%	1.000 vs. 11 teams (last at Duke 2-16-99)
OR	2 vs. Norfolk State (11-23-99)
DR	8 at South Florida (1-8-00), at Clemson (2-12-00)
REBS	9 at Clemson (2-12-00)
AST	13 at Georgia Tech (1-9-99)
BLK	1 vs. five teams (last at Maryland, 3-1-00)
STL	5 vs. four teams (last at North Carolina, 1-22-00)
MIN	45 vs. Georgia Tech (2-11-99)

ROBINSON ON ARRINGTON
“Delvon is one of the best point guards in the nation and is one of the fastest players I have ever coached. He will be asked to do more for us than ever before and we are looking for a great season from him.”

in all but five games during the season ... recorded multiple steals 12 times and swiped four against Norfolk State on (Nov. 23) ... among the ACC leaders in double/doubles with three ... ranked third among ACC guards with points/assist

Delvon Arrington recorded a career-high 13 assists as a sophomore against Georgia Tech.



Delvon Arrington's Career Statistics

Year	G-GS	FG-FGA	PCT.	3FG-3FGA	PCT.	FT-FTA	PCT.	PTS-WG	OR	DR	TR-WG	PF-D	AST	TO	BLK	STL	MIN
1998-99	30-29	87-206	.422	16-61	.262	52-74	.703	242-8.1	10	75	85-2.8	67-2	181	129	2	64	920
1999-00	28-29	95-250	.368	28-76	.382	38-55	.709	258-8.9	11	112	123-4.2	47-1	182	123	3	44	938
Career	59-58	182-464	.293	45-137	.328	91-129	.705	500-8.5	21	187	208-3.5	114-3	363	252	5	108	1,858

Delvon Arrington's Conference Statistics

Year	G-GS	FG-FGA	PCT.	3FG-3FGA	PCT.	FT-FTA	PCT.	PTS-WG	OR	DR	TR-WG	PF-D	AST	TO	BLK	STL	MIN
1998-99	16-16	46-112	.411	7-32	.219	28-39	.718	127-7.9	5	32	37-2.3	36-0	103	73	2	34	508
1999-00	16-16	52-140	.349	15-43	.349	27-36	.750	146-9.1	7	59	66-4.1	23-0	98	56	2	24	535
Career	32-32	98-261	.375	22-75	.293	55-75	.733	273-8.5	12	91	103-6.4	59-0	201	129	4	58	1,043

Delvon Arrington has averaged 6.2 assists per game during his career.



assists with a 6.0 assists per game average ... the only player in the ACC to rank among the league's top three players in assists (3rd, 6.0 apg) and steals (3rd, 2.1 spg) ... ranked first on the team in assists (6.0 apg), second in steals (2.1 spg) and sixth in scoring (8.1 ppg) ... recorded 181 assists which stands as the seventh-best single-season total in school history ... also holds the sixth highest single-season total in school history as he recorded 182 assists as a junior during the 1999-2000 season ... recorded a career-high 13 assists at Georgia Tech on Jan. 9, 1999 in a 75-56 victory in Atlanta ... his 13 assists is tied for the 10th-best single-game effort in school history and was only three away from tying the school record ... dished out 10 or more assists three times during his first year running the point for the Seminoles ... displayed his outstanding ability and potential for future all-star honors with a 10-assist performance at Jacksonville (Dec. 17) in only the seventh game of his collegiate career ... back-to-back

outstanding games handling the basketball during the second month of the season with his 10-assist/four turnover performance against Jacksonville and a seven assist/one turnover performance three days later against Georgia Southern ... garnered a career-high 64 steals, a total which ranks as the 12th-highest single-season total in school history ... recorded at least one steal in 14 of the Seminoles 16 conference games with an ACC career-high tying five coming against Virginia (Feb. 2) and at North Carolina (Feb. 7) ... averages 3.0 steals in four career games against North Carolina and has at least one steal in 28 of 32 career conference games ... 16 games of two or more steals and at least three steals in 12 different games ... displayed his scoring ability in his first career game with 14 points against Sam Houston State ... also added four steals against Sam Houston ... was perfect from the field (five-of-five) against Auburn in scoring 14 points against the Tigers who earned a No. 1 seed in

Delvon Arrington averaged a career-high 8.9 points per game as a junior.



double/doubles ranking behind only Jason Williams of Duke and Ed Cota of North Carolina ... double/doubles of points and assists came against Northwestern (12/12, Dec. 1), at Georgia Tech (10/10, Jan. 19) and at Maryland (10/10, March 1) ... scored in double-figures a career-high tying 10 times ... scored his career-high of 19 points against NC State in the regular season finale ... his scoring burst against the Wolfpack came as he tied his career-high with six field goals made, tied his career-high with three 3-point field goals made and was nearly perfect from the line (four-of-five) ... recorded a near double/double of 16 points and eight assists in the Seminoles' victory over Vanderbilt on Dec. 22 ... shot six-of-nine from the floor against the Commodores ... another strong outing of 14 points and eight assists against Seton Hall on Dec. 11 ... helped Florida State to a victory over No. 21 North Carolina on Jan. 22 with 12 points, eight assists and five steals as the Seminoles won in the Dean Dome ... averaged nine assists and three steals in two games against North Carolina.

AS A SOPHOMORE (1998-99):

The Seminoles' starting point guard who ranked third in the ACC and 17th nationally in


Game-by-Game 1998-99

Date	Opponent	G-GS	Min.	FG-FGA	Pct.	3FG-A	Pct.	FT-A	PCT.	O-D	Tot	PF	A	T	B	S	Pts
N13	Sam Houston State	1-1	25	4-7	.571	1-2	.500	5-6	.833	0-3	3	1	2	2	0	4	14
N20	Florida	2-2	28	2-9	.222	0-2	.000	1-2	1.000	0-1	1	1	4	5	0	2	5
N24	Idaho	3-3	36	5-9	.556	0-2	.000	1-1	1.000	1-2	3	3	4	5	0	3	11
D1	at Virginia	4-4	34	2-6	.333	1-4	.250	2-2	1.000	0-3	3	5	4	0	0	7	
D6	Auburn	5-5	37	5-5	1.000	2-2	1.000	2-4	.500	0-4	4	3	3	6	0	0	14
D16	at Temple	6-6	22	2-4	.500	1-2	.500	0-0	.000	0-5	5	5	6	4	0	1	5
D17	at Jacksonville	7-7	30	2-4	.500	0-2	.000	0-2	.000	0-3	3	1	10	4	0	4	4
D20	Georgia Southern	8-7	15	0-0	.000	0-0	.000	2-2	1.000	0-1	1	2	7	1	0	4	2
D23	at Butler	9-8	29	6-12	.500	1-4	.250	0-0	.000	3-2	5	3	4	5	0	2	13
D28	vs. Princeton	10-9	25	1-7	.143	1-3	.333	0-0	.000	0-0	0	1	5	1	0	1	3
D29	vs. Mississippi St.	11-10	30	1-7	.143	0-2	.000	4-4	1.000	0-3	3	2	9	2	0	1	6
D30	vs. Murray State	12-11	34	2-5	.400	0-1	.000	5-6	.833	0-4	4	3	6	3	0	5	9
J6	North Carolina	13-12	31	3-9	.333	2-6	.333	0-0	.000	0-1	1	4	6	4	0	1	8
J9	at Georgia Tech	14-13	32	1-8	.125	0-1	.000	4-4	1.000	1-6	7	1	13	2	0	1	6
J12	Clemson	15-14	28	3-7	.429	0-3	.000	0-1	.000	0-4	4	0	7	5	0	1	6
J16	at Duke	16-15	32	4-7	.571	1-2	.500	0-0	.000	0-1	1	0	6	5	0	3	9
J30	Wake Forest	17-16	34	2-4	.500	0-0	.000	2-3	.667	1-3	4	2	4	8	0	1	6
J23	NC State	18-17	33	0-5	.000	0-3	.000	3-6	.500	1-3	4	1	6	4	0	0	3
J27	at Maryland	19-18	30	3-6	.500	2-3	.667	4-4	1.000	0-0	0	4	7	8	0	3	12
J30	Virginia	20-19	33	2-6	.333	0-2	.000	5-6	.833	0-2	2	3	7	5	0	5	9
F2	South Florida	21-20	33	5-7	.714	2-3	.667	1-2	.500	0-5	5	2	10	6	0	1	13
F7	at North Carolina	22-21	29	6-10	.600	0-1	.000	2-2	1.000	1-3	4	3	4	4	0	5	14
F11	Georgia Tech	23-22	45	6-7	.857	0-0	.000	0-0	.000	0-0	0	1	6	2	1	2	12
F14	at Clemson	24-23	32	4-8	.500	1-3	.333	1-3	.333	0-2	2	3	5	2	0	3	10
F17	Duke	25-24	25	2-7	.286	0-1	.000	0-0	.000	0-0	0	3	8	7	1	3	4
F20	at Wake Forest	26-25	33	3-8	.375	0-1	.000	1-2	.500	1-0	1	3	7	3	0	1	7
F24	at NC State	27-26	31	2-6	.333	0-1	.000	2-2	1.000	0-2	2	2	5	3	0	3	6
F27	Maryland	28-27	26	3-8	.375	0-1	.000	2-4	.500	0-2	2	3	7	7	0	2	8
M4	vs. Clemson	29-28	39	2-7	.286	0-1	.000	0-2	.000	0-7	7	2	4	4	0	1	5
M5	vs. Maryland	30-29	29	4-11	.364	0-3	.000	3-4	.750	1-3	4	0	4	8	0	1	11

Game-by-Game 1999-00

Date	Opponent	G-GS	Min.	FG-FGA	Pct.	3FG-A	Pct.	FTA	Pct.	O-D	Tot	PF	A	TO	B	S	Pts	
N19	at Florida	1-1	23	2-6	.333	1-2	.500	1-2	.500	0-4	4	5	3	7	0	1	6	
N23	Norfolk State	2-2	29	3-10	.300	0-0	.000	0-1	.000	2-5	7	2	8	4	0	4	6	
N27	Jacksonville	3-3	31	2-7	.286	2-3	.667	0-0	.000	1-7	8	3	7	4	0	1	6	
N29	Temple	4-4	37	2-10	.200	1-3	.333	0-0	.000	0-6	6	0	7	4	0	1	5	
D1	at Northwestern	5-5	37	5-9	.556	2-4	.500	0-0	.000	0-6	6	2	12	1	0	2	12	
D5	at Auburn	6-6	32	3-7	.429	1-2	.500	0-0	.000	0-2	2	3	5	14	0	1	7	
D11	Seton Hall	7-7	34	5-12	.417	3-5	.600	1-2	.500	0-2	2	1	8	3	1	0	14	
D18	Massachusetts	8-8	30	5-9	.556	0-2	.000	0-0	.000	0-3	3	3	8	5	0	2	10	
D22	Vanderbilt	9-9	32	6-9	.667	1-1	1.000	3-5	.600	0-4	4	1	8	7	0	1	16	
D30	The Citadel	10-10	29	2-8	.250	1-3	.333	0-0	.000	1-3	4	1	6	1	0	1	5	
J4	at Wake Forest	11-11	32	2-5	.400	1-1	1.000	0-0	.000	1-3	4	1	5	4	0	2	5	
J8	at South Florida	12-12	36	3-7	.429	1-3	.333	0-0	.000	0-8	8	0	5	6	0	3	7	
J12	Clemson	13-13	34	2-9	.222	1-5	.200	4-5	.800	0-5	5	1	5	1	0	3	9	
J16	Duke	14-14	33	4-9	.444	1-2	.500	0-0	.000	0-3	3	2	8	7	0	0	9	
J19	at Georgia Tech	15-15	33	5-11	.455	0-1	.000	0-0	.000	1-3	4	0	10	3	0	2	10	
J22	at North Carolina	16-16	34	4-6	.667	2-2	1.000	2-3	.667	0-3	3	1	8	5	0	5	12	
J26	at Virginia	17-17	36	3-14	.214	0-2	.000	2-2	1.000	1-5	6	2	2	4	0	2	8	
J29	Maryland	18-18	36	2-6	.333	1-2	.500	2-2	1.000	0-3	3	3	7	5	0	0	7	
F2	at NC State	19-19	35	4-11	.364	1-2	.500	4-5	.800	0-4	4	1	3	1	0	1	13	
F5	Wake Forest	20-20	35	3-7	.429	2-4	.500	0-0	.000	1-3	4	1	7	4	1	0	8	
F12	at Clemson	21-21	35	3-6	.500	1-3	.333	1-2	.500	1-2	1.000	0-3	3	3	7	5	0	7
F16	at Duke	22-22	20	3-8	.375	0-0	.000	2-2	1.000	0-2	2	1	1	8	0	1	8	
F21	Georgia Tech	23-23	31	1-8	.125	0-4	.000	3-4	.750	0-2	2	2	10	2	0	2	5	
F23	North Carolina	24-24	36	3-13	.231	1-5	.200	0-2	.000	1-2	3	2	10	0	0	1	7	
F26	Virginia	25-25	37	2-9	.222	1-5	.200	3-4	.750	0-4	4	2	7	4	0	1	8	
M1	at Maryland	26-26	32	5-9	.556	0-1	.000	0-0	.000	1-6	7	2	10	3	1	2	10	
M5	NC State	27-27	36	6-18	.333	3-4	.750	4-5	.800	0-3	3	2	3	3	0	1	19	
M9	vs. Georgia Tech	28-28	37	2-10	.200	0-3	.000	7-8	.875	0-2	2	3	5	9	0	3	11	
M10	vs. Maryland	29-29	16	3-5	.600	1-2	.500	0-1	.000	0-1	1	0	2	3	0	0	7	

the NCAA Tournament's Southeast Regional ... recorded 10 double-figure scoring outings as a sophomore, a feat which he equaled as a junior ... career-best scoring spree of double figures came in four consecutive games (49 total points, 12.3 ppg) during the month of February ... scored 13 points (and added 10 assists) against South Florida (Feb. 2), 14 points (and five steals) at North Carolina (Feb. 7), 12 points (and six assists) against Georgia Tech (Feb. 11) and 10 points (to go along with eight assists) at Clemson (Feb. 14) ... shot 65.6 percent (21-of-32) from the field and 42.8 percent (three-of-seven) from the 3-point arc during his hot streak ... recorded his first career double/double of 13 points and 10 assists against South Florida on Feb. 2, 1999 ... helped lead the Seminoles to a 2-1 record at the Rainbow Classic with victories coming over Mississippi State and Murray State ... totaled 20 assists (6.7 apg) and only six turnovers (2.0 topg) while shooting 90 percent (nine-of-10) from the free throw line during the tournament ... also amassed seven steals (including five against Murray State) during the three-game visit to the Island State.



Delvon Arrington is among the nation's leaders in assists.

AS A FRESHMAN (1997-98):

Was a member of Florida State's NCAA Tournament that advanced to the second round of the tournament ... sat out the season in accordance with NCAA regulations ... practiced with the team and was able to learn the Florida State system and acclimate himself to college life ... was a wonderful addition to the team on the practice court and in the locker room.

AT ST. ANTHONY'S:

Graduated from the nationally renowned St. Anthony's high school in Jersey City, N.J. in 1997 ... earned three varsity letters as the team's starting point guard all three seasons ... guided the team to a 28-1 record and a No. 7 national ranking by *USA Today* as a senior ... averaged a career-high 14.3 points, 6.4 assists and 3.3 steals in earning all-state first-team honors as a senior ... led St. Anthony's to an 81-1 record and to three state titles during his three years as a starter ...

St. Anthony's won three all-group Tournament of Champions crowns during his career ... named MVP of the state tournament his senior season ... starter on the team that earned the *USA Today* national championship as a junior ... team captain as a junior and senior ... a consensus

top-20 point guard and a top-100 national prospect as a member of the class of 1997 ... scored 13 points and added five assists in the Coca-Cola All-America game in Indianapolis ... earned honor roll status as a junior and was a member of the National Honor Society.

PERSONAL:

Born June 23, 1978 ... Delvon is the son of Joan Arrington ... majoring in sports management.

Returning Assist Leaders

1.	Brandon Granville, Southern California	So.	8.3	248
2.	Jamaal Tinsley, Iowa State	Jr.	6.6	244
3.	Jason Williams, Duke	Fr.	6.5	220
4.	Cornelius Jackson, Marshall	Jr.	7.3	218
5.	Casey Rogers, Western Carolina	So.	7.6	213
6.	Markus Carr, Cal. State Northridge	So.	6.9	206
7.	Elliott Prasse-Freeman, Harvard	Fr.	7.3	196
8.	Andy Badard, Maine	Jr.	6.9	193
9.	Delvon Arrington, Florida State	Jr.	6.3	182
10.	Finder Boyd, Dartmouth	So.	7.0	181

1.	Brandon Granville, Southern California	So.	8.3	388
2.	Delvon Arrington, Florida State	Jr.	6.3	363
3.	Casey Rogers, Western Carolina	So.	7.6	357
4.	Markus Carr, Cal. State Northridge	So.	6.9	333
5.	Jamaal Tinsley, Iowa State	Jr.	6.6	244

Career Assist Leaders After His First Two Years

Rank	Player (Years)	First Two Years/Avg.	Career Totals/Avg.
1.	Otto Petty (1970-73)	400/7.0	602/7.3
2.	Delvon Arrington (1998-Pr.)	363/6.2	363/6.2
3.	Tony William (1981-84)	267/4.8	482/6.7
4.	Charlie Ward (1990-94)	225/3.9	396/4.4
5.	Tony Jackson (1976-80)	187/3.9	550/5.1

Career Assist Per Game Leaders

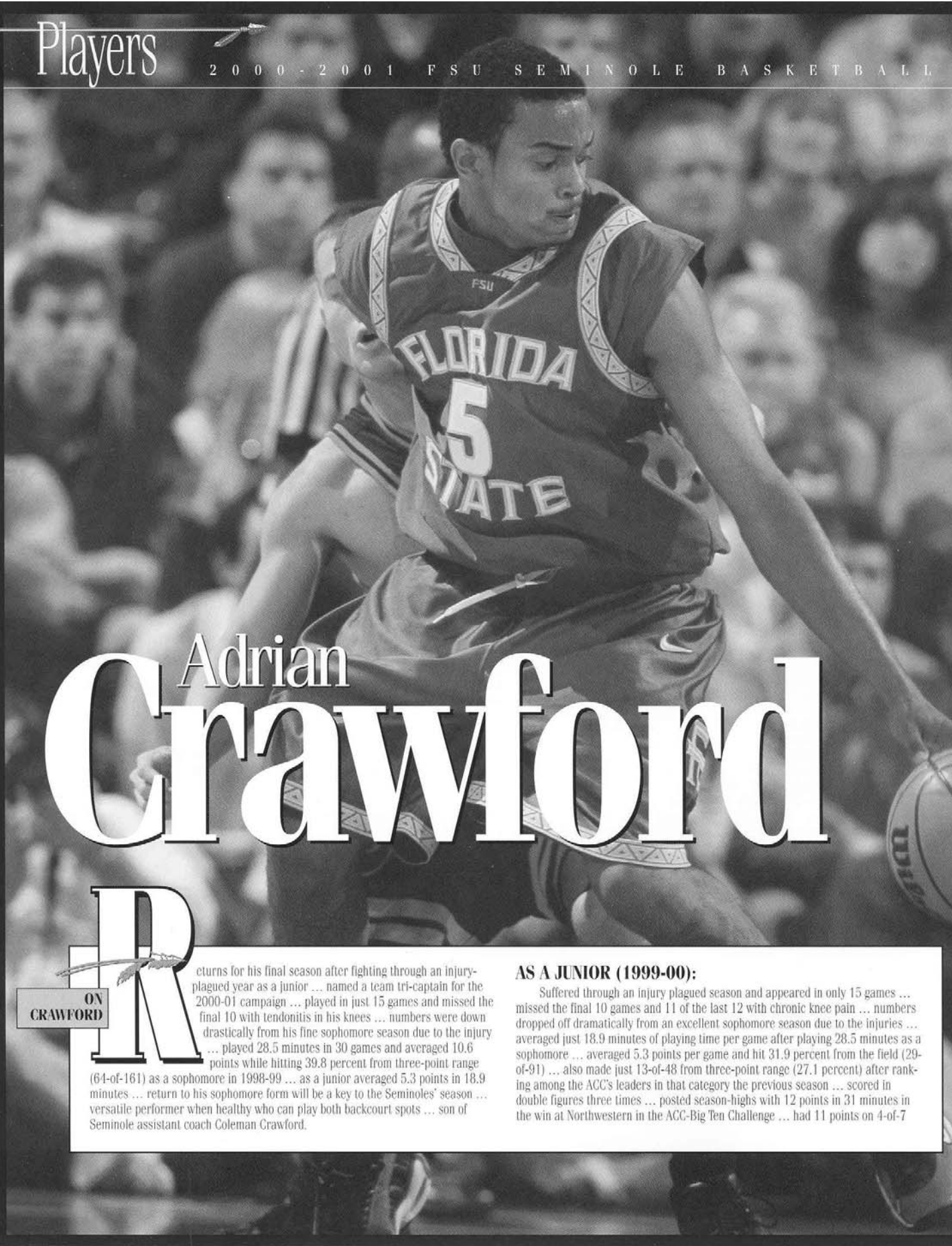
Rank	Player (Years)	APG
1.	Otto Petty (1970-73)	7.3 apg
2.	Tony William (1981-84)	6.7 apg
3.	Delvon Arrington (1998-Pr.)	6.2 apg
4.	Tony Jackson (1976-80)	5.1 apg
5.	Charlie Ward (1990-94)	4.4 apg

Arrington's Double Figure Assist Games

No.	Opponent (Date)	Assists	TO	A:TO
1.	at Jacksonville (Dec. 17, 1998)	10	4	2.5:1
2.	at Georgia Tech (Jan. 9, 1999)	13	2	6.5:1
3.	at South Florida (Feb. 2, 1999)	10	6	1.7:1
4.	at Northwestern (Dec. 1, 1999)	12	1	12:1
5.	at Georgia Tech (Jan. 19, 2000)	10	3	3.3:1
6.	vs. Georgia Tech (Feb. 21, 2000)	10	2	5:1
7.	vs. North Carolina (Feb. 23, 2000)	10	0	10:1
8.	at Maryland (March 1, 2000)	10	3	3.3:1

Arrington's Career Double/Doubles

No.	Opponent (Date)	Points	Assists
1.	at South Florida (Feb. 2, 1999)	13	10
2.	at Northwestern (Dec. 1, 1999)	12	12
3.	at Georgia Tech (Jan. 19, 2000)	10	10
4.	at Maryland (March 1, 2000)	10	10



Adrian
Crawford

**ON
 CRAWFORD**

R

eturns for his final season after fighting through an injury-plagued year as a junior ... named a team tri-captain for the 2000-01 campaign ... played in just 15 games and missed the final 10 with tendonitis in his knees ... numbers were down drastically from his fine sophomore season due to the injury ... played 28.5 minutes in 30 games and averaged 10.6 points while hitting 39.8 percent from three-point range (64-of-161) as a sophomore in 1998-99 ... as a junior averaged 5.3 points in 18.9 minutes ... return to his sophomore form will be a key to the Seminoles' season ... versatile performer when healthy who can play both backcourt spots ... son of Seminole assistant coach Coleman Crawford.

AS A JUNIOR (1999-00):

Suffered through an injury plagued season and appeared in only 15 games ... missed the final 10 games and 11 of the last 12 with chronic knee pain ... numbers dropped off dramatically from an excellent sophomore season due to the injuries ... averaged just 18.9 minutes of playing time per game after playing 28.5 minutes as a sophomore ... averaged 5.3 points per game and hit 31.9 percent from the field (29-of-91) ... also made just 13-of-48 from three-point range (27.1 percent) after ranking among the ACC's leaders in that category the previous season ... scored in double figures three times ... posted season-highs with 12 points in 31 minutes in the win at Northwestern in the ACC-Big Ten Challenge ... had 11 points on 4-of-7



- **Guard**
- **6-5, 205**
- **Senior**
- **Akron, OH
(University of
Tulsa/Barberton
High School)**


shooting and five rebounds in a 55-54 loss at seventh-ranked Auburn ... scored 10 points against The Citadel ... played in just five ACC games, averaging 3.4 points in 14.6 minutes.

**AS A SOPHOMORE
(1998-99):**

Averaged 10.6 points in 30 games during his first season as a Seminole ...

appeared in 30 games while starting four ... was one of the ACC's top 3-point specialists and top sixth man ... ranked fourth on the team in scoring and led Florida State with 64 3-point shots made ... his 64 3-point shots made ranks as the ninth highest single season total in school history ... ranked fifth in the ACC in 3-point field goal

percentage as he made a career high 39.8 percent of his attempts (61-of-161) ... averaged 2.9 assists per game in 28.5 minutes of playing time ... earned playing time at both the point and off guard positions ... scored in double figures 16 times and recorded 20 or more points three times ... displayed his all-star capabilities in Florida State's 72-69 victory over Virginia in the conference season opener ... scored a then-career high 22 points on eight-of-12 shooting, including five-of-eight accuracy from 3-point range ... bested that effort two games later against Temple with a career-high 25 points ... was eight-of-12 from the field against the Owls as he made a career-high seven 3-point shots ... scored 20 points in Florida State's ACC Tournament overtime victory over Clemson ... averaged 15.5 points on 11-of-18 shooting (.611 percent) from the field and a stellar seven-of-11 shooting (.636) from the 3-point line in two games against Wake Forest ... had 14 points, six rebounds and five assists in a double overtime game at home against Georgia Tech ... it was Crawford who sent the game into the first overtime with a runner from the lane with 4.5 seconds remaining in regulation time ... aver-



aged 11.5 points and hit 10-of-25 from 3-point shooting range from the field.


1997-98:

Sat out the season under NCAA regulations after transferring to Florida State from Tulsa ... practiced with the Seminoles during his redshirt season.

**AS A
FRESHMAN
(1996-97):**

Appeared in 34 games as a freshman while starting one as a freshman at Tulsa ... selected to the Western Athletic Conference Mountain Division all-newcomer team by the league's media ... averaged 4.3 points, 2.1 assists and 14.1 minutes for the Golden Hurricanes ... recorded five double figure scoring efforts and had seven game of four or more assists ... third on the team with 71 assists ... hit 35.6 percent from the 3-point line ... averaged 5.0 points in the Golden Hurricane's two NCAA Tournament games ... scored seven points and had four assists in 16 minutes played in Tulsa's first round victory over Boston University ... scored three points and added two rebounds in 17 minutes played in the Golden Hurricanes' second round game against Clemson ... scored six points against UCLA in his first career game in only 13 minutes played ... scored his season high of 14 points on five-of-five shooting from the field, including four 3-pointers, while grabbing four rebounds in a victory over Southern Methodist ... earned his first career start against San Jose State and scored 11 points to go along with a season-high eight points and five rebounds ... scored 12 points as he connected on four-of-four from the field and three-of-three from 3-point range, in 13 minutes against St. Joseph's.

“A **ROBINSON ON CRAWFORD**
Adrian Crawford is an offensively talented player who has great range on his shot. He has a tremendous drive and a hunger to succeed and will play a vital role, both offensively and defensively, on our team this season.”





Adrian Crawford has been a member of two NCAA Tournament teams during his collegiate career.



Game-by-Game 1996-97 (University of Tulsa)

Date	Opponent	G-GS	Min.	FG-FGA	Pct.	3FG-A	Pct.	FTA	Pct.	O-D	Tot	PF	A	B	S	Pts
N20	at UCLA	1-0	13	2-4	.500	1-3	.333	1-2	.500	0-0	0	3	1	2	0	6
N22	Oklahoma State	2-0	12	0-2	.000	0-1	.000	0-0	.000	0-1	1	0	1	3	0	0
N27	vs. Duke	3-0	14	0-0	.000	0-0	.000	0-0	.000	0-1	1	2	2	3	0	0
N29	vs. Evansville	4-0	21	2-6	.333	1-4	.250	2-2	1.000	0-2	2	2	2	4	0	7
D2	Delaware State	5-0	19	2-6	.333	2-6	.333	3-4	.750	0-2	2	1	4	2	0	9
D4	vs. Houston	6-0	11	0-2	.000	0-1	.000	0-1	.000	0-0	0	1	3	4	0	0
D7	vs. St. Joseph's	7-0	13	4-4	1.000	3-3	1.000	1-1	1.000	0-0	0	1	1	5	0	12
D14	Temple	8-0	10	1-1	1.000	1-1	1.000	1-2	.500	0-1	1	0	2	1	0	4
D19	at Wichita State	9-0	7	0-1	.000	0-1	.000	0-0	.000	0-0	0	1	1	1	0	0
D27	vs. Southwest Texas	10-0	12	0-3	.000	0-1	.000	0-0	.000	0-0	0	1	2	0	1	0
D28	vs. Oklahoma	11-0	9	0-3	.000	0-1	.000	0-0	.000	0-1	1	0	1	2	0	0
D31	at Tulane	12-0	18	1-7	.143	0-4	.000	2-2	1.000	0-0	0	2	5	0	0	4
J4	at San Jose State	13-0	10	0-1	.000	0-0	.000	0-0	.000	0-0	0	0	2	0	0	0
J8	Southern Utah	14-0	13	1-4	.250	1-3	.333	0-0	.000	0-0	0	2	0	1	0	3
J11	Oral Roberts	15-0	4	1-3	.333	0-1	.000	0-0	.000	0-0	0	0	2	0	0	2
J13	Rice	16-0	10	0-3	.000	0-2	.000	2-2	1.000	0-1	1	2	2	1	0	2
J16	New Mexico	17-0	10	1-1	1.000	0-0	.000	0-0	.000	0-1	1	0	4	0	0	2
J18	Texas El-Paso	18-0	11	2-2	1.000	1-1	1.000	0-0	.000	0-0	0	0	1	1	0	5
J25	at Brigham Young	19-0	9	1-1	1.000	1-1	1.000	0-0	.000	0-1	1	0	0	1	0	3
J27	at Utah	20-0	19	2-5	.400	1-2	.500	0-0	.000	0-1	1	0	2	1	0	5
J31	Southern Methodist	21-0	17	5-5	1.000	4-4	1.000	0-0	.000	1-3	4	2	1	3	0	14
F1	Texas Christian	22-0	11	3-5	.600	1-2	.500	0-0	.000	0-1	1	2	1	1	0	7
F6	at Rice	23-0	16	2-5	.400	0-2	.000	0-0	.000	1-1	2	2	0	0	0	4
F10	San Jose State	24-1	32	3-7	.429	2-4	.500	3-6	.500	0-5	5	1	8	4	0	11
F13	at Texas El-Paso	25-1	12	1-1	1.000	1-1	1.000	0-0	.000	0-1	1	1	4	1	0	3
F16	at New Mexico	26-1	21	4-10	.400	2-7	.286	0-0	.000	2-0	2	0	1	1	0	10
F20	Brigham Young	27-1	6	0-1	.000	0-0	.000	0-0	.000	0-1	1	2	0	2	0	0
F22	Utah	28-1	24	4-8	.500	1-3	.333	2-2	1.000	0-2	2	0	2	1	0	11
F27	at Texas Christian	29-1	15	1-4	.250	0-2	.000	0-0	.000	0-0	0	1	5	4	0	2
M1	at S. Methodist	30-1	18	0-1	.000	0-1	.000	2-2	1.000	0-0	0	0	3	3	0	2
M6	(ONLY)	31-1	16	2-5	.400	1-3	.333	0-0	.000	2-0	2	0	1	0	1	5
M7	vs. Texas Christian	32-1	12	1-4	.250	0-1	.000	0-0	.000	0-1	1	3	1	1	0	2
M17	vs. Boston Univ.	33-1	16	3-7	.429	1-4	.250	0-0	.000	0-1	1	1	4	1	0	7
M11	vs. Clemson	34-1	17	1-5	.200	1-4	.250	0-0	.000	0-1	1	3	2	2	0	3

HIGH SCHOOL:

Graduated from Barberton High School in 1997 ... considered to be one of the top 70 recruits in the nation as a senior in high school ... an all-state first team selection his senior season ... averaged 19.0 points, 5.2 assists and 4.0 rebounds as a senior ... scored 30 points per more five times

as a senior and set a school record by hitting seven 3-point shots in a single game as a senior ... played in the Hoosier Lottery All-America game following his senior season.

PERSONAL:

Born Aug. 14, 1978 ... Adrian is the son of Elaine and Coleman Crawford ... majoring in history.

Career Highs

PTS	25 at Temple (12-14-98)
FGM	8 vs. Temple (12-14-98)
FGA	14 vs. Florida (11-20-98)
FG%	.750 vs. Temple (12-14-98)
3FGM	7 at Temple (12-14-98)
3FGA	10 at Temple (12-14-98)
3FG%	.700 at Temple (12-14-98)
FTM	7 vs. Clemson (3-4-99)
FTA	10 vs. Clemson (3-4-99)
FT%	1.000 vs. six teams (last vs. South Florida, 1-2-99)
OR	2 vs. seven teams (last vs. Maryland, 3-1-99)
DR	4 vs. five teams (last vs. Maryland, 3-1-99)
REBS	6 vs. three teams (last vs. Maryland, 3-1-99)
AST	8 vs. San Jose State (2-10-97)
BLK	1 vs. five teams (last at Florida, 11-19-99)
STL	3 vs. Georgia Tech (2-11-99)
MIN	36 vs. three teams (last vs. NC State, 1-23-99)

Adrian Crawford's Career Statistics

Year	G-GS	FG-FGA	PCT.	3FG-3FGA	PCT.	FT-FTA	PCT.	PTS-WG	OR	DR	TR-WG	PF-D	AST	TO	BLK	STL	MIN
1996-97	34-1	50-127	.394	26-74	.351	19-26	.731	145-13	6	29	35-1.0	36-0	71	56	1	16	479-14.1
1998-99	30-4	108-288	.375	64-161	.398	38-66	.576	38-10.6	18	65	83-2.8	38-1	85	66	3	16	854-28.5
1999-00	15-5	29-91	.319	13-48	.271	8-13	.615	79-5.3	3	18	21-1.4	17-0	13	25	1	3	284-18.9
Career	79-10	187-506	.370	103-283	.364	65-105	.619	262-3.3	27	112	139-1.8	111-1	169	147	5	35	1,617-20.4

Adrian Crawford's Conference Statistics (1996-97 at University of Tulsa)

Year	G-GS	FG-FGA	PCT.	3FG-3FGA	PCT.	FT-FTA	PCT.	PTS-WG	OR	DR	TR-WG	PF-D	AST	TO	BLK	STL	MIN
1996-97	16-1	50-127	.394	26-74	.351	19-26	.731	81-5.1	6	29	35-1.0	36-0	71	56	1	16	242-15.1
1998-99	16-2	57-158	.361	33-89	.371	16-35	.457	163-10.2	13	38	51-3.2	3-0	45	34	2	10	453-28.4
1999-00	5-0	7-25	.280	3-12	.250	0-0	.000	17-3.4	0	2	2-0.4	4-0	4	6	0	1	73-14.6
Career	37-3	114-310	.368	62-175	.354	35-61	.574	261-7.1	19	69	88-2.4	43-0	120	96	3	27	770-20.8

Game-by-Game 1998-99 (at Florida State)

Date	Opponent	G-GS	Min.	FG-FGA	Pct.	3FG-A	Pct.	FT-A	PCT.	O-D	Tot	PF	A	T	B	S	Pts
N13	Sam Houston	1-0	26	1-6	.167	0-2	.000	1-1	1.000	0-2	2	1	4	2	1	0	3
N20	Florida	2-0	30	5-14	.357	3-8	.375	0-2	.000	0-2	2	2	2	3	0	0	13
N24	Idaho	3-1	36	4-9	.444	2-5	.400	0-0	.000	1-1	2	1	4	3	0	0	10
D1	Virginia	4-1	35	8-12	.750	5-8	.625	1-3	.333	2-2	4	0	3	2	0	0	22
D6	Auburn	5-1	26	2-7	.286	1-3	.333	2-2	1.000	0-3	3	3	3	1	0	0	7
D14	Temple	6-1	33	8-12	.750	7-10	.700	2-3	.667	0-2	2	1	4	4	0	1	25
D17	Jacksonville	7-2	28	3-10	.300	2-5	.400	0-0	.000	0-0	0	1	1	3	0	1	8
D20	Georgia Southern	8-2	21	1-6	.167	0-3	.000	2-2	1.000	1-3	4	2	2	0	0	0	4
D23	Butler	9-2	30	4-13	.308	4-9	.444	0-0	.000	1-1	5	5	2	3	0	0	12
D28	Princeton	10-2	29	4-9	.444	1-4	.250	0-0	.000	1-2	2	2	3	0	0	0	9
D29	Miss. State	11-2	28	3-10	.300	2-4	.500	2-4	.500	0-2	2	0	1	0	0	0	10
D30	Murray State	12-2	33	5-12	.417	2-5	.400	2-2	1.000	1-0	1	1	6	1	0	2	14
J6	North Carolina	13-2	18	3-13	.231	2-8	.250	0-0	.000	0-1	1	0	2	0	0	1	8
J9	Georgia Tech	14-2	17	1-5	.200	0-2	.000	0-1	.000	1-3	4	2	2	6	0	0	2
J12	Clemson	15-2	24	1-7	.143	1-5	.200	0-2	.000	0-2	2	1	4	1	0	0	3
J16	Duke	16-2	32	6-13	.462	1-4	.250	1-2	.500	1-1	2	4	2	1	0	1	14
J20	Wake Forest	17-2	26	4-5	.800	4-4	1.000	2-2	1.000	0-0	0	0	4	1	1	0	14
J23	NC State	18-2	26	1-7	.143	1-7	.143	2-5	.400	0-3	2	1	1	3	0	1	5
J27	Maryland	19-2	31	5-12	.417	4-7	.571	3-4	.750	2-1	3	1	5	4	0	0	17
J30	Virginia	20-2	31	5-11	.455	3-7	.429	0-0	.000	0-0	0	4	1	0	0	1	13
F2	South Florida	21-2	26	3-4	.750	3-4	.750	2-2	1.000	0-1	1	1	0	6	0	0	11
F7	North Carolina	22-2	28	2-8	.200	1-3	.333	1-3	.333	0-4	4	1	3	0	0	1	6
F11	Georgia Tech	23-2	36	5-13	.385	1-6	.167	3-6	.500	2-4	6	2	5	4	0	3	14
F14	Clemson	24-2	23	1-8	.125	1-4	.250	0-0	.000	0-6	6	2	1	1	0	0	3
F17	Duke	25-2	26	2-10	.200	2-3	.667	0-0	.000	2-2	4	1	2	2	0	0	6
F20	Wake Forest	26-3	34	7-13	.538	3-7	.429	0-0	.000	1-1	2	4	3	4	0	1	17
F24	NC State	27-4	36	4-11	.364	3-8	.375	0-2	.000	0-4	4	3	4	1	1	1	11
F27	Maryland	28-4	32	2-10	.200	1-6	.167	3-5	.600	2-4	6	4	3	4	0	0	8
M4	Clemson	29-4	33	5-12	.417	3-7	.429	7-10	.700	0-3	2	2	4	2	0	2	20
M5	Maryland	30-4	20	3-6	.500	1-3	.333	2-3	.667	0-3	3	5	0	2	0	0	9

Game-by-Game 1999-00 (at Florida State)

Date	Opponent	G-GS	Min.	FG-FGA	Pct.	3FG-A	Pct.	FT-A	PCT.	O-D	Tot	PF	A	T	B	S	Pts
N19	at Florida	1-0	14	1-3	.333	1-3	.333	1-2	.500	1-2	3	1	1	4	1	0	4
N27	Jacksonville	2-0	6	0-2	.000	0-0	.000	0-0	.000	0-0	0	0	0	0	0	0	0
N29	Temple	3-0	14	2-4	.500	2-4	.500	0-0	.000	0-2	2	1	0	2	0	0	6
D1	at Northwestern	4-0	31	5-13	.385	2-6	.333	0-0	.000	0-3	3	0	1	1	0	1	12
D5	at Auburn	5-1	29	4-7	.571	2-3	.667	1-4	.250	1-4	5	3	2	2	0	0	11
D11	Seton Hall	6-2	31	2-10	.200	0-5	.000	2-3	.667	0-2	2	3	1	2	0	0	6
D18	vs. Massachusetts	7-3	31	3-11	.273	0-4	.000	0-0	.000	1-2	3	4	0	2	0	0	6
D22	Vanderbilt	8-4	15	1-5	.200	1-2	.500	2-2	1.000	0-0	0	0	1	2	0	1	5
D30	The Citadel	9-5	22	3-6	.500	2-5	.400	2-2	1.000	0-2	2	0	1	3	0	0	10
J4	at Wake Forest	10-5	20	2-8	.250	1-4	.250	0-0	.000	0-0	0	0	3	2	0	1	5
J8	at South Florida	11-5	18	1-5	.200	0-4	.000	0-0	.000	0-0	0	1	2	1	0	0	2
J16	Duke	12-5	21	2-5	.400	1-3	.333	0-0	.000	0-1	1	0	1	2	0	0	5
J19	at Georgia Tech	13-5	6	0-3	.000	0-1	.000	0-0	.000	0-0	0	0	0	0	0	0	0
J29	Maryland	14-5	11	2-4	.500	1-2	.500	0-0	.000	0-1	1	2	0	1	0	0	5
F2	at NC State	15-5	15	1-5	.200	0-3	.000	0-0	.000	0-0	0	2	0	1	0	0	2

Adrian Crawford is a team tri-captain this season.



David Anderson

ON ANDERSON

In his second season in the Florida State program and his third playing Division I basketball ... enters the 2000-2001 season with two years of eligibility remaining ... a transfer from Brigham Young University where he played during the 1996-97 season ... served a Mormon mission in San Diego for the Church of Jesus Christ for Latter-day Saints.

IN 1998 AND 1999:

Though playing basketball was not forbidden during the mission, did not play basketball ... did not visit Florida State while on his mission, but selected FSU after his father and sister came to Tallahassee on a visit ... father and sister visited Florida State, Stanford and Virginia and both wrote him a long report on their impressions ... was originally recruited by Steve Robinson at Tulsa while he was in high school ... fills the post with his 7-foot frame and long arms which is a presence the Seminoles had been missing before his arrival ... recorded more than one-third of all of the Seminoles' 120 team blocks during the 1999-2000 season ... almost as important as his blocked shots are the shots that he alters.

AS A SOPHOMORE (1999-00):

Blocked a career-high 43 shots to rank sixth in the ACC ... his 43 blocked shots ranked as the 12th-highest single-season total in school history ... his 43 blocked shots ranks tied for second among all sophomores in school history ... ranked seventh in the ACC with a 1.5 blocked shots per game aver-



age and was ranked ninth with a 1.0 blocked shots per game average in ACC games only ... his team-leading 43 blocked shots helped the Seminoles record 120 blocks



- Center
- 7-0, 250
- Junior
- Lamar, CO (Brigham Young University/Lamar High School)


as a team, the tenth highest team total in school history ... averaged a career-high 2.1 points, a career-high 3.4 rebounds and a career-high 1.5 blocked shots while playing in a career-high 28 games ... also started a career-high 17 games ... blocked a career-high six shots against Duke on Jan. 16 in Tallahassee ... his six blocked shots ranked tied for the fifth-best single-season effort in school history ... became the first Seminole to block six or more shots in a single game since Randell Jackson blocked six against Virginia on Feb. 28, 1998 ... his six blocked

shots vs. the Blue Devils is tied for the third best effort in an ACC game in school history ... blocked 32 shots in the first 11 games of the season, an average of 2.9 blocked shots per game ... during that stretch (as FSU won six games) he blocked at least two shots in each game, blocked three shots five times and four against Norfolk State ... blocked at least two shots in 15 of the 28 games in which he played ... enjoyed the top game of his career against Norfolk State as he scored 10 points and grabbed nine rebounds on Nov. 23, 1999 ... his 10 points against the Spartans marked the first time during his career that he had scored in double figures ... gained his first career start at Northwestern as the Seminoles defeated the Wildcats, 60-46, in the ACC/Big 10 Challenge ... the Noles' victory allowed the ACC to win the challenge by a 5-4

“David Anderson has developed the ability to be a defensive force in the middle for our team this season. He can block shots and rebound on the defensive end and has a nice shooting touch on the offensive end. He must be ready to battle in the post all season long.”

ROBINSON ON ANDERSON

margin ... his starting assignment against Northwestern was the first of 15 consecutive starts ... averaged 22.5 minutes, 4.4 points, 3.1 points and 1.9 blocks per game as a starter during that time ... averaged 21.4 minutes, 4.0 points, 2.9 rebounds and 1.8 blocked shots in 17 games as a starter



Game-by-Game 1999-00 (at Florida State)

Date	Opponent	G-GS	Min.	FG-FGA	Pct.	3FG-A	Pct.	FTA	Pct.	O-D	Tot	PF	A	T	B	S	Pts
N19	at Florida	1-0	17	0-1	.000	0-0	.000	3-4	.750	0-1	1	0	0	0	2	0	3
N23	Norfolk State	2-0	20	4-7	.571	0-0	.000	2-3	.667	2-7	9	2	1	0	4	0	10
N27	Jacksonville	3-0	16	0-0	.000	0-0	.000	1-4	.250	0-2	2	1	1	2	3	0	1
N29	Temple	4-0	27	0-3	.000	0-0	.000	2-2	1.000	3-3	6	2	0	1	3	0	2
D1	at Northwestern	5-1	15	2-3	.667	0-0	.000	0-2	.000	2-2	4	5	0	0	3	0	4
D5	at Auburn	6-2	22	0-1	.000	0-0	.000	0-0	.000	0-2	2	2	0	0	2	0	0
D11	Seton Hall	7-3	19	0-1	.000	0-0	.000	0-0	.000	1-3	4	1	0	1	3	0	0
D18	Massachusetts	8-4	24	2-5	.400	0-0	.000	0-0	.000	2-6	8	1	0	0	2	0	4
D22	Vanderbilt	9-5	27	1-2	.500	0-0	.000	2-2	1.000	0-3	3	2	0	0	3	0	4
D30	The Citadel	10-6	17	1-2	.500	0-0	.000	0-1	.000	1-1	2	0	0	1	2	0	2
J4	at Wake Forest	11-7	29	1-2	.500	0-0	.000	1-2	.500	2-2	4	0	1	0	2	0	3
J8	at South Florida	12-8	19	1-2	.500	0-0	.000	2-2	1.000	1-3	4	0	0	1	0	0	4
J12	Clemson	13-9	32	0-3	.000	0-0	.000	2-2	1.000	3-5	8	1	0	0	1	1	2
J16	Duke	14-10	29	2-5	.400	0-0	.000	0-0	.000	2-4	6	1	0	1	6	0	4
J19	at Georgia Tech	15-11	28	2-4	.500	0-0	.000	0-0	.000	3-5	8	3	2	0	2	1	4
J22	at North Carolina	16-12	28	3-5	.600	0-0	.000	0-0	.000	0-3	3	3	0	0	1	0	6
J26	at Virginia	17-13	21	0-0	.000	0-0	.000	0-0	.000	0-2	2	0	0	2	2	0	0
J29	Maryland	18-14	11	0-1	.000	0-0	.000	2-2	1.000	1-3	4	2	0	0	0	0	2
F2	at NC State	19-15	16	0-2	.000	0-0	.000	0-0	.000	2-2	4	0	0	0	0	0	0
F5	Wake Forest	20-15	16	1-3	.333	0-0	.000	0-0	.000	3-1	4	0	1	0	0	0	2
F12	at Clemson	21-16	14	1-2	.500	0-0	.000	0-0	.000	1-1	2	0	0	2	2	0	2
F16	at Duke	22-17	13	0-0	.000	0-0	.000	0-0	.000	1-1	2	1	0	1	0	0	0
F21	Georgia Tech	23-17	3	0-1	.000	0-0	.000	0-0	.000	0-1	1	0	0	0	0	0	0
F23	North Carolina	24-17	5	0-1	.000	0-0	.000	0-0	.000	0-0	0	0	0	0	0	0	0
F26	Virginia	25-17	3	0-0	.000	0-0	.000	0-0	.000	0-0	0	0	0	0	0	0	0
M1	at Maryland	26-17	3	0-0	.000	0-0	.000	0-0	.000	0-0	0	0	0	0	0	0	0
M5	NC State	27-17	2	0-0	.000	0-0	.000	0-0	.000	0-0	0	0	0	0	0	0	0
M9	vs. Georgia Tech	28-17	16	0-1	.000	0-0	.000	0-1	.000	1-3	4	1	1	1	0	0	0
M10	vs. Maryland	29-17	12	1-1	1.000	0-0	.000	1-1	1.000	0-2	2	1	0	0	0	0	3

David Anderson's Career Statistics

Year	G-GS	FG-FGA	Pct.	3FG-3FGA	Pct.	FF-FTA	Pct.	Pts-WG	OR	DR	TR-WG	PF-D	AST	TO	BLK	STL	MIN
1996-97	22-1	12-24	.500	0-1	.000	5-10	.500	29-1.3	19	13	23-1.1	18-0	1	5	9	0	154
1999-00	29-17	22-58	.379	0-0	.000	18-27	.667	62-2.1	31	68	99-3.4	29-1	7	11	43	2	504
Career	51-18	34-82	.414	0-1	.000	23-37	.621	91-1.8	41	81	122-2.4	47-1	8	16	52	2	658

and 11.7 minutes, 1.8 points, 4.1 rebounds and 1.0 blocks in 12 games off the bench.

AS A FRESHMAN (1996-97):

Appeared in 22 games while starting one as a freshman at Brigham Young University ... finished third on the team in blocked shots ... averaged 1.3 points and 1.0 rebounds in 7.0 minutes of playing time per game ... shot a career-high 50 percent from the field (12-of-24) and 50 percent from the free throw line (five-of-10) ... an early season strong outing against Weber State with four points, one rebound and one blocked shot ... enjoyed his best outing against Texas Christian with an eight-point, four-rebound performance ... also added four rebounds against Southern Methodist ... 14 points in three consecutive games at Texas Christian (eight points, four rebounds), Southern Methodist (four points, four rebounds) and Rice (two points) ... three games against NCAA Tournaments teams during the regular season: one point and one rebound against Tulsa in two games and two points and three rebounds against New Mexico in one game.

AT LAMAR HIGH SCHOOL:

Graduated from Lamar High School in 1996 ... a two-time all-state first team selection ... averaged 22.5 points, 12.3 rebounds and 7.2 blocked shots per game as a senior ... a three-time all-conference first-team selection ... named as the MVP of the conference tournament as a senior ... recorded his high school career-highs of 36 points and 20 rebounds ... holds the Colorado state records for blocked shots in a single games (15) and in a single season (169) ... a consensus top 75 player as one of the top recruits in the nation ... also recruited by Michigan State, Arizona State, Colorado State, Washington State and Tulsa ... earned three varsity letters in basketball.

PERSONAL:


Born April 5, 1978 ... David is the son of Kathy and Ken Anderson ... has a fraternal twin sister, Joanie ... enjoyed a two-year mission (1998-1999) and arrived in Tallahassee in June of 1999 in time to enroll in the second session of summer school ... an avid water skier.



David Anderson blocked a career-high 43 shots during the 1999-00 season.

Career Highs


PTS	10 vs. Norfolk State (11-23-99)
FGM	4 vs. Norfolk State (11-23-99)
FGA	7 vs. Norfolk State (11-23-99)
FG%	.667 at Northwestern (12-1-99)
3FGM	0
3FGA	1 at Rice (2-27-97)
3FG%	0
FTM	3 at Florida (11-19-99)
FTA	4 at Florida (11-19-99), vs. Jacksonville (11-27-99)
FT%	1,000 vs. six teams (last vs. Maryland, 1-29-00)
OR	3 vs. four teams (last vs. Wake Forest, 2-5-00)
DR	7 vs. Norfolk State (11-23-99)
REBS	9 vs. Norfolk State (11-23-99)
AST	2 at North Carolina (1-22-00)
BLK	6 vs. Duke (1-16-00)
STL	1 vs. Clemson (1-12-00), at Georgia Tech (1-19-00)
MIN	32 vs. Clemson (1-12-00)



Sophomore Class Blocked Shots

Rank	Player, Year	Blocked Shots
1.	Kandell Jackson, 1996-97	46
T2.	David Anderson, 1999-00	43
	Corey Louis, 1995-96	43
4.	Andre Reid, 1991-92	32

Antwuan Dixon



Antwuan Dixon is a team tri-captain.

ON
A. DIXON

Lxplosive athlete who showed glimpses of great potential as a sophomore ... joins Delvon Arrington and Adrian Crawford as team captains for the 2000-01 season ... will compete for the starting

job at small forward with incoming freshman Michael Joiner ... appeared in all 29 games and started nine as a sophomore ... averaged 4.7 points and 3.3 rebounds in 18.4 minutes per game ... scored in double figures six times, including a career-best 16 twice ... keyed home wins over postseason teams Vanderbilt and Virginia with those career-scoring games ... hit 35.3 percent from three-point range (12-of-34) and 76.3 percent from the line (45-of-59) ... worked on his ball handling and perimeter shooting during the off-season ... slasher who can put the ball on the floor to get to the basket ... played at the

same high school as current NBA player Shareef Abdul-Rahim of the Vancouver Grizzlies ... Wheeler's second leading all-time scorer behind Abdul-Rahim.

AS A SOPHOMORE (1999-00):


Made big strides during his sophomore season ... developed into a reliable player in the rotation and turned into Florida State's defensive stopper ... played in all 29 games and started nine times ... averaged 4.7 points and 3.3 rebounds in 18.4 minutes per game ... could have posted bigger numbers but played behind the team's top two scorers - Ron Hale and Damous Anderson ... made 40.4 percent from the field (40-of-99) and showed better range on his jump shot, hitting 35.3 percent from beyond the arc (12-of-35) ... also hit 76.3 percent from the free throw line (45-of-59) ... scored in double figures six times on the season ... coming out party was a 13-point, six-rebound effort in 17 minutes in the home opener against Norfolk State ...

followed up with 10 points on four-of-five shooting and two steals against Jacksonville ... made the first start of his career at Northwestern in the ACC/Big Ten Challenge ... had eight points on three-of-five shooting and grabbed four rebounds in that game ... started again at No. 7 Auburn and grabbed six rebounds in 12 minutes ... keyed the Seminoles' win over Vanderbilt by posting a career-best 16 points in 20 minutes ... hit eight-of-nine from the line in that game ... had six points, five rebounds and two assists in the Clemson win ... had 10 points and eight rebounds before fouling out in 27 minutes at Virginia ... hit three-of-six from the field in that game and two-of-four on 3-pointers ... had 11 points and six rebounds in the loss at No. 3 Duke ... matched his career-high with 16 points in the home win over Virginia ... team went 7-2 when he scored six or more points and 4-2 when he scored in double figures.



AS A FRESHMAN (1998-99):

Played in 21 games in his first college season and made solid contributions down the stretch ... averaged 4.5 minutes per game as a reserve at small forward behind third team all-conference pick Ron Hale ... averaged 1.0 points and 1.1 rebounds ... hit nine-of-21 from the floor (42.9 percent) and two-of-six from 3-point range (33.3 percent) ... had a season-best five points twice ... scored five and grabbed a rebound in five minutes in a home loss to top-ranked Duke in February ...

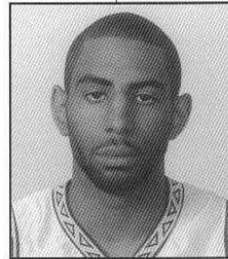


- **Forward**
- **6-5, 200**
- **Junior**
- **Marietta, GA (Wheeler High School)**

hit 2-of-3 from the floor in that contest and drained his only three-point attempt ... keyed Florida State's ACC Tournament victory over Clemson ... had five points in that game and also grabbed five rebounds in 10 minutes as the Seminoles won 87-85 in overtime ... scored all five of his points in the extra session, including a thunderous, highlight-reel dunk off an offensive rebound ... scored three points and had four rebounds in eight minutes in a loss to No. 5 Maryland in the regular season finale ... logged a season-high 14 minutes but did not score in a December win over Georgia Southern ... opened his collegiate career with two points and four rebounds against Sam Houston State.

HIGH SCHOOL:

Graduated from Wheeler High School in 1998 ... Wheeler is generally considered to be one of the top prep programs in the state of Georgia ... regarded as one of the top 20 forward prospects in the nation by Bob Gibbons ... earned All-State second-team honors his senior season ... an All-State selection as a junior and a sophomore ... also a three-time all-county selection ... averaged 16 points and 9.5 rebounds per game while



ROBINSON ON DIXON

“Antwan Dixon had a very good sophomore season and for us to be successful, his development has to continue. In addition to being one of the most versatile players in the ACC, he is a strong performer both physically and mentally on the court.”

leading his team to the 26-3 record ... also helped his team advance to the state tournament quarterfinals that season ... made 57.1 percent of his field goal attempts and was a stellar 35.9 percent from the 3-point arc ... scored a high-school best of 37 points against Marietta High School his senior season ... Wheeler finished with a 109-13 record during his prep career ... scored 1,212 points during his high school career ... recipient of the Clone Award, given annually to the Wheeler student who his peers would most

Career Highs

PTS	16 vs. Vanderbilt (12-22-99), vs. Virginia (2-26-00)
FGM	4 vs. three teams (last vs. Virginia 2-26-00)
FGA	8 at Duke (2-16-00)
FG%	.800 vs. Jacksonville (11-27-99)
3FGM	2 vs. three teams (last at Duke, 2-16-00)
3FGA	4 at Virginia (1-26-00)
3FG%	1.000 vs. four teams (last at Maryland, 3-1-00)
FTM	8 vs. Vanderbilt (12-22-99), vs. Virginia (2-26-00)
FTA	9 vs. Vanderbilt (12-22-99)
FT%	1.000 vs. six teams (last vs. Virginia, 2-26-00)
OR	4 at Duke (2-16-00)
DR	5 at Auburn (12-5-99), 5 at Virginia (1-26-00)
REBS	8 at Virginia (1-26-00)
AST	2 vs. eight teams (last vs. Virginia, 2-26-00)
BLK	1 vs. four teams (last at Florida, 11-19-99)
STL	2 vs. Jacksonville (11-23-99)
MIN	28 at Maryland (3-1-00)

like to emulate ... his high school coach was Doug Lipscomb.

PERSONAL:

Born Dec. 19, 1979 ... a member of the National Honor Society ... named to the honor roll each of his four years in high school ... a member of the Latin Club ... is a cousin of Kenny Lofton, who plays for the Cleveland Indians.



Antwan Dixon has played in 50 career games.

Game-by-Game 1998-99

Date	Opponent	G-GS	Min.	FG-FGA	Pct.	3FG-A	Pct.	FT-A	PCT.	O-D	Tot	PF	A	TO	B	S	Pts
N13	Sam Houston	1-0	11	1-4	.250	0-0	.000	0-0	.000	2-2	4	0	0	2	1	0	2
N20	Florida	2-0	1	0-0	.000	0-0	.000	0-0	.000	0-0	0	0	0	0	0	0	0
N24	Idaho	3-0	3	1-1	1.000	0-0	.000	0-0	.000	0-1	1	0	0	1	0	0	2
D14	Temple	4-0	2	0-0	.000	0-0	.000	0-0	.000	0-2	2	1	0	0	0	0	0
D17	Jacksonville	5-0	6	1-2	.500	0-0	.000	0-0	.000	0-0	0	1	0	1	0	0	2
D20	Georgia Southern	6-0	14	0-2	.000	0-1	.000	0-0	.000	1-0	1	0	1	1	1	0	0
J6	North Carolina	7-0	2	0-0	.000	0-0	.000	0-0	.000	0-0	0	0	0	0	0	0	0
J9	Georgia Tech	8-0	6	0-1	.000	0-0	.000	0-0	.000	1-0	1	0	0	2	0	1	0
J12	Clemson	9-0	2	0-0	.000	0-0	.000	0-0	.000	0-0	0	0	0	0	0	0	0
J16	Duke	10-0	3	0-1	.000	0-0	.000	0-0	.000	0-0	0	0	0	0	0	0	0
J27	Maryland	11-0	2	0-0	.000	0-0	.000	0-0	.000	0-0	0	0	0	0	0	0	0
J30	Virginia	12-0	2	0-0	.000	0-0	.000	0-0	.000	0-0	0	0	0	0	0	0	0
F2	South Florida	13-0	1	0-0	.000	0-0	.000	0-0	.000	0-0	0	0	0	1	0	0	0
F7	North Carolina	14-0	1	0-1	.000	0-0	.000	0-0	.000	0-0	0	0	0	0	0	0	2
F11	Georgia Tech	15-0	1	0-0	.000	0-0	.000	0-0	.000	0-0	0	0	0	0	0	0	0
F14	Clemson	16-0	6	0-0	.000	0-0	.000	0-0	.000	1-1	2	0	0	0	0	0	0
F17	Duke	17-0	5	1-3	.333	1-1	1.000	0-0	.000	1-0	1	1	0	1	0	0	5
F20	Wake Forest	18-0	1	0-0	.000	0-0	.000	0-0	.000	0-0	0	0	0	0	0	0	0
F27	Maryland	19-0	8	1-1	1.000	1-1	1.000	0-1	.000	2-2	4	1	0	0	0	0	3
M4	Clemson	20-0	10	2-3	.667	0-1	.000	1-2	.500	2-3	5	1	0	1	1	0	5
M5	Maryland	21-0	8	0-2	.000	0-2	.000	0-0	.000	1-1	2	0	0	0	0	0	0

Game-by-Game 1999-00

Date	Opponent	G-GS	Min.	FG-FGA	Pct.	3FG-A	Pct.	FT-A	PCT.	O-D	Tot	PF	A	TO	B	S	Pts
N19	at Florida	1-0	13	0-1	.000	0-0	.000	0-1	.000	0-3	3	2	1	0	1	1	0
N23	Norfolk State	2-0	17	4-7	.571	0-1	.000	5-7	.714	3-3	6	2	0	1	0	0	13
N27	Jacksonville	3-0	21	4-5	.800	1-2	.500	1-2	.500	1-2	3	2	1	1	0	2	10
N29	Temple	4-0	12	1-2	.500	0-1	.000	0-1	.000	3-0	3	5	0	0	0	1	2
D1	at Northwestern	5-1	26	3-5	.600	1-1	1.000	1-2	.500	1-3	4	3	2	2	0	0	8
D5	at Auburn	6-2	12	1-2	.500	0-0	.000	0-0	.000	1-5	6	0	0	1	0	0	2
D11	Seton Hall	7-2	21	1-1	1.000	1-1	1.000	0-0	.000	1-2	3	0	2	0	0	0	3
D18	vs. Massachusetts	8-2	19	0-2	.000	0-0	.000	0-0	.000	1-0	1	1	0	0	0	0	0
D22	Vanderbilt	9-2	20	3-7	.428	2-3	.667	8-9	.889	0-2	2	3	0	1	0	0	16
D30	The Citadel	10-3	27	2-3	.667	0-0	.000	2-2	1.000	1-4	5	2	1	1	0	1	6
J4	at Wake Forest	11-4	19	0-1	.000	0-1	.000	1-2	.500	3-1	4	1	2	0	0	1	1
J8	at South Florida	12-5	19	1-2	.500	0-1	.000	0-1	.000	2-0	2	3	2	2	0	1	2
J12	Clemson	13-5	21	2-6	.333	1-3	.333	1-1	1.000	2-3	5	1	2	0	0	1	6
J16	Duke	14-5	19	0-2	.000	0-0	.000	2-2	1.000	1-2	3	1	0	3	1	0	2
J19	at Georgia Tech	15-5	9	0-0	.000	0-0	.000	0-0	.000	0-1	0	1	0	1	0	0	0
J22	at North Carolina	16-5	9	1-3	.333	1-3	.333	0-0	.000	1-0	1	0	0	2	0	0	3
J26	at Virginia	17-5	27	3-6	.500	2-4	.500	2-4	.500	3-5	8	5	1	0	0	0	10
J29	Maryland	18-5	9	0-2	.000	0-1	.000	0-0	.000	3-1	4	2	0	1	0	0	0
F2	at NC State	19-5	16	0-1	.000	0-1	.000	2-2	1.000	0-5	5	3	1	1	0	1	2
F5	Wake Forest	20-5	8	0-2	.000	0-1	.000	0-0	.000	0-0	0	1	0	0	0	0	0
F12	at Clemson	21-5	18	0-2	.000	0-2	.000	3-4	.750	2-1	3	2	2	1	0	1	3
F16	at Duke	22-5	24	3-8	.375	2-3	.667	3-3	1.000	4-2	6	2	1	3	0	0	11
F21	Georgia Tech	23-6	17	0-2	.000	0-0	.000	0-0	.000	3-1	4	0	2	0	0	0	0
F23	North Carolina	24-7	20	2-3	.667	0-1	.000	0-0	.000	0-0	0	1	1	1	0	0	4
F26	Virginia	25-8	25	4-7	.571	0-0	.000	8-8	1.000	0-3	3	3	2	5	0	0	16
M1	at Maryland	26-9	28	1-7	.143	1-1	1.000	2-2	1.000	1-1	2	0	1	1	0	0	5
M5	NC State	27-0	23	1-2	.500	0-1	.000	1-2	.500	2-0	2	2	1	0	0	1	3
M9	vs. Georgia Tech	29-9	3	1-4	.250	0-1	.000	3-4	.750	2-2	4	2	1	1	0	0	5
M10	vs. Maryland	28-9	16	2-4	.500	0-1	.000	0-0	.000	0-3	3	2	0	1	0	1	4

Antwan Dixon's Career Statistics

Year	G-GS	FG-FGA	PCT.	3FG-3FGA	PCT.	FT-FTA	PCT.	PTS-WG	OR	DR	TR-AVG	PF-D	AST	TO	BLK	STL	MIN
1998-99	21-0	9-21	.429	2-6	.333	1-3	.333	21-10	11	12	23-1.1	5-0	1	10	3	1	95-1.5
1999-00	29-9	40-99	.404	12-34	.353	45-59	.763	137-4.7	41	55	96-3.3	51-1	27	30	2	12	534-18.4
Career	50-9	49-120	.408	14-40	.350	46-62	.742	158-3.2	52	67	119-2.4	56-1	28	40	5	13	629-12.6

Antwan Dixon's Conference Statistics

Year	G-GS	FG-FGA	PCT.	3FG-3FGA	PCT.	FT-FTA	PCT.	PTS-WG	OR	DR	TR-AVG	PF-D	AST	TO	BLK	STL	MIN
1998-99	12-0	4-7	.571	2-2	1.000	0-1	.000	10-0.8	5	3	8-0.7	2-0	0	3	0	1	39-3.3
1999-00	16-5	17-54	.315	7-22	.318	25-30	.833	66-4.1	25	26	51-3.2	24-0	17	19	1	5	293-18.3
Career	28-5	21-61	.344	9-24	.375	25-31	.806	76-2.7	30	29	59-2.7	26-0	17	22	1	6	332-11.8

Nigel Dixon



- Forward/Center
- 6-10, 350
- Sophomore
- Orlando, FL (Edgewater High School)

rebounds in the home victory over Georgia Tech as he enjoyed his most productive game of his inaugural season ... his eight rebounds (and two points) came in only 14 minutes played as the Seminoles defeated the Yellow Jackets at home.

HIGH SCHOOL:

Graduated from Edgewater High School in Orlando in 1999 ... a three-year letterman at Edgewater ... averaged 15 points and 11 rebounds per game as a senior in leading his team to the state playoffs and a 22-7 record ... hit 58 percent from the field and 55 percent from the free throw line ... earned second-team state Class 6A All-State honors after his final year ... posted career-highs of 25 points and 20 rebounds ... helped his team to the state title game as a junior and a 30-5 record ... had 15 points and 15 rebounds in the state semifinals that year.

PERSONAL:

Born September 6, 1980 ... currently enrolled in Florida State's undergraduate studies program and is undecided on a major ... wears a size 20 shoe ... picked the Seminoles over Penn State and Kansas State.

A
ON N. DIXON

post player with tremendous upside potential ... will give Florida State a big presence in the paint ... has excellent hands and is light on his feet for his size ... playing time will depend on his physical conditioning ... owns excellent footwork ... has a nice shooting touch around the basket ... has great natural strength ... can bench more than 300 pounds and leg presses more than 1,000 ... one of four Florida natives on the Seminole roster.

AS A FRESHMAN (1999-00):

Averaged 1.8 points and 2.1 rebounds in 28 games played during his first collegiate season ... numbers projected to 11.2 points and 13.5 rebounds over 40 minutes ... earned double figure minutes against four teams - The Citadel (Dec. 30), Wake Forest (Feb. 5), at Duke (Feb. 16) and Georgia Tech (Feb. 21) ... the Seminoles were 3-1

when Dixon earned double figures in minutes played ... scored 12 points and grabbed four rebounds in a season-high 17 minutes at No. 3 Duke on Feb. 16 ... made a career-high four field goals in a career-high seven attempts and a career-high four free throws in career-high eight attempts against the Blue Devils ... also added four rebounds in a career-high 17 minutes in one of the toughest places to play in college basketball ... five rebounds and four points came against The Citadel as the Seminoles won in Tallahassee ... was a perfect three-of-three from the field and grabbed four rebounds in only nine minutes of play against Maryland on Jan. 29 ... the six points against the Terrapins is the second most he scored in any one game as a freshman ... helped Florida State beat Wake Forest at home on Feb. 5 with four points and a career-high eight rebounds in 13 minutes ... also had a career-high tying eight

“Nigel Dixon made improvements in so many areas last season and that improvement needs to continue. He causes problems for our opponents because he can score, rebound and use his size to his advantage.”

ROBINSON ON DIXON

Game-by-Game 1999-00

Date	Opponent	G-GS	Min.	FG-FGA	Pct.	3FG-A	Pct.	FTA	PCT.	O-D	Tot	PF	A	T	B	S	Pts
N19	at Florida	1-0	3	1-1	1.000	0-0	.000	0-0	.000	1-0	1	0	0	2	0	0	2
N23	Norfolk State	2-0	6	0-1	.000	0-0	.000	0-0	.000	0-1	1	1	0	1	1	0	0
N27	Jacksonville	3-0	4	0-0	.000	0-0	.000	0-0	.000	0-0	0	0	0	0	0	0	0
D1	at Northwestern	4-0	3	0-1	.000	0-0	.000	0-0	.000	0-2	2	1	0	0	0	0	0
D5	at Auburn	5-0	1	0-0	.000	0-0	.000	0-0	.000	0-1	1	1	0	1	0	0	0
D11	Seton Hall	6-0	1	0-1	.000	0-0	.000	0-0	.000	0-0	0	0	0	0	0	0	0
D18	Massachusetts	7-0	2	0-1	.000	0-0	.000	0-1	.000	0-0	0	0	0	0	0	0	0
D22	Vanderbilt	8-0	5	1-1	1.000	0-0	.000	0-0	.000	1-1	2	2	0	1	0	0	2
D30	The Citadel	9-0	14	2-5	.400	0-0	.000	0-0	.000	1-4	5	4	0	2	0	0	4
J4	at Wake Forest	10-0	7	1-2	.500	0-0	.000	1-2	.500	1-4	5	3	0	1	1	0	3
J8	at South Florida	11-0	1	0-0	.000	0-0	.000	0-0	.000	0-0	0	0	0	1	0	0	0
J12	Clemson	12-0	3	0-0	.000	0-0	.000	0-0	.000	0-0	0	1	0	0	0	0	0
J16	Duke	13-0	3	0-0	.000	0-0	.000	0-0	.000	0-1	1	1	0	0	0	0	0
J19	at Georgia Tech	14-0	8	2-6	.333	0-0	.000	0-0	.000	2-2	4	2	0	2	0	0	4
J22	at North Carolina	15-0	7	1-2	.500	0-0	.000	1-1	1.000	0-3	3	2	0	1	0	0	3
J26	at Virginia	16-0	3	0-0	.000	0-0	.000	0-0	.000	0-0	0	0	0	0	0	0	0
J29	Maryland	17-0	9	3-3	1.000	0-0	.000	0-0	.000	0-4	4	4	0	1	0	0	6
F2	at NC State	18-0	3	0-2	.000	0-0	.000	0-0	.000	0-1	1	0	0	0	1	0	0
F5	Wake Forest	19-0	13	1-1	1.000	0-0	.000	2-5	.400	2-6	8	1	0	0	0	1	4
F12	at Clemson	20-0	5	0-1	.000	0-0	.000	0-0	.000	1-0	1	1	0	0	0	0	0
F16	at Duke	21-0	17	4-7	.571	0-0	.000	4-8	.500	4-0	4	2	0	0	0	0	12
F21	Georgia Tech	22-0	14	1-1	1.000	0-0	.000	0-3	.000	1-7	8	3	0	0	0	0	2
F23	North Carolina	23-0	9	0-3	.000	0-0	.000	0-0	.000	1-0	1	3	0	0	0	0	0
F26	Virginia	24-0	7	1-1	1.000	0-0	.000	0-0	.000	0-1	1	2	0	2	0	0	2
M1	at Maryland	25-0	8	1-5	.200	0-0	.000	0-0	.000	3-1	4	0	0	2	0	0	2
M5	NC State	26-0	5	0-0	.000	0-0	.000	2-2	1.000	0-1	1	1	0	2	0	0	2
M9	vs. Georgia Tech	27-0	3	1-1	1.000	0-0	.000	0-0	.000	0-0	0	3	0	1	0	0	2
M10	vs. Maryland	28-0	14	0-1	.000	0-0	.000	0-2	.000	1-1	2	1	0	1	0	0	0



Career Highs

- PTS** 12 at Duke (2-16-00)
- FGM** 4 at Duke (2-16-00)
- FGA** 7 at Duke (2-16-00)
- FG%** 1.000 vs. six teams (last vs. Virginia, 2-26-00)
- 3FGM** 0
- 3FGA** 0
- 3FG%** 0
- FTM** 4 at Duke (2-16-00)
- FTA** 8 at Duke (2-16-00)
- FT%** 1.000 at Florida (11-19-00), vs. NC State (3-5-00)
- OR** 4 at Duke (2-16-00)
- DR** 7 vs. Georgia Tech (2-26-00)
- REBS** 8 vs. Wake Forest (2-5-00), vs. Georgia Tech (2-21-00)
- AST** 0
- BLK** 1 vs. three teams (last at Virginia, 2-26-00)
- STL** 1 vs. Wake Forest (2-5-00)
- MIN** 17 at Duke (2-16-00)



Nigel Dixon played in 28 games as a freshman.

Nigel Dixon's Career Statistics


Year	G-GS	FG-FGA	PCT.	3FG-3FGA	PCT.	FT-FTA	PCT.	PTS-AVG	OR	DR	TR-AVG	PF-D	AST	TO	BLK	STL	MIN
1999-00	28-0	20-47	.426	0-0	.000	10-24	.417	50-1-1.8	19	41	60-2.1	39-0	0	21	3	1	178
Career	28-0	20-47	.426	0-0	.000	10-24	.417	50-1-1.8	19	41	60-2.1	39-0	0	21	3	1	178

Nigel Dixon's Conference Statistics

Year	G-GS	FG-FGA	PCT.	3FG-3FGA	PCT.	FT-FTA	PCT.	PTS-AVG	OR	DR	TR-AVG	PF-D	AST	TO	BLK	STL	MIN
1999-00	16-0	15-34	.441	0-0	.000	10-21	.476	40-2.5	15	31	46-2.9	26-0	0	11	1	1	121-7.6
Career	16-0	15-34	.441	0-0	.000	10-21	.476	40-2.5	15	31	46-2.9	26-0	0	11	1	1	121-7.6

Mike

Mathews




ON MATHEWS

ould find his way into the starting lineup at power forward ... gives the Seminoles something they have not had in recent seasons - a true athletic big man ... projects as an excellent shot blocker with long arms and excellent leaping ability ... can

also step away from the basket and knock down shots ... first local player to sign with Florida State in the Steve Robinson era.

AS A FRESHMAN (1999-00):

Sat out the season in accordance with NCAA regulations as a partial qualifier but did practice with the team ... will have the chance to earn a fourth year back if he finishes his degree requirements in four years as a student at Florida State.



HIGH SCHOOL:

Graduated from Florida High School in 1998 ... played his final high school season at Florida High in Tallahassee on the Florida State campus ... averaged 12.3 points,

8.3 rebounds and 5.8 blocked shots that year ... helped his team reach the state class 2A title game before falling ... spent the 1998-99

- Forward/Center
- 6-10, 230
- Sophomore
- Blountstown, FL (Fork Union Military Academy/ Florida High School)

year at Fork Union Military Academy in Virginia ... averaged 11.2 points, 8.4 rebounds and 2.3 blocked shots as Fork Union went 23-9 ... considered one of the top 15 big men in the country by most recruiting publications.

PERSONAL:

Born September 7, 1980 ... Mike is the son of Jessie and Gussie Mathews... is currently enrolled in Florida State's undergraduate studies program and is undecided on a major ... played with Florida State equipment manager Gene Granger's son at Florida High ... selected Florida State over Xavier, Miami, Georgia, Tulane and Virginia Tech.

ROBINSON ON MATHEWS

“Mike Mathews is long and lean and runs the floor extremely well. He has good offensive ability and is a strong rebounder.”

Rodney Tucker




ON
TUCKER

ained valuable experience as a freshman when he played in all 29 games ... averaged 2.1 points and 1.9 rebounds in

10.7 minutes per game ... excellent defender and rebounder whose offense came on towards the end of the season ... averaged over 5.0 points in the final six games of the year ... started that run with a season-best nine points in the loss at Duke ... posted a season-high five rebounds in the home loss to Maryland.

AS A FRESHMAN (1999-00):

Averaged 1.2 points and 1.9 rebounds as he played in all 29 games during his inaugural collegiate season ... hit his first career field goal as the Seminoles defeated Norfolk State on Nov. 23 ... two points on a pair of free throws against Jacksonville on Nov. 27 ... scored a season-high four points and grabbed three rebounds in 19 minutes against The Citadel on Dec. 30 ... four rebounds in 11 minutes against Northwestern in the ACC/Big 10 Challenge ... three points against Seton Hall and two points and three rebounds in eight minutes against South Florida on Jan. 8 ... four points and a career-high five rebounds against Maryland on Jan. 29 ... two points, three rebounds and two blocked shots at Clemson on Feb. 12 ... scored his season-high of nine points at Duke on Feb. 16 ... played well against North Carolina on Feb. 23 with four points, two rebounds and a career-high three steals against the Tar Heels ... scored six points on three dunks during the final regular season game against NC State.



HIGH SCHOOL:

Graduated from Stone Mountain High School in 1999 ... an All-State first-team selection as a junior and senior ... had an outstanding senior season when he averaged 20.5 points, 10.7 rebounds and hit 58 percent from the floor ... was an honorable mention *USA Today* All-American following his final prep season ... averaged over 20 points and 10 rebounds as a junior ... regarded as one of the nation's top 100 prep players by most recruiting analysts.

PERSONAL:

Born on Oct. 25, 1980 ... has yet to declare a major and is currently enrolled in Florida State's undergraduate studies program ... arrived in Tallahassee in June and went through the university's summer enrichment program ... chose Florida State after considering Tennessee and Clemson.

ROBINSON ON TUCKER

“Rodney Tucker showed a great deal of progress during his freshman season. He is a strong rebounder, who gives great effort, is a tireless worker and can score.”



- Forward
- 6-8, 215
- Sophomore
- Stone Mountain, GA (Stone Mountain High School)

Career Highs

PTS	9 at Duke (2-16-00)
FGM	4 at Duke (2-16-00)
FGA	7 at Maryland (3-1-00)
FG%	.800 at Duke (2-16-00)
3FGM	0
3FGA	0
3FG%	0
FTM	2 vs. four teams (last at Maryland, 3-1-00)
FTA	4 at Georgia Tech (1-19-00), vs. The Citadel (12-30-99)
FT%	1.000 vs. three teams (last at Maryland, 3-1-00)
OR	2 vs. six teams (last at Maryland, 3-1-00)
DR	3 at South Florida (1-8-00), vs. Maryland (1-29-00)
REBS	5 vs. Maryland (1-29-00)
AST	1 vs. Maryland (1-29-00), vs. NC State (3-5-00)
BLK	2 at Clemson (2-12-00)
STL	3 vs. North Carolina (2-23-00)
MIN	19 vs. The Citadel (12-30-99)

Game-by-Game 1999-00


Date	Opponent	G-S	Min.	FG-FGA	Pct.	3FG-A	Pct.	FT-A	Pct.	O-D	Tot	PF	A	T	B	S	Pts
N19	at Florida	1-0	10	0-2	.000	0-0	.000	0-2	.000	0-2	2	1	0	1	0	0	0
N23	Norfolk State	2-0	12	1-3	.333	0-0	.000	0-0	.000	0-1	1	2	0	0	0	0	2
N7	Jacksonville	3-0	5	0-1	.000	0-0	.000	2-2	1.000	0-0	0	1	0	0	0	0	2
N29	Temple	4-0	2	0-0	.000	0-0	.000	0-2	.000	0-0	0	0	0	0	0	0	0
D1	at Northwestern	5-0	11	0-1	.000	0-0	.000	0-2	.000	2-2	4	0	0	0	1	0	0
D5	at Auburn	6-0	1	0-0	.000	0-0	.000	0-0	.000	0-1	1	0	0	2	0	0	0
D11	Seton Hall	7-0	9	1-3	.333	0-0	.000	1-2	.500	1-2	3	0	0	2	0	0	3
D18	vs. Massachusetts	8-0	6	0-0	.000	0-0	.000	0-1	.000	0-0	0	0	0	0	0	0	0
D22	Vanderbilt	9-0	4	0-0	.000	0-0	.000	0-0	.000	0-0	0	2	0	1	0	0	0
D30	The Citadel	10-0	19	1-3	.333	0-0	.000	2-4	.500	1-2	2	1	0	1	1	0	4
J1	at Wake Forest	11-0	4	0-0	.000	0-0	.000	0-0	.000	0-0	0	2	0	0	0	0	0
J8	at South Florida	12-0	8	1-3	.333	0-0	.000	0-0	.000	0-3	3	2	0	0	0	1	2
J12	Clemson	13-0	12	1-5	.200	0-0	.000	0-0	.000	1-1	2	1	0	0	0	0	2
J16	Duke	14-0	13	1-3	.333	0-0	.000	0-0	.000	2-1	3	1	0	2	0	0	2
J19	at Georgia Tech	15-0	13	1-2	.500	0-0	.000	1-4	.250	0-1	1	1	0	1	0	0	3
J22	at North Carolina	16-0	13	1-2	.500	0-0	.000	0-0	.000	0-0	0	2	0	0	0	2	2
J26	at Virginia	17-0	7	0-1	.000	0-0	.000	0-0	.000	0-1	1	2	0	2	0	0	0
J29	Maryland	18-0	15	1-3	.333	0-0	.000	2-2	1.000	2-3	5	0	1	1	0	1	4
F2	at NC State	19-0	17	0-1	.000	0-0	.000	0-0	.000	0-0	0	4	0	0	0	0	0
F5	Wake Forest	20-0	11	1-3	.333	0-0	.000	1-2	.500	1-1	2	1	0	0	0	0	3
F12	at Clemson	21-0	13	1-1	1.000	0-0	.000	0-2	.000	2-1	3	4	0	0	2	0	2
F16	at Duke	22-0	17	4-5	.800	0-0	.000	1-2	.500	2-1	3	4	0	1	0	0	9
F21	Georgia Tech	23-0	8	0-1	.000	0-0	.000	0-0	.000	0-1	1	2	0	0	0	0	0
F23	North Carolina	24-0	13	2-3	.667	0-0	.000	0-0	.000	0-2	2	3	0	4	0	3	4
F26	Virginia	25-0	10	0-2	.000	0-0	.000	0-0	.000	1-1	2	0	0	1	0	0	0
M1	at Maryland	26-0	14	2-7	.286	0-0	.000	2-2	1.000	2-1	3	2	0	1	0	0	6
M5	NC State	27-0	14	3-4	.750	0-0	.000	0-0	.000	1-3	4	2	1	2	0	0	6
M9	vs. Georgia Tech	28-0	11	0-1	.000	0-0	.000	2-4	.500	0-2	2	0	0	0	1	0	2
M10	vs. Maryland	29-0	18	1-2	.500	0-0	.000	2-4	.500	0-4	4	1	0	2	0	1	4

Rodney Tucker's Career Statistics


Year	G-S	FG-FGA	Pct.	3FG-3FGA	Pct.	FT-FTA	Pct.	PTS-WG	OR	DR	TR-WG	PF-D	AST	TO	BLK	STL	MIN
1999-00	29-0	23-62	.371	0-0	.000	16-37	.432	62-2.1	18	37	55-1.9	41-0	2	24	5	7	310-10.7
Career	29-0	23-62	.371	0-0	.000	16-37	.432	62-2.1	18	37	55-1.9	41-0	2	24	5	7	310-10.7

Rodney Tucker's Conference Statistics

Year	G-S	FG-FGA	Pct.	3FG-3FGA	Pct.	FT-FTA	Pct.	PTS-WG	OR	DR	TR-WG	PF-D	AST	TO	BLK	STL	MIN
1999-00	16-0	18-43	.419	0-0	.000	7-14	.500	43-2.7	14	18	32-2.0	31-0	2	15	2	5	194-2.1
Career	16-0	18-43	.419	0-0	.000	7-14	.500	43-2.7	14	18	32-2.0	31-0	2	15	2	5	194-2.1



Monte Cummings



W

ON CUMMINGS

ill vie for back-court playing time with Adrian ... outstanding athlete who excels on the defensive end of the floor ... also a very capable offensive player ... attended nearby

Shanks High School in Quincy but served four years in the Army before matriculating to Southeastern CC ... selected the Seminoles over Georgia and Louisville.

AT SOUTHEASTERN IOWA:

Led Southeastern Community College to the NJCAA national championship last season and a 34-4 record ... averaged a team-leading 16.8 points, 4.9 rebounds and 4.3 assists per game ... also hit 60.0 percent from the field (225-of-375) and 69.4 percent from the free throw line (168-of-242) ... played nearly 30 minutes per game and also averaged 1.5 steals per contest ... was a third team NJCAA All-American last year and a first team NJCAA Region XI pick ... named to

- Guard
- 6-4, 180
- Junior
- Quincy, FL (Southeastern Iowa) Community College/Shanks High School)


the All-Tournament team at the national tournament ... played in the Adidas Junior College All-American game last April and was named Most Valuable Player of the contest after scoring 23 points.

HIGH SCHOOL:

Graduated from Shanks High School in 1995 ... All-State first-team and All-Country first-team as a senior.

PERSONAL:

Born Sept. 18, 1976 ... Monte is the son of Suzette and Tyrone Hinton.



ROBINSON ON CUMMINGS

“Monte Cummings is a rock solid player who has been through the wars. He is a slasher who makes plays. We are looking for him to contribute on both ends of the floor.”

J.D. Bracy

**ROBINSON ON
BRACY**


“Bracy is one of the most athletically gifted players on our team. As he continues to grow, he will become a very good player, one who will help us tremendously during his career.”



was outstanding athletic ability ... true definition of a scorer who can put the ball in the basket in a variety of ways ... puts the ball on the floor to get to the goal but is also a good long range shooter ... will sit out the 2000-01 season in accordance with NCAA regulations.

HIGH SCHOOL:

Graduated from Osceola High School in 2000 ... averaged 27.2 points, 7.8 rebounds and 5.3 assists in leading his team to the state playoffs as a senior ... hit 48 percent from the floor, 38 percent from three-point range and 75 percent from the free throw line ... had two games of 40 plus points, including a 50-point game when he hit 10 three-pointers ... earned first-team All-State honors and was a finalist for Mr. Basketball in Florida ... also played defensive back on Osceola's football team with Seminole freshman linebacker Chad



- Guard
- 6-4, 190
- Freshman
- Kissimmee, FL (Osceola High School)

Mascoe ... considered one of the nation's top 100 players by most recruiting analysts ... picked Florida State after also considering Miami, South Florida, Alabama and North Carolina State.

PERSONAL:

Born Oct. 1, 1981 ... J.D. is the son of Nina Glee-Bracy.



Marcell Haywood



- Guard
- 6-0, 180
- Sophomore
- Plantation, FL (Queens College /St. Thomas Aquinas High School)

ROBINSON ON HAYWOOD

“Marcell Haywood is a player who is a big help to our team because of his work ethic and great attitude. He will be able to help us this year.”


PERSONAL:

Born June 8, 1980 ... Marcell is the son of Arlene and Les Haywood ... a member of the National Honor Society and earned honor roll accolades as a freshman and sophomore ... an uncle, Irvin Ruffin, played for the Los Angeles Lakers and San Antonio Spurs from 1978-80 ... a member of the Spanish club in high school.

... in his second season as a walk-on member of the team ... was a member of the team and earned a varsity letter during the 1999-2000 season but did not see any game action ... learned Florida State's offensive and defensive plays and was an important member of the scout team ... is an excellent player with tremendous point guard skills ... handles the ball well and learned a great deal about Steve Robinson's system last season.

HIGH SCHOOL:

Graduated from St. Thomas Aquinas High School in 1998 ... a Dade/Broward county all-star his senior season ... an all-tournament team selection at the Kruef Classic as a senior ... earned all-district honorable mention honors as a senior ... team captain and team most valuable player his senior season ... his high school coach was Steve Strand.



Michael Joiner

ROBINSON ON JOINER

“Mike Joiner is a hard worker who has good court savvy, gets involved on both offense and defense and puts everything he has into every play.”



W

ill compete for the starting job at small forward with Antwan Dixon ... excellent all-around player who does all the little things on the floor ... has good range on his jumper and can also put the ball on the floor and create his shot ... selected the Seminoles over Tennessee and Notre Dame.

HIGH SCHOOL:

Graduated from Seventy-first High School in 2000 ... named Mr. Basketball in the state of North Carolina following his senior season ... averaged 17 points, 10 rebounds and three assists per game as a senior ... earned all-state first team honors and was named MVP of the state tournament as his team finished second during his senior season ... an all-state team selection following his sophomore and junior seasons ... scored 36 points on 15-of-24 field goal shooting with 12 rebounds and



- Forward
- 6-7, 215
- Freshman
- Fayetteville, NC (Seventy-first High School)

four blocked shots in the title game ... his 36 points established a state tournament record ... the most highly regarded recruit in Steve Robinson's first three seasons at the school ... considered one of the top 25 players nationally by Bob Gibbons and is a consensus top 40 recruit ... named to the all-tournament team at the Gibbons Tournament of Champions ... his high school coach was Bernie Poole.

PERSONAL:

Born Oct. 28, 1981 ... Michael is the son of Priscilla and Vincent Joiner ... a member of the National Honor Society ... a member of the math club and earned the school's academic achievement award following his freshman and sophomore years ... was a member of the S.A.V.E. organization (Students Against Violence Everywhere) and president of the club his senior season ... student body treasurer as a sophomore ... a member of the yearbook staff and the chess club ... named an academic All-Star at the North Carolina East/West all-star game.



Ryan Lowery



ON LOWERY

HIGH SCHOOL:

Graduated from Ashbrook High School in 1999 ... played three years of basketball ... averaged 11 points and eight assists per game at Fork Union Military Academy last season ... named the most outstanding player and the best playmaker on his high schools team as a junior ... named the MVP of the state all-star game as a junior ... hit 38 percent of his three-pointers and 82 percent from the free throw line ... played at Fork Union with Kentucky's Jason Parker and two other Division I recruits ... was a 4.0 student at Ashbrook High School in Gastonia, NC ... did not play his senior season due to a knee injury ... his high school coach


ill serve as Delvon Arrington's back-up at point guard ... considered the prototypical point guard who gets others involved offensively ... solid shooter and defender.

- Guard
- 6-2, 180
- Freshman
- Gastonia, NC (Fork Union Military Academy /Ashbrook High School)

was Don Brown ... an all-county first-team selection in basketball as a sophomore and junior ... chose Florida State over Utah, Notre Dame, Rutgers, Clemson and Virginia Tech.

PERSONAL:

Born September 16, 1980 ... Ryan is the son of Klydette and Frazier Lowery ... a member of the National Honor Society ... earned Dean's List honors as a freshman and a senior ... is a third cousin of former Georgetown star Eric "Sleepy" Floyd ... a member of the chess club.



ROBINSON ON LOWERY

"Ryan Lowery will be asked to help in the back court. He is a strong, mature player who has the ability to get the ball to the right people when they are in position to score points."

Andrew Wilson



ROBINSON ON WILSON

“Andrew Wilson is a freshman with a complete game. He is a well-rounded player who shoots the three and puts the ball on the floor with complete confidence.”



- Guard/Forward
- 6-6, 205
- Freshman
- Kennesaw, GA (Harrison High School)




ON WILSON

ine all-around player who will compete for time on the wing as a freshman ... tough, hard-nosed competitor with outstanding shooting ability ... also can create offense by putting the ball on the floor.

HIGH SCHOOL:

Graduated from Harrison High School in 2000 ... an all-state selection as a junior and senior ... averaged over 18 points per game as a senior while hitting 47 percent from three-point range and 86 percent from the line ... led his team to a 22-5 record and a state play-off berth ... finished his career as Harrison's all-time leading scorer with 1,215 points ... generally regarded as one of the nation's top 150 prep players ... was named an MVP at the prestigious Five-Star camp as a junior ... high school coach was Jerry Meuschke ... selected Florida State over Georgia Tech, Clemson and Vanderbilt.



PERSONAL:

Born July 6, 1982 ... Andrew is the son of Kim and Tom Wilson ... a member of the Young Life and the Fellowship of Christian Athletes in high school ... his father, Tom, played baseball at Florida State.

The 2000-2001 Seminoles



Numerical Roster

No.	Name	Pos.	Ht.	Wt.	Class	Hometown/High School or University
1	Michael Joiner	F	6-7	215	Fr.	Fayetteville, NC/Seventy-First
3	J.D. Bracy	G	6-4	190	Fr.	Kissimmee, FL/Osceola
4	Antwuan Dixon	F	6-5	200	Jr.	Marietta, GA/Wheeler
5	Adrian Crawford	G	6-5	205	Sr.	Akron, OH/University of Tulsa
10	Delvon Arrington	G	5-11	170	Sr.	Hillside, NJ/St. Anthony's
11	Rodney Tucker	F	6-7	230	So.	Stone Mountain, GA/Stone Mountain
12	Ryan Lowery	G	6-2	180	Fr.	Gastonia, NC/Fork Union Military Academy
20	Andrew Wilson	G/F	6-6	205	Fr.	Kennesaw, GA/Harrison
23	Marcell Haywood	G	6-0	180	So.	Ft. Lauderdale, FL/St. Thomas Aquinas
30	Monte Cummings	G	6-4	180	Jr.	Quincy, FL/Southeastern (Iowa) C.C.
33	Mike Mathews	F/C	6-10	230	So.	Blountstown, FL/Fork Union Military Academy
34	Nigel Dixon	F/C	6-10	350	So.	Orlando, FL/Edgewater
50	David Anderson	C	7-0	250	Jr.	Lamar, CO/Brigham Young

Alphabetical Roster

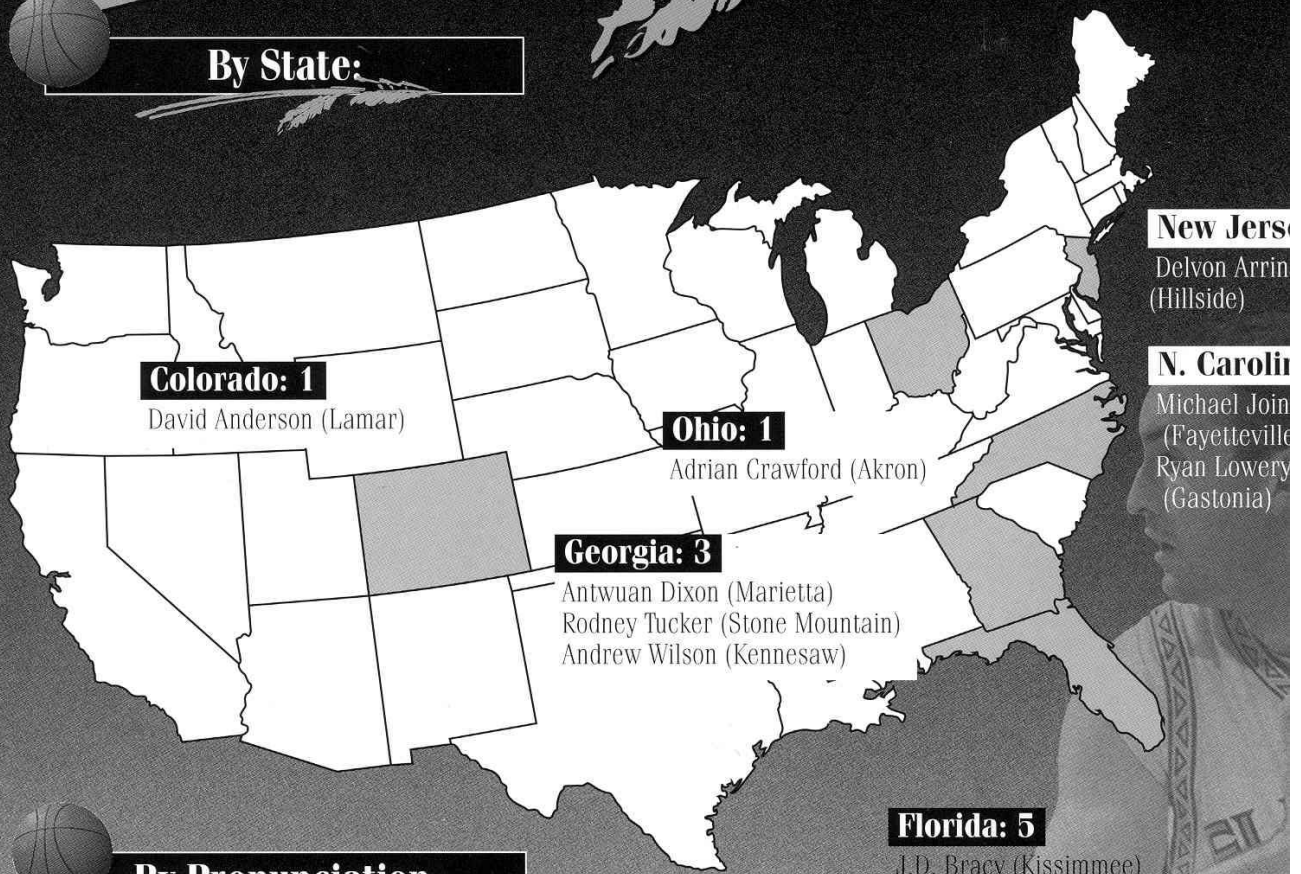
No.	Name	Pos.	Ht.	Wt.	Class	Hometown/High School or University
50	David Anderson	C	7-0	250	Jr.	Lamar, CO/Brigham Young
10	Delvon Arrington	G	5-11	170	Sr.	Hillside, NJ/St. Anthony's
3	J.D. Bracy	G	6-4	190	Fr.	Kissimmee, FL/Osceola
5	Adrian Crawford	G	6-5	205	Sr.	Akron, OH/University of Tulsa
30	Monte Cummings	G	6-4	180	Jr.	Quincy, FL/Southeastern (Iowa) C.C.
4	Antwuan Dixon	F	6-5	200	Jr.	Marietta, GA/Wheeler
34	Nigel Dixon	F/C	6-10	350	So.	Orlando, FL/Edgewater
23	Marcell Haywood	G	6-0	180	So.	Ft. Lauderdale, FL/St. Thomas Aquinas
1	Michael Joiner	F	6-7	215	Fr.	Fayetteville, NC/Seventy-First
12	Ryan Lowery	G	6-2	180	Fr.	Gastonia, NC/Fork Union Military Academy
33	Mike Mathews	F/C	6-10	230	So.	Blountstown, FL/Fork Union Military Academy
11	Rodney Tucker	F	6-7	230	So.	Stone Mountain, GA/Stone Mountain
20	Andrew Wilson	G/F	6-6	205	Fr.	Kennesaw, GA/Harrison

Head Coach: Steve Robinson (Radford, '81)

Assistant Coaches: Coleman Crawford (North Alabama, '75); Rob Wilkes (Stetson '93); Stephen Giles (North Carolina '90)

A Closer Look At The Seminoles

By State:



By Pronunciation:

Antwan Dixon (An-twan)

A Closer Look at the Seminoles



By Height:

7'0"David Anderson
6'10"Nigel Dixon
Mike Mathews
6'8"Rodney Tucker
6'7"Michael Joiner
6'6"Andrew Wilson
6'5"Adrian Crawford
Antwuan Dixon
6'4"J.D. Bracy
Monte Cummings
6'2"Ryan Lowery
6'0"Marcell Haywood
5'11"Delvon Arrington



By Position:

Guard:

Delvon Arrington
J.D. Bracy
Adrian Crawford
Monte Cummings
Marcell Haywood
Ryan Lowery

Forward:

Antwuan Dixon
Michael Joiner
Rodney Tucker

Forward/Center:

Nigel Dixon
Mike Mathews

Guard/Forward:

Andrew Wilson

Center:

David Anderson



By Class:

Seniors: 2

Delvon Arrington
Adrian Crawford

Sophomores: 4

Nigel Dixon
Marcell Haywood
Mike Mathews
Rodney Tucker

Juniors: 3

David Anderson
Monte Cummings
Antwuan Dixon

Freshmen: 4

J.D. Bracy
Michael Joiner
Ryan Lowery
Andrew Wilson

Returning Starters (2)

Delvon Arrington, Senior, Guard, 8.5 ppg, 6.3 apg
Adrian Crawford, Senior, Guard, 3.3 ppg, 2.1 apg

Other Returning Lettermen (4)

David Anderson, Junior, Center, 2.1 ppg, 3.4 rpg
Antwuan Dixon, Junior, Guard, 4.7 ppg, 3.3 rpg
Nigel Dixon, Sophomore, Forward/Center, 1.8 ppg, 2.1 rpg
Rodney Tucker, Sophomore, Forward, 2.1 ppg, 1.9 rpg

Newcomers (6)

Monte Cummings, Junior, Guard
Marcell Haywood, Sophomore, Guard
J.D. Bracy, Freshman, Guard
Michael Joiner, Freshman, Forward
Ryan Lowery, Freshman, Guard
Andrew Wilson, Freshman, Guard/Forward

Players Lost (5)

Damous Anderson, Senior, 15.2 ppg, 4.2 rpg
Matt Chlebek, Junior, Guard, 1.6 ppg, 0.8 rpg
Ron Hale, Senior, Guard, 15.6 ppg, 4.8 rpg
Justin Mott, Senior, Forward, 2.1 ppg, 3.4 rpg
Oliver Simmons, Senior, Forward, 7.5 ppg, 3.9 rpg

ersey: 1

rrington

lina: 2

oiner

ille)

ery

)

50
STAT

TV/Radio Speed Chart



**Michael
Joiner**

#1

Freshman • Forward • 6-7 • 215 lbs.
Fayetteville, NC (Seventy-First)



**J.D.
Bracy**

#3

Freshman • Guard • 6-4 • 190 lbs.
Kissimmee, FL (Osceola HS)



**Antwuan
Dixon**

#4

Junior • Forward • 6-5 • 200 lbs.
Marietta, GA (Wheeler HS)



**Adrian
Crawford**

#5

Senior • Guard • 6-5 • 205 lbs.
Akron, OH (University of Tulsa/Barberton HS)



**Delvon
Arrington**

#10

Senior • Guard • 5-11 • 170 lbs.
Hillside, NJ (St. Anthony's HS)



**Rodney
Tucker**

#11

Sophomore • Forward • 6-7 • 230 lbs.
Stone Mountain, GA (Stone Mountain HS)



**Ryan
Lowery**

#12

Freshman • Guard • 6-2 • 180 lbs.
Gastonia, NC (Fork Union Military Academy)



**Andrew
Wilson**

#20


Freshman • Guard/Forward • 6-6 • 205 lbs.
Kennesaw, GA (Harrison HS)



**Marcell
Haywood**

#23

Sophomore • Guard • 6-0 • 180 lbs.
Ft. Lauderdale, FL (St. Thomas Aquinas HS)



**Monte
Cummings**

#30

Junior • Guard • 6-4 • 180 lbs.
Quincy, FL (Southeastern (Iowa) C.C.)



**Mike
Mathews**

#33

Sophomore • Forward/Center • 6-10 • 230 lbs.
Blountstown, FL (Fork Union Military Academy/Florida)



**Nigel
Dixon**

#34

Sophomore • Forward/Center • 6-10 • 350 lbs.
Orlando, FL (Edgewater HS)



**David
Anderson**

#50

Junior • Center • 7-0 • 250 lbs.
Lamar, CO (Brigham Young University/Lamar HS)



**Steve Robinson
Head Coach**

Radford '81 • 89-66 in five years
43-48 in three years at FSU