



2000-2001  
*Seminoles*

# REVIEW


A Look Back at the 1999-2000 Season





1999-2000 Provides

# A Promising Look at the Future



ACC tournament two years in a row.

Robinson's third season as the Seminoles' head coach finished with a 12-17 overall record and a 6-10 ACC slate.

Ron Hale (15.6 ppg) and Damous Anderson (15.2 ppg) led the team in scoring, while sharing the team MVP honors. The two seniors also shared a spot on the All-ACC third team. Hale also led the Seminoles in free-throw percentage (.755) and was second on the team in rebounds (4.8 rpg). For career marks, Hale finished in the top ten in four categories: third in games played (120), tenth in blocks (77), eighth in three-pointers (111), and fifth in three-pointers attempted (347). Hale will be remembered as one of the top players ever to wear a Seminole jersey.

Anderson finished out the season leading the Seminoles in three-point percentage (.430) and, for the second straight season, in field goal percentage (.508). Oliver Simmons finished out his career at FSU by leading the team in rebounds at 4.9 per game.

Another positive to emerge from the 1999-2000 campaign was the court leadership from Delvon Arrington. The 5-11 point guard led the Seminoles in assists (6.3 apg) and steals (1.5 spg). He enters his senior season ranked among the top ten in career assists at Florida State with 363. Arrington is on schedule to complete his undergraduate coursework and will gain another year of eligibility for graduating in four years.



*FSU Head Coach Steve Robinson saw his team take another step in his rebuilding program designed to return the basketball Seminoles to national prominence.*



*For the second year in a row, the Seminoles advanced to the second round of the always-tough ACC tournament before bowing to Maryland.*

*The play of sophomore forward Antwan Dixon was a bright spot, earning him the Most Improved Player award.*

Though the regular starting five played most of the minutes during the season, Florida State's bench contributed a promising look toward the Seminoles' future. Antwan Dixon contributed strong minutes off the bench as back up to both Hale and Anderson. Dixon's hard work and improvement earned him the Seminoles Most Improved Player award.

Rodney Tucker, also a forward, provided a spark off the bench his freshman year. An excellent athlete, Tucker displayed signs of being a good post player with his powerful dunks and ferocious rebounding ability. David Anderson started seventeen games at center and led the team in blocked shots with 43. A broken nose slowed his play considerably at the end of the year.

Freshman forward Nigel Dixon proved to be a huge crowd favorite. As his minutes increased, so did his production.

Adrian Crawford was hindered last season due to chronic tendonitis in both knees. A proven three-point specialist, Crawford played in 15 games before deciding on season-ending knee-surgery.



*Another positive to emerge from the 1999-2000 season was the court leadership of Delvon Arrington. The 5-11 point guard led the Seminoles in assists and steals.*

*Though listed as a senior on the roster, standout point guard Delvon Arrington is on schedule to complete his undergraduate coursework and graduate in four years, which will earn him an additional year of eligibility.*

Florida State opened the season on the road against the seventh-ranked Florida Gators. Hale led the Seminoles with 24 points and nine rebounds but FSU fell to the eventual national runners-up.

The Seminoles won their next two games to up their record to 2-1. Against Norfolk State, the Seminoles raced to a 38-13 lead. In the end, they defeated the Spartans, 81-70, for their first win. Ron Hale led all scorers with 14, while Antwuan Dixon followed with 13, and Anderson added 10. The Seminoles stayed home for their next game against Jacksonville. After a 19-0 scoring surge, led by Damous Anderson and Ron Hale, Florida State easily won their second game, 83-59. Anderson matched a career-high scoring mark with 23 points, while Hale

added a double-double with 21 points and 11 rebounds.

Despite controlling the first half in their next game against Temple, the combination of Lynn Greer's three-point shooting and Temple's zone defense out-did the Seminoles. The Owls downed Florida State, 69-58, with Hale leading the Seminoles in scoring with 21 points.

Florida State split its next two games, both on the road, with a victory over Northwestern and a near-upset over Auburn

Against Northwestern, Arrington scored 12 points and dished out a season high 12 assists in the 60-46 win over the Wildcats. The win clinched the championship of the ACC/Big Ten Challenge for the ACC, 5-4. Against Florida State, Auburn's Doc Robinson hit one of two foul shots with 2.3 seconds left in the game, to break a tie and give the Tigers a 55-54 win. Hale led Florida State with 15 points while Anderson and Crawford added 12 and 11 respectively.

A 70-65 win at home against Vanderbilt ended a three-game losing skid (Auburn, Seton Hall and Massachusetts) for Florida State. Arrington scored a career-high 16 points and handed out eight assists while Antwuan Dixon added a career-best 16 points off the bench.

Oliver Simmons scored a career-high 17 points to lead the Seminoles in their final tune-up game before the ACC season kicked off, leading the Seminoles to a 77-51 victory over The Citadel.

Ron Hale had one of the best games in school history as he poured in a career-high 37 points in the 66-64 win over Wake Forest to open up their ACC season. Trailing 45-27 at halftime, the Seminoles came back with Hale leading the way, scoring 23 in the second half. Hale's heroics established a Florida State record for points scored by an individual in an ACC game. The total was the sixth most points scored in Florida State men's basketball history. The Seminole football team won the Sugar Bowl and national championship that same night


by defeating Virginia Tech 46-29. This marked the first time the in school history the basketball and football teams won a game on the same day.

Florida State moved to 2-0 in the ACC as it defeated Clemson 60-57 in its ACC home opener. The Seminoles trailed 39-28 at the half, but came back for the win as Hale hit a three-pointer with 51.5 seconds remaining to put the Seminoles up for good, 58-56. Anderson and Hale led Florida State with 18 points each.

Florida State lost its next game to sixth-ranked Duke, despite leading 34-32 at halftime. The Seminoles could not overcome a 22-6 Blue Devil run



*Junior guard Adrian Crawford is a team tri-captain this season as a senior.*



*Damous Anderson closed out his career at FSU by leading the team in field goal and three-point shooting percentage. A highlight was his season-high 25 points in a nationally televised victory over North Carolina.*



Oliver Simmons finished his career as one of the most dependable of Steve Robinson's players. In his senior year, Simmons led the team in rebounding.

early in the second half. Simmons scored 15 and Anderson, 14.

Despite a career-best 24 points from Anderson, Florida State fell to Georgia Tech on the road, 65-62, in its next outing.

Florida State gained one of the biggest victories in school history in its next home game as it defeated 21st-ranked and eventual Final Four team, North Carolina, on national television. Anderson scored a career-high 25 points and Hale added 17 to lead the Seminoles to the 76-71 ACC victory.

Despite 36 points on the road by Hale, Florida State lost its next game, 86-81, to Virginia.

The 22nd-ranked Maryland Terrapins defeated Florida State 82-63 in the next game though the Seminoles pulled within five at 49-44 with 16 minutes remaining in the second half.

Maryland responded with a 30-14 run to put away the Seminoles who were led by Hale's 21 points.

Oliver Simmons posted his first career double-double with 11 points and 11 rebounds in the Seminoles next game, a 68-58 loss at NC State.

Florida State returned home to defeat Wake Forest for the second time during the season by the score of 66-61. A pair of clutch free throws by Simmons with 23.3 seconds left in the game sealed the victory for Florida State. Anderson led the Seminoles in scoring with 19 points.

Clemson defeated Florida State at home 84-58, despite Anderson's career-best 28 points. The Blue Devils then defeated the Seminoles, in front of a national television audience and despite a career-high 12 points from Nigel Dixon.

Florida State then recorded a 2-1 record during a rare, three-game ACC homestand in mid-February.

The Seminoles first avenged their earlier loss to Georgia Tech by downing the Yellow Jackets, 64-54. Anderson scored 26 points off the bench to lead the Seminoles in the victory.

Next was a chance for Florida State to sweep its series against North Carolina in another nationally televised game. Despite a 70-67 loss, this rematch proved to be one of the most exciting games of the season for the Seminoles. After a Joseph Forte free throw to put the Tar Heels up by three with 20.7 seconds left, Ron Hale's three-pointer rimmed out as time expired. Hale led the Seminoles with 22 points.

Florida State won the third game of the home stand against Virginia 71-64. Antwan Dixon tied a career-high in scoring with 16 points and Damous Anderson led the way with 24, as the Seminoles would avenge another previous ACC loss.

Maryland defeated Florida State in the Seminoles' final road game of the season, 85-70.

Damous Anderson led the Seminoles in scoring with 22 points while Delvon Arrington score a career-high 19 points in the 70-51 loss to N.C. State in the final regular season game of the year.




*Though the regular starting five played most of the minutes during the season, FSU's bench contributed a promising look toward the Seminoles' future.*

Forward Rodney Tucker's aggressive play off the bench provided a spark for the Seminoles throughout the season. His athleticism down low and crowd-pleasing dunks made him a player to watch for in 2000-2001.

Unfortunately for Florida State, a tiebreaker rule gave NC State the sixth seed and the Seminoles the seventh seed in the ACC tournament in Charlotte, NC.

The Seminoles defeated Georgia Tech in their first-round game in the ACC Tournament. Led by Hale's 21 points and seven rebounds, Florida State would win its first-round game for the second straight year by defeating eighth-seeded Georgia Tech 63-62. The Seminoles shot 73.3 percent (22-of-30) from the free throw line. The win marked the first time in school history that Florida State won its first-round ACC tournament game two years in a row.

The Seminoles' season ended the next day as second-seeded Maryland defeated Florida State for the third time, 82-61. Walk-on point guard Matt Chlebek was the only Seminole to score in double figures with 11 points.



Ron Hale shared team MVP and earned third-team All-ACC honors along with Damous Anderson. The senior forward checked in at third in all-time games played for the Seminoles and wrote his name in the career top twenty in several offensive and defensive categories.



Northwestern

Game 5 Dec. 1



Delvon Arrington scored 12 points and handed out 12 assists to lead Florida State to a 60-46 win at Northwestern in the ACC-Big Ten Challenge...

Florida State Northwestern 60 46 Dec. 1, 1999, 9:30 p.m. Welsh-Ryan Arena, Evanston, IL

Seton Hall

Game 7 Dec. 11



Darius Lane scored 19 points and Kevin Wilkins came off the bench to add 13 as Seton Hall captured a 79-56 victory over Florida State in Tallahassee...

Florida State Seton Hall 56 79 Dec. 11, 1999, 2:00 p.m. Leon County Civic Center

No. 7 Auburn

Game 6 Dec. 5



Doc Robinson hit a free throw with 2.3 seconds remaining to lift seventh-ranked Auburn to a 55-54 win over visiting Florida State...

Florida State No. 7 Auburn 54 55 Dec. 5, 1999, 3:00 p.m. Beard-Eaves Coliseum, Auburn, AL

Massachusetts

Game 8 Dec. 16



Massachusetts guard Monty Mack scored 19 of his 30 points in the second half and hit eight free throws in the final minute to lead the Minutemen to a 69-60 victory over Florida State...

Florida State Massachusetts 60 69 Dec. 18, 1999, 4:00 p.m. National Car Rental Center, Sunrise, FL




# Vanderbilt

Game 9  
Dec. 22



Delvon Arrington scored a career-high 16 points and handed out eight assists and Antwuan Dixon added a career-best 16 off the bench to pace Florida State to a 70-65 win over previously undefeated Vanderbilt. The win snapped a three-game FSU losing streak. The Seminoles, who led 39-29 at halftime, scored the first two points of the second half to take a 12-point lead but the Commodores responded with a 21-6 run to take a 50-47 advantage at the 11-minute mark. Arrington accounted for 13 of Florida State's next 15 points in a 15-5 run over 6:30 to give the Seminoles a 62-55 cushion. He scored seven points during the stretch and had three assists. FSU limited the Vanderbilt to 37.3 percent shooting (25-of-67), including a 4-of-23 night from three-point range.

<b>Florida State</b>													<b>70</b>		<b>Game 9</b>										
<b>Vanderbilt</b>													<b>65</b>		<b>Dec. 22, 1999, 7:00 p.m.</b>										
															<b>Leon County Civic Center</b>										
Florida State	3-PT	REB											Vanderbilt	3-PT	REB										
	FGA	FGA	FTIA	O/DIT	PF	AT	TO	BS	ST	MIN	TP		FGA	FGA	FTIA	O/DIT	PF	AT	TO	BS	ST	MIN	TP		
Hale (F)	5-11	2-4	2-6	2-4	2	0	1	1	2	29	14	Langis	6-24	2-9	4-4	5-38	1	0	3	1	0	38	22		
Simmons (F)	2-5	0-0	1-2	0-3	2	0	2	0	1	19	5	Williams	4-8	0-1	2-2	5-36	3	1	2	0	0	29	10		
Delvon Anderson (F)	1-2	0-0	2-2	0-3	2	0	0	2	0	27	4	LaPointe	0-2	0-1	0-6	1-3-4	4	0	2	0	0	21	0		
Crawford (G)	1-2	0-0	2-2	0-0	0	1	2	0	1	15	5	Strong	8-12	0-1	2-4	1-23	3	2	7	0	0	35	18		
Arrington (G)	8-9	1-1	3-5	5-4	1	8	7	0	1	32	16	Prater	1-7	0-2	2-4	1-6-7	1	3	2	0	0	3	8		
Dam Anderson	3-6	0-3	0-1	2-7	2	0	1	0	0	20	8	Howard	5-10	2-6	0-0	1-1-2	2	0	0	0	0	1	16	9	
A Dixon	3-7	2-3	8-9	0-2	3	0	1	0	0	20	16	Lakeaux	1-2	0-0	1-2	3-4-7	2	0	1	1	1	0	17	3	
Tucker	0-0	0-0	0-0	0-0	2	0	1	0	0	4	0	Jones	0-1	0-1	0-0	0-0-0	2	0	0	0	0	0	6	0	
Matt	0-0	0-0	0-0	0-2	0	0	0	0	0	9	0	Coubaly	0-0	0-0	0-0	0-0-0	4	0	1	0	0	0	4	0	
Chlebek	0-1	0-1	0-0	0-0	1	0	0	0	0	8	0	TEAM	4-37			Deadball Reb: 7									
N. Dixon	1-1	0-0	0-0	1-1-2	2	0	1	0	0	5	2	Totals	25-67	4-23	11-22	21-25-46	22	6	18	2	10	200	65		
Mathis	0-2	0-1	2-2	2-2-2	1	2	1	0	0	6	2	First Half - FG: 11-27 (40.7); 3-FG: 0-8 (0.0); FT: 7-17 (41.2)													
TEAM				0-3-3								FSU	39	31	70										
Totals	22-48	6-15	20-29	7-25-32	18	11	17	3	5	200	70	Vanderbilt	29	36	65									Att: 4,658	
First Half - FG: 12-25 (48.0); 3-FG: 4-9 (44.4); FT: 11-18 (61.1)																									
Officials: Wood, Clougherty, Hess																									
Technical: None																									



David Anderson, who blocked a career-high six shots against Duke on Jan. 16, was credited with 43 blocks during the 1999-2000 season.

# The Citadel

Game 10  
Dec. 30



Oliver Simmons scored a career-high 17 points and Emanuel Mathis came off the bench to post a career-best 16 to lead Florida State to a 77-51 home win over The Citadel in its final tune-up before opening Atlantic Coast Conference play. The Seminoles rolled despite the absence of their top two scorers, Ron Hale and Damous Anderson. Hale sat out the contest to rest a sore knee while Anderson served a one-game academic related suspension. Simmons picked up the slack for his missing teammates though as he hit every shot he took, making 7-of-7 from the field and 2-of-2 from the free throw line. FSU hit 54.5 percent from the field (24-of-44) while limiting the Bulldogs to 32.7 percent shooting (18-of-55). Florida State also outrebounded The Citadel 36-28 and committed just 10 turnovers. In addition to Simmons and Mathis, three other Seminoles posted career-high scoring nights (Matt Chlebek, Nigel Dixon and Rodney Tucker).

<b>Florida State</b>													<b>77</b>		<b>Game 10</b>										
<b>The Citadel</b>													<b>51</b>		<b>Dec. 30, 1999, 7:00 p.m.</b>										
															<b>Leon County Civic Center</b>										
Florida State	3-PT	REB											The Citadel	3-PT	REB										
	FGA	FGA	FTIA	O/DIT	PF	AT	TO	BS	ST	MIN	TP		FGA	FGA	FTIA	O/DIT	PF	AT	TO	BS	ST	MIN	TP		
A. Dixon (F)	2-3	0-0	2-2	1-4-5	2	1	1	0	1	27	6	Puckett	7-8	5-6	0-1	0-3-3	2	2	1	0	0	34	19		
Simmons (F)	7-7	1-1	2-2	1-3-4	1	1	0	2	1	27	17	Shiver	3-12	0-0	1-2	2-35	4	3	1	0	1	30	7		
Delvon Anderson (F)	1-2	0-0	0-1	1-1-2	0	0	1	2	0	17	2	Washburn	1-8	0-0	2-4	3-6-3	3	1	4	0	0	28	4		
Crawford (G)	3-6	2-5	2-2	0-2-2	0	1	3	0	0	22	10	Centrell	1-7	0-4	0-0	0-1-1	2	1	1	0	0	22	2		
Arrington (G)	2-8	1-3	0-0	1-3-4	1	6	1	0	1	29	5	Roy	3-6	2-5	0-0	0-1-1	3	3	2	0	0	33	8		
Tucker	1-3	0-0	2-4	1-3-3	1	0	1	1	0	19	4	Wormley	0-2	0-0	0-0	0-3-3	3	0	0	0	0	15	0		
Mathis	4-6	2-4	6-9	0-5-5	1	2	0	1	0	24	16	Jones	0-2	0-0	2-2	2-9-2	2	0	0	0	1	12	2		
Matt	1-2	0-0	4-7	2-1-3	3	0	0	0	0	10	5	Joseph	3-8	1-3	2-2	2-9-2	0	0	2	0	0	11	9		
N. Dixon	2-5	0-0	0-0	1-4-5	4	0	2	1	0	14	4	Milford	0-2	0-0	0-0	0-0-0	1	0	1	0	0	7	0		
Chlebek	1-2	1-2	4-4	0-2-2	0	2	1	0	0	11	7	Krywaniak	0-0	0-0	0-0	0-0-0	0	0	1	0	0	6	0		
TEAM				1-0-1								Walters	0-0	0-0	0-0	0-1-1	1	0	0	1	0	1	4	0	
Totals	24-44	7-15	23-31	9-27-36	13	13	10	7	3	200	77	TEAM	4-37			Deadball Reb: 3									
First Half - FG: 13-22 (59.1); 3-FG: 4-7 (57.1); FT: 7-9 (77.8)																									
Officials: Hess, Natli, Stoyers																									
Technical: CIT - Shiver																									



Damous Anderson, who scored 20 or more points seven times, averaged 15.2 points during the 1999-2000 season.

## Wake Forest

Game **11**  
Jan. 4



Ron Hale poured in a career-high 37 points, 23 in the second half, to help Florida State rally from an 18-point deficit with 15 minutes to play as the Seminoles opened the ACC season with a 66-64 win at Wake Forest. Trailing 45-27, Hale scored 15 points in a 33-14 FSU run over 12 minutes that gave the Tribe its first lead of the game at 60-59 with 2:52 to go. After Wake's Robert O'Kelley scored to give his team a 61-60 advantage, Oliver Simmons scored on a bank from the lane with 1:09 left to give Florida State the lead for good. Hale stretched the Seminole lead to three with a layup with 20 seconds to play and, after Craig Dawson missed a three-pointer that could have tied the game, sealed the win with two free throws. Hale hit 11-of-18 from the field, including 4-of-5 from three-point range, and 11-of-12 from the foul line. His 37-point night set an FSU record for points in an ACC game and marked the sixth most points ever scored by a Seminole player.

### Florida State Wake Forest

66  
64

Game 11  
Jan. 4, 2000, 6:00 p.m.  
Lawrence Joel Coliseum, Winston-Salem, NC

Florida State													Wake Forest												
	FGA	3-PT FGA	FTIA	REB O/D/T	PF	AT	TO	BS	ST	MIN	TP		FGA	3-PT FGA	FTIA	REB O/D/T	PF	AT	TO	BS	ST	MIN	TP		
A. Dixon (F)	0-1	0-1	1-2	3-1-4	1	2	0	0	1	19	1	Arrize	3-7	0-0	1-2	3-4	1	4	2	1	0	1	25	7	
Simmons (F)	4-7	1-1	0-0	2-4-6	1	0	0	1	1	26	9	Sorgalla	7-11	0-0	4-5	4-8	3	2	1	2	1	31	18		
Dav. Anderson (C)	1-2	0-0	1-2	2-4	0	0	0	2	0	29	3	Vokuranta	3-8	0-0	0-0	5-9	1	2	1	1	1	31	6		
Hale (G)	11-18	4-5	11-12	1-1-2	0	1	1	0	3	34	37	Howard	2-7	0-1	2-6	3-6	3	4	2	0	2	35	6		
Armstrong (G)	3-5	1-1	0-0	1-3-4	1	5	4	0	2	32	5	Hicks	0-4	0-1	0-0	1-0-1	1	0	0	0	0	9	0		
Dani Anderson	1-4	0-1	1-2	1-1-1	2	0	0	0	0	22	3	O'Kelley	5-14	3-7	1-1	0-1-1	2	1	6	0	0	31	20		
Crawford	2-6	1-4	0-0	0-0-0	0	3	2	0	1	20	5	Stevens	1-5	0-0	0-0	4-0-4	2	0	1	0	0	12	2		
Chibek	0-1	0-1	0-0	0-0-0	0	0	2	0	0	3	0	Dawson	1-4	1-3	0-0	0-0-0	2	0	0	0	0	17	3		
Mott	0-0	0-0	0-0	0-0-0	2	0	0	0	0	1	0	Scott	0-2	0-0	0-0	0-1-1	0	0	0	0	0	6	0		
Tucker	0-0	0-0	0-0	0-0-0	2	0	0	0	0	4	0	Murray	1-1	0-0	0-0	0-0-0	0	0	0	0	0	3	2		
N. Dixon	1-2	0-0	1-2	1-4-5	3	0	1	0	0	7	3	TEAM	3-14			0-0-0	0	0	0	0	0	1	3		
Mattie	0-1	0-1	0-0	0-0-0	0	0	1	0	0	3	0														
TEAM	0-2-2			0-0-2						0-2-2	0-2-2	Totals	28-61	4-12	8-14	23-37-40	14	13	16	4	4	200	64		

Totals 22-49 7-15 15-20 11-17-28 12 11 11 3 8 200 66  
 First Half - FG: 9-21 (42.9); 3-FG: 2-6 (33.3); FT: 4-7 (57.1)  
 FSU 24 42 66  
 Wake Forest 30 34 64  
 Officials: Hartzell, Steed, Luckie Technicals: None

## South Florida

Game **12**  
Jan. 6



Chonsey Asbury scored eight of his 12 points in a game-ending 16-3 South Florida run to push the Bulls to a 66-55 win over Florida State. The Seminoles led 52-50 with five minutes to play but were held to just one field goal and committed four turnovers the rest of the way. USF hit 46.6 percent from the field (27-of-58) while holding FSU to 36.2 percent (21-of-58) and forcing 18 Seminole turnovers. Ron Hale led Florida State with 17 points while Damous Anderson added 15.

### Florida State South Florida

55  
66

Game 12  
Jan. 8, 2000, 7:00 p.m.  
Sun Dome, Tampa, FL

Florida State													South Florida												
	FGA	3-PT FGA	FTIA	REB O/D/T	PF	AT	TO	BS	ST	MIN	TP		FGA	3-PT FGA	FTIA	REB O/D/T	PF	AT	TO	BS	ST	MIN	TP		
A. Dixon (F)	1-2	0-1	0-1	2-0-2	3	2	0	1	1	15	2	Asbury	6-10	0-0	0-2	2-4-6	2	5	1	0	1	28	12		
Simmons (F)	3-5	0-1	0-0	4-2-6	1	1	1	1	1	22	4	Walden	5-16	1-4	2-3	1-1	1	2	7	0	3	37	16		
Dav. Anderson (C)	1-2	0-0	2-2	1-3-4	0	1	1	0	0	19	4	Jarmon	0-6	0-3	0-0	0-2-2	-	4	2	0	3	24	0		
Hale (G)	7-20	2-8	1-2	1-6-7	1	1	3	2	2	37	17	Smith	4-9	3-6	0-0	0-5-6	4	1	1	0	3	31	11		
Armstrong (G)	3-7	1-3	0-0	0-8-8	0	5	6	0	3	36	7	Kohn	2-4	2-4	0-0	1-3-3	1	5	2	0	2	29	6		
Dani Anderson	5-13	3-8	2-3	1-3-3	4	0	1	1	0	30	15	Jackson	6-11	1-3	2-4	2-5-5	4	2	1	0	0	25	15		
Crawford	1-3	0-4	0-0	0-0-0	1	2	1	0	0	18	2	Dawson	0-1	0-1	0-0	0-1-1	1	1	0	0	1	12	0		
Chibek	0-1	0-1	0-0	0-0-0	0	0	0	0	0	1	0	Reaves	0-0	0-0	0-0	0-0-0	3	0	1	0	0	9	2		
Mott	0-0	0-0	0-0	1-3-4	2	0	1	0	0	7	2	Sanders	1-1	0-0	0-0	1-1-2	1	0	0	0	1	5	2		
Tucker	1-3	0-0	0-0	0-3-3	2	0	0	0	1	8	2	TEAM	0-0-0			0-0-0						0-0-0	0-0-0		
N. Dixon	0-0	0-0	0-0	0-0-0	0	0	1	0	0	1	0	Totals	27-58	7-19	5-12	8-28-36	17	20	15	0	11	200	66		
Mattie	0-0	0-0	0-0	0-0-0	0	0	0	0	1	2	0	First Half - FG: 15-33 (45.5); 3-FG: 4-13 (30.8); FT: 0-0 (0.0)													
TEAM	0-0	0-0	0-0	2-3-3						0-0-0	0-0-0	FSU 30 25 55													

Totals 21-58 6-26 7-10 12-28-40 14 12 17 4 9 200 55  
 First Half - FG: 11-29 (37.9); 3-FG: 2-11 (18.2); FT: 6-6 (100.0)  
 FSU 30 25 55  
 USF 34 32 66  
 Officials: Rose, Wood, Allen Technicals: None

## Clemson


Game **13**  
Jan. 12



Damous Anderson and Ron Hale each scored 18 points as Florida State rallied from an 11-point halftime deficit to edge Clemson 60-57 in its ACC home opener. Trailing 39-28 at intermission, the Seminoles opened the second half with an 18-2 run to take its largest lead of the game at 46-41. The Tigers responded with a 12-0 spurt to go up by seven (53-46) with six minutes to play. But Hale scored nine points and Anderson had five in a game-ending 14-4 run for FSU. Down 56-55, Hale's three-pointer from the right wing gave the Seminoles the lead for good with 51.5 seconds to go. He iced the game with a pair of free throws at the nine-second mark. Florida State shot just 31.6 percent (18-of-57) and was outbounded 47-37 but committed just eight turnovers and held Clemson to 6-of-33 shooting in the second half (18.2 percent). The victory pushed the Seminoles to 2-0 in ACC play for the first time in their nine seasons in the league.

**Florida State** 60  
**Clemson** 57  
Game 13  
Jan. 12, 2000, 7:00 p.m.  
Leon County Civic Center

Florida State													Clemson												
FGA	3PT	FGA	FTIA	REB	PF	AT	TO	BS	ST	MIN	TP	FGA	3PT	FGA	FTIA	REB	PF	AT	TO	BS	ST	MIN	TP		
Dam. Anderson (F)	6-13	2-7	4-4	2-4	3	0	2	2	0	33	18	Jurkmas	5-12	2-6	0-0	2-6	6	4	2	1	1	40	12		
Simmons (F)	1-7	0-1	0-0	1-2	3	0	1	1	0	18	2	Gilmore	2-3	0-0	0-0	3-7	5	0	1	1	0	19	4		
Dav. Anderson (C)	0-3	0-0	2-2	3-8	1	0	0	1	1	32	2	Allerspach	5-17	0-0	1-1	8-11	3	0	3	2	1	35	11		
Hale (G)	5-11	2-3	8-10	0-4-1	1	3	2	0	1	35	18	Solomon	4-10	2-5	3-4	1-2-3	3	3	4	0	0	28	13		
Arrington (G)	2-9	1-5	4-5	0-5-5	1	5	1	0	3	34	9	Scott	1-4	1-2	0-1	1-3	3	1	2	0	1	29	3		
A. Dixon	2-6	1-3	1-1	2-5-5	1	2	0	1	2	21	6	Henderson	2-6	0-0	0-0	2-4	3	1	1	0	0	17	4		
Matt	0-0	0-0	0-0	1-2	3	0	1	1	0	5	0	Bojars	1-8	0-2	3-4	2-3-3	0	1	1	0	0	17	5		
Tucker	1-5	0-0	0-0	1-2	1	0	0	0	0	12	2	Jankovic	1-3	0-0	0-0	0-3-0	0	0	0	0	0	9	2		
N. Dixon	0-0	0-0	0-0	0-0	0	0	0	0	0	3	0	Hut	1-2	1-1	0-0	1-2	1	1	0	0	0	8	3		
Chiebek	1-2	1-2	0-0	0-1	0	0	0	0	0	3	0	TEAM	1-2	0-0	0-0	0-0	0	0	0	0	0	9	3		
Melina	0-1	0-0	0-0	0-0	0	0	0	0	0	3	0	TEAM	1-2	0-0	0-0	0-0	0	0	0	0	0	9	3		
TEAM	0-0	0-0	0-0	0-0	0	0	0	0	0	0	0	TEAM	1-2	0-0	0-0	0-0	0	0	0	0	0	9	3		
Totals	19-57	7-21	17-22	11-28-37	15	10	8	5	6	200	60	Totals	22-65	9-16	7-10	18-29-47	22	11	13	5	3	200	57		
First Half - FG: 9-28 (32.1); 3-FG: 3-9 (33.3); FT: 7-10 (70.0)												First Half - FG: 16-32 (50.0); 3-FG: 4-8 (50.0); FT: 3-3 (100.0)													
Officials: Bun. Gordon, Styons												Officials: Bun. Gordon, Styons													
Technicals: CU - Henderson												Technicals: CU - Henderson													



## No. 6 Duke

Game **14**  
Jan. 16



Sixth-ranked Duke got 21 points from freshman Carlos Boozer and 20 from classmate Jason Williams as the Blue Devils handed Florida State its worst ever home defeat, 85-54. Amazingly, the Seminoles led 34-32 at halftime but Duke opened the second half with a 22-6 run and never looked back. After Oliver Simmons gave FSU its final lead with a three-pointer at the 18:38 mark (37-36), Williams hit back-to-back threes to give the Blue Devils the lead for good. Duke shot 54.5 percent from the floor for the game (36-of-66), including 68.8 percent in the second half (22-of-32), while forcing Florida State into 21 turnovers. Simmons led the Tribe with 15 points while Damous Anderson added 14.

**Florida State** 54  
**No. 6 Duke** 85  
Game 14  
Jan. 16, 2000, 4:00 p.m.  
Leon County Civic Center

Florida State													No. 6 Duke												
FGA	3PT	FGA	FTIA	REB	PF	AT	TO	BS	ST	MIN	TP	FGA	3PT	FGA	FTIA	REB	PF	AT	TO	BS	ST	MIN	TP		
Dam. Anderson (F)	5-10	2-4	2-3	1-2	1	0	4	0	1	33	14	Carrasell	7-14	1-1	1-1	1-9-10	1	5	1	2	0	38	16		
Simmons (F)	7-9	1-1	0-0	0-0	1	1	0	0	0	23	15	Buller	4-6	1-3	0-2	1-7-8	0	5	1	2	4	36	9		
Dav. Anderson (C)	2-5	0-0	0-0	2-4-6	1	0	0	6	0	23	4	Boozer	10-15	0-0	1-1	4-8	1	2	1	1	2	28	21		
Hale (G)	1-7	0-2	0-0	1-2	2	2	1	1	0	24	2	James	2-4	0-1	1-1	3-4	1	4	1	0	3	32	5		
Arrington (G)	4-9	1-2	0-0	0-3-3	2	8	7	0	0	33	9	Williams	8-14	3-4	1-2	0-0-0	2	2	2	0	4	28	20		
Matt	0-1	0-0	0-0	1-2-3	2	0	2	0	0	5	1	Wiley	3-6	1-3	0-0	2-0-2	2	0	1	0	0	21	7		
A. Dixon	0-2	0-0	0-0	1-2-3	1	0	3	1	0	19	2	Christiansen	1-1	0-0	0-1	0-0-0	3	0	0	0	1	6	2		
Tucker	1-3	0-0	0-0	2-3	1	0	2	0	0	13	2	Sanders	0-1	0-0	0-2	1-0-1	0	0	0	1	1	0	4	2	
Clayford	2-5	1-3	0-0	0-1	0	1	2	0	0	21	5	Horvath	1-1	1-1	0-0	0-0-0	0	0	0	0	0	0	4	3	
N. Dixon	0-0	0-0	0-0	0-1	1	0	0	0	0	3	0	Buckner	0-0	0-0	0-0	0-0-0	0	0	0	0	0	1	0		
Melina	0-1	0-1	0-0	0-0	0	0	0	0	0	2	0	Simmons	0-0	0-0	0-0	0-0-0	0	0	0	0	0	0	1	0	
Chiebek	0-0	0-0	0-0	0-0	0	0	0	0	0	1	0	TEAM	0-1	0-0	0-0	0-0-0	0	0	0	0	0	0	1	0	
TEAM	0-0	0-0	0-0	0-0	0	0	0	0	0	0	0	TEAM	0-1	0-0	0-0	0-0-0	0	0	0	0	0	0	1	0	
Totals	22-52	5-13	5-7	10-18-28	12	12	21	8	1	200	54	Totals	36-66	7-13	6-10	12-21-32	10	18	8	6	15	200	85		
First Half - FG: 15-28 (53.6); 3-FG: 3-5 (60.0); FT: 1-1 (100.0)												First Half - FG: 14-34 (41.2); 3-FG: 3-7 (42.9); FT: 1-3 (33.0)													
Officials: Valentine, Edsall, Kenney												Officials: Valentine, Edsall, Kenney													
Technicals: None												Technicals: None													

## Georgia Tech

Game **15**  
Jan. 19



Shaun Fein hit six three-pointers and scored 18 points to lead Georgia Tech to a 65-62 victory over Florida State. The Seminoles had a chance to send the game into overtime on the game's final possession but Delvon Arrington missed a two-point field goal as time expired. FSU outshot Tech 46.6 percent to 41.1 and outbounded the Jackets 37-28 but was outscored 36-12 from three-point range. Georgia Tech's 12 three-pointers were a season-high for a Florida State opponent. Damous Anderson led the Seminoles with a career-best 24 points.

**Florida State** 62  
**Georgia Tech** 65  
Game 15  
Jan. 19, 2000, 7:30 p.m.  
Alexander Memorial Coliseum, Atlanta, GA

Florida State													Georgia Tech												
FGA	3PT	FGA	FTIA	REB	PF	AT	TO	BS	ST	MIN	TP	FGA	3PT	FGA	FTIA	REB	PF	AT	TO	BS	ST	MIN	TP		
Dam. Anderson (F)	6-12	4-6	2-2	1-2-3	0	1	0	0	2	34	24	Floyd	3-10	1-4	3-3	0-3-3	3	0	1	0	3	31	10		
Simmons (F)	2-6	0-1	0-0	1-2	3	0	1	1	0	25	4	Coller	5-11	2-4	2-4	2-10-12	0	2	3	2	0	35	14		
Dav. Anderson (C)	2-4	0-0	0-0	3-8	3	0	2	2	1	28	4	Jones	3-8	0-0	2-5	2-4	1	2	3	4	0	34	8		
Hale (G)	5-11	0-3	1-1	1-6-7	3	1	4	1	1	31	11	Fein	6-11	6-10	0-0	0-3-3	1	5	0	0	2	33	18		
Arrington (G)	5-11	0-1	0-0	1-3-4	0	10	3	0	0	33	10	Akins	2-9	1-6	0-0	0-0-0	1	6	2	0	4	30	5		
Matt	0-2	0-0	0-0	1-2	0	1	0	0	0	4	0	Babul	1-1	0-0	0-0	1-1-2	0	0	0	0	0	4	0		
Tucker	1-2	0-0	1-4	0-1-1	1	0	1	0	0	13	3	Whee	3-4	2-2	0-0	1-0-1	2	2	0	0	0	19	8		
A. Dixon	0-0	0-0	0-0	0-1	0	1	0	0	0	9	0	Moore	0-2	0-0	0-0	1-1-2	2	2	2	0	1	13	0		
Clayford	0-3	0-1	0-0	0-0	0	0	0	0	0	6	0	Boehmer	0-0	0-0	0-0	0-0-0	0	0	0	0	0	1	0		
Chiebek	0-0	0-0	0-0	0-0	0	0	0	0	0	7	0	TEAM	0-0	0-0	0-0	0-0-0	0	0	0	0	0	0	1	0	
N. Dixon	2-6	0-0	0-0	2-2-4	2	0	2	0	0	8	4	TEAM	0-0	0-0	0-0	0-0-0	0	0	0	0	0	0	1	0	
Melina	1-1	0-0	0-0	0-0	0	0	0	0	0	1	2	TEAM	0-0	0-0	0-0	0-0-0	0	0	0	0	0	0	1	0	
TEAM	1-4-5											TEAM	1-4-5												
Totals	27-58	4-12	4-7	11-26-37	14	16	15	4	7	200	62	Totals	23-56	12-25	7-12	8-20-28	10	19	13	6	10	200	65		
First Half - FG: 12-28 (42.9); 3-FG: 2-4 (50.0); FT: 1-4 (25.0)												First Half - FG: 12-30 (40.0); 3-FG: 6-11 (54.5); FT: 2-5 (40.0)													
Officials: Rose, Corbett, Hartzell												Officials: Rose, Corbett, Hartzell													
Technicals: None												Technicals: None													

Delvon Arrington, who led the Seminoles in assists as a sophomore and a junior, averaged 6.3 assists per game during the 1999-2000 season.

## No. 21 North Carolina

Game **16**  
Jan. 22



Damous Anderson scored a career-high 25 points and Ron Hale added 17 to lead Florida State to a 76-71 victory at North Carolina. Hale's final basket, a turnaround leaner the lane with 1:06 to play, gave the Seminoles the lead for good at 70-68. FSU sealed the win by going 6-of-6 from the foul line in the game's final 20 seconds. Florida State led 61-50 with 7:30 to play before UNC came back to tie the game at 68 on a Brendan Haywood tip-in with 1:25 to go. The Seminoles hit 50.9 percent from the floor (28-of-55), including 55.6 percent from three-point range (10-of-18). Anderson made four and Hale had three of FSU's season-high tying 10 threes. Delvon Arrington added 12 points and eight assists for Florida State.

Florida State													No. 21 N. Carolina												
76													71												
Game 16													Game 16												
Jan. 22, 2000, 1:00 p.m.													Jan. 22, 2000, 1:00 p.m.												
Dean Smith Center, Chapel Hill, N.C.													Dean Smith Center, Chapel Hill, N.C.												
Florida State	3-PT	REB											No. 21 North Carolina	3-PT	REB										
	FGA	FGA	FTIA	ODT	PF	AT	TO	BS	ST	MIN	TP		FGA	FGA	FTIA	ODT	PF	AT	TO	BS	ST	MIN	TP		
Dam. Anderson (F)	9-15	4-5	3-5	1-12	0	3	1	1	2	30	25	Capel	5-10	2-4	2-2	2-5	1	4	3	0	3	34	14		
Simmons (F)	2-6	0-0	4-4	3-4	1	0	2	0	0	22	8	Larg	4-9	0-0	0-1	1-2	1	1	0	1	27	2	23	8	
Dav. Anderson (G)	3-5	0-0	0-0	0-3	3	2	0	1	0	08	6	Haywood	5-11	0-0	5-7	0-9	2	1	2	2	0	35	15		
Hale (G)	7-15	3-6	0-0	2-4	2	1	3	0	2	34	17	Forke	7-16	1-5	0-0	2-5	4	3	3	0	1	26	15		
Arrington (G)	4-6	2-2	2-3	0-3	1	8	5	0	5	34	12	Newby	0-0	0-0	0-0	0-1	1	2	2	0	1	18	0		
N. Dixon	1-2	0-0	1-1	0-3	2	0	1	0	0	7	3	Everett	0-0	0-0	0-0	0-0	0	0	0	0	0	0	0	0	
Tucker	1-2	0-0	0-0	0-0	2	0	0	0	1	13	2	Johnson	0-1	0-0	0-0	0-0	0	0	0	0	0	0	0	0	0
A. Dixon	1-3	1-3	0-0	1-1	0	1	0	0	0	8	3	Holmes	2-3	1-2	0-0	0-1	4	6	2	0	0	0	22	5	
Chibek	0-2	0-2	0-0	0-0	0	0	0	0	0	6	0	Deans	3-4	1-1	0-0	0-2	1	1	1	0	1	15	7		
Matt	0-0	0-0	0-0	1-1	3	0	0	0	0	5	0	Poppen	2-2	0-0	1-2	1-4	3	0	2	2	3	16	5		
Morris	0-0	0-0	0-0	0-0	0	0	0	0	0	1	0	Brooker	1-2	0-1	0-0	0-0	1	0	1	0	0	5	2		
TEAM				0-3								TEAM				0-1									
Totals	29-55	10-18	10-13	8-19	27	14	15	4	2	19	200	76	Totals	29-68	5-13	8-11	12-21	33	19	16	4	10	200	71	
First Half - FG: 14-28 (50.0); 3-FG: 7-10 (70.0); FT: 2-2 (100.0)													First Half - FG: 17-33 (51.5); 3-FG: 1-5 (20.0); FT: 1-1 (100.0)												
Officials: Hess, Steed, Jones													Officials: Hess, Steed, Jones												
Technical: None													Technical: None												
													FSU												
													No. 21 UNC												
														Attn: 21,572											

## Virginia

Game **17**  
Jan. 26



Donald Hand scored 28 points and Majestic Mapp added 12, all in the game's final eight minutes, to push Virginia to an 86-81 win over Florida State. A three-point play by Ron Hale gave the Seminoles a 69-67 lead with 4:45 to go but the Cavaliers responded with seven straight points, five by Mapp, to take a 74-69 lead. Hale had another three-point play at the 1:53 mark to get FSU to within 76-74 but Virginia sealed the win by making 10-of-12 from the free throw line in the final 90 seconds. Florida State outrebounded the Cavaliers 41-31 but committed 19 turnovers and was outscored 22-12 at the line. Hale led the Seminoles with 26 points while Damous Anderson added 19.

Florida State													Virginia												
81													86												
Game 17													Game 17												
Jan. 26, 2000, 9:00 p.m.													Jan. 26, 2000, 9:00 p.m.												
University Hall, Charlottesville, VA													University Hall, Charlottesville, VA												
Florida State	3-PT	REB											Virginia	3-PT	REB										
	FGA	FGA	FTIA	ODT	PF	AT	TO	BS	ST	MIN	TP		FGA	FGA	FTIA	ODT	PF	AT	TO	BS	ST	MIN	TP		
Dam. Anderson (F)	7-12	1-3	4-9	1-23	1	4	2	0	1	33	19	Dersch	1-4	0-2	0-1	2-13	1	2	1	0	1	11	2		
Simmons (F)	4-9	0-1	0-1	4-5	3	1	3	1	0	28	8	Williams	1-7	0-3	2-4	2-5	3	2	3	0	2	25	4		
Dav. Anderson (G)	0-0	0-0	0-0	0-2	0	0	0	0	2	0	0	Watson	4-10	0-0	5-8	2-4	3	0	1	0	0	32	13		
Hale (G)	10-15	2-4	4-4	3-6	3	0	5	0	0	29	26	Hall	3-5	0-2	1-2	0-3	4	2	0	0	1	22	7		
Arrington (G)	3-14	0-2	2-2	1-6	2	4	0	0	2	28	8	Hand	8-14	4-8	8-9	0-1	3	3	0	0	0	34	28		
Tucker	0-1	0-0	0-0	0-1	2	0	2	0	0	7	0	Mason	0-2	0-1	1-2	0-0	1	1	2	0	0	13	1		
A. Dixon	3-6	2-4	2-4	3-8	5	1	0	0	0	27	10	Dorson	5-6	1-2	3-4	2-5	3	1	0	0	1	27	14		
N. Dixon	0-0	0-0	0-0	0-0	0	0	0	0	0	3	0	Mapp	4-7	2-4	2-2	0-0	0	2	1	0	0	20	12		
Chibek	2-3	2-3	0-0	0-0	1	0	1	0	0	4	8	Friel	1-2	1-2	0-0	0-3	2	0	2	0	0	10	3		
Matt	2-3	0-0	0-0	3-5	2	1	0	0	0	12	4	Ducharme	1-2	0-0	0-0	0-0	0	0	0	0	0	0	6	2	
Morris	0-0	0-0	0-0	0-0	2	0	0	0	0	0	0	TEAM				2-13									
TEAM				1-1								TEAM				0-0									
Totals	31-63	7-17	12-20	16-25	41	21	9	18	3	3	200	81	Totals	28-59	8-24	23-33	10-21	31	20	13	10	0	5	200	86
First Half - FG: 17-34 (50.0); 3-FG: 4-10 (40.0); FT: 7-14 (50.0)													First Half - FG: 17-36 (47.2); 3-FG: 4-15 (26.7); FT: 8-10 (80.0)												
Officials: Gordon, Lopez, Nall													Officials: Gordon, Lopez, Nall												
Technical: None													Technical: None												
													FSU												
													Virginia												
														Attn: 8,205											

## No. 22 Maryland

Game **18**  
Jan. 29



Lonny Baxter scored 24 points and Juan Dixon added 23 to lead 22nd-ranked Maryland to an 82-63 win over Florida State. Baxter dominated the first half with 22 points before sitting out most of the second half with foul trouble. Dixon picked up the slack though with 15 points after intermission. The Seminoles trailed by as many as 16 in the first half but Damous Anderson buried a three-pointer as the period ended to cut the Terps halftime lead to 45-35. FSU cut its deficit to five at 49-44 with 16 minutes to play but Maryland responded with a 30-14 run to pull away. Ron Hale led Florida State with 21 points.

Florida State													No. 22 Maryland												
63													82												
Game 18													Game 18												
Jan. 29, 2000, 1:30 p.m.													Jan. 29, 2000, 1:30 p.m.												
Dean County Civic Center													Dean County Civic Center												
Florida State	3-PT	REB											No. 22 Maryland	3-PT	REB										
	FGA	FGA	FTIA	ODT	PF	AT	TO	BS	ST	MIN	TP		FGA	FGA	FTIA	ODT	PF	AT	TO	BS	ST	MIN	TP		
Dam. Anderson (F)	4-14	2-3	2-13	2	3	1	1	0	0	37	12	Miller	4-6	0-0	2-6	0-1	2	2	1	0	2	30	10		
Simmons (F)	1-4	0-1	0-2	4-6	2	0	1	0	1	27	2	Morris	4-8	0-0	2-3	4-8	4	3	4	4	3	33	10		
Dav. Anderson (G)	0-1	0-0	2-2	1-3	2	0	0	0	0	11	2	Baxter	8-16	0-0	6-11	5-27	5	1	0	1	1	25	24		
Hale (G)	6-16	2-4	7-10	0-1	4	0	2	1	0	31	21	Dixon	7-14	2-4	7-8	2-4	3	4	1	0	4	32	23		
Arrington (G)	2-6	1-2	2-2	0-3	3	7	5	0	0	36	7	Stiles	0-1	0-1	0-0	0-4	1	7	1	0	2	35	2		
Tucker	1-3	0-0	2-2	0-3	0	1	1	0	1	15	4	Nichols	4-7	1-4	0-0	1-12	0	2	0	0	10	13	9		
N. Dixon	3-3	0-0	0-0	0-4	4	0	1	1	0	9	6	Morales	0-3	0-0	0-0	0-2	2	0	0	0	0	4	0		
A. Dixon	0-2	0-1	0-0	3-4	2	0	1	0	0	9	0	Hudson	2-2	0-0	0-2	0-4	3	1	0	1	1	19	4		
Chibek	0-1	0-1	0-0	0-0	0	0	0	0	0	2	0	McCall	0-0	0-0	0-0	0-1	0	1	0	0	0	0	2		
Matt	0-0	0-0	0-0	0-0	3	0	1	0	0	12	4	Cephas	0-2	0-0	0-0	0-1	0	0	0	0	0	0	6		
Crawford	2-4	1-2	0-0	0-1	2	0	1	0	0	11	5	TEAM				2-13									
TEAM				4-15								TEAM				0-0									
Totals	19-54	6-20	19-25	16-29	38	24	11	18	3	2	200	63	Totals	29-60	3-9	21-29	14-23	37	20	21	7	7	13	200	82
First Half - FG: 10-27 (37.0); 3-FG: 4-11 (36.4); FT: 11-13 (84.6)													First Half - FG: 16-32 (50.0); 3-FG: 3-7 (42.9); FT: 10-16 (66.7)												
Officials: Rose, Edsall, Luckie													Officials: Rose, Edsall, Luckie												
Technical: None													Technical: None												
													FSU												
													No. 22 Maryland												
														Attn: 5,534											


## NC State

Game **19**  
Feb. 2



NC State freshman Damien Wilkins scored 19 points and Anthon Grundy added 17 to lead the Wolfpack to a 68-58 home win over Florida State. Trailing 10-8 seven minutes into the contest, Wilkins and Grundy each scored five points to key a 19-3 State run that gave the 'Pack control. NC State held the Seminoles to a season-low 18 first half points and led by 11 at intermission. FSU trailed by as many as 17 in the second half, 56-39 with 5:22 to play, but closed to within seven on two occasions in the final minute. The Wolfpack hit 7-of-8 from the line in the closing 60 seconds to seal the victory. Florida State shot just 32.7 percent from the floor (17-of-52) and committed 16 turnovers. Ron Hale led the Tribe with 16 points, but made just 3-of-13 from the floor. Oliver Simmons posted his first career double-double with 11 points and 11 rebounds.

Florida State													NC State												
58													68												
Game 19													Game 19												
Feb. 2, 2000, 8:00 p.m.													Feb. 2, 2000, 8:00 p.m.												
Entertainment and Sports Arena, Raleigh, NC													Entertainment and Sports Arena, Raleigh, NC												
Florida State	3-PT	REB											NC State	3-PT	REB										
	FGA	FGA	FTIA	ODT	PF	AT	TO	BS	ST	MIN	TP		FGA	FGA	FTIA	ODT	PF	AT	TO	BS	ST	MIN	TP		
Dam. Anderson (F)	5-7	3-4	0-0	1-12	3																				



Matt Chlebek played in 26 games including two games in the ACC Tournament during the 1999-2000 season.

## Wake Forest

Game 20  
Feb. 5



Oliver Simmons scored seven of his 10 points in the final six minutes, including a pair of free throws with 23.3 seconds to go, to lift Florida State to a 66-61 win over Wake Forest. Simmons hit a three-pointer as the shot clock expired to give the Seminoles a 58-56 lead with 5:22 to play then added four free throws, including the decisive two to seal the win. FSU led 39-32 at halftime and scored the first eight points of the second half to open a 47-32 advantage but the Demon Deacons responded with a 24-8 run to take a 56-55 lead with 6:52 remaining. After Simmons shotclock-beating three, Wake took its final lead at 61-60 on a pair of Josh Howard free throws with 4:24 remaining but did not score again. Simmons' two free throws 21 seconds later gave Florida State the lead for good. Damous Anderson led the Seminoles with 19 points while Ron Hale added 15.

Florida State		66		Game 20								
Wake Forest		61		Feb. 5, 2000, 1:00 p.m.								
				Leon County Civic Center								
Florida State	Wake Forest	FGA	3PT	FTIA	REB	PF	AT	TO	BS	ST	MN	TP
Dan Anderson (F)	Howard	6-12	2-7	5-6	2-2-4	1	1	2	1	0	34	19
Simmons (F)	Songala	2-7	1-3	5-6	3-5-8	3	1	2	1	1	29	10
Matt (C)	Vokonas	1-3	0-0	0-0	3-3-3	4	1	1	0	1	11	2
Hale (G)	O'Kelley	3-8	2-7	7-8	1-3-3	1	3	0	0	1	37	15
Arrington (G)	Pizzolitto	3-7	2-4	0-0	1-3-4	1	7	4	1	0	35	8
Dav. Anderson (C)	Shoemaker	1-3	0-0	3-4	0-0	0	0	1	0	0	16	2
Tucker	Hicks	1-3	0-0	1-2	1-2-2	1	0	0	0	0	11	3
A. Dixon	Scott	0-2	0-1	0-0	0-0-0	1	0	0	0	0	9	0
N. Dixon	Murray	1-1	0-0	2-5	2-6-8	1	0	0	0	1	13	4
Chibok	TEAM	1-2	1-1	0-0	0-0-0	2	0	0	0	0	5	3
TEAM		2-2-2			Deatball Reb. 5							
Totals	Totals	19-40	6-23	20-27	15-20-38	15	13	10	3	4	200	66
First Half - FG: 10-30 (33.3); 3-FG: 4-12 (33.3); FT: 9-14 (64.3)	First Half - FG: 13-29 (44.8); 3-FG: 4-9 (44.4); FT: 2-6 (33.3)											
Officials: Hess, Edsall, Jones	Technicals: Wake Forest Bench; FSU - Hale											
	FSU	33	27	66								
	Wake Forest	32	29	61								Attn: 5,681

## Clemson

Game 21  
Feb. 12



ACC scoring leader Will Solomon poured in 33 points and Andrius Jurkunas added 17 to lead Clemson to an 84-58 rout of visiting Florida State. The Tigers led 35-23 at halftime and, after Damous Anderson opened the second half with a three-pointer for FSU, stretched the advantage to 53-29 at the 13-minute mark with an 18-3 run. Solomon hit 13-of-22 from the field and made 6-of-12 from three-point range. Jurkunas added five threes as the Seminoles allowed a season-high tying 12 three-pointers. Clemson shot 56.4 percent from the field (31-of-55), a season-best for a Florida State opponent, limited the Seminoles to 36.7 percent shooting (18-of-49) and committed just seven turnovers. Anderson scored a career-best 28 points to lead FSU.

Florida State		58		Game 21								
Clemson		84		Feb. 12, 2000, 12:00 p.m.								
				Littlejohn Coliseum, Clemson, SC								
Florida State	Clemson	FGA	3PT	FTIA	REB	PF	AT	TO	BS	ST	MN	TP
Dan Anderson (F)	Jurkunas	15-19	4-8	4-6	2-0-2	1	1	1	0	2	36	28
Simmons (F)	Gilmore	14	0-2	1-2	2-2-4	2	1	2	0	0	25	3
Dav. Anderson (C)	Almonacid	1-2	0-0	1-1-2	0	1	0	2	0	0	14	2
Hale (G)	Solomon	1-12	0-6	4-4	0-3-3	2	4	3	0	0	34	6
Arrington (G)	Scott	3-6	1-3	1-2	1-8-9	0	2	2	0	1	35	8
Matt	Bradick	0-0	0-0	0-0	0-0-0	3	0	2	0	0	9	0
A. Dixon	Henderson	0-2	0-2	2-4	2-1-3	2	2	1	0	1	18	3
Tucker	Bane	1-1	0-0	0-2	2-3-3	4	0	0	2	0	13	2
N. Dixon	Holt	0-1	0-0	0-0	1-1-1	1	0	0	0	0	5	0
Chibok	Powell	0-0	0-0	0-0	0-1-1	0	1	0	0	0	1	0
Morris	Naggs	0-0	0-0	0-0	0-0-0	1	0	0	0	0	2	0
TEAM	Cricker	1-2	0-1	4-5	1-2-2	1	0	1	0	0	0	0
TEAM	TEAM	3-2-5			Deatball Reb. 2							
Totals	Totals	18-49	5-25	17-25	15-20-35	16	12	14	4	4	200	58
First Half - FG: 9-25 (36.0); 3-FG: 1-8 (12.5); FT: 4-6 (66.7)	First Half - FG: 12-25 (48.0); 3-FG: 7-12 (58.3); FT: 4-6 (66.7)											
Officials: Wood, Edsall, Luckie	Technicals: None											
	FSU	23	35	58								
	Clemson	35	49	84								Attn: 8,000

## No. 3 Duke

Game 22  
Feb. 16



Freshman guard Jason Williams led five Duke players in double figures with 19 points as the third-ranked Blue Devils routed Florida State 101-68. The Seminoles fell behind by 10 points five minutes into the game (16-6) and never threatened as the Devils beat FSU for the 11th straight time. Duke hit 57.6 percent from the floor (38-of-66), including 66.7 percent from three-point range (12-of-18). The Blue Devils led 53-28 at halftime and by as many as 37 in the second half. Nigel Dixon led Florida State with a career-high 12 points while Antwan Dixon added 11 off the bench.

Florida State		68		Game 22								
No. 3 Duke		101		Feb. 16, 2000, 9:00 p.m.								
				Cameron Indoor Stadium, Durham, NC								
Florida State	No. 3 Duke	FGA	3PT	FTIA	REB	PF	AT	TO	BS	ST	MN	TP
Dan Anderson (F)	Carnwell	2-9	1-2	0-0	0-2-2	2	1	2	0	1	23	5
Simmons (F)	Batter	1-2	0-0	3-4	0-3-3	1	0	1	0	0	18	5
Dav. Anderson (C)	Bocser	0-0	0-0	1-1-2	1	0	0	0	0	0	13	0
Hale (G)	James	2-7	0-1	3-4	1-4-4	2	0	2	0	0	25	7
Arrington (G)	Williams	3-8	0-0	2-2	0-2-2	1	1	0	0	1	28	8
Tucker	Dunaway	4-5	0-0	1-2	2-1-3	4	0	1	0	0	17	9
Matt	Christensen	1-1	0-0	0-0	1-1-1	2	1	0	0	1	11	2
A. Dixon	Sanders	3-8	2-3	3-3	4-6-6	2	1	3	0	0	24	11
Chlebek	Harvath	3-0	0-0	0-1-1	0	4	2	0	0	0	20	6
N. Dixon	Buckner	4-7	0-0	4-8	4-4-4	2	0	0	0	0	17	12
Morris	Burman	1-5	1-3	0-0	0-2-2	1	0	0	0	0	3	12
TEAM	TEAM	2-5-5			Deatball Reb. 4							
Totals	Totals	24-58	4-12	15-22	15-23-38	18	8	19	0	3	200	68
First Half - FG: 9-21 (42.9); 3-FG: 2-5 (40.0); FT: 10-12 (83.3)	First Half - FG: 25-55 (45.5); 3-FG: 6-13 (46.2); FT: 10-12 (83.3)											
Officials: Clougherty, Hartzel, Edsall	Technicals: None											
	FSU	28	40	68								
	No. 3 Duke	53	46	101								Attn: 9,314

## Georgia Tech

Game **23**  
Feb. 21



Damous Anderson came off the bench to score 26 points and Ron Hale added 17 to lead Florida State to a 64-54 come-from-behind win over Georgia Tech. The Seminoles trailed by 15 points with 1:30 to go in the opening half but went on a 19-2 run over the next 5:21 to get to within 36-35 with 16:09 remaining. FSU trailed 53-48 with 6:55 to play but closed the game with a 16-1 run, taking the lead for good on Anderson's driving layup with 4:45 remaining. Tony Akins led Tech with 33 points and hit nine three-pointers but Florida State forced the Yellow Jackets into 17 turnovers. Delvon Arrington had 10 assists for the Seminoles.

Florida State													Georgia Tech												
64													54												
Game 23													Game 23												
Feb. 21, 2000, 7:00 p.m.													Feb. 21, 2000, 7:00 p.m.												
Leon County Civic Center													Leon County Civic Center												
Florida State	3-PT	REB											Georgia Tech	3-PT	REB										
FGA	FGA	FTIA	ODIT	PF	AT	TO	BS	ST	MIN	TP	FGA	FGA	FTIA	ODIT	PF	AT	TO	BS	ST	MIN	TP				
A. Dixon (F)	0-2	0-0	3-4	0	2	0	0	0	17	0	Floyd	2-8	1-6	0-1	0-22	5	0	3	0	1	20	5			
Simmons (F)	3-5	1-1	2-4	2	2	3	0	2	32	9	Morris	3-4	0-0	0-0	4-15	3	2	1	2	0	27	2			
Mott (C)	2-4	0-0	1-2	2-3	2	0	1	0	23	5	Collie	2-12	0-2	0-3	2-5	0	2	3	0	33	0	0			
Hale (G)	5-15	3-7	4-6	1-4	5	1	4	0	34	17	Vines	0-3	0-1	0-0	0-2	2	1	1	0	0	18	0			
Arrington (G)	1-8	0-4	3-4	0-2	2	10	2	0	2	31	5	Akins	11-18	9-14	2-4	1-5	4	1	4	0	0	35	3		
Dav. Anderson	0-1	0-0	0-1	0	0	0	0	0	0	3	Jones	2-4	0-0	0-1	0-11	1	2	3	1	0	29	4			
Dam. Anderson	11-17	3-5	1-1	2-4	1	2	1	2	28	35	Babul	2-4	0-0	0-0	2-4	1	0	1	0	2	23	4			
Tucker	0-1	0-0	0-0	0-1	2	0	0	0	8	0	Fan	0-2	0-2	0-2	1-1	2	3	1	0	2	20	0			
N. Dixon	0-1	0-0	0-0	1-3	3	0	0	0	0	0	TEAM				0-2										
Chibek	0-3	0-1	0-0	0-2	0	1	0	0	9	0	Totals	20-55	10-25	6-11	15-25-10	18	11	17	6	5	20	54			
Mathis	0-0	0-0	0-0	0-0	0	0	0	0	1	0	FSU	25	38	64											
TEAM				3-3							Ga. Tech	34	20	54									Attn: 4,758		
Totals	23-57	7-18	11-18	13-25-19	16	18	12	3	6	200	64														
Officials: Ross, Wood, Hull											Technical: None														

## North Carolina

Game **24**  
Feb. 23



Jason Capel's three-point play with 51.8 seconds to go sparked North Carolina to a 70-67 come-from-behind win at Florida State. With the game tied at 64, Ron Hale scored on a three-point play to put the Seminoles up by three with 1:41 to go. UNC cut the deficit to one on a pair of Kris Lang free throws 13 seconds later, setting up Capel's heroics. After Joseph Forte hit one free throw at the 20.7 second mark, FSU had a chance to force overtime, but Hale's three-pointer from the top of the key was long and the Heels were able to run out the clock. North Carolina hit 59.1 percent from the floor (26-of-44), a season-high for a Florida State opponent. Hale led FSU with 22 points while Damous Anderson added 18.

Florida State													North Carolina												
67													70												
Game 24													Game 24												
Feb. 23, 2000, 9:00 p.m.													Feb. 23, 2000, 9:00 p.m.												
Leon County Civic Center													Leon County Civic Center												
Florida State	3-PT	REB											North Carolina	3-PT	REB										
FGA	FGA	FTIA	ODIT	PF	AT	TO	BS	ST	MIN	TP	FGA	FGA	FTIA	ODIT	PF	AT	TO	BS	ST	MIN	TP				
Damous Anderson (F)	7-10	4-6	0-0	2-6	2	0	1	0	2	31	18	Capel	5-6	2-3	3-5	0-2	1	7	2	0	0	37	15		
Simmons (F)	3-7	0-1	0-0	1-4	2	1	1	0	2	27	6	Lang	4-6	0-0	2-4	1-4	0	1	0	2	32	10			
Mott (C)	2-9	0-0	2-2	2-5	3	1	0	0	0	26	6	Haywood	7-7	0-0	0-7	2-4	3	0	4	0	33	19			
A. Dixon (G)	2-3	0-1	0-0	0-0	1	1	0	0	0	20	4	Forte	4-10	0-4	0-7	0-5	4	4	1	0	0	37	14		
Arrington (G)	3-13	1-5	0-2	1-3	2	10	0	0	1	35	10	Colla	4-9	0-1	0-0	1-4	1	4	5	1	0	38	9		
Hale	8-17	2-8	4-4	3-6	2	9	0	0	0	29	22	Peppers	1-3	0-0	0-0	1-2	2	0	1	0	13	2			
Tucker	2-3	0-0	0-0	0-2	3	0	4	0	3	13	4	Quinn	0-2	0-1	0-0	0-0	1	0	0	0	1	4	0		
N. Dixon	0-3	0-0	0-0	1-1	3	0	0	0	0	9	0	Newby	0-0	0-0	0-0	0-0	0	0	0	0	0	2	0		
Chibek	0-1	0-1	0-0	0-1	1	0	0	0	0	4	0	Holmes	0-0	0-0	0-0	0-0	0	0	0	0	0	1	0		
Dav. Anderson	0-1	0-0	0-0	0-0	0	0	0	0	0	5	0	Melendez	1-1	0-0	0-0	0-0	0	0	0	0	0	1	2		
TEAM				1-1							0	0	0	0	0	0	0	0	0	0	0	1	0		
Totals	27-41	7-22	5-6	11-16-22	19	13	7	0	8	200	67	TEAM	0-0	0-0	0-0	0-0	0	0	0	0	0	0	1	0	
Officials: Hertzell, Gordon, Slyone											Technical: None														

## Virginia

Game **25**  
Feb. 26



Damous Anderson scored 24 points and Antwan Dixon added 14 of his career-high tying 16 in the second half as Florida State earned a 71-64 home win over Virginia. The Seminoles trailed 25-23 at halftime and 39-34 with 13:24 remaining but Dixon scored 12 points and Anderson had eight in a 26-12 run that gave FSU its largest lead (60-51) with 4:38 to go. The Cavaliers closed to within 63-62 on a Chris Williams three-point play at the 1:47 mark but Florida State hit 6-of-8 from the free throw line to seal the victory. The Seminoles shot just 39.6 percent (21-of-53) but held Virginia to 37.3 percent shooting (22-of-59) and out rebounded the Cavs 42-31. Ron Hale added 15 points for FSU.

Florida State													Virginia												
71													64												
Game 25													Game 25												
Feb. 26, 2000, 12:00 p.m.													Feb. 26, 2000, 12:00 p.m.												
Leon County Civic Center													Leon County Civic Center												
Florida State	3-PT	REB											Virginia	3-PT	REB										
FGA	FGA	FTIA	ODIT	PF	AT	TO	BS	ST	MIN	TP	FGA	FGA	FTIA	ODIT	PF	AT	TO	BS	ST	MIN	TP				
A. Dixon (F)	4-7	0-0	6-8	0-3	3	2	5	0	0	25	16	Hale	0-4	0-3	1-2	1-1	2	0	0	1	19	1			
Simmons (F)	1-7	0-0	2-2	4-7	3	0	1	1	1	21	4	Williams	6-13	2-3	1-1	0-5	5	0	1	2	4	37	15		
Mott (C)	1-3	0-0	0-3	3-6	1	0	2	1	0	26	2	Watson	3-8	0-0	0-0	3-8	4	2	0	1	1	28	6		
Hale (G)	4-10	1-3	6-8	1-8	2	1	1	2	1	35	15	Mason	4-10	0-2	2-3	1-4	3	3	5	0	0	35	10		
Arrington (G)	2-9	1-5	3-4	0-4	2	7	4	0	1	37	8	Hend	1-10	1-7	3-4	0-1	5	1	3	0	0	25	6		
Damous Anderson	9-14	3-4	5-8	4-6	1	3	4	0	1	33	24	Tomson	3-4	1-1	8-8	5-5	3	0	0	2	2	21	15		
N. Dixon	0-2	0-0	0-0	1-2	3	0	1	0	0	10	0	Mappo	5-8	0-1	1-2	1-3	1	1	2	0	3	24	11		
Chibek	0-0	0-0	0-0	0-0	1	0	1	0	0	3	0	Frie	0-2	0-2	0-0	0-0	1	0	0	1	1	6	0		
Dav. Anderson	0-0	0-0	0-0	0-0	0	0	0	0	0	3	0	Cuchams	0-0	0-0	0-0	0-0	1	0	0	1	0	2	0		
TEAM				2-4							0	0	0	0	0	0	0	0	0	0	0	2	0		
Totals	21-53	5-12	24-33	15-27-42	15	13	21	4	4	200	71	TEAM													
Officials: Edsall, Steed, Pitts											Technical: None														

## No. 17 Maryland

Game **26**  
Mar. 1



No. 17 Maryland got 21 points each from Lonny Baxter and Terence Morris as the Terrapins downed Florida State 85-70. The Seminoles trailed 51-48 with 12:55 to play but Steve Blake, who scored a career-best 17 points, keyed a 12-0 Maryland run with three three-pointers over the next three minutes. FSU never got closer than 11 points the rest of the way. The Terrapins shot 50.8 percent from the field (33-of-65) and had 20 assists to just eight turnovers while limiting Florida State to 39.4 percent shooting (26-of-66). Damous Anderson led the Seminoles with 22 points. Ron Hale added 15 and Delvon Arrington had 10 and 10 assists.

Florida State													No. 17 Maryland												
70													85												
Game 26													Game 26												
March 1, 2000, 8:00 p.m.													March 1, 2000, 8:00 p.m.												
Cole Field House, College Park, MD													Cole Field House, College Park, MD												
Florida State	3-PT	REB											No. 17 Maryland	3-PT	REB										
FGA	FGA	FTIA	ODIT	PF	AT	TO	BS	ST	MIN	TP	FGA	FGA	FTIA	ODIT	PF	AT	TO	BS	ST	MIN	TP				
Damous Anderson (F)	8-11	2-4	4-6	3-6	2	0	1	0	1	30	22	Miller	2-5	0-1	2-2	0-1	5	1	0	0	1	26	6		
Simmons (F)	3-10	0-1	2-2	2-3	2	1	1	1	0	23	9	Moria	8-13	3-6	2-2	4-11	3	0	3	2	2	34	21		
Mott (C)	0-2	0-0	1-2	2-4	2	0	0	2	0	25	1	Baxter	10-14	0-0	1-2	4-9	1	1	1	4	1	35	21		
A. Dixon (G)	1-7	1-1	2-2	1-2	0	1	1	0	0	25	5	Dixon	5-14	1-2	3-4	1-3	1	4	3	0	1	32	14		
Arrington (G)	5-9	0-1	0-0	1-2	1	6	2	0	3	1	2	10	Hahn	1-2	0-1	0-0	0-0	0	0	0	0	7	2		
Hale	6-13	2-4	1-2	2-3	2	1	1	0	0	27	15	Blake	6-8	3-4	2-2	0-4	2	10	1	1	2	30	17		
Tucker	2-7	0-0	0-2	2-3	2	0	1	0	0	14	6	Hildren	0-3	0-0	0-0	0-0	1	1	0	2	0	7	0		
N. Dixon	1-5	0-0	0-0	3-4	0	0	2	0	0	8	2	Mardesch	1-2	0-0	0-0	1-2	0	0	0	0	0	13	2		
Chibek	0-																								



## '99-'00 Statistics

### Individual Statistics — All Games

(Overall Record: 12-17; Home: 8-6; Away: 3-9; Neutral: 1-2; Atlantic Coast Conference: 6-10)

#	Player	GP-GS	Min.-Avg.	Field Goals		3-Point		Free Throws		Rebounds		TOT-AVG
				FGM-FGA	FG Pct.	FGM-FGA	FG Pct.	FTM-FTA	FT Pct.	OFF	DEF	
21	Hale, R	28-25	864-30.9	139-348	.399	43-121	.355	117-155	.755	38	96	134-4.8
15	Anderson, D	27-21	821-30.4	152-299	.508	52-121	.430	54-81	.667	57	62	119-4.4
10	Arrington, D	29-29	938-32.3	95-258	.368	29-76	.382	39-55	.709	11	112	123-4.2
51	Simmons, O	28-27	685-24.5	83-176	.472	8-22	.364	36-49	.735	53	84	137-4.9
05	Crawford, A	15-5	284-18.9	29-91	.319	13-48	.271	8-13	.615	3	18	21-1.4
04	Dixon, A	29-9	534-18.4	40-99	.404	12-34	.353	45-59	.763	41	55	96-3.3
32	Mathis, E	22-0	131-6.0	21-59	.356	9-36	.250	16-20	.800	8	13	21-0.0
11	Tucker, R	29-0	310-10.7	23-62	.371	0-0	.000	16-37	.432	18	37	55-1.9
50	Anderson, D	29-17	504-17.4	22-58	.379	0-0	.000	18-27	.667	31	68	99-3.4
42	Mott, J	29-12	383-13.2	17-41	.386	0-0	.000	22-38	.579	37	51	88-3.0
34	Dixon, N	28-0	178-6.4	20-47	.426	0-0	.000	10-24	.417	19	41	60-2.1
12	Chlebek, M	26-0	163-6.3	14-48	.292	9-32	.281	5-6	.833	3	17	20-0.8
20	Hull, C	2-0	3-1.5	1-2	.500	0-0	.000	0-0	.000	0	0	0-0.0
24	Osborne, I.	3-0	2-0.7	0-0	.000	0-0	.000	1-2	.500	0	1	1-0.3
Team												101
<b>FSU</b>		<b>29</b>	<b>5,800</b>	<b>656-1,591</b>	<b>.412</b>	<b>175-490</b>	<b>.357</b>	<b>387-566</b>	<b>.684</b>	<b>319</b>	<b>655</b>	<b>1,075-37.1</b>
<b>Opponents</b>		<b>29</b>	<b>5,800</b>	<b>750-1,758</b>	<b>.427</b>	<b>194-535</b>	<b>.363</b>	<b>342-536</b>	<b>.638</b>	<b>395</b>	<b>648</b>	<b>1,043-36.0</b>

### Individual Statistics — Conference Games Only

(Overall Record: 6-10; Home: 4-4; Away: 2-6; Neutral: 0-0)

#	Player	GP-GS	Min.-Avg.	Field Goals		3-Point		Free Throws		Rebounds		TOT-AVG
				FGM-FGA	FG Pct.	FGM-FGA	FG Pct.	FTM-FTA	FT Pct.	OFF	DEF	
15	Anderson, D	16-13	496-31.0	101-186	.543	38-78	.487	37-55	.673	28	26	54-3.4
21	Hale, R	16-14	503-31.4	77-196	.393	25-77	.325	66-83	.795	18	47	65-4.1
10	Arrington, D	16-16	535-33.4	52-149	.349	15-43	.349	27-36	.750	7	59	66-4.1
51	Simmons, O	16-16	400-25.0	43-103	.417	5-17	.294	22-28	.786	32	46	78-4.9
04	Dixon, A	16-5	293-18.3	17-54	.315	7-22	.318	25-30	.833	25	26	51-3.2
05	Crawford, A	5-0	73-14.6	7-25	.280	3-12	.250	0-0	.000	0	2	2-0.4
11	Tucker, R	16-0	194-12.1	18-43	.419	0-0	.000	7-14	.500	14	18	32-2.0
34	Dixon, N	16-0	121-7.6	15-34	.441	0-0	.000	10-21	.476	15	31	46-2.9
42	Mott, J	16-6	209-13.1	10-28	.357	0-0	.000	10-17	.588	25	30	55-3.4
50	Anderson, D	16-10	253-15.8	10-29	.345	0-0	.000	5-6	.833	18	30	48-3.0
12	Chlebek, M	16-0	88-5.5	7-26	.269	4-16	.250	1-2	.500	0	8	8-0.5
32	Mathis, E	12-0	35-2.9	4-16	.250	2-10	.200	4-5	.800	2	4	6-0.5
Team												60
<b>FSU</b>		<b>16</b>	<b>3,200</b>	<b>361-889</b>	<b>.406</b>	<b>99-275</b>	<b>.360</b>	<b>214-297</b>	<b>.721</b>	<b>184</b>	<b>327</b>	<b>571-35.7</b>
<b>Opponents</b>		<b>16</b>	<b>3,200</b>	<b>431-942</b>	<b>.458</b>	<b>109-258</b>	<b>.422</b>	<b>196-288</b>	<b>.681</b>	<b>197</b>	<b>351</b>	<b>548-34.3</b>

### Score By Halves — All Games

	1	2	OT	Total	Deadball Rebounds
FSU	867	1,007	0	1,874	94
Opponents	977	1,059	0	2,036	104

### Score By Halves — Conference Games Only

	1	2	OT	Total	Deadball Rebounds
FSU	471	564	0	1,035	49
Opponents	581	586	0	1,167	46





## '99-'00 Statistics

PF-FD	AT	TO	BL	ST	PTS-AVG
58-1	33	68	24	22	438-15.6
47-0	35	43	15	31	410-15.2
47-1	182	123	3	44	258-8.9
60-0	16	33	16	20	210-7.5
17-0	13	25	1	3	79-5.3
51-1	27	30	2	12	137-4.7
17-0	7	15	1	3	67-3.0
41-0	2	24	5	7	62-2.1
29-1	7	11	43	2	62-2.1
62-1	8	21	7	6	56-1.9
39-0	0	21	3	1	50-1.8
15-0	21	28	0	2	42-1.6
0-0	0	0	0	0	2-1.0
0-0	1	0	0	0	1-0.3

**483 352 449 120 153 1.874-64.6**  
**509 404 341 128 238 2.036-70.2**

PF-FD	AT	TO	BL	ST	PT-AVG
23-0	21	26	7	18	277-17.3
33-1	20	39	9	9	245-15.3
23-0	98	56	2	24	146-9.1
34-0	11	23	9	10	113-7.1
24-0	17	19	1	5	66-4.1
4-0	4	6	0	1	17-3.4
31-0	2	15	2	5	43-2.7
26-0	0	11	1	1	40-2.5
39-1	5	14	5	3	30-1.9
11-0	3	5	16	2	25-1.6
7-0	11	17	0	0	19-1.2
6-0	0	6	0	1	14-1.2

**261 192 241 52 79 1.035-64.7**  
**271 244 177 83 134 1.167-72.9**

### Season Superlatives

- 20-Point Games:** ..... **Ron Hale** — 9 (24 at Florida, November 19; 21 vs. Jacksonville, November 27; 21 vs. Temple, November 29; 22 vs. Massachusetts, December 18; 37 at Wake Forest, January 4; 26 at Virginia, January 26; 21 vs. Maryland, January 29; 22 vs. North Carolina, February 23; 21 vs. Georgia Tech, March 9)  
**Damous Anderson** — 7 (23 vs. Jacksonville, November 27; 24 at Georgia Tech, January 19; 25 at North Carolina, January 22; 28 at Clemson, February 12; 26 vs. Georgia Tech, February 21; 24 vs. Virginia, February 26; and 22 at Maryland, March 1)
- 10-Rebound Games:** ..... **Oliver Simmons** — 2 (10 vs. Seton Hall, December 11; 11 at NC State, February 2)  
**Ron Hale** — 1 (11 vs. Jacksonville, November 27)
- 10-Assist Games:** ..... **Delvon Arrington** — 5 (12 at Northwestern, December 1; 10 at Georgia Tech, January 19; 10 vs. Georgia Tech, February 21; 10 vs. North Carolina, February 23; 10 at Maryland, March 1)
- Games as Leading Scorer:** ..... **Ron Hale** — 13 (21 at Florida, November 19; 14 vs. Norfolk State, November 23; 21 vs. Temple, November 29; 15 at Auburn, December 5; 22 vs. Massachusetts, December 18; 37 at Wake Forest, January 4; 17 at South Florida, January 8; 18 vs. Clemson, January 12; 26 at Virginia, January 26; 21 vs. Maryland, January 29; 16 at NC State, February 2; 22 vs. North Carolina, February 23; 21 vs. Georgia Tech, March 9)  
**Damous Anderson** — 9 (23 vs. Jacksonville, November 27; 18 vs. Clemson, January 12; 24 at Georgia Tech, January 19; 25 at North Carolina, January 22; 19 vs. Wake Forest, February 5; 28 at Clemson, February 12; 26 vs. Georgia Tech, February 21; 24 vs. Virginia, February 26; 22 at Maryland, March 1)  
**Delvon Arrington** — 4 (12 at Northwestern, December 1; 14 vs. Seton Hall, December 11; 16 vs. Vanderbilt, December 22; 19 vs. NC State, March 5)  
**Oliver Simmons** — 2 (17 vs. The Citadel, December 30; 15 vs. Duke, January 16)  
**Matt Chiebeck** — 1 (11 vs. Maryland, March 10)  
**Adrian Crawford** — 1 (12 at Northwestern, December 1)  
**Antwuan Dixon** — 1 (16 vs. Vanderbilt, December 22)  
**Nigel Dixon** — 1 (12 at Duke, February 16)
- Games as Leading Rebounder:** ..... **Ron Hale** — 7 (9 vs. Florida, November 19; 11 vs. Jacksonville, November 27; 8 vs. Temple, November 29; 6 at Auburn, December 5; 8 at Virginia, January 26; 6 vs. North Carolina, February 23; 7 vs. Georgia Tech, March 9)  
**Oliver Simmons** — 6 (10 vs. Seton Hall, December 11; 6 at Wake Forest, January 4; 7 at North Carolina, January 22; 6 vs. Maryland, January 29; 11 at NC State, February 2; 8 vs. Wake Forest, February 5)  
**Damous Anderson** — 5 (8 vs. Temple, November 29; 6 at Auburn, December 5; 7 vs. Vanderbilt, December 22; 7 vs. Georgia Tech, March 9; 7 vs. Maryland, March 10)  
**David Anderson** — 5 (9 vs. Norfolk State, November 23; 8 vs. Massachusetts, December 18; 8 vs. Clemson, January 12; 6 vs. Duke, January 16; 8 at Georgia Tech, January 19)  
**Delvon Arrington** — 4 (6 at Northwestern, December 1; 8 at South Florida, January 8; 9 at Clemson, February 12; 7 at Maryland, March 1)  
**Antwuan Dixon** — 4 (6 at Auburn, December 5; 5 vs. The Citadel, December 30; 8 at Virginia, January 26; 6 at Duke, February 16)  
**Nigel Dixon** — 3 (5 vs. The Citadel, December 30; 8 vs. Wake Forest, February 5; 8 vs. Georgia Tech, February 21)  
**Justin Mott** — 2 (9 vs. Virginia, February 26; 9 vs. NC State, March 5)  
**Emanuel Mathis** — 1 (5 vs. The Citadel, December 30)
- Double-Doubles:** ..... **Delvon Arrington** — 3 (12 points and 12 assists at Northwestern, December 1; 10 points and 10 assists at Georgia Tech on January 19; 10 points and 10 assists at Maryland, March 1)  
**Ron Hale** — 1 (21 points and 11 rebounds vs. Jacksonville, November 27)

## '99-'00 Statistics

### Game-By-Game Summary — Final

Date	Opponent	Result	Score	Site	Attendance	High Scorer	High Rebounder	High Assists			
11/19	No. 7 Florida	Lost	61-96	Away	12,487	Hale, R.....24	Hale, R.....9	Arrington, D.....3			
11/23	Norfolk State	Won	81-70	Home	4,438	Hale, R.....14	Anderson, D.....9	Arrington, D.....8			
11/27	Jacksonville	Won	83-59	Home	4,391	Anderson, D.....23	Hale, R.....11	Arrington, D.....7			
11/29	No. 10 Temple	Lost	58-69	Home	6,393	Hale, R.....21	Anderson, D.....8	Arrington, D.....7			
12/01	Northwestern	Won	60-46	Away	5,018	Crawford, A.....12	Arrington, D.....6	Arrington, D.....12			
12/05	No. 7 Auburn	Lost	54-55	Away	10,500	Hale, R.....15	Dixon, A.....6	Arrington, D.....5			
12/11	Seton Hall	Lost	56-79	Home	4,558	Arrington, D.....14	Simmons, O.....10	Arrington, D.....8			
12/18	Massachusetts	Lost	60-69	Neutral	6,554	Hale, R.....22	Anderson, D.....8	Arrington, D.....8			
12/22	Vanderbilt	Won	70-65	Home	4,658	Dixon, A.....16	Anderson, D.....7	Arrington, D.....8			
12/30	The Citadel	Won	77-51	Home	4,260	Simmons, O.....17	Dixon, A.....5	Arrington, D.....6			
01/04	Wake Forest	Won	66-64	Away	11,316	Hale, R.....37	Simmons, O.....6	Arrington, D.....5			
01/08	South Florida	Lost	55-66	Away	8,021	Hale, R.....17	Arrington, D.....8	Arrington, D.....5			
01/12	Clemson	Won	60-57	Home	5,120	Anderson, D.....18	Anderson, D.....8	Arrington, D.....5			
01/16	No. 6 Duke	Lost	54-85	Home	8,639	Simmons, O.....15	Anderson, D.....6	Arrington, D.....8			
01/19	Georgia Tech	Lost	62-65	Away	6,967	Anderson, D.....24	Anderson, D.....8	Arrington, D.....10			
01/22	No. 21 N. Carolina	Won	76-71	Away	21,572	Anderson, D.....25	Simmons, O.....7	Arrington, D.....8			
01/26	Virginia	Lost	81-86	Away	8,205	Hale, R.....26	Dixon, A.....8	Anderson, D.....4			
01/29	No. 22 Maryland	Lost	63-82	Home	5,534	Hale, R.....21	Simmons, O.....6	Arrington, D.....7			
02/02	N.C. State	Lost	58-68	Away	19,474	Hale, R.....16	Simmons, O.....11	Arrington, D.....3			
02/05	Wake Forest	Won	66-61	Home	5,681	Anderson, D.....19	Dixon, N.....8	Arrington, D.....7			
02/12	Clemson	Lost	58-84	Away	8,000	Anderson, D.....28	Arrington, D.....9	Hale, R.....4			
02/16	No. 3 Duke	Lost	68-101	Away	9,314	Dixon, N.....12	Dixon, A.....6	Chlebek, M.....4			
02/21	Georgia Tech	Won	64-54	Home	4,758	Anderson, D.....26	Dixon, N.....8	Arrington, D.....10			
02/23	North Carolina	Lost	67-70	Home	6,815	Hale, R.....22	Hale, R.....6	Arrington, D.....10			
02/26	Virginia	Won	71-64	Home	6,643	Anderson, D.....24	Mott, J.....9	Arrington, D.....7			
03/01	No. 17 Maryland	Lost	70-85	Away	14,500	Anderson, D.....22	Arrington, D.....7	Arrington, D.....10			
03/05	NC State	Lost	51-70	Home	4,927	Arrington, D.....19	Mott, J.....9	Arrington, D.....3			
03/09	Georgia Tech	Won	63-62	Neutral	23,895	Hale, R.....21	Anderson, D.....7	Arrington, D.....5			
03/10	No. 20 Maryland	Lost	61-82	Neutral	23,895	Chlebek, M.....11	Anderson, D.....7	Chlebek, M.....5			
<b>Total Attendance:</b>	266,533	<b>Average:</b>	9,191	<b>Away Attendance:</b>	135,374	<b>Average:</b>	11,281	<b>Home Games:</b>	14	<b>Neutral Games:</b>	3
<b>Home Attendance:</b>	76,815	<b>Average:</b>	5,487	<b>Neutral Attendance:</b>	54,344	<b>Average:</b>	18,115	<b>Away Games:</b>	12	<b>Total Games:</b>	29

### Team Highs & Lows — Season

Category	Florida State	Opponent	Category	Florida State	Opponent
Points 1st Half	High 45 at Virginia	53 Duke 2	Defensive Rebounds	High 34 vs. Norfolk State	31 Florida
	Low 18 at NC State	17 Northwestern		Low 17 at Wake Forest	14 Wake Forest
Points 2nd Half	High 48 vs. Virginia	53 Duke 1	Total Rebounds	High 53 vs. Norfolk State	54 Florida
	Low 20 vs. Duke	18 Clemson 1		Low 27 at North Carolina	25 Northwestern
Total Points	High 83 vs. Jacksonville	101 Duke 2	Assists	High 18 vs. NSU, at NW	25 Maryland 3 & vs. Georgia Tech
	Low 51 vs. NC State	46 Northwestern		Tech	Low 8 at Auburn, NC St. & Duke
Field Goals Made	High 33 vs. Norfolk State	38 Duke 2	Blocked Shots	High 9 vs. Jacksonville	13 Temple
	Low 17 at Florida & NC State	13 Northwestern		Low 0 at Duke & vs. UNC	0 USF & Virginia 1
Field Goals All.	High 70 vs. Norfolk State	76 Florida & Norfolk State	Steals	High 10 at North Carolina	17 Florida & vs. Georgia Tech (ACC)
	Low 37 at Auburn	42 Northwestern		Low 1 vs. Seton Hall & Duke	2 The Citadel
Field Goal %	High 54.7 vs. Jacksonville	59.1 North Carolina 2	Turnovers	High 29 at Florida & Auburn	19 Florida
	Low 29.9 vs. Temple	31.0 Northwestern		Low 7 vs. North Carolina	6 Temple
3-Pl. Field Goals Made	High 10 vs. Temple	12 GT 1, CU 2 & Duke 2 & at North Carolina	Personal Fouls	High 24 vs. Maryland	26 Virginia 2
	Low 1 vs. Norfolk State	2 North Carolina 2		Low 12 at Wake Forest,	10 Duke 1 & vs. Duke at Maryland & Georgia Tech 1
3-Pl. Field Goals All.	High 29 vs. Temple	29 Georgia Tech 3			
	Low 10 vs. Norfolk State	9 Maryland & 1 vs. UMass & 2 vs. North Carolina			
3-Pl. Field Goal %	High 69.2 vs. Jacksonville	66.7 Duke 2			
	Low 10.0 vs. Norfolk State	17.4 Vanderbilt			
Free Throws Made	High 24 vs. Virginia	23 NC State 1			
	Low 4 at Georgia Tech	4 Georgia Tech 2			
Free Throws All.	High 34 at Florida	33 Florida & Virginia 1			
	Low 7 vs. Duke & at GT	10 JU, Clemson 1 & Duke 1			
Free Throw %	High 81.0 at NC State	90.0 Jacksonville			
	Low 31.3 at Northwestern	33.3 Georgia Tech 3			
Offensive Rebounds	High 19 vs. Norfolk State	23 Florida & Wake 1			
	Low 5 at Auburn	5 Clemson 2 & UNC 2			

## '99-'00 Statistics

## Game-By-Game Team Statistics

	FG-FGA	PCT.	3-Point			Rebounds						PF-DO	Half	Final		
			FG-FGA	PCT.	FT-FTA	PCT.	OFF	DEF	TOT	AST	TO				BLK	STL
Florida State	17-52	.327	5-16	.313	22-34	.647	11	26	37	9	29	7	8	22-1	31	61
at No. 7 Florida	33-76	.434	9-24	.375	21-33	.636	23	31	54	15	19	4	17	23-0	52	96
Florida State	33-70	.471	1-10	.100	14-24	.583	19	34	53	18	14	8	7	21-0	41	81
vs. Norfolk State	25-76	.329	6-22	.273	14-22	.636	22	21	43	8	15	3	6	20-0	24	70
Florida State	29-53	.547	9-13	.692	16-24	.667	10	31	41	15	14	9	8	16-0	36	83
vs. Jacksonville	22-65	.338	6-19	.316	9-10	.900	12	17	29	8	13	2	5	18-0	27	59
Florida State	20-67	.299	10-29	.345	8-13	.615	18	28	46	12	11	5	3	16-1	26	58
vs. No. 10 Temple	25-65	.385	9-25	.360	10-19	.526	17	30	47	7	6	13	7	15-0	28	69
Florida State	25-50	.500	5-13	.385	5-16	.313	11	24	35	18	8	6	6	16-1	31	60
at Northwestern	13-42	.310	8-25	.320	12-17	.706	7	18	25	10	12	1	4	17-1	17	46
Florida State	18-37	.486	6-11	.545	12-15	.800	5	31	36	8	29	8	3	16-0	28	54
at No. 7 Auburn	21-67	.313	4-17	.235	9-16	.563	19	16	35	8	11	2	14	14-0	32	55
Florida State	19-58	.328	7-20	.350	11-16	.688	13	21	34	11	11	5	1	14-0	21	56
vs. Seton Hall	32-68	.471	7-24	.292	8-17	.471	18	27	45	13	7	6	5	17-0	34	79
Florida State	25-56	.446	2-10	.200	8-15	.533	10	23	33	12	10	3	5	20-0	27	60
vs. Massachusetts	22-55	.400	4-15	.267	21-29	.724	14	26	40	14	12	4	6	18-0	33	69
Florida State	22-49	.449	6-15	.400	20-29	.690	7	25	32	11	17	4	5	18-0	39	70
vs. Vanderbilt	25-67	.373	4-23	.174	11-22	.500	21	25	46	6	18	2	10	22-0	29	65
Florida State	24-44	.545	7-15	.467	22-31	.710	9	27	36	13	10	7	3	13-0	37	77
vs. The Citadel	18-55	.327	8-18	.444	7-11	.636	13	15	28	10	13	2	2	21-0	20	51
Florida State	22-49	.449	7-15	.467	15-20	.750	11	17	28	11	11	3	8	12-0	24	66
at Wake Forest	26-61	.426	4-12	.333	8-14	.571	23	17	40	13	16	4	4	14-0	30	64
Florida State	21-58	.362	6-26	.231	7-10	.700	12	28	40	12	18	4	9	14-0	30	55
at South Florida	27-58	.466	7-19	.368	5-12	.417	8	28	36	20	15	0	11	17-0	34	66
Florida State	18-57	.316	7-21	.333	17-22	.773	11	26	37	10	8	5	6	15-0	28	60
vs. Clemson	22-65	.338	6-16	.375	7-10	.700	18	29	47	11	13	5	3	22-1	39	57
Florida State	22-52	.423	5-13	.385	5-7	.714	10	18	28	12	21	8	1	12-0	34	54
vs. No. 6 Duke	36-66	.545	7-13	.538	6-10	.600	12	21	33	18	8	6	15	10-0	32	85
Florida State	27-58	.466	4-12	.333	4-7	.571	11	26	37	16	16	4	7	14-0	27	62
at Georgia Tech	32-56	.411	12-26	.462	7-12	.583	8	20	28	19	13	6	10	10-0	32	65
Florida State	28-55	.509	10-18	.556	10-13	.769	8	19	27	15	14	2	10	14-0	37	76
at No. 21 N. Carolina	29-58	.500	5-13	.385	8-11	.727	12	21	33	18	16	4	10	19-0	36	71
Florida State	31-63	.492	7-17	.412	12-20	.600	16	25	41	9	18	3	3	21-1	45	81
at Virginia	28-59	.475	8-24	.333	22-33	.667	10	21	31	13	10	0	5	20-0	46	86
Florida State	19-54	.352	6-20	.300	19-25	.760	16	22	38	11	18	3	2	24-0	35	63
vs. No. 22 Maryland	29-60	.483	3-9	.333	21-29	.724	14	23	37	21	7	7	13	20-1	45	82
Florida State	17-52	.327	7-19	.368	17-21	.810	10	29	39	8	16	2	4	23-1	18	58
at NC State	20-53	.377	5-14	.357	23-30	.767	10	26	36	9	8	8	9	19-0	29	68
Florida State	19-49	.388	8-23	.348	20-27	.741	18	20	38	13	10	3	4	15-0	39	66
vs. Wake Forest	22-58	.379	8-20	.400	9-16	.563	19	14	33	12	9	1	5	20-2	32	61
Florida State	18-49	.367	5-25	.200	17-25	.680	15	20	35	12	14	4	4	16-0	23	58
at Clemson	31-55	.564	12-20	.600	10-12	.833	5	21	26	24	7	3	9	18-0	35	84
Florida State	24-58	.414	4-12	.333	16-23	.696	15	23	38	8	21	0	3	18-0	28	68
at No. 3 Duke	38-66	.576	12-18	.667	13-25	.520	9	24	33	21	7	7	10	16-0	53	101
Florida State	23-57	.404	7-18	.389	11-18	.611	13	26	39	18	12	3	6	16-1	26	64
vs. Georgia Tech	20-55	.364	10-25	.400	4-11	.364	15	25	40	11	17	6	5	18-1	34	54
Florida State	27-61	.443	7-22	.318	6-8	.750	11	18	29	13	7	0	8	19-0	29	67
vs. North Carolina	26-44	.591	2-9	.222	16-23	.696	5	21	26	15	10	6	3	12-0	32	70
Florida State	21-53	.396	5-12	.417	24-33	.727	15	27	42	13	21	4	4	15-0	23	71
vs. Virginia	22-59	.373	4-19	.211	16-20	.800	10	21	31	8	14	6	12	26-2	25	64
Florida State	26-66	.394	5-13	.385	13-18	.722	18	21	39	14	14	4	3	12-0	35	70
at No. 17 Maryland	33-65	.508	7-15	.467	12-14	.857	12	23	35	20	8	9	7	15-1	45	85
Florida State	19-56	.339	5-15	.333	8-10	.800	15	21	36	9	20	4	6	15-0	20	51
vs. NC State	26-62	.419	4-15	.267	14-18	.778	15	24	39	11	11	5	14	12-0	36	70
Florida State	19-51	.373	3-11	.273	22-30	.733	16	28	44	11	16	1	10	19-0	25	63
vs. Georgia Tech	23-55	.418	10-29	.345	6-18	.333	10	19	29	16	13	2	5	22-0	23	62
Florida State	23-57	.404	9-26	.346	6-12	.500	12	25	37	10	21	1	6	17-0	24	61
vs. Maryland	33-67	.493	3-17	.176	13-22	.591	14	24	38	25	9	4	12	14-0	43	82

## '99-'00 Statistics

### 1999-00 Per Game Averages — All Games

#	Player	G	FG	FGA	3P	3PA	FT	FTA	AT	TO	BS	ST
21	Hale, R	28	5.0	12.4	1.5	4.3	4.2	5.5	1.2	2.4	0.9	0.8
15	Anderson, D	27	5.6	11.1	1.9	4.5	2.0	3.0	1.3	1.6	0.6	1.1
10	Arrington, D	29	3.3	8.9	1.0	2.6	1.3	1.9	6.3	4.2	0.1	1.5
51	Simmons, O	28	3.0	6.3	0.3	0.8	1.3	1.8	0.6	1.2	0.6	0.7
05	Crawford, A	15	1.9	6.1	0.9	3.2	0.5	0.9	0.9	1.7	0.1	0.2
04	Dixon, A	29	1.4	3.4	0.4	1.2	1.6	2.0	0.9	1.0	0.1	0.4
32	Mathis, E	22	1.0	2.7	0.4	1.6	0.7	0.9	0.3	0.7	0.0	0.1
11	Tucker, R	29	0.8	2.1	0.0	0.6	1.3	0.1	0.8	0.2	0.2	0.2
50	Anderson, D	29	0.8	2.0	0.0	0.6	0.9	0.2	0.4	1.5	0.1	0.1
42	Mott, J	29	0.6	1.5	0.0	0.8	1.3	0.3	0.7	0.2	0.2	0.2
34	Dixon, N	28	0.7	1.7	0.0	0.4	0.9	0.0	0.8	0.1	0.0	0.0
12	Chlebek, M	26	0.5	1.8	0.3	1.2	0.2	0.2	0.8	1.1	0.0	0.1
20	Hull, C	2	0.5	1.0	0.0	0.0	0.0	0.0	0.0	0.0	0.0	0.0
24	Osborne, L	3	0.0	0.0	0.0	0.0	0.3	0.7	0.3	0.0	0.0	0.0
<b>FSU</b>		<b>29</b>	<b>22.6</b>	<b>54.9</b>	<b>6.0</b>	<b>16.9</b>	<b>13.3</b>	<b>19.5</b>	<b>12.1</b>	<b>15.5</b>	<b>4.1</b>	<b>5.3</b>
<b>Opponents</b>		<b>29</b>	<b>25.9</b>	<b>60.6</b>	<b>6.7</b>	<b>18.4</b>	<b>11.8</b>	<b>18.5</b>	<b>13.9</b>	<b>11.8</b>	<b>4.4</b>	<b>8.2</b>

### 1999-00 Per Game Averages — ACC Games

#	Player	G	FG	FGA	3P	3PA	FT	FTA	AT	TO	BS	ST
15	Anderson, D	16	6.3	11.6	2.4	4.9	2.3	3.4	1.3	1.6	0.4	1.1
21	Hale, R	16	4.8	12.3	1.6	4.8	4.1	5.2	1.3	2.4	0.6	0.6
10	Arrington, D	16	3.3	9.3	0.9	2.7	1.7	2.3	6.1	3.5	0.1	1.5
51	Simmons, O	16	2.7	6.4	0.3	1.1	1.4	1.8	0.7	1.4	0.6	0.6
04	Dixon, A	16	1.1	3.4	0.4	1.4	1.6	1.9	1.1	1.2	0.1	0.3
05	Crawford, A	5	1.4	5.0	0.6	2.4	0.0	0.8	1.2	0.0	0.2	0.2
11	Tucker, R	16	1.1	2.7	0.0	0.0	0.4	0.9	0.1	0.9	0.1	0.3
34	Dixon, N	16	0.9	2.1	0.0	0.6	1.3	0.0	0.7	0.1	0.1	0.1
42	Mott, J	16	0.6	1.8	0.0	0.0	0.6	1.1	0.3	0.9	0.3	0.2
50	Anderson, D	16	0.6	1.8	0.0	0.0	0.3	0.4	0.2	0.3	1.0	0.1
12	Chlebek, M	16	0.4	1.6	0.3	1.0	0.1	0.1	0.7	1.1	0.0	0.0
32	Mathis, E	12	0.3	1.3	0.2	0.8	0.3	0.4	0.0	0.5	0.0	0.1
<b>FSU</b>		<b>16</b>	<b>22.6</b>	<b>55.6</b>	<b>6.2</b>	<b>17.2</b>	<b>13.4</b>	<b>18.6</b>	<b>12.0</b>	<b>15.1</b>	<b>3.3</b>	<b>4.9</b>
<b>Opponents</b>		<b>16</b>	<b>26.9</b>	<b>58.9</b>	<b>6.8</b>	<b>16.1</b>	<b>12.3</b>	<b>18.0</b>	<b>15.3</b>	<b>11.1</b>	<b>5.2</b>	<b>8.4</b>

### Individual Superlatives (Opponents' Individual Highs in [])

<b>Points Total:</b>	[33 By Two Players]
	37 Hale at Wake Forest (1/4)
	28 Damous Anderson at Clemson (2/12)
	26 Damous Anderson vs. Georgia Tech (2/21)
	Hale at Virginia (1/26)
<b>FG Made:</b>	[13, Will Solomon, Clemson, (2/12)]
	11 Damous Anderson vs. Georgia Tech (2/21)
	Hale at Wake Forest, (1/4)
	10 Damous Anderson at Clemson (2/12)
	Hale at Virginia (1/26)
	Damous Anderson vs. Jacksonville (11/27)
<b>FG Attempted:</b>	[24, Dan Langhi, Vanderbilt (12/22)]
	22 Hale vs. Temple (11/29)
	20 Hale at South Florida (1/8)
	19 Damous Anderson at Clemson (2/12)
<b>FG % (Min 5 FGM):</b>	[1.000, 7-7, Brendan Haywood, UNC (2/23)]
	1.000 Oliver Simmons, 7-7, vs. The Citadel (12/30)
	.833 Damous Anderson, 10-12, vs. Jacksonville (11/27)
	.778 Simmons, 7-9, vs. Duke (1/16)
<b>3-Pt. FG Made:</b>	[9, Tony Akins, Georgia Tech, (2/21)]
	5 Hale vs. Temple (11/29)
	4 Dam. Anderson at UNC, GT, Clem. & vs. UNC
	Hale at Wake Forest (1/4)
<b>3-Pt. FG Att.:</b>	[15, Robert O'Kelley, Wake Forest (2/5)]
	10 Hale vs. Temple (11/29)
	9 Hale at Clemson (2/12)
	Damous Anderson vs. Maryland (1/29)
<b>3-Pt. FG % (Min. 3 Made):</b>	[1.000, Nate James, Duke, 4-4 (2/16)]
	.800 Damous Anderson, 4-5, at North Carolina (1/22)
	Hale, 4-5, at Wake Forest (1/4)
	.750 Arrington, 3-4, vs. NC State (3/5)
	Damous Anderson, 3-4 Three Times
<b>FREE THROWS</b>	
<b>FT Made:</b>	[12, Monty Mack, UMass (12/18)]
	12 Hale at Florida (11/19)
	11 Hale at Wake Forest (1/4)
	9 Hale at Auburn (12/5)
<b>FT Attempted:</b>	[12 By Two Players]
	17 Hale at Florida (11/19)
	12 Hale at Wake Forest (1/8)
	10 Hale Three Times

<b>FT % (Min. 5 Made):</b>	[1.000, Monty Mack, 12-12, UMass (12/18)]
	1.000 Hale, 9-9, at Auburn (12/5)
	A. Dixon, 8-8, vs. Virginia (2/28)
	.917 Hale, 11-12, at Wake Forest (1/4)
	.889 A. Dixon, 8-9, vs. Vanderbilt (12/22)

### REBOUNDS

<b>Off. Reb.:</b>	[9, Darrell Neal, Norfolk State (11/23)]
	6 Damous Anderson vs. Maryland (3/10)
	5 Hale vs. Temple (11/29)
	4 12 Times
<b>Def. Reb.:</b>	[10, Jason Collier, Georgia Tech (1/19)]
	10 Simmons at NC State (2/2)
	9 Hale vs. Jacksonville (11/27)
	8 Arrington Two Times
<b>Total Reb.:</b>	[16, Darrell Neal, Norfolk State (11/23)]
	11 Hale vs. Jacksonville (11/27)
	10 Simmons vs. Seton Hall (12/11)

### Others

<b>Assists:</b>	[10, Steve Blake, Maryland, (3/1)]
	12 Arrington at Northwestern (12/1)
	10 Arrington at Maryland (3/1)
	Arrington vs. North Carolina (2/23)
	Arrington vs. Georgia Tech (2/21)
	Arrington at Georgia Tech (1/19)
<b>Blocked Shots:</b>	[8, Kevin Lyde, Temple (11/29)]
	6 David Anderson vs. Duke (1/16)
	4 David Anderson vs. Norfolk State (11/23)
<b>Steals:</b>	[5, By Three Players]
	5 Arrington at North Carolina (1/22)
	4 Simmons vs. Georgia Tech (3/9)
	Arrington vs. Norfolk State (11/23)
<b>Turnovers:</b>	[7, By Two Players]
	14 Arrington at Auburn (12/5)
	9 Arrington vs. Georgia Tech (3/9)
	8 Arrington at Duke (2/16)
	7 Arrington at Florida (11/19)
	6 Damous Anderson at Florida (11/19)

# '99-'00 Statistics

## 1999-00 Florida State Basketball Accolades

### IN DOUBLE FIGURES

#### Points - Season (Career)

Hale 22 (54), Damous Anderson 21 (39), Arrington 9 (19), Antwuan Dixon 6 (6), Crawford 4 (25), Simmons 5 (12), Mathis 2 (3), David Anderson 1 (1), Matt Chlebek 1 (1), Nigel Dixon 1 (1)

#### Rebounds - Season (Career)

Hale 1 (4), Simmons 2 (2)

#### Double-Doubles - Season (Career)

Arrington 3 (4), Hale 1 (4)

### GAMES AS LEADING

#### Scorer

Hale.....	13
Damous Anderson.....	9
Arrington.....	4
Simmons.....	2
Crawford.....	1
Antwuan Dixon.....	1
Nigel Dixon.....	1
Chlebek.....	1

#### Rebounder

Hale.....	7
Simmons.....	6
David Anderson.....	5
Arrington.....	4
Antwuan Dixon.....	4
Damous Anderson.....	5
Nigel Dixon.....	3
Mott.....	2
Mathis.....	1

### MISCELLANEOUS STATS

#### Charges Taken - 24

Arrington 16, Simmons 3, Mathis 2, Hale 1, Matt 1, Mathis 1

#### Dunks - 44

Damous Anderson 16, Hale 12, Simmons 6, Tucker 5, Antwuan Dixon 4, David Anderson 1


### STARTING LINEUPS

Arrington, Hale, Dam, Anderson, Simmons, Mott.....	4-4
Arrington, Hale, A. Dixon, Dam, Anderson, Dav. Anderson.....	1-0
Arrington, Crawford, A. Dixon, Dam, Anderson, Dav. Anderson.....	0-1
Arrington, Crawford, Hale, Simmons, Dav. Anderson.....	1-2
Arrington, Crawford, A. Dixon, Simmons, Dav. Anderson.....	1-0
Arrington, Hale, A. Dixon, Simmons, Dav. Anderson.....	1-1
Arrington, Hale, A. Dixon, Simmons, Mott.....	2-0
Arrington, A. Dixon, Dam, Anderson, Simmons, Mott.....	0-2

### FSU'S RECORD WHEN

At Home.....	8-6
On the Road.....	3-9
Neutral Sites.....	1-2
vs. ACC.....	6-10
Home ACC.....	4-4
Road ACC.....	2-6
Non-Conference.....	5-6
After a Win.....	3-9
After a Loss.....	9-7
Shooting Greater Than 50 Percent.....	4-0
Shooting Less Than 50 Percent.....	8-17
Opponent Shooting Greater Than 50 Percent.....	1-5
Opponent Shooting Less Than 50 Percent.....	11-12
Outrebound Opponent.....	7-9
Outrebounded.....	5-7
Scoring Greater Than 80 Points.....	2-1
Holding Opponents To Less Than 70 Points.....	10-6
Margin 1-5 points.....	6-4
Margin 6-10 Points.....	3-2
Margin 11-15 Points.....	1-3
Margin 16+ Points.....	2-8
Vs. AP Top 10.....	0-5
Vs. AP Top 25.....	1-8
Final AP Top 25.....	0-7
Final USA Top 25.....	0-8
Longest Winning Streak.....	3
Longest Losing Streak.....	3 (2)
Leading At Halftime.....	8-1
Trailing At Halftime.....	4-16
Tied At Halftime.....	0-0

(continued on page 146)



Ron Hale was a two-time All-ACC third team selection.

## 1999-00 Honors



### Damous Anderson

Atlantic Coast Conference Play of the Week  
(January 25)  
All-Atlantic Coast Conference (Third Team)  
NABC All-District 6 (Second Team)



### Ron Hale

All-Atlantic Coast Conference (Third Team)  
NABC All-District 6 (First Team)

## '99-'00 Statistics

### 1999-00 Florida State Basketball Accolades

#### FSU'S RECORD WHEN *(continued from page 145)*

In Overtime .....	0-0
Day Games .....	4-8
Night Games .....	8-9
White Uniforms .....	9-7
Garnet Uniforms .....	3-10
On Television .....	10-15
ABC .....	1-0
ESPN .....	1-3
ESPN2 .....	1-0
R/JP .....	1-6
Sunshine .....	3-3
Regional Sports Network .....	3-2
Leading With 5 Minutes Left .....	8-1

November .....	2-2
December .....	3-3
January .....	3-5
February .....	3-4
March .....	1-3
Sunday .....	0-3
Monday .....	1-1
Tuesday .....	2-0
Wednesday .....	3-6
Thursday .....	2-0
Friday .....	0-2
Saturday .....	4-5

### 1999-00 Florida State Basketball Team Awards



**HUGH DURHAM MOST VALUABLE  
PLAYER AWARD**  
Damous Anderson, Ron Hale



**BOB SURA  
LEADING  
SCORER AWARD**  
Ron Hale



**MOST  
IMPROVED  
PLAYER AWARD**  
Antwan Dixon



**DAVE COWENS  
REBOUNTING  
AWARD**  
Oliver Simmons



**OTTO PETTY  
ASSIST AWARD**  
Delvon Arrington



**CHARLIE WARD  
DEFENSIVE  
AWARD**  
Delvon Arrington



**FREE THROW  
PERCENTAGE  
AWARD**  
Ron Hale



**ACADEMIC  
AWARD**  
Oliver Simmons



**IRON MAN  
AWARD**  
Delvon Arrington



**TOP  
CONDITIONED  
ATHLETE**  
Antwan Dixon



**MR. WALK-ON  
AWARD**  
Marcell Haywood



**CAPTAINS AWARD**  
Damous Anderson, Ron Hale, Justin Mott, Oliver Simmons

## '99-'00 Statistics

### 1999-00 Florida State Departing Lettermen



**Damous Anderson**  
**6-7, 220, Senior, Forward**  
**Greenville, SC (Metro Atlanta College)**

Two-year starter at Florida State after transferring into the program from Metro Atlanta College ... earned third team All-Atlantic Coast Conference honors as a senior ... ranked among the league's leaders in four categories (scoring, field goal percentage, three-point percentage and three-pointers per game) ... ranked second on the team and 11th in the conference in scoring at 15.2 points per game ... hit 50.8 percent of his field goals (152-of-299) and 43.0 percent from beyond the arc (52-of-121) ... averaged 1.9 three-pointers per game ... led FSU in scoring in ACC games at a 17.3 clip and ranked fifth in the league ... hit 54.3 percent from the floor (101-of-186) and 48.7 percent from three-point range (38-of-78) in conference contests ... earned ACC Player-of-the-Week honors on Jan. 25 after pouring in 24 points in a loss at Georgia Tech then 25 in a win at Final Four participant North Carolina ... averaged 11.9 points and 5.1 rebounds as a junior ... became eligible on Dec. 20 after transferring to FSU ... best game was a 23-point, nine-rebound effort at top-ranked Duke ... ranked second in the ACC and fifth nationally in field goal percentage, hitting 60.5 percent (115-of-190) ... came off the bench in his first 13 game but started the final 10 ... averaged 13.5 points and 5.7 rebounds as a starter ... played one season at Metro Atlanta, averaging 21.7 points and 11.7 rebounds ... originally signed with South Carolina and spent one semester there before returning home after his mother passed away.

### 1999-00 Season and Career Highs

	Season	Career
Points	28 at Clemson, 2/12	Same
Rebounds	8, Two Times	9, Two Times
Field Goals	11 vs. Georgia Tech, 2/21	Same
Field Goal Attempts	19 at Clemson, 2/12	Same
Three-Point FGs	4, Four Times	Same
Three-Point		
FG Attempts	9 vs. Maryland, 1/29	Same
Free Throws	5, Two Times	5, Four Times
Free Throw Attempts	9 at Virginia, 1/26	Same
Assists	4 at Virginia, 1/26	Same
Steals	2, 11 Times	4, vs. NC State, 1/23/99
Blocked Shots	3 at Auburn, 12/5	Same
Turnovers	6 at Florida, 11/19	Same
Minutes	37, Two Times	38, Three Times
Double-Doubles	—	—
Double Figure	—	—
Scoring Games	21	39

Season	G/GS	Min-Avg.	FGM-A	Pct	3FGM-A	Pct	FTM-A	Pct	O-D-Reb-Avg.	PF-DQ	AST	TO	BS	ST	Pts-Avg.
1998-99	23-10	678-29.5	115-190	.605	2-10	.200	41-61	.672	47-70-117-5.1	63-3	22	29	8	32	273-11.9
1999-00	27-21	821-30.4	152-299	.508	52-121	.430	54-81	.667	57-62-119-4.4	47-0	35	43	15	31	410-15.2
<b>Career</b>	<b>50-31</b>	<b>1499-30.0</b>	<b>267-489</b>	<b>.546</b>	<b>54-131</b>	<b>.412</b>	<b>95-142</b>	<b>.669</b>	<b>104-132-236-4.7</b>	<b>110-3</b>	<b>57</b>	<b>72</b>	<b>23</b>	<b>63</b>	<b>683-13.7</b>

### Damous Anderson 1998-99 Game-by-Game

Opponent	G/S	FG-A	3FG-A	FTA	O-D-Trch	PF	Asst	TO	Bk	St	Min	TP
S. Houston					DNP							
Florida					DNP							
Idaho					DNP							
UVA					DNP							
Auburn					DNP							
Temple					DNP							
JU					DNP							
GSU	1/0	2-4	0-0	0-0	2-4-6	4	0	1	1	1	18	4
Butler	2/0	5-6	0-1	3-5	2-2-4	3	2	1	0	1	22	13
Princeton	3/0	3-4	0-0	1-3	1-3-4	2	0	1	0	0	30	7
Miss. St.	4/0	4-5	0-0	2-2	1-1-2	0	0	1	0	1	27	10
Murray St.	5/0	4-8	0-0	3-3	0-2-2	1	1	2	2	3	28	11
UNC	6/0	2-5	0-0	0-0	2-1-3	2	0	1	1	1	29	4
Ga. Tech	7/0	5-7	0-0	5-7	3-4-7	4	1	2	0	2	30	15
Clemson	8/0	0-2	0-0	0-0	1-1-2	0	0	0	1	0	10	0
Duke	9/0	10-14	0-1	3-6	5-4-9	4	1	3	1	2	27	23
Wake	10/0	3-4	0-1	5-6	0-6-6	1	0	0	0	3	30	11
NC State	11/0	7-10	1-1	4-4	3-1-4	5	1	1	0	4	32	19
Maryland	12/0	5-7	0-1	1-2	3-2-5	4	2	0	0	1	31	11
UVA	13/0	4-10	0-0	2-2	5-1-6	3	0	0	0	1	31	10
USF	14/1	5-7	0-0	0-0	1-7-8	2	1	1	0	1	36	10
UNC	15/2	4-10	0-0	2-2	2-0-2	2	2	3	0	2	32	10
Ga. Tech	16/3	8-11	0-0	1-2	2-4-6	5	3	2	0	2	31	17
Clemson	17/4	6-14	0-1	1-3	3-1-4	3	0	1	0	0	32	13
Duke	18/5	8-10	0-1	0-2	2-3-5	2	1	1	1	1	27	16
Wake	19/6	5-8	0-0	0-0	2-4-6	3	2	2	0	0	33	10
NC State	20/7	4-5	0-0	0-0	1-5-6	5	1	0	0	1	28	8
Maryland	21/8	8-18	0-1	3-6	4-5-9	1	0	2	0	2	38	19
Clemson	22/9	7-11	1-1	3-4	1-5-6	5	3	1	1	1	38	18
Maryland	23/10	6-10	0-1	2-2	1-4-5	2	1	3	0	2	38	14

### Damous Anderson 1999-00 Game-by-Game

Opponent	G/S	FG-A	3FG-A	FTA	O-D-Trch	PF	Asst	TO	Bk	St	Min	TP
at Florida	1-1	4-10	2-4	3-4	3-3-6	2	2	6	0	2	35	13
Norfolk State	2-2	5-9	0-1	3-4	4-4-8	2	2	0	0	1	25	13
Jacksonville	3-3	10-12	3-4	0-0	3-2-5	3	2	0	0	2	22	23
Temple	4-4	5-16	1-6	2-2	3-5-8	2	2	2	2	1	37	13
at Northwestern	5-5	5-9	0-1	2-4	1-2-3	2	1	1	1	2	34	11
at Auburn	6-6	4-7	2-3	2-2	1-5-6	1	1	2	3	0	35	12
Seton Hall					Did Not Play — Sprained Ankle							
vs. UMass	7-6	4-9	1-3	1-2	1-4-5	4	1	1	1	1	20	10
Vanderbilt	8-6	3-6	0-3	0-1	2-5-7	2	0	1	0	0	26	6
The Citadel					Did Not Play — Suspended							
at Wake Forest	9-6	1-4	0-1	1-2	1-0-1	2	0	0	0	0	22	3
at South Florida	10-6	5-13	3-8	2-3	1-2-3	4	0	1	1	0	30	15
Clemson	11-7	6-13	2-7	4-4	2-2-4	3	0	2	2	0	33	18
Duke	12-8	5-10	2-4	2-3	1-1-2	1	0	4	0	1	30	14
at Georgia Tech	13-9	9-12	4-6	2-2	1-2-3	0	1	0	0	2	34	24
at North Carolina	14-10	9-15	4-5	3-5	1-1-2	0	3	1	1	2	36	25
at Virginia	15-11	7-12	1-3	4-9	1-2-3	1	4	2	0	1	33	19
Maryland	16-12	4-14	2-9	2-3	2-1-3	2	3	1	1	0	37	12
at NC State	17-13	5-7	3-4	0-0	1-1-2	3	1	3	0	1	23	13
Wake Forest	18-14	6-12	2-7	5-6	2-2-4	1	1	2	1	0	34	19
at Clemson	19-15	10-19	4-8	4-6	2-0-2	1	1	1	0	2	36	28
at Duke	20-16	2-5	1-2	0-0	0-2-2	2	1	2	0	1	23	5
Georgia Tech	21-16	11-17	3-5	1-1	2-2-4	1	2	1	1	2	28	26
North Carolina	22-17	7-10	4-6	0-0	2-3-5	2	0	1	0	2	31	18
Virginia	23-17	8-14	3-4	5-8	4-2-6	1	3	4	0	1	33	24
at Maryland	24-18	8-11	2-4	4-6	3-3-6	2	0	1	0	1	30	22
NC State	25-19	3-11	1-3	0-0	3-2-5	1	1	1	1	2	33	7
vs. Georgia Tech	26-20	2-9	1-3	3-4	4-3-7	0	1	0	0	2	31	8
vs. Maryland	27-21	4-13	1-7	0-0	6-1-7	2	2	3	0	2	30	9

## '99-'00 Statistics

### 1999-00 Florida State Departing Lettermen



**Matt Chlebek**  
**6-0, 175, Junior, Guard**  
**Naples, FL (Barron Collier High School)**

Former walk-on who earned a scholarship for the 1999-2000 season ... decided to give up basketball after last season ... was Florida State's back-up point guard most of the last three seasons ... saw his most extensive action as a junior when he appeared in 26 of 30 games and averaged 6.3 minutes of playing time per contest ... had the best game of his career in the season-ending loss to Maryland ... posted career-highs with 11 points, five rebounds and five assists in 24 minutes ... hit 4-of-11 from the floor and 3-of-8 from three-point range, all career-bests ... scored seven points in 11 minutes against The Citadel ... played 20 minutes at No. 3 Duke and scored six points with four assists ... appeared in 17 games as a sophomore, averaging 2.6 minutes of playing time per game ... finished his freshman season as Kerry Thompson's back-up at point guard ... played in 17 games and appeared in both of Florida State's NCAA Tournament games that year.

### 1999-00 Season and Career Highs

	Season	Career
Points	11 vs. Maryland, 3/10	Same
Rebounds	5 vs. Maryland, 3/10	Same
Field Goals	4 vs. Maryland, 3/10	Same
Field Goal Attempts	11 vs. Maryland, 3/10	Same
Three-Point FGs	3 vs. Maryland, 3/10	Same
Three-Point FG Attempts	8 vs. Maryland, 3/10	Same
Free Throws	4 vs. The Citadel, 12/30	6 vs. Jacksonville, 12/6/97
Free Throw Attempts	4 vs. The Citadel, 12/30	6 vs. Jacksonville, 12/6/97
Assists	5 vs. Maryland, 3/10	Same
Steals	2 at Florida, 11/19	Same
Blocked Shots	—	—
Turnovers	4, Three Times	Same
Minutes	24 vs. Maryland, 3/10	Same
Double-Doubles	—	—
Double Figure Scoring Games	1	1

Season	G/GS	Min-Avg.	FGM-A	Pct	3FGM-A	Pct	FTM-A	Pct	O-D-Reb-Avg.	PF-DQ	AST	TO	BS	ST	Pts-Avg.
1997-98	17-0	66-3.9	5-15	.333	3-8	.375	6-7	.857	1-6-7-0.4	4-0	6	9	0	0	19-1.1
1998-99	17-0	45-2.6	3-10	.300	3-5	.600	0-3	.000	1-1-2-0.1	5-0	8	6	0	1	9-0.5
1999-00	26-0	163-6.3	14-48	.292	9-32	.281	5-6	.833	3-17-20-0.8	15-0	21	28	0	2	42-1.6
<b>Career</b>	<b>60-0</b>	<b>274-4.2</b>	<b>22-73</b>	<b>.301</b>	<b>15-45</b>	<b>.333</b>	<b>11-16</b>	<b>.688</b>	<b>5-24-29-0.5</b>	<b>24-0</b>	<b>35</b>	<b>43</b>	<b>0</b>	<b>3</b>	<b>70-1.2</b>

### Matt Chlebek 1998-99 Game-by-Game

Opponent	G/S	FG-A	3FG-A	FT-A	O-D-TRcb	PF	Asst	TO	BK	Stl	Min	TP
S. Houston	1/0	0-2	0-0	0-0	0-0-0	0	2	1	0	1	5	0
Florida					DNP							
Idaho	2/0	0-0	0-0	0-2	0-0-0	0	0	0	0	0	1	0
UVA					DNP							
Auburn					DNP							
Temple	3/0	1-1	1-1	0-0	0-0-0	1	1	0	0	0	1	3
JU	4/0	0-0	0-0	0-0	0-1-1	0	0	0	0	0	6	0
GSU	5/0	1-3	1-2	0-1	1-0-1	2	1	2	0	0	12	3
Butler	6/0	0-1	0-0	0-0	0-0-0	1	1	1	0	0	8	0
Princeton	7/0	0-0	0-0	0-0	0-0-0	0	0	0	0	0	0	0
Miss. St.					DNP							
Murray St.					DNP							
UNC					DNP							
Ga. Tech					DNP							
Clemson					DNP							
Duke					DNP							
Wake					DNP							
NC State					DNP							
Maryland					DNP							
UVA	8/0	0-0	0-0	0-0	0-0-0	1	0	0	0	0	1	0
USF	9/0	0-0	0-0	0-0	0-0-0	0	0	0	0	0	0	0
UNC					DNP							
Ga. Tech	10/0	1-1	1-1	0-0	0-0-0	0	0	0	0	0	3	3
Clemson	11/0	0-1	0-1	0-0	0-0-0	0	0	0	0	0	1	0
Duke	12/0	0-0	0-0	0-0	0-0-0	0	0	0	0	0	1	0
Wake	13/0	0-0	0-0	0-0	0-0-0	0	0	0	0	0	1	0
NC State	14/0	0-1	0-0	0-0	0-0-0	0	0	0	0	0	1	0
Maryland	15/0	0-0	0-0	0-0	0-0-0	0	1	2	0	0	2	0
Clemson	16/0	0-0	0-0	0-0	0-0-0	0	0	0	0	0	1	0
Maryland	17/0	0-0	0-0	0-0	0-0-0	0	2	0	0	0	1	0

### Matt Chlebek 1999-00 Game-by-Game

Opponent	G/S	FG-A	3FG-A	FT-A	O-D-TRcb	PF	Asst	TO	BK	Stl	Min	TP
at Florida	1-0	1-3	1-2	0-0	1-0-1	2	0	2	0	2	7	3
Norfolk State	2-0	1-2	0-0	0-0	0-2-2	3	2	4	0	0	11	2
Jacksonville	3-0	0-1	0-1	0-0	0-1-1	0	0	0	0	0	8	0
Temple					Did Not Play							
at Northwestern	4-0	0-0	0-0	0-0	0-0-0	0	0	0	0	0	2	0
at Auburn					Did Not Play							
Seton Hall	5-0	0-0	0-0	0-0	0-0-0	0	0	0	0	0	0	0
vs. UMass					Did Not Play							
Vanderbilt	6-0	0-1	0-1	0-0	0-0-0	1	0	0	0	0	8	0
The Citadel	7-0	1-2	1-2	4-4	0-2-2	0	2	1	0	0	11	7
at Wake Forest	8-0	0-1	0-1	0-0	0-0-0	0	0	2	0	0	3	0
at South Florida	9-0	0-1	0-1	0-0	0-0-0	0	0	0	0	0	1	0
Clemson	10-0	1-2	1-2	0-0	0-1-1	0	0	0	0	0	6	3
Duke	11-0	0-0	0-0	0-0	0-0-0	0	0	0	0	0	1	0
at Georgia Tech	12-0	0-0	0-0	0-0	0-0-0	2	3	1	0	0	7	0
at North Carolina	13-0	0-2	0-2	0-0	0-0-0	0	1	0	0	0	6	0
at Virginia	14-0	2-3	2-3	0-0	0-0-0	1	0	1	0	0	4	6
Maryland	15-0	0-1	0-1	0-0	0-0-0	0	0	4	0	0	2	0
at NC State	16-0	0-0	0-0	0-0	0-0-0	0	0	0	0	0	1	0
Wake Forest	17-0	1-2	1-1	0-0	0-0-0	2	0	0	0	0	5	3
at Clemson	18-0	0-0	0-0	0-0	0-1-1	0	1	2	0	0	5	0
at Duke	19-0	3-10	0-3	0-0	0-1-1	0	4	2	0	0	20	6
Georgia Tech	20-0	0-3	0-1	0-0	0-2-2	0	1	0	0	0	9	0
North Carolina	21-0	0-1	0-1	0-0	0-1-1	1	0	0	0	0	4	0
Virginia	22-0	0-0	0-0	0-0	0-0-0	1	0	1	0	0	3	0
at Maryland	23-0	0-1	0-1	1-2	0-2-2	0	1	1	0	0	8	1
NC State	24-0	0-0	0-0	0-0	0-0-0	0	0	3	0	0	4	0
vs. Georgia Tech	25-0	0-1	0-1	0-0	0-1-1	0	1	0	0	0	3	0
vs. Maryland	26-0	4-11	3-8	0-0	2-3-5	2	5	4	0	0	24	11



# '99-'00 Statistics

## 1999-00 Florida State Departing Lettermen



**Ron Hale**  
**6-9, 210, Senior, Guard/Forward**  
**Largo, FL (Largo High School)**

Two-time third team All-Atlantic Coast Conference performer (junior and senior seasons) ... Florida State's leading scorer his final two years ... finished his career ranked 19th on FSU's all-time scoring list with 1,236 points ... also ranks third on the program's games played list (120), seventh in three-pointers made (111), fifth in three-pointers attempted (339) and 26th in rebounds (498) ... spent most of his senior season playing shooting guard after spending his first three seasons at forward ... averaged 15.6 points and 4.8 rebounds in his final year ... ranked seventh in the ACC in scoring ... had one of the great games in school history with 37 points to carry FSU to a win at Wake Forest in the ACC season-opener ... hit 11-of-18 from the floor, 4-of-5 from three-point range and 11-of-12 from the line ... 37-point game was a career-high, the school's top performance in an ACC game, the sixth most points scored in any game and tied a Joel Coliseum record ... named team MVP by the coaching staff after his junior year when he averaged 16.0 points and 5.6 rebounds ... scored a season-high 31 in a win over No. 25 Clemson ... sixth-man on Florida State's NCAA Tournament team as a sophomore ... used the postseason as a sign of things to come by averaging 14.5 points and 4.5 rebounds in two games in the NAAs ... hit 11-of-15 from the field and 3-of-5 from three-point range ... played in 30 games and started four as a freshman.

### 1999-00 Season and Career Highs

	Season	Career
Points	37 at Wake Forest, 1/4	Same
Rebounds	11 vs. Jacksonville, 11/27	11, Two Times
Field Goals	11 at Wake Forest, 1/4	Same
Field Goal Attempts	22 vs. Temple, 11/29	Same
Three-Point FGs	5 vs. Temple, 11/29	Same
Three-Point FG Attempts	10 vs. Temple, 11/29	Same
Free Throws	12 at Florida, 11/19	Same
Free Throw Attempts	17 at Florida, 11/19	Same
Assists	4 at Clemson, 2/12	4, Two Times
Steals	3 at Wake Forest, 1/4	3, Three Times
Blocked Shots	3, Two Times	4, Two Times
Turnovers	5, Four Times	7 vs. Wake Forest, 1/20/99
Minutes	37, Two Times	45 vs. Georgia Tech, 2/11/99
Double-Doubles	1	4
Double Figure Scoring Games	22	54

Season	G/GS	Min-Avg.	FGM-A	Pct	3FGM-A	Pct	FTM-A	Pct	O-D-Reb-Avg.	PF-DO	AST	TO	BS	ST	Pts-Avg.
1996-97	30-10	417-13.9	47-110	.427	9-38	.237	27-40	.675	26-43-69-2.3	35-0	14	25	10	9	130-4.3
1997-98	32-4	569-17.8	70-147	.476	20-61	.328	27-44	.614	46-81-127-4.0	75-1	35	40	16	15	187-5.8
1998-99	30-30	914-30.5	167-351	.476	39-119	.328	108-135	.800	59-109-168-5.6	92-4	41	57	27	34	481-16.0
1999-00	28-25	864-30.9	139-348	.399	43-121	.355	117-155	.755	38-96-134-4.8	58-1	33	68	24	22	438-15.6
<b>Career</b>	<b>120-69</b>	<b>2,764-23.0</b>	<b>423-956</b>	<b>.443</b>	<b>111-339</b>	<b>.327</b>	<b>279-374</b>	<b>.746</b>	<b>169-329-498-4.2</b>	<b>260-8</b>	<b>123</b>	<b>190</b>	<b>77</b>	<b>80</b>	<b>1,236-10.3</b>

### Ron Hale 1996-97 Game-by-Game

Opponent	G/S	FG-A	3FG-A	FTA	O-D-Reb	PF	AST	TO	BLK	SU	Min	TP
USL	1/0	2-5	0-2	0-0	0-3-3	3	2	1	1	1	17	4
Rice	2/0	1-3	0-1	0-0	1-0-1	1	0	0	0	0	10	2
Florida Atlantic	3/0	4-5	0-0	0-0	1-0-1	2	1	1	0	0	18	8
Duke	4/0	0-1	0-1	0-0	0-1-1	2	0	2	0	0	16	0
Jacksonville	5/0	5-7	2-2	5-6	3-3-6	2	0	5	0	2	26	17
Tennessee State	6/0	4-5	0-1	0-0	2-7-9	0	0	0	2	0	19	8
Florida	7/0	0-0	0-0	0-0	0-0-0	0	0	0	0	0	2	0
Marist	8/0	4-5	1-2	0-0	0-3-3	0	1	0	1	1	21	9
Butler	9/0	0-2	0-2	1-2	0-1-1	0	0	1	1	0	9	1
N.C. State	10/0	1-1	1-1	0-0	0-1-1	0	0	1	0	0	8	3
Virginia					DNP							
Clemson	11/0	0-1	0-1	0-0	0-0-0	0	0	0	0	0	1	0
Georgia Tech	12/0	0-1	0-0	1-2	2-0-2	2	0	0	0	0	5	1
Seton Hall	13/1	4-8	0-0	2-2	3-4-7	1	1	0	0	1	24	10
North Carolina	14/2	1-2	0-1	1-2	1-4-5	2	1	1	1	0	17	3
Wake Forest	15/3	2-9	1-5	0-0	0-3-3	1	0	0	0	0	16	5
Maryland	16/4	3-7	1-2	10-15	2-2-4	3	1	4	1	1	25	17
Virginia	17/5	0-3	0-2	0-0	0-1-1	1	0	1	1	0	15	0
North Carolina	18/6	0-2	0-0	0-0	0-1-1	1	2	1	0	0	9	0
Georgia Tech	19/7	2-7	1-3	0-0	1-0-1	3	0	0	0	1	19	5
Maryland	20/8	3-10	1-5	0-0	1-2-3	4	2	2	0	0	27	7
Duke	21/9	3-6	0-1	2-2	2-1-3	4	2	1	0	0	30	8
Alabama State	22/10	3-6	0-0	1-2	2-1-3	1	0	0	2	0	23	7
Clemson	23/10	2-2	0-0	0-2	1-1-2	1	0	0	0	0	11	4
N.C. State	24/10	2-7	1-4	2-2	3-2-5	0	0	1	0	1	23	7
Wake Forest					DNP							
Wake Forest	25/10	0-0	0-0	0-0	0-0-0	0	0	0	0	0	1	0
Syracuse	26/10	0-0	0-0	0-0	0-0-0	0	0	0	0	0	1	0
Michigan State	27/10	0-1	0-0	2-2	0-1-1	0	0	1	0	0	7	2
West Virginia	28/10	1-1	0-0	0-0	0-0-0	1	1	1	0	0	6	2
Connecticut	29/10	0-1	0-1	0-0	0-1-1	0	0	1	0	0	8	0
Michigan	30/10	0-2	0-1	0-0	1-0-1	0	0	0	0	0	3	0

### Ron Hale 1997-98 Game-by-Game

Opponent	G/S	FG-A	3FG-A	FTA	O-D-Reb	PF	AST	TO	BLK	SU	Min	TP
Rice	1/0	3-7	2-5	0-2	1-4-5	1	1	1	1	0	26	8
Loyola	2/0	7-11	0-3	1-1	4-4-8	3	2	2	0	0	21	15
Utah St.	3/0	1-2	1-2	0-0	0-2-3	3	1	1	0	0	23	3
UConn	4/0	3-5	1-2	0-1	1-3-4	2	2	2	0	0	20	7
Kansas	5/0	2-4	0-2	0-0	1-2-3	3	3	1	2	0	14	4
FAU	6/0	4-4	1-1	1-2	4-5-9	0	1	3	1	0	15	10
JU	7/0	2-3	0-1	2-2	0-4-4	4	1	0	0	0	8	6
Florida	8/0	4-6	1-1	1-3	2-1-3	1	1	1	1	2	21	10
UNCA	9/0	2-7	0-3	1-1	3-5-8	1	1	1	3	0	13	5
UNC	10/0	2-6	0-3	2-2	2-2-4	1	0	1	0	1	17	6
Arizona	11/0	3-4	0-0	4-6	1-3-4	2	1	2	1	1	17	10
USL	12/0	2-5	1-1	0-0	1-3-4	3	0	1	0	0	14	5
DePaul	13/0	0-4	0-2	1-2	2-5-7	0	0	2	0	0	16	1
NC State	14/0	0-2	0-0	0-0	1-1-2	1	1	4	1	0	15	0
Maryland	15/0	1-2	0-1	0-0	0-0-0	4	3	2	1	0	14	2
Duke	16/0	2-4	0-0	2-2	0-1-1	3	2	1	0	1	16	6
Clemson	17/1	0-0	0-0	0-0	0-0-0	3	1	3	0	0	16	0
Ga. Tech	18/1	1-3	0-1	1-4	1-2-3	3	3	0	1	0	19	3
Wake	19/1	1-4	1-3	0-0	1-4-5	1	1	0	0	1	18	3
UNC	20/1	2-4	1-3	0-0	0-2-2	3	0	2	1	1	13	5
NC State	21/1	0-1	0-0	0-0	2-4-6	2	0	2	0	1	14	0
USP	22/2	1-4	0-1	2-3	2-0-2	3	4	1	0	1	16	4
UVA	23/2	1-4	0-2	0-0	3-1-4	0	0	1	0	1	18	2
Maryland	24/2	0-1	0-1	2-2	0-3-3	1	0	0	0	1	7	2
Duke	25/2	1-1	0-1	0-0	4-2-6	4	1	2	0	0	16	2
Clemson	26/3	3-9	0-3	2-3	3-2-5	3	1	2	1	0	30	8
Ga. Tech	27/4	2-6	2-4	1-2	2-2-4	4	2	1	0	1	27	7
Wake	28/4	3-7	3-5	0-0	1-4-5	2	0	0	0	0	24	9
UVA	29/4	4-5	2-3	0-0	0-2-2	1	1	0	1	3	24	10
NC State	30/4	2-4	1-2	0-0	1-3-1	5	1	0	0	0	25	5
TCU	31/4	5-7	1-2	4-6	3-3-6	4	2	0	0	0	21	15
Valpo	32/4	6-8	2-3	0-0	1-2-3	4	1	2	0	0	21	14

(continued on page 150)

## '99-'00 Statistics

### 1999-00 Florida State Departing Lettermen

(continued from page 149)


#### Ron Hale 1998-99 Game-by-Game

Opponent	G/S	FG-A	3FG-A	FTA	O-D-TReb	PF	Ast	TO	Bk	SU	Min	TP
S. Houston	1/1	6-8	1-2	6-7	2-4-6	4	0	3	0	1	22	19
Florida	2/2	2-10	0-4	3-4	3-2-5	5	2	1	0	1	27	7
Idaho	3/3	1-3	0-1	0-0	1-1-2	3	0	4	0	0	8	2
UVA	4/4	7-13	0-2	5-5	1-6-7	1	0	1	2	2	33	19
Auburn	5/5	5-8	2-4	1-2	3-3-6	5	1	2	1	0	25	13
Temple	6/6	6-12	1-2	6-6	4-3-7	3	0	3	2	2	31	19
JU	7/7	6-8	2-3	2-2	0-6-6	4	2	1	0	2	17	16
GSU	8/8	8-12	1-2	7-9	3-7-10	1	2	0	0	0	21	24
Butler	9/9	8-17	2-6	2-6	5-6-11	4	3	3	0	1	36	20
Princeton	10/10	3-6	2-3	2-2	0-5-5	1	4	1	1	2	38	10
Miss. St.	11/11	7-11	0-2	5-6	1-4-5	2	0	1	3	1	32	19
Murray St.	12/12	1-8	0-3	5-6	1-5-6	4	2	2	0	1	33	7
UNC	13/13	7-17	2-9	1-2	3-2-5	4	2	2	0	2	32	17
Ga. Tech	14/14	10-18	2-3	2-2	2-4-6	2	1	0	0	2	30	24
Clemson	15/15	10-14	3-4	8-10	1-4-5	1	0	1	3	1	36	31
Duke	16/16	3-10	0-2	0-0	2-1-3	3	1	0	0	1	31	6
Wake	17/17	7-12	2-6	5-6	2-5-7	2	3	7	3	1	34	21
NC State	18/18	8-21	1-7	8-8	7-3-10	2	2	1	0	0	38	25
Maryland	19/19	7-15	1-4	7-7	3-1-4	2	3	3	0	1	34	22
UVA	20/20	7-12	1-3	4-7	1-3-4	1	0	0	1	1	36	19
USF	21/21	7-13	2-3	0-0	0-6-6	2	1	3	1	0	32	16
UNC	22/22	8-15	1-6	2-2	0-0-0	4	1	0	2	1	25	19
Ga. Tech	23/23	7-16	1-4	9-9	0-5-5	5	2	1	3	0	45	24
Clemson	24/24	3-7	3-6	2-3	1-2-3	2	1	3	0	2	29	11
Duke	25/25	4-9	0-4	0-0	3-1-4	5	1	1	2	1	30	8
Wake	26/26	6-11	3-6	5-7	3-5-8	4	2	4	0	2	34	20
NC State	27/27	7-16	3-7	3-3	0-6-6	4	1	1	1	1	37	20
Maryland	28/28	3-12	0-2	1-2	5-3-8	5	0	2	1	3	27	7
Clemson	29/29	1-10	1-3	4-7	0-4-4	5	2	1	1	1	32	7
Maryland	30/30	2-6	2-6	3-5	2-2-4	2	2	5	0	1	29	9

#### Ron Hale 1999-00 Game-by-Game

Opponent	G/S	FG-A	3FG-A	FTA	O-D-TReb	PF	Ast	TO	Bk	SU	Min	TP
at Florida	1-1	6-14	0-1	12-17	3-6-9	3	1	4	3	1	32	24
Norfolk State	2-2	5-12	1-6	3-4	1-5-6	3	3	2	2	1	35	14
Jacksonville	3-3	6-13	2-2	7-9	2-9-11	1	2	2	3	2	32	21
Temple	4-4	7-22	5-10	2-3	5-3-8	3	3	2	0	0	33	21
at Northwestern	5-5	1-1	0-0	0-0	0-1-1	2	1	2	0	1	8	2
at Auburn	6-5	3-8	0-2	9-9	2-4-6	1	0	5	2	2	31	15
Seton Hall	7-6	3-15	1-3	6-7	2-2-4	2	0	0	1	1	33	13
vs. UMass	8-7	9-15	1-1	3-7	0-2-2	2	1	2	0	0	34	22
Vanderbilt	9-8	5-11	2-4	2-6	2-2-4	2	0	1	1	2	29	14
The Citadel	Did Not Play — Injured Knee											
at Wake Forest	10-9	11-18	4-5	11-12	1-1-2	0	1	1	0	3	34	37
at South Florida	11-10	7-20	2-8	1-2	1-6-7	1	1	3	0	2	37	17
Clemson	12-11	5-11	2-3	6-10	0-4-4	1	3	2	0	1	35	18
Duke	13-12	1-7	0-2	0-0	1-1-2	2	2	1	1	0	24	2
at Georgia Tech	14-13	5-11	0-3	1-1	1-6-7	3	1	4	1	1	31	11
at North Carolina	15-14	7-15	3-6	0-0	2-2-4	2	1	3	0	2	34	17
at Virginia	16-15	10-15	2-4	4-4	3-5-8	3	0	5	0	0	29	26
Maryland	17-16	6-16	2-4	7-10	0-1-1	4	0	2	1	0	31	21
at NC State	18-17	3-13	2-7	8-10	0-3-3	5	1	5	1	0	32	16
Wake Forest	19-18	3-9	2-7	7-8	1-2-3	1	3	0	0	1	37	15
at Clemson	20-19	1-12	0-9	4-4	0-3-3	2	4	3	0	0	34	6
at Duke	21-20	2-7	0-1	3-4	1-3-4	2	0	2	0	0	25	7
Georgia Tech	22-21	5-15	3-7	4-6	1-4-5	0	1	4	1	0	34	17
North Carolina	23-21	8-17	2-8	4-4	3-3-6	2	0	0	0	0	29	22
Virginia	24-22	4-10	1-3	6-8	1-5-6	2	1	1	2	1	35	15
at Maryland	25-22	6-13	2-4	1-2	2-1-3	2	1	1	0	0	27	15
NC State	26-23	0-7	0-4	0-0	1-3-4	2	1	5	2	0	32	0
vs. Georgia Tech	27-24	7-11	2-2	5-6	1-6-7	3	1	2	0	1	31	21
vs. Maryland	28-25	3-10	2-5	1-2	1-3-4	2	0	4	1	0	26	9

Ron Hale was one of the ACC's top players during his career which saw him compile some of the best statistics of any player in the history of the Seminole program.



# '99-'00 Statistics

## 1999-00 Florida State Departing Lettermen



**Emanuel Mathis**  
**6-3, 175, Sophomore, Guard**  
**Atlanta, GA (Holy Innocent School)**

Two-year letterman of the Florida State program ... played in 22 games as a sophomore, averaging 3.0 points and 1.0 rebounds in 6.0 minutes per game ... hit 21-of-59 from the floor (35.6 percent) and 9-of-36 from three-point range (25.0 percent) ... best game of his sophomore season was a

16-point effort in 24 minutes against The Citadel ... hit 4-of-6 from the floor and 2-of-4 from three-point range in that contest ... also made 6-of-9 from the line and grabbed five rebounds ... scored seven points on 2-of-3 shooting in nine minutes against Jacksonville ... had 10 points in nine minutes in the loss to Seton Hall ... hit 4-of-8 from the floor and 2-of-6 from three-point range ... had six points and two rebounds in six minutes at Clemson ... scored eight points in eight minutes in the ACC Tournament loss to Maryland ... played in 20 games as a freshman behind Terrell Baker and Adrian Crawford ... best game of his rookie campaign was an 11-point effort in 12 minutes against Georgia Southern ... also had eight points in the ACC Tournament loss to No. 5 Maryland ... averaged 1.6 points in 3.5 minutes of player time per contest ... made 9-of-30 from the field (30.0 percent) but 8-of-18 from three-point range (44.4 percent).

### 1999-00 Season and Career Highs

	Season	Career
Points	16 vs. The Citadel, 12/30	Same
Rebounds	5 vs. The Citadel, 12/30	Same
Field Goals	4, Two Times	4, Three Times
Field Goal Attempts	8 vs. Seton Hall, 12/11	10 vs. Georgia Southern, 12/20/98
Three-Point FGs	2, Three Times	3, Two Times
Three-Point		
FG Attempts	6 vs. Seton Hall, 12/11	7 vs. Georgia Southern, 12/20/98
Free Throws	6 vs. The Citadel, 12/30	Same
Free Throw Attempts	9 vs. The Citadel, 12/30	Same
Assists	2, Two Times	Same
Steals	1, Three Times	Same
Blocked Shots	1 vs. The Citadel, 12/30	Same
Turnovers	4 vs. Jacksonville, 11/27	Same
Minutes	24 vs. The Citadel, 12/30	Same
Double-Doubles	—	—
Double Figure	—	—
Scoring Games	2	3

Season	G/GS	Min-Avg.	FGM-A	Pct	3FGM-A	Pct	FTM-A	Pct	O-D-Reb-Avg.	PF-DQ	AST	TO	BS	ST	Pts-Avg.
1998-99	20-0	69-3.5	9-30	.300	8-18	.444	5-9	.556	3-7-10-0.5	16-0	4	4	0	0	31-1.6
1999-00	22-0	131-6.0	21-59	.356	9-36	.250	16-20	.800	8-13-21-1.0	17-0	7	15	1	3	67-3.0
<b>Career</b>	<b>42-0</b>	<b>200-4.8</b>	<b>30-89</b>	<b>.337</b>	<b>17-54</b>	<b>.315</b>	<b>21-29</b>	<b>.724</b>	<b>11-20-31-0.7</b>	<b>33-0</b>	<b>11</b>	<b>19</b>	<b>1</b>	<b>3</b>	<b>98-2.3</b>

### Emanuel Mathis 1998-99 Game-by-Game

Opponent	G/S	FG-A	3FG-A	FTA	O-D-TReb	PF	Asst	TO	Blk	Stl	Min	TP
S. Houston	1/0	3-5	3-4	0-0	0-2-2	2	1	1	0	0	5	9
Florida	2/0	0-2	0-2	0-0	0-1-1	1	0	2	0	0	3	0
Idaho	3/0	0-0	0-0	0-0	0-0-0	0	0	0	0	0	4	0
UVA					DNP							
Auburn	4/0	0-0	0-0	0-0	0-0-0	0	0	0	0	0	1	0
Temple	5/0	0-2	0-1	0-0	1-0-1	2	0	0	0	0	5	0
JU	6/0	0-0	0-0	0-0	0-0-0	1	0	1	0	0	2	0
GSU	7/0	4-10	3-7	0-0	0-1-1	0	0	0	0	0	12	11
Butler	8/0	0-0	0-0	0-0	0-0-0	2	0	0	0	0	2	0
Princeton					DNP							
Miss. St.	9/0	0-0	0-0	0-0	0-0-0	0	0	0	0	0	4	0
Murray St.					DNP							
UNC					DNP							
Ga. Tech	10/0	0-1	0-0	0-0	0-1-1	0	1	0	0	0	1	0
Clemson					DNP							
Duke	11/0	0-0	0-0	1-3	0-0-0	0	0	0	0	0	1	1
Wake					DNP							
NC State					DNP							
Maryland	12/0	0-0	0-0	0-0	0-0-0	0	0	0	0	0	1	0
UVA					DNP							
USF	13/0	0-0	0-0	0-0	0-0-0	0	0	0	0	0	1	0
UNC					DNP							
Ga. Tech	14/0	0-2	0-1	0-0	0-0-0	1	1	0	0	0	6	0
Clemson	15/0	0-2	0-1	2-2	0-2-2	2	0	0	0	0	6	2
Duke	16/0	0-3	0-0	0-0	2-0-2	2	1	0	0	0	5	0
Wake					DNP							
NC State	17/0	0-0	0-0	0-0	0-0-0	0	0	0	0	0	1	0
Maryland	18/0	0-0	0-0	0-0	0-0-0	2	0	0	0	0	2	0
Clemson	19/0	0-0	0-0	0-0	0-0-0	0	0	0	0	0	1	0
Maryland	20/0	2-2	2-2	2-4	0-0-0	1	0	0	0	0	6	8

### Emanuel Mathis 1999-00 Game-by-Game

Opponent	G/S	FG-A	3FG-A	FTA	O-D-TReb	PF	Asst	TO	Blk	Stl	Min	TP
at Florida	1-0	0-5	0-4	2-2	0-0-0	3	0	0	0	0	11	2
Norfolk State	2-0	3-7	0-2	0-0	0-0-0	2	1	1	0	1	15	6
Jacksonville	3-0	2-3	1-1	2-2	1-0-1	1	0	4	0	0	9	7
Temple	4-0	0-4	0-4	0-0	0-1-1	1	0	0	0	0	3	0
at Northwestern	5-0	1-4	0-1	0-0	2-0-2	0	1	0	0	0	9	2
at Auburn					Did Not Play							
Seton Hall	6-0	4-8	2-6	0-0	1-1-2	1	0	0	0	0	9	10
vs. UMass					Did Not Play							
Vanderbilt	7-0	0-2	0-1	2-2	2-0-2	1	2	1	0	0	6	2
The Citadel	8-0	4-6	2-4	6-9	0-5-5	1	2	0	1	0	24	16
at Wake Forest	9-0	0-1	0-1	0-0	0-0-0	0	0	1	0	0	3	0
at South Florida	10-0	0-0	0-0	0-0	0-0-0	0	0	0	0	1	2	0
Clemson	11-0	0-1	0-0	0-0	0-0-0	0	0	1	0	0	3	0
Duke	12-0	0-1	0-1	0-0	0-0-0	0	0	0	0	0	2	0
at Georgia Tech	13-0	1-1	0-0	0-0	0-0-0	0	0	0	0	1	2	2
at North Carolina	14-0	0-0	0-0	0-0	0-0-0	0	0	0	0	0	1	0
at Virginia	15-0	0-0	0-0	0-0	0-0-0	2	0	0	0	0	1	0
Maryland					Did Not Play							
at NC State	16-0	0-2	0-1	0-0	0-0-0	1	0	1	0	0	1	0
Wake Forest					Did Not Play							
at Clemson	17-0	1-2	0-1	4-5	1-1-2	1	0	1	0	0	6	6
at Duke	18-0	1-5	1-3	0-0	0-2-2	1	0	0	0	0	12	3
Georgia Tech	19-0	0-0	0-0	0-0	0-0-0	0	0	1	0	0	1	0
North Carolina					Did Not Play							
Virginia					Did Not Play							
at Maryland	20-0	0-1	0-1	0-0	1-0-1	0	0	0	0	0	2	0
NC State	21-0	1-2	1-2	0-0	0-1-1	1	0	1	0	0	2	3
vs. Georgia Tech					Did Not Play							
vs. Maryland	22-0	3-4	2-3	0-0	0-2-2	1	1	3	0	0	8	8

## '99-'00 Statistics

### 1999-00 Florida State Departing Lettermen



**Justin Mott**  
**6-10, 240, Senior, Center**  
**Chula Vista, CA (Barton County [KS] CC)**

Two-year starter at center for Florida State ... played in 59 games in his Seminole career and started 35 ... originally brought into the program to back up Karim Shabazz in 1998-99 but was thrust into the starting lineup when Shabazz departed the team five games into the season ... started 23 times as a junior and 12 as a senior ... averaged 1.9 points and 3.0 rebounds in 29 games in his final year ... hit 38.6 percent from the field (17-of-44) and 57.9 percent from the free throw line (22-of-38) ... had a career-high eight points in the ACC-Big Ten Challenge at Northwestern ... grabbed a career-best nine rebounds twice - in the home win over Virginia and in the regular season finale against NC State ... earned the Most Improved Player Award from Florida State's coaching staff at the conclusion of his junior season ... averaged 1.4 points and 2.7 rebounds in 16.6 minutes per game ... had a season-high four points five times ... had four points and seven rebounds in a career-high 31 minutes of a home double overtime loss to Georgia Tech ... had six rebounds in the Georgia Southern win ... had three steals in the win at Georgia Tech ... first FSU basketball player to ever come from California.

### 1999-00 Season and Career Highs

	Season	Career
Points	8 at Northwestern, 12/1	Same
Rebounds	9, Two Times	Same
Field Goals	3 vs. Norfolk State, 11/23	Same
Field Goal Attempts	5, Two Times	6 vs. Georgia Southern, 12/20/98
Three-Point FGs	—	—
Three-Point FG Attempts	—	—
Free Throws	4, Two Times	Same
Free Throw Attempts	7 vs. The Citadel, 12/30	Same
Assists	1, Seven Times	2 vs. Maryland, 2/27/99
Steals	1, Four Times	3 at Georgia Tech, 1/9/99
Blocked Shots	2 at Maryland, 3/1	2, Four Times
Turnovers	2, Six Times	3, Two Times
Minutes	26, Two Times	31 vs. Georgia Tech, 2/11/99
Double-Doubles	—	—
Double-Figure Scoring Games	—	—

Season	G/GS	Min-Avg.	FGM-A	Pct	3FGM-A	Pct	FTM-A	Pct	O-D-Reb-Avg.	PF-DO	AST	TO	BS	ST	Pts-Avg.
1998-99	30-23	499-16.6	15-45	.333	0-0	.000	11-21	.524	39-43-82-2.7	76-3	6	27	11	14	41-1.4
1999-00	29-12	383-13.2	17-44	.386	0-0	.000	22-38	.579	37-51-88-3.0	62-1	8	21	7	6	56-1.9
<b>Career</b>	<b>59-35</b>	<b>882-15.0</b>	<b>32-89</b>	<b>.360</b>	<b>0-0</b>	<b>.000</b>	<b>33-59</b>	<b>.559</b>	<b>76-94-170-2.9</b>	<b>138-4</b>	<b>14</b>	<b>48</b>	<b>18</b>	<b>20</b>	<b>97-1.6</b>

### Justin Mott 1998-99 Game-by-Game

Opponent	G/S	FG-A	3FG-A	FT-A	O-D-Trch	PF	Asst	TO	Blk	Stl	Min	TP
S. Houston	1/0	2-2	0-0	0-0	1-2-3	3	1	0	0	0	11	4
Florida	2/0	0-0	0-0	0-1	0-0-0	2	0	0	0	0	4	0
Idaho	3/0	0-0	0-0	0-2	2-2-4	1	1	2	0	0	10	0
UVA	4/0	0-0	0-0	0-0	1-1-2	1	0	1	0	0	3	0
Auburn	5/0	0-1	0-0	0-0	0-2-2	0	0	0	0	0	5	0
Temple	6/1	1-1	0-0	1-1	0-1-1	3	0	0	0	0	26	3
JU	7/2	2-2	0-0	0-0	2-2-4	4	0	3	0	1	20	4
GSU	8/3	0-6	0-0	0-0	4-2-6	0	0	0	0	0	18	0
Butler	9/4	0-0	0-0	0-0	1-0-1	1	0	0	0	0	13	0
Princeton	10/5	0-1	0-0	0-0	2-0-2	1	0	0	0	0	12	0
Miss. St.	11/6	1-1	0-0	0-0	1-3-4	4	0	2	1	0	17	2
Murray St.	12/7	0-3	0-0	0-0	1-2-3	1	0	0	1	0	20	0
UNC	13/8	2-2	0-0	0-0	0-2-2	3	0	1	0	1	12	4
Ga. Tech	14/9	0-1	0-0	1-2	2-2-4	2	0	3	0	3	18	1
Clemson	15/10	0-0	0-0	0-0	0-4-4	4	0	0	1	1	26	0
Duke	16/11	0-1	0-0	0-0	0-2-2	2	0	2	0	0	15	0
Wake	17/12	2-2	0-0	0-0	2-1-3	3	0	0	0	0	13	4
NC State	18/13	0-1	0-0	0-2	2-2-4	2	1	1	1	1	19	0
Maryland	19/14	1-3	0-0	1-2	3-0-3	4	0	2	2	1	18	3
UVA	20/15	0-2	0-0	0-0	2-1-3	1	0	0	0	0	15	0
USF	21/16	1-1	0-0	1-2	2-1-3	2	0	1	2	0	16	3
UNC	22/17	0-0	0-0	0-0	0-1-1	4	0	0	1	2	25	0
Ga. Tech	23/18	1-4	0-0	2-3	5-2-7	5	0	0	0	1	31	4
Clemson	24/19	1-2	0-0	0-0	1-2-3	4	0	1	0	0	22	2
Duke	25/20	1-5	0-0	1-2	2-2-4	5	0	2	0	1	19	3
Wake	26/21	0-0	0-0	0-0	0-0-0	3	0	2	0	0	22	0
NC State	27/22	0-2	0-0	2-2	1-2-3	3	1	0	0	1	25	2
Maryland	28/22	0-1	0-0	2-2	1-1-2	1	2	1	2	1	18	2
Clemson	29/23	0-0	0-0	0-0	0-0-0	5	0	2	0	0	10	0
Maryland	30/24	0-1	0-0	0-0	1-1-2	2	0	1	0	0	16	0

### Justin Mott 1999-00 Game-by-Game

Opponent	G/S	FG-A	3FG-A	FT-A	O-D-Trch	PF	Asst	TO	Blk	Stl	Min	TP
at Florida	1-1	0-0	0-0	0-0	1-1-2	2	1	2	0	0	13	0
Norfolk State	2-2	3-5	0-0	1-4	3-1-4	1	1	0	0	0	14	7
Jacksonville	3-3	0-0	0-0	3-4	0-2-2	2	1	1	1	0	21	3
Temple	4-4	0-1	0-0	0-0	1-0-1	0	0	0	0	0	11	0
at Northwestern	5-4	3-4	0-0	2-4	1-2-3	1	0	0	1	0	22	8
at Auburn	6-4	0-0	0-0	0-0	0-1-1	2	0	2	0	0	10	0
Seton Hall	7-4	0-0	0-0	0-0	0-0-0	2	0	1	0	0	10	0
vs. UMass	8-4	0-0	0-0	0-0	0-2-2	1	0	0	0	0	13	0
Vanderbilt	9-4	0-0	0-0	0-0	0-2-2	0	0	0	0	0	9	0
The Citadel	10-4	1-2	0-0	4-7	2-1-3	3	0	0	0	0	10	6
at Wake Forest	11-4	0-0	0-0	0-0	0-0-0	2	0	0	0	0	1	0
at South Florida	12-4	0-0	0-0	2-2	1-3-4	2	0	1	0	0	7	2
Clemson	13-5	0-0	0-0	0-0	1-1-2	3	0	1	1	0	5	3
Duke	14-5	0-1	0-0	1-2	1-2-3	2	0	2	0	0	5	1
at Georgia Tech	15-4	0-2	0-0	0-0	1-1-2	0	0	1	0	0	4	0
at North Carolina	16-4	0-0	0-0	0-0	1-0-1	3	0	0	0	0	5	0
at Virginia	17-4	2-3	0-0	0-0	3-2-5	2	1	1	0	0	12	4
Maryland	18-4	0-0	0-0	4-4	0-2-2	3	0	1	0	0	12	4
at NC State	19-4	0-1	0-0	1-2	1-0-1	2	1	0	0	1	11	1
Wake Forest	20-5	1-3	0-0	0-0	3-0-3	4	1	1	0	1	11	2
at Clemson	21-5	0-0	0-0	0-0	0-0-0	3	0	2	0	0	9	0
at Duke	22-5	1-1	0-0	0-0	1-3-4	2	1	0	0	1	11	2
Georgia Tech	23-6	2-4	0-0	1-2	2-3-5	5	0	1	1	0	23	5
North Carolina	24-7	2-3	0-0	2-2	2-3-5	3	1	0	0	0	26	6
Virginia	25-8	1-3	0-0	0-3	3-6-9	1	0	2	1	0	26	2
at Maryland	26-9	0-2	0-0	1-2	2-2-4	2	0	2	2	0	25	1
NC State	27-10	1-5	0-0	0-0	4-5-9	2	0	0	0	0	23	2
vs. Georgia Tech	28-11	0-2	0-0	0-0	3-3-6	4	0	0	0	0	21	0
vs. Maryland	29-12	0-2	0-0	0-0	0-3-3	3	0	0	0	2	13	0

# '99-'00 Statistics

## 1999-00 Florida State Departing Lettermen



**Oliver Simmons**  
**6-8, 225, Senior, Forward**  
**Nashville, TN (University of Kentucky)**

Finished his career with a solid senior season ... played in 28 games and started 27 ... averaged 7.5 points and a team-leading 4.9 rebounds in 24.5 minutes per game ... hit 47.2 percent from the floor (83-of-176), 36.4 percent on three-pointers (8-of-22) and 73.5 percent from the free throw line (36-of-49) ... scored in double figures five times, including a career-high 17 on 7-of-7 field goal shooting versus The Citadel ... had the only double-double of his career with 11 points and 11 rebounds in the loss at NC State ... had 15 points in 20 minutes on 7-of-9 shooting in the home loss to Duke ... helped FSU to a first round win over Georgia Tech in the ACC Tournament with 14 points, six rebounds and a career-high four steals ... played in all 30 games and started 20 as a junior ... averaged 5.9 points and 4.0 rebounds in 24.6 minutes per game ... scored in double figures seven times ... best game was a 15-point, nine-rebound effort against Florida ... played in 24 games after becoming eligible at FSU in December as a sophomore ... averaged 1.9 points and 1.3 rebounds on the Seminoles' NCAA Tournament squad ... played one game at Kentucky in 1996-97 before deciding to transfer ... appeared in 21 games and averaged 1.8 points on the Wildcats' 1996 national championship team.

### 1999-00 Season and Career Highs

	Season	Career
Points	17 vs. The Citadel, 12/30	Same
Rebounds	11 at NC State, 2/2	Same
Field Goals	7, Two Times	Same
Field Goal Attempts	11 vs. Georgia Tech, 3/9	11, Two Times
Three-Point FGs	1, Eight Times	1, 10 Times
Three-Point FG Attempts	3 vs. Wake Forest, 2/5	Same
Free Throws	5 vs. Wake Forest, 2/5	7 at Temple, 12/14/98
Free Throw Attempts	6 vs. Wake Forest, 2/5	10 at Temple, 12/14/98
Assists	2, Three Times	2, Five Times
Steals	4 vs. Georgia Tech, 3/9	Same
Blocked Shots	2, Two Times	3 vs. MoreheadState, 12/14/95
Turnovers	3 at Virginia, 1/26	4 vs. Auburn, 12/6/98
Minutes	33 vs. Seton Hall, 12/11	37, Three Times
Double-Doubles	1	1
Double Figure Scoring Games	5	12

Season	G/GS	Min-Avg.	FGM-A	Pct	3FGM-A	Pct	FTM-A	Pct	O-D-Reb-Avg.	PF-DO	AST	TO	BS	ST	Pts-Avg.
1995-96	21-0	100-4.8	13-27	.481	1-1	1.000	10-18	.556	8-16-24-1.1	20-0	3	9	4	2	37-1.8
1996-97	1-0	11-11.0	0-0	.000	0-0	.000	0-0	.000	0-1-1-0	1-0	0	1	0	0	0-0.0
1997-98	24-0	177-7.4	17-74	.362	0-3	.000	11-19	.579	17-14-31-1.3	31-0	2	10	2	1	45-1.9
1998-99	30-20	739-24.6	71-150	.473	1-1	1.000	33-69	.478	56-63-119-4.0	82-5	13	29	10	15	176-5.9
1999-00	28-27	685-24.5	83-176	.472	8-22	.364	36-49	.735	53-84-137-4.9	60-0	16	33	16	20	210-7.5
<b>Career</b>	<b>104-47</b>	<b>1.712-16.5</b>	<b>184-427</b>	<b>.431</b>	<b>10-27</b>	<b>.370</b>	<b>90-155</b>	<b>.581</b>	<b>134-178-312-3.0</b>	<b>194-5</b>	<b>34</b>	<b>82</b>	<b>32</b>	<b>38</b>	<b>468-4.5</b>

### Oliver Simmons 1997-98 Game-by-Game

Opponent	G/S	FG-A	3FG-A	FT-A	O-D-TRch	PF	Asst	TO	Blk	Stl	Min	TP
Rice					DNP							
Loyola					DNP							
Utah SL					DNP							
UGonn					DNP							
Kansas					DNP							
FAU					DNP							
JU					DNP							
Florida	1/0	1-3	0-0	1-2	1-1-2	2	0	0	0	0	9	3
UNCA	2/0	0-7	0-0	3-4	3-1-4	1	0	1	0	1	16	3
UNC	3/0	0-1	0-0	0-0	0-3-3	0	0	0	0	0	8	0
Arizona	4/0	0-1	0-0	0-0	0-0-0	1	0	0	0	0	4	0
USL	5/0	4-7	0-0	0-0	1-0-1	2	1	0	0	0	10	8
DelPaul	6/0	1-3	0-0	0-1	1-1-2	0	1	1	1	0	10	2
NC State	7/0	1-2	0-0	0-0	0-0-0	3	0	1	0	0	9	2
Maryland	8/0	1-2	0-1	1-2	0-3-3	3	0	2	1	0	12	3
Duke	9/0	2-4	0-1	0-0	2-1-3	0	0	0	0	0	8	4
Clemson	10/0	1-2	0-0	0-2	0-0-0	3	0	1	0	0	13	2
Ga. Tech	11/0	0-0	0-0	0-0	1-1-2	2	0	1	0	0	5	0
Wake	12/0	1-1	0-0	0-0	0-0-0	3	0	1	0	0	9	2
UNC	13/0	0-2	0-0	0-0	1-0-1	3	0	0	0	0	8	0
NC State	14/0	2-2	0-0	0-0	1-0-1	1	0	0	0	0	6	4
USP	15/0	0-0	0-0	0-0	1-0-1	0	0	0	0	0	3	0
UVA	16/0	0-0	0-0	0-0	0-0-0	0	0	0	0	0	2	0
Maryland	17/0	0-0	0-0	0-0	0-0-0	0	0	0	0	0	1	0
Duke	18/0	2-6	0-1	2-2	2-1-3	3	0	0	0	0	14	6
Clemson	19/0	0-0	0-0	3-4	0-2-2	4	0	2	0	0	22	3
Ga. Tech	20/0	0-3	0-0	0-0	2-0-2	0	0	0	0	0	2	0
Wake	21/0	0-0	0-0	0-0	0-0-0	0	0	0	0	0	1	0
UVA	22/0	0-0	0-0	0-0	0-0-0	0	0	0	0	0	1	0
NC State	23/0	1-1	0-0	1-2	1-0-1	0	0	0	0	0	2	3
TCU	24/0	0-0	0-0	0-0	0-0-0	0	0	0	0	0	2	0
Valpo					DNP							

### Oliver Simmons 1998-99 Game-by-Game

Opponent	G/S	FG-A	3FG-A	FT-A	O-D-TRch	PF	Asst	TO	Blk	Stl	Min	TP
S. Houston	1/1	2-5	0-0	0-0	1-4-5	2	0	0	1	2	20	4
Florida	2/2	7-10	0-0	1-3	5-4-9	1	0	2	0	0	33	15
Idaho	3/3	4-8	0-0	3-5	4-4-8	2	1	0	0	2	33	11
UVA	4/4	2-4	0-0	0-2	4-1-5	1	2	1	0	0	25	4
Auburn	5/5	2-4	0-0	0-5	2-3-5	3	0	4	0	0	35	4
Temple	6/6	0-3	0-0	7-10	2-4-6	4	1	3	0	2	37	7
JU	7/7	6-11	0-0	2-3	4-4-8	2	0	2	1	0	35	14
GSU	8/8	5-10	0-0	0-0	2-1-3	1	0	0	0	2	22	10
Butler	9/9	0-0	0-0	0-0	2-1-3	3	1	1	1	0	28	0
Princeton	10/10	2-4	0-0	0-0	2-2-4	2	0	0	0	1	24	4
Miss. St.	11/11	3-4	0-0	0-2	0-1-1	2	0	1	0	1	32	6
Murray St.	12/12	4-5	0-0	2-4	1-4-5	1	2	0	2	1	37	10
UNC	13/13	4-6	0-0	0-0	2-2-4	5	0	1	1	1	37	8
Ga. Tech	14/14	3-8	1-1	5-8	1-2-3	5	1	0	0	0	29	12
Clemson	15/15	3-7	0-0	3-4	2-3-5	5	0	0	0	0	33	9
Duke	16/16	2-7	0-0	1-2	3-1-4	2	1	2	0	0	27	5
Wake	17/17	2-4	0-0	0-0	1-1-2	1	2	2	0	0	29	4
NC State	18/18	1-4	0-0	2-2	2-0-2	4	0	0	0	0	18	4
Maryland	19/19	2-6	0-0	0-0	2-5-7	3	0	1	0	0	19	4
UVA	20/20	1-5	0-0	1-3	0-0-0	1	0	2	0	0	19	3
USF	21/20	1-3	0-0	1-4	2-2-4	2	1	1	1	0	19	3
UNC	22/20	2-7	0-0	0-1	0-1-1	3	0	1	1	1	19	4
Ga. Tech	23/20	0-1	0-0	0-0	0-0-0	5	0	2	0	0	2	0
Clemson	24/20	1-4	0-0	0-2	1-1-2	0	0	1	1	0	15	2
Duke	25/20	5-10	0-0	0-0	5-2-7	2	1	0	0	1	26	10
Wake	26/20	2-4	0-0	0-2	1-3-4	3	0	1	0	0	18	4
NC State	27/20	0-0	0-0	1-2	0-1-1	4	0	0	0	0	7	1
Maryland	28/20	2-3	0-0	2-2	2-4-6	4	0	1	0	0	17	6
Clemson	29/20	1-1	0-0	3-3	2-1-3	5	0	0	0	1	23	4
Maryland	30/20	2-2	0-0	0-0	1-1-2	4	0	0	1	0	15	4

(continued on page 154)

## '99-'00 Statistics

### 1999-00 Florida State Departing Lettermen

(continued from page 153)

#### Oliver Simmons 1999-00 Game-by-Game

Opponent	G/S	FG-A	3FG-A	FT-A	O-D-Treb	PF	Asst	TO	Blk	Stl	Min	TP
at Florida	1-1	2-6	0-0	0-0	0-2-2	1	0	1	0	1	22	4
Norfolk State	2-2	4-7	0-0	0-2	2-4-6	1	0	2	1	0	16	8
Jacksonville	3-3	4-7	0-0	0-1	0-3-3	2	0	0	2	1	22	8
Temple	4-4	3-5	1-1	2-3	2-5-7	2	0	0	0	0	24	9
at Northwestern	Did Not Play — Injured Mouth											
at Auburn	5-4	3-5	1-1	0-0	0-2-2	3	0	0	1	0	27	7
Seton Hall	6-5	3-7	0-0	1-2	4-6-10	4	0	2	0	0	33	7
vs. UMass	7-6	2-4	0-0	4-4	4-2-6	4	2	0	0	1	21	8
Vanderbilt	8-7	2-5	0-0	1-2	0-3-3	2	0	2	0	1	19	5
The Citadel	9-8	7-7	1-1	2-2	1-3-4	1	1	0	2	1	27	17
at Wake Forest	10-9	4-7	1-1	0-0	2-4-6	1	0	0	1	1	26	9
at South Florida	11-10	2-5	0-1	0-0	4-2-6	1	1	1	1	1	22	4
Clemson	12-11	1-7	0-1	0-0	1-1-2	3	0	1	1	0	16	2
Duke	13-12	7-9	1-1	0-0	0-0-0	1	1	0	0	0	20	15
at Georgia Tech	14-13	2-6	0-1	0-0	1-1-2	3	0	1	1	0	25	4
at North Carolina	15-14	2-5	0-0	4-4	3-4-7	1	0	2	0	0	27	8
at Virginia	16-15	4-9	0-1	0-1	4-3-7	3	1	3	1	0	28	8
Maryland	17-16	1-4	0-1	0-2	4-2-6	2	0	1	0	1	27	2
at NC State	18-17	4-7	1-2	2-2	1-10-11	2	1	2	1	0	30	11
Wake Forest	19-18	2-7	1-3	5-6	3-5-8	3	1	2	1	1	29	10
at Clemson	20-19	1-4	0-2	1-2	2-2-4	2	1	2	0	0	25	3
at Duke	21-20	1-2	0-0	3-4	0-3-3	1	0	1	0	0	18	5
Georgia Tech	22-21	3-5	1-1	2-2	1-3-4	3	2	3	0	2	32	9
North Carolina	23-22	3-7	0-1	0-0	1-3-4	2	1	1	0	2	27	6
Virginia	24-23	1-7	0-0	2-2	4-3-7	3	0	1	1	1	21	4
at Maryland	25-24	3-10	0-1	2-2	2-1-3	2	1	1	1	0	23	8
NC State	26-25	4-7	0-1	1-1	3-1-4	2	2	2	1	2	26	9
vs. Georgia Tech	27-26	6-11	0-1	2-3	2-4-6	3	1	2	0	4	29	14
vs. Maryland	28-27	2-4	0-0	2-2	2-2-4	2	0	0	0	0	23	6



Oliver Simmons was a member of Florida State's 1998 NCAA Tournament team.

# The Atlantic Coast Conference: The Tradition Continues

## THE TRADITION

Consistency. It's the mark of true excellence in any endeavor.

However, in today's intercollegiate athletics, competition has become so balanced and so competitive that it is virtually impossible to maintain a high level of consistency.

Yet the Atlantic Coast Conference has defied the odds. Now in its 48th year of competition, the ACC has long enjoyed the reputation as one of the strongest and most competitive intercollegiate conferences in the nation. And that is not mere conjecture, the numbers support it.

Since the league's inception in 1953, ACC schools have captured 79 national championships, including 39 in men's competition and 40 in women's. In addition, 119 men and 29 women have earned the coveted title of NCAA champion.

If success is best measured in terms of wins and losses, then the ACC is unrivaled in NCAA history. ACC teams have captured seven NCAA basketball championships, including three straight between 1991 and 1993.

Since the NCAA's inaugural tournament in 1938, no conference has posted a better record than the ACC. The nine current conference members have posted an NCAA Tournament-best mark of 272-142 for a sterling .657 winning percentage against the nation's toughest competition.

During the decade of the 90's, the ACC success story was even more impressive as league teams have compiled a 105-48 (.686) NCAA mark, including 28 "Sweet 16" appearances.

Over the past two years, the ACC and The Big 10 are tied as the winningest conferences in the NCAA Tournament play winning 70 percent of their games in the tournament.

North Carolina captured NCAA championships in 1957, 1982 and 1993. NC State walked away with the coveted crown in 1974 and 1983 while Duke won back-to-back titles in 1991 and 1992.

The ACC with an overall 15-6 mark in the NCAA and NIT, was the second-winningest conference in post-season play. Wake Forest captured the 2000 NIT title with a 71-61 win over Notre Dame before 12,351 in New York Madison Square Garden.

Over the years, ACC basketball teams have gained global recognition through their NCAA Tournament and national television exposure. In 1997-98, the ACC became the first conference in college basketball history to have each of its conference games (72 in all) televised live on a national or regional basis.

The ACC had a 91-42 (.684) mark against one of the nation's toughest non-league schedules a year ago. In the decade of the 90's, ACC teams were a combined 994-263 (.791) versus outside opponents. Over the past three years, the ACC is an impressive 31-30 against non-league AP-ranked teams.

## 1999-00 IN REVIEW

The 1999-2000 academic year concluded with the league pocketing four more national team titles and five individual NCAA crowns. In all, the ACC has won 36 national team titles the last ten years.

The ACC's 1999-2000 national champions were Maryland in field hockey and women's lacrosse, North Carolina in women's soccer and Florida State in football. Overall, ACC teams posted a 62-46 (.574) mark in NCAA Tournament play.

The ACC placed at least one team in the Top 10 nationally in 19 of the 25 sports sponsored by the league. Other records of note during the 1999-2000 season include 90 teams competing at NCAA Championships, five bowl teams and 34 Top 10 showings.

Fourteen ACC teams, in ten different sports, representing seven of the nine member institutions, earned a No. 1 ranking during the course of the past academic year.

The ACC Academic Honor Roll record was broken for the 14th-straight year in 1999-2000 as 1,664 student-athletes were recognized for their work in the classroom.

## THE CHAMPIONSHIPS

The conference will conduct championship competition in 25 sports during the 1999-2000 academic year – 12 for men and 13 for women.

The first ACC championship was held in swimming on February 25, 1954. The conference did not conduct championships in cross country, wrestling or tennis during the first year.

The 12 sports for men include football, cross country, soccer, basketball, swimming, indoor and outdoor track, wrestling, baseball, tennis, golf and lacrosse. Fencing, which was started in 1971, was discontinued in 1981.

Women's sports were initiated in 1977 with the first championship meet being held in tennis at Wake Forest University. Championships for women are currently conducted in cross country, volleyball, field hockey, soccer, basketball, swimming, indoor and outdoor track, tennis, golf, lacrosse, softball and rowing.

## A HISTORY

The Atlantic Coast Conference was founded on May 8, 1953, at the Sedgefield Inn near Greensboro, N.C., with seven charter members – Clemson, Duke, Maryland, North Carolina, North Carolina State, South Carolina and Wake Forest – drawing up the conference by-laws.

The withdrawal of seven schools from the Southern Conference came early on the morning of May 8, 1953, during the Southern Conference's annual spring meeting. On June 14, 1953, the seven members met in Raleigh, N.C., where a set of bylaws was adopted and the name became officially the Atlantic Coast Conference.

On December 4, 1953, conference officials met again at Sedgefield and officially admitted the University of Virginia. The first, and only, withdrawal of a school from the ACC came on June 30, 1971 when the University of South Carolina tendered its resignation.

The ACC operated with seven members until April 3, 1978, when Georgia Tech was admitted. The Atlanta school withdrew from the Southeastern Conference in January of 1964.

The ACC expanded to nine members on July 1, 1991, with the addition of Florida State.

## THE SCHOOLS

CLEMSON – Charter member of the SIAA in 1894, charter member of the SC in 1921, charter member of the ACC in 1953.

DUKE – Joined the SC in December, 1928; charter member of the ACC in 1953.

FLORIDA STATE – Charter member of the Dixie Conference in 1948, joined the Metro Conference in July, 1976; joined the ACC September 15, 1990.

GEORGIA TECH – Charter member of the SIAA in 1894, charter member of SC in 1921, charter member of the SEC in 1932, joined the ACC in July, 1979.

MARYLAND – Charter member of the SC in 1921, charter member of the ACC in 1953.

NORTH CAROLINA – Charter member of the SIAA in 1894, charter member of the SC in 1921, charter member of the ACC in 1953.

NC STATE – Charter member of the SC in 1921, charter member of the ACC in 1953.

VIRGINIA – Charter member of the SIAA in 1894, charter member of the SC in 1921, resigned from SC in December 1936, joined the ACC in December, 1953.

WAKE FOREST – Joined the SC in February, 1936, charter member of the ACC in 1953.

## '99-'00 ACC Review

### 1999-00 Standings

Team	Conference					Overall					Vs. AP	Vs. USA	Last 10	Last 5	Current Streak	
	W	L	Pct	Home	Road	W	L	Pct	Home	Road						Neutral
Duke	15	1	.938	7-1	8-0	29	5	.852	13-2	9-0	7-3	4-4	4-4	8-2	4-1	Lost 1
Maryland	11	5	.688	7-1	4-4	25	10	.714	15-1	4-5	6-4	3-4	4-4	7-3	3-2	Lost 1
Virginia	9	7	.563	6-2	3-5	19	12	.613	11-3	5-7	3-2	2-3	3-3	4-6	1-4	Lost 2
North Carolina	9	7	.563	5-3	4-4	22	14	.611	7-5	5-5	10-4	5-7	6-8	6-4	4-1	Lost 1
Wake Forest	7	9	.438	4-4	3-5	22	14	.611	11-4	6-6	5-4	2-5	2-4	8-2	5-0	Won 5
NC State	6	10	.375	5-3	1-7	20	14	.588	17-3	2-8	1-3	2-5	2-5	5-5	3-2	Lost 2
<b>Florida State</b>	<b>6</b>	<b>10</b>	<b>.375</b>	<b>5-3</b>	<b>1-7</b>	<b>12</b>	<b>17</b>	<b>.414</b>	<b>8-6</b>	<b>3-9</b>	<b>1-2</b>	<b>1-7</b>	<b>1-8</b>	<b>4-6</b>	<b>2-3</b>	<b>Lost 1</b>
Georgia Tech	5	11	.313	5-3	0-8	13	17	.433	11-3	0-9	2-5	1-6	1-6	4-6	2-3	Lost 1
Clemson	4	12	.250	3-5	1-7	10	20	.333	7-9	1-8	2-3	1-6	1-5	3-7	1-4	Lost 3

### 1999-00 Individual Statistics — All Games

#### POINTS PER GAME

Player, Team	G	FGM	3FG	FTM	PTS	Avg.
Will Solomon, CU	30	213	93	108	627	20.9
Juan Dixon, MD	35	234	49	113	630	18.0
Shane Battier, Duke	34	190	79	134	593	17.4
Jason Collier, GaT	30	178	31	122	509	17.0
Chris Carrawell, Duke	34	205	29	137	576	16.9
Joseph Forte, UNC	36	228	56	88	600	16.7
Terence Morris, MD	34	200	35	102	537	15.8
<b>Ron Hale, FSU</b>	<b>28</b>	<b>139</b>	<b>43</b>	<b>117</b>	<b>438</b>	<b>15.6</b>
Lonny Baxter, MD	35	218	0	111	547	15.6
Chris Williams, Uva	31	173	34	99	479	15.5
<b>Damous Anderson, FSU</b>	<b>27</b>	<b>152</b>	<b>52</b>	<b>54</b>	<b>410</b>	<b>15.2</b>
Donald Hand, Uva	31	139	51	137	466	15.0
Jason Williams, Duke	34	179	73	61	492	14.5
Darius Songaila, WF	35	162	0	157	481	13.7
Brendan Haywood, UNC	36	191	0	106	488	13.6
Carlos Boozer, Duke	34	164	0	115	443	13.0
Robert O'Kelly, WF	36	160	67	80	467	13.0
Anthony Grundy, NC State	33	152	48	60	412	12.5
Jason Capel, UNC	36	141	46	116	444	12.3
Tony Akins, GaT	30	111	31	122	345	11.5

#### FIELD GOAL PERCENTAGE

Player, Team	G	FG	FGA	Pct.
Brendan Haywood, UNC	36	191	27	.697
Lonny Baxter, MD	35	218	40	.533
<b>Damous Anderson, FSU</b>	<b>27</b>	<b>152</b>	<b>29</b>	<b>.508</b>
Chris Williams, Uva	31	173	34	.507
Shane Battier, Duke	34	190	38	.496
Terence Morris, MD	34	200	40	.493
Chris Carrawell, Duke	34	205	42	.486
Jason Collier, GaT	30	178	37	.473
Juan Dixon, MD	35	234	50	.462
Joseph Forte, UNC	36	228	49	.459

#### FREE THROW PERCENTAGE

Player, Team	G	FTM	FTA	Pct.
Darius Songaila, WF	35	157	18	.835
Jason Capel, UNC	36	116	14	.829
Shane Battier, Duke	34	134	16	.817
Juan Dixon, MD	35	113	143	.790
Chris Carrawell, Duke	34	137	176	.778
Terence Morris, MD	34	102	134	.761
<b>Ron Hale, FSU</b>	<b>28</b>	<b>117</b>	<b>155</b>	<b>.755</b>
Donald Hand, Uva	31	137	183	.749
Carlos Boozer, Duke	34	115	155	.742
Adam Allenspach, CU	29	77	104	.740

#### THREE-POINT FG PERCENTAGE

Player, Team	G	3PM	3PA	Pct.
Shane Battier, Duke	34	79	17	.444
<b>Damous Anderson, FSU</b>	<b>27</b>	<b>52</b>	<b>12</b>	<b>.430</b>
Will Solomon, CU	30	93	24	.375
Tony Akins, GaT	30	68	185	.368
Shaun Fein, GaT	30	68	18	.366
Joseph Forte, UNC	36	56	15	.359

Player, Team	G	3PM	3PA	Pct.
<b>Ron Hale, FSU</b>	<b>28</b>	<b>43</b>	<b>12</b>	<b>.355</b>
Jason Williams, Duke	34	73	20	.354
Andrius Jurkunas, CU	26	41	12	.342
Donald Hand, Uva	31	51	16	.315

#### REBOUNDS PER GAME

Player, Team	G	No.	PG
Jason Collier, GaT	30	276	9.2
Lonny Baxter, MD	35	308	8.8
Terence Morris, MD	34	293	8.6
Travis Watson, Uva	31	258	8.3
Alvin Jones, GaT	30	241	8.0
Damon Thornton, NC State	32	243	7.6
Brendan Haywood, UNC	36	271	7.5
Adam Allenspach, CU	29	206	7.1
Rafael Vidaurreta, WF	36	248	6.9
Jason Capel, UNC	36	245	6.8

#### ASSISTS PER GAME

Player, Team	G	No.	PG
Ed Cota, UNC	35	284	8.1
Jason Williams, Duke	34	220	6.5
<b>Delvon Arrington, FSU</b>	<b>29</b>	<b>182</b>	<b>6.3</b>
Steven Blake, MD	35	217	6.2
Donald Hand, Uva	31	133	4.3
Juan Dixon, MD	35	127	3.6
Tony Akins, GaT	30	108	3.6
Shaun Fein, GaT	30	103	3.4
Chris Carrawell, Duke	34	110	3.2
Will Solomon, CU	30	95	3.2

#### BLOCKED SHOTS PER GAME

Player, Team	G	No.	PG
Alvin Jones, GaT	30	76	2.5
Brendan Haywood, UNC	36	91	2.5
Lonny Baxter, MD	35	79	2.3
Terence Morris, MD	34	71	2.1
Shane Battier, Duke	34	70	2.1
Damon Thornton, NC State	32	50	1.6
<b>David Anderson, FSU</b>	<b>29</b>	<b>43</b>	<b>1.5</b>
Jason Collier, GaT	30	33	1.1
Chris Carrawell, Duke	34	36	1.1
Antwan Scott, WF	35	33	0.9

#### THREE-POINT FG PER GAME

Player, Team	G	3GM	3GA	PG
Will Solomon, CU	30	93	248	3.1
Shane Battier, Duke	34	79	178	2.3
Shaun Fein, GaT	30	68	186	2.3
Tony Akins, GaT	30	68	185	2.3
Jason Williams, Duke	34	73	206	2.1
<b>Damous Anderson, FSU</b>	<b>27</b>	<b>52</b>	<b>121</b>	<b>1.9</b>
Robert O'Kelly, WF	36	67	224	1.9
Donald Hand, Uva	31	51	162	1.6
Andrius Jurkunas, CU	26	41	120	1.6
Joseph Forte, UNC	36	56	156	1.6

#### STEALS PER GAME

Player, Team	G	No.	PG
Juan Dixon, MD	35	96	2.7
Jason Williams, Duke	34	81	2.4
Anthony Grundy, NC State	33	69	2.1
Steven Blake, MD	35	71	2.0
Shane Battier, Duke	34	68	2.0
Justin Gainey, NC State	34	66	1.9
Chris Williams, Uva	31	51	1.6
Adam Hall, Uva	30	49	1.6
Terence Morris, MD	34	53	1.6
<b>Delvon Arrington, FSU</b>	<b>29</b>	<b>44</b>	<b>1.5</b>

#### ASSIST/TO RATIO

Player, Team	AS	TO	Rat.
Ed Cota, UNC	284	115	2.47
Shaun Fein, GaT	103	59	1.75
Steven Blake, MD	217	127	1.71
Tony Akin, GaT	168	127	1.71
Chris Carrawell, Duke	110	69	1.59
Jason Williams, Duke	220	139	1.58
Danny Miller, MD	92	61	1.51
<b>Delvon Arrington, FSU</b>	<b>182</b>	<b>123</b>	<b>1.48</b>
Justin Gainey, NC State	95	65	1.46
Donald Hand, Uva	133	100	1.33
Ed Scott, CU	69	53	1.30

#### OFFENSIVE REBOUNDS

Player, Team	G	No.	PG
Lonny Baxter, MD	35	126	3.60
Travis Watson, Uva	31	90	2.90
Kenny Inge, NC State	30	85	2.83
Alvin Jones, GaT	30	85	2.83
Damien Wilkins, NC State	34	94	2.77
Terence Morris, MD	34	93	2.74
Adam Allenspach, CU	29	79	2.72
Rafael Vidaurreta, WF	36	98	2.72
Jason Collier, GaT	30	81	2.70
Brendan Haywood, UNC	36	96	2.67

#### MINUTES PLAYED

Player, Team	G	Min.	PG
Ed Cota, UNC	35	1286	36.7
Will Solomon, CU	30	1079	36.0
Chris Carrawell, Duke	34	1212	35.6
Shane Battier, Duke	34	1206	35.5
Jason Williams, Duke	34	1157	34.0
Juan Dixon, MD	35	1190	34.0
Jason Capel, UNC	36	1213	33.7
Joseph Forte, UNC	36	1195	33.2
Ed Scott, CU	24	789	32.9
Robert O'Kelly, WF	36	1179	32.8



# '99-'00 ACC Review

## 1999-00 Team Statistics — All Games

### SCORING OFFENSE

Team	G	PTS	Avg.
Duke	34	2992	88.0
Virginia	31	2526	81.5
Maryland	35	2683	76.7
North Carolina	36	2715	75.4
Georgia Tech	30	2119	70.6
Wake Forest	36	2512	69.8
N.C. State	34	2347	69.0
<b>Florida State</b>	<b>30</b>	<b>1933</b>	<b>64.4</b>

### SCORING DEFENSE

Team	G	PTS	Avg.
N.C. State	34	2161	63.6
Wake Forest	36	2323	64.5
Maryland	35	2386	68.2
Clemson	30	2100	70.0
<b>Florida State</b>	<b>29</b>	<b>2036</b>	<b>70.2</b>
North Carolina	36	2528	70.2
Duke	34	2425	71.3
Georgia Tech	30	2142	71.4
Virginia	31	2338	75.4

### SCORING MARGIN

Team	Mar.
Duke	16.7
Maryland	8.5
Virginia	6.1
N.C. State	5.5
Wake Forest	5.3
North Carolina	5.2
Georgia Tech	-0.8
Clemson	-5.6
<b>Florida State</b>	<b>-5.6</b>

### FIELD GOAL PERCENTAGE

Team	FGM	FGA	PCT
North Carolina	1014	2066	.491
Duke	1045	2172	.481
Maryland	1001	2151	.465
Virginia	879	1950	.451
Wake Forest	911	2100	.434
N.C. State	821	1920	.428
<b>Florida State</b>	<b>656</b>	<b>1591</b>	<b>.412</b>
Georgia Tech	725	1778	.408
Clemson	680	168	.404

### FIELD GOAL PERCENTAGE DEFENSE

Team	FGM	FGA	PCT
Maryland	844	2098	.402
Wake Forest	811	2004	.405
North Carolina	953	2338	.408
Clemson	682	1667	.409
Duke	934	223	.417
N.C. State	781	187	.417
Georgia Tech	782	184	.425
<b>Florida State</b>	<b>750</b>	<b>1758</b>	<b>.427</b>
Virginia	844	1820	.464

### THREE-POINT FG PERCENTAGE

Team	3PM	3PA	PCT
Duke	284	742	.383
<b>Florida State</b>	<b>175</b>	<b>491</b>	<b>.356</b>
Maryland	195	553	.353
North Carolina	169	492	.343
Georgia Tech	242	705	.343
N.C. State	187	560	.334
Clemson	189	570	.332
Virginia	211	646	.327
Wake Forest	159	515	.309

### FREE THROW PERCENTAGE

Team	FTM	FTA	PCT
Duke	618	833	.742
North Carolina	518	740	.700
Maryland	486	710	.685
<b>Florida State</b>	<b>387</b>	<b>566</b>	<b>.684</b>
Georgia Tech	427	625	.683
Virginia	557	822	.678
Wake Forest	531	788	.674
Clemson	384	572	.671
N.C. State	518	789	.657

### BLOCKED SHOTS

Team	G	No.	Avg.
Maryland	35	235	6.7
Duke	34	191	5.6
North Carolina	36	177	4.9
Georgia Tech	30	147	4.9
N.C. State	34	156	4.6
<b>Florida State</b>	<b>29</b>	<b>120</b>	<b>4.1</b>
Wake Forest	36	146	4.1
Virginia	31	95	3.1
Clemson	30	90	3.0

### STEALS

Team	G	No.	Avg.
Maryland	35	355	10.1
Duke	34	333	9.8
N.C. State	34	311	9.1
Virginia	31	272	8.8
Georgia Tech	30	196	6.5
Wake Forest	36	220	6.1
North Carolina	36	210	5.8
<b>Florida State</b>	<b>29</b>	<b>153</b>	<b>5.3</b>
Clemson	30	146	4.9

### TURNOVER MARGIN

Team	OPP	FOR	Mar.
Virginia	20.0	15.5	4.5
Duke	18.0	14.1	3.9
N.C. State	18.4	15.6	2.9
Maryland	18.5	16.3	2.2
Wake Forest	14.7	13.8	0.9
Georgia Tech	14.2	17.0	-2.7
North Carolina	11.6	14.9	-3.3
Clemson	11.2	15.1	-3.8
<b>Florida State</b>	<b>11.6</b>	<b>15.5</b>	<b>-3.9</b>

### REBOUND MARGIN

Team	G	FOR	OPP	Mar.
Wake Forest	36	38.3	33.7	4.6
Clemson	30	39.1	34.7	4.4
North Carolina	36	38.7	34.6	4.1
Georgia Tech	30	38.9	36.7	2.2
Maryland	35	38.7	37.0	1.7
N.C. State	34	36.3	34.9	1.4
<b>Florida State</b>	<b>29</b>	<b>37.1</b>	<b>36.0</b>	<b>1.1</b>
Duke	34	38.6	37.7	0.9
Virginia	31	36.3	38.6	-2.3

### THREE-POINT FG PER GAME

Team	G	FG	ATT	PG
Duke	34	284	742	8.4
Georgia Tech	30	242	705	8.1
Virginia	31	211	646	6.8
Clemson	30	189	570	6.3
<b>Florida State</b>	<b>29</b>	<b>175</b>	<b>491</b>	<b>6.0</b>
Maryland	35	195	553	5.6
N.C. State	34	187	560	5.5
North Carolina	36	169	492	4.7
Wake Forest	36	159	515	4.4

## 1999-00 All-Atlantic Coast Conference

### FIRST TEAM

Chris Carrawell, So., Duke  
 Shane Battier, Jr., Duke  
 Juan Dixon, So., Maryland  
 Will Solomon, So., Clemson  
 Lonny Baxter, So., Maryland

### SECOND TEAM

Terence Morris, Jr., Maryland  
 Ed Cota, Sr., North Carolina  
 Donald Hand, Jr., Virginia  
 Jason Collier, Sr., Georgia Tech  
 Joseph Forte, North Carolina  
 Chris Williams, Virginia

### THIRD TEAM

Jason Williams, Fr., Maryland  
 Darius Songaila, So., Wake Forest  
 Brendan Haywood, Jr., North Carolina

**Ron Hale, Sr., Florida State**  
**Damous Anderson, Sr., Florida State**

### PLAYER OF THE YEAR:


Chris Carrawell, Sr., Duke

### COACH OF THE YEAR:

Mike Krzyzewski, Duke

### ROOKIE OF THE YEAR:

Joseph Forte, North Carolina



Ron Hale was an All-ACC selection as a junior and senior.

## '99-'00 ACC Review

### 1999-00 Team Statistics — ACC Games Only

#### SCORING OFFENSE

Team	G	PTS	Avg.
Duke	16	1433	89.6
Virginia	16	1286	80.4
Maryland	16	1257	78.6
North Carolina	16	1191	74.4
N.C. State	16	1080	67.5
Wake Forest	16	1068	66.8
Clemson	16	1041	65.1
<b>Florida State</b>	<b>16</b>	<b>1035</b>	<b>64.7</b>
Georgia Tech	16	1015	63.4

#### SCORING DEFENSE

Team	G	PTS	Avg.
N.C. State	16	1095	68.4
Wake Forest	16	1099	68.7
Georgia Tech	16	1130	70.6
Maryland	16	1139	71.2
North Carolina	16	1141	71.3
Clemson	16	1159	72.4
<b>Florida State</b>	<b>16</b>	<b>1167</b>	<b>72.9</b>
Duke	16	1190	74.4
Virginia	16	1286	80.4

#### SCORING MARGIN

Team	Mar.
Duke	15.2
Maryland	7.4
North Carolina	3.1
Virginia	0.0
N.C. State	-0.9
Wake Forest	-1.9
Georgia Tech	-7.2
Clemson	-7.4
<b>Florida State</b>	<b>-8.3</b>

#### FIELD GOAL PERCENTAGE

Team	FGM	FGA	PCT
Duke	509	100	.507
North Carolina	443	88	.498
Maryland	475	101	.467
Virginia	441	102	.432
N.C. State	387	92	.417
Wake Forest	378	92	.407
<b>Florida State</b>	<b>361</b>	<b>88</b>	<b>.406</b>
Clemson	376	92	.405
Georgia Tech	342	89	.384

#### FIELD GOAL PERCENTAGE DEFENSE

Team	FGM	FGA	PCT
Maryland	392	957	.410
North Carolina	424	1031	.411
Clemson	373	885	.421
Georgia Tech	407	94	.431
Duke	467	108	.432
Wake Forest	379	869	.436
N.C. State	390	86	.450
<b>Florida State</b>	<b>431</b>	<b>942</b>	<b>.458</b>
Virginia	449	917	.490

#### THREE-POINT FG PERCENTAGE

Team	3PM	3PA	PCT
Duke	126	323	.390
Maryland	94	243	.387
Clemson	107	294	.364
<b>Florida State</b>	<b>99</b>	<b>276</b>	<b>.359</b>
N.C. State	91	262	.347
Georgia Tech	119	344	.346
North Carolina	76	223	.341
Virginia	117	344	.340
Wake Forest	65	212	.307

#### FREE THROW PERCENTAGE

Team	FTM	FTA	PCT
Duke	289	400	.723
<b>Florida State</b>	<b>214</b>	<b>297</b>	<b>.721</b>
North Carolina	229	321	.713
Wake Forest	247	352	.702
Virginia	287	413	.695
Maryland	213	307	.694
Clemson	182	268	.679
N.C. State	215	320	.672
Georgia Tech	212	321	.660

#### BLOCKED SHOTS

Team	G	No.	Avg.
Maryland	16	108	6.8
Duke	16	94	5.9
Georgia Tech	16	73	4.6
North Carolina	16	66	4.1
N.C. State	16	65	4.1
<b>Florida State</b>	<b>16</b>	<b>52</b>	<b>3.3</b>
Wake Forest	16	50	3.1
Clemson	16	40	2.5
Virginia	16	35	2.2

#### STEALS

Team	G	No.	Avg.
Maryland	16	150	9.4
Duke	16	147	9.2
N.C. State	16	132	8.3
Virginia	16	128	8.0
Wake Forest	16	100	6.3
Georgia Tech	16	98	6.1
North Carolina	16	88	5.5
Clemson	16	80	5.0
<b>Florida State</b>	<b>16</b>	<b>79</b>	<b>4.9</b>

#### TURNOVER MARGIN


Team	OPP	FOR	Mar.
Duke	18.0	12.5	5.5
Virginia	18.9	13.9	4.9
Maryland	17.3	13.8	3.6
N.C. State	17.1	15.3	1.9
Wake Forest	14.2	13.5	0.7
Clemson	11.6	14.8	-3.2
Georgia Tech	13.3	17.4	-4.1
<b>Florida State</b>	<b>10.9</b>	<b>15.1</b>	<b>-4.2</b>
North Carolina	10.3	15.3	-5.0

#### REBOUND MARGIN

Team	G	FOR	OPP	Mar.
North Carolina	16	38.1	33.3	4.8
Wake Forest	16	37.1	34.1	3.0
Clemson	16	37.8	35.8	2.0
<b>Florida State</b>	<b>16</b>	<b>35.7</b>	<b>34.3</b>	<b>1.4</b>
Georgia Tech	16	37.1	36.6	0.4
N.C. State	16	34.9	35.4	-0.5
Maryland	16	37.1	39.1	-1.9
Duke	16	35.6	39.5	-3.9
Virginia	16	34.2	39.5	-5.3

#### THREE-POINT FIELD GOALS

Team	G	FG	ATT	PG
Duke	16	126	323	7.9
Georgia Tech	16	119	344	7.4
Virginia	16	117	344	7.3
Clemson	16	107	294	6.7
<b>Florida State</b>	<b>16</b>	<b>99</b>	<b>276</b>	<b>6.2</b>
Maryland	16	94	243	5.9
N.C. State	16	91	262	5.7
North Carolina	16	76	223	4.8
Wake Forest	16	65	212	4.1



Delvon Arrington is the ACC's career leader in assists entering the 2000-01 season.