


2000-2001
Seminoles

RECORDS

The Seminole Basketball Record Book



All-Time Individual Records

MOST POINTS

Game: 46, Ron King vs. Georgia Southern, Feb. 11, 1971
Season: 743, Jim Oler, 1955-56
Career: 2130, Bob Sura, 1991-95

MOST FIELD GOALS

Game: 21, Ron King vs. Georgia Southern, Feb. 11, 1971
Season: 260, Alton Lee Gipson, 1983-84
Career: 731, Bob Sura, 1991-95

MOST FIELD GOAL ATTEMPTS

Game: 37, Ham Wernke vs. Tampa, Feb. 14, 1953
Career: 1626, Bob Sura, 1991-95

BEST FIELD GOAL PERCENTAGE

Game: 100.0 (10-10), Doug Edwards vs. UNC-Asheville, Jan. 2, 1992
Season: 69.1 (237-343), Murray Brown, 1978-79
Career: 66.8 (566-847), Murray Brown, 1976-80

MOST FREE THROWS

Game: 22, Jim Oler at Rollins, Feb. 16, 1955 and vs. Morningside, Dec. 16, 1955
Season: 311, Jim Oler, 1955-56
Career: 762, Jim Oler, 1952-56

MOST FREE THROW ATTEMPTS

Game: 30, Jim Oler vs. Morningside, Dec. 16, 1955
Season: 350, Jim Oler, 1955-56
Career: 975, Jim Oler, 1952-56

BEST FREE THROW PERCENTAGE

Game: 100.0 (16-16), Bob Sura vs. South Florida, Nov. 29, 1994
 100.0 (14-14), Doug Edwards vs. Clemson, Feb. 8, 1992
 100.0 (11-11), Nick Bryant vs. Florida Atlantic, Dec. 1, 1993
 100.0 (10-10), Granville Arnold vs. Memphis State, Feb. 11, 1984
 100.0 (10-10), Tony Dawson vs. Florida International, Dec. 2, 1987
Season: 89.5 (51-57), Ken Macklin, 1969-70
Career: 81.7 (161-197), Granville Arnold, 1982-85

MOST REBOUNDS

Game: 32, Rick Benson vs. Florida Southern, Feb. 7, 1955
Season: 456, Dave Cowens, 1967-68
Career: 1340, Dave Cowens, 1967-70

MOST ASSISTS

Game: 16, Otto Petty vs. South Alabama, Jan. 19, 1972
 16, Tony William vs. Jacksonville, Feb. 12, 1983
Season: 227, Otto Petty, 1970-71
Career: 602, Otto Petty, 1970-73

MOST STEALS

Game: 9, Charlie Ward vs. South Carolina, Mar. 2, 1991
 9, Bob Sura at Georgia Tech, Mar. 2, 1995
Season: 97, Sam Cassell, 1992-93
Career: 236, Charlie Ward, 1990-94

MOST BLOCKED SHOTS

Game: 9, Andre Reid vs. Bethune Cookman, Dec. 5, 1993
 9, Corey Louis vs. Maryland, Jan. 10, 1995
Season: 111, Rodney Dobard, 1992-93
Career: 240, Rodney Dobard, 1989-93

BEST SCORING AVERAGE

Season: 29.7, Jim Oler, 1955-56
Career: 23.2, Mitchell Wiggins, 1981-83

BEST REBOUND AVERAGE

Season: 17.5, Dave Cowens, 1967-68
Career: 17.2, Dave Cowens, 1967-70

Scoring Leaders

GAME

Name	Date	Points
1. Ron King vs. Georgia Southern	Feb. 11, 1971	46
2. Hugh Durham vs. Stetson	Jan. 19, 1987	43
Dave Fedor vs. Miami	Jan. 16, 1960	43
4. Murray Brown at Auburn	Dec. 4, 1978	42
Jim Oler vs. Morningside	Dec. 16, 1955	42
6. Pee Wee Barber vs. Miami	Feb. 26, 1987	40
7. Ham Wernke vs. Tampa	Feb. 14, 1953	38
Dave Fedor at Tampa	Feb. 26, 1962	38
David Thompson vs. South Alabama	Jan. 22, 1977	38
Tharon Mayes vs. Rhode Island	Dec. 29, 1989	38
11. Dave Fedor vs. Rollins	Feb. 11, 1960	37
Mitchell Wiggins vs. South Carolina	Feb. 22, 1982	37
Mitchell Wiggins vs. Florida	Jan. 11, 1982	37
Mitchell Wiggins vs. Memphis State	Feb. 26, 1983	37
Ron Hale vs. Wake Forest	Jan. 4, 2000	37
16. Hugh Durham at Georgia	Jan. 19, 1959	36
Mitchell Wiggins at San Diego State	Dec. 29, 1982	36
George McCloud at LaSalle	Feb. 23, 1989	36
19. Ham Wernke vs. Montana State	Mar. 7, 1955	35
Vernell Ellzy vs. Biscayne	Dec. 3, 1970	35
Reggie Royals vs. UC-Irvine	Jan. 30, 1971	35
Benny Clyde at Oklahoma City	Dec. 30, 1972	35
Larry Warren vs. Texas A&M	Jan. 4, 1974	35
Alton Lee Gipson at Virginia Tech	Mar. 3, 1984	35
Pee Wee Barber vs. Memphis State	Feb. 11, 1987	35
George McCloud at Jacksonville	Jan. 11, 1989	35
Bob Sura at Duke	Jan. 22, 1994	35

SEASON AVERAGE

Name	Year	Avg.
1. Jim Oler	1955-56	29.7
2. Mitchell Wiggins	1981-82	23.8
3. Tharon Mayes	1989-90	23.3
4. George McCloud	1988-89	22.8
5. Ron King	1970-71	22.7
Mitchell Wiggins	1982-83	22.7
7. Hugh Durham	1958-59	21.9
8. Murray Brown	1978-79	21.7
9. Ham Wernke	1952-53	21.3

Season (cont.)

Name	Year	Avg.
10. Bob Sura	1993-94	21.2
11. Jim Oler	1954-55	21.1
Dave Fedor	1959-60	21.1
13. Tony Dawson	1988-89	21.0
14. Mickey Dillard	1979-80	20.4
Dave Fedor	1961-62	20.4
16. Dave Cowens	1968-69	20.3



Bob Sura (inset) and George McCloud, who are both currently enjoying NBA careers, are among the all-time Seminole leaders in many categories.

Scoring Leaders

CAREER AVERAGE

Name	Years	Games/Points	Avg.
1. Mitchell Wiggins	1981-83	46-1067	23.2
2. Dave Fedor	1959-62	72-1453	20.2
3. Jim Oler	1952-56	91-1820	20.0
4. Alton Lee Gipson	1983-85	61-1194	19.6
Ron King	1970-73	64-1252	19.6
6. Tony Dawson	1987-89	60-1165	19.4
7. Ham Wernke	1951-55	73-1409	19.3
8. Dave Cowens	1967-70	78-1479	19.0
9. Hugh Durham	1956-59	73-1381	18.9
10. Sam Cassell	1991-93	64-1211	18.3

Career (cont.)

Name	Years	Games/Points	Avg.
11. Pee Wee Barber	1986-87	58-1039	17.9
12. Bob Sura	1991-95	119-2130	17.9
13. Doug Edwards	1990-93	93-1604	17.2
14. Reggie Royals	1970-73	84-1402	16.7
15. Larry Warren	1972-75	51-840	16.5
16. Tharon Mayes	1987-90	77-1260	16.4
17. James Collins	1993-97	112-1793	16.0
18. Elvis Rolle	1979-81	59-923	15.6
19. David Thompson	1975-78	83-1289	15.5

500-Point Club (one season)

Name	Year	Pts.
1. Jim Oler	1955-56	743
2. George McCloud	1988-89	683
3. Bob Sura	1992-93	675
4. Sam Cassell	1992-93	641
5. Mickey Dillard	1979-80	635
6. Tony Dawson	1988-89	629
Murray Brown	1978-79	629
8. Alton Lee Gipson	1983-84	626
9. Ron King	1970-71	589
10. Murray Brown	1979-80	578
11. Pee Wee Barber	1986-87	576
12. Ron King	1971-72	573
13. Bob Sura	1993-94	573
14. Sam Cassell	1991-92	570
15. Doug Edwards	1992-93	568
Alton Lee Gipson	1984-85	568
17. Tharon Mayes	1989-90	559
18. Jim Oler	1954-55	549
19. Harry Davis	1977-78	546
George McCloud	1987-88	546
21. Mitchell Wiggins	1982-83	544
22. Tony Dawson	1987-88	536
23. Dave Fedor	1959-60	527
24. Doug Edwards	1990-91	524
25. Mitchell Wiggins	1981-82	523
26. Irving Thomas	1989-90	519
27. Mickey Dillard	1980-81	515
28. James Collins	1996-97	514
29. Doug Edwards	1991-92	512
Ham Wernke	1954-55	512
31. Hugh Durham	1956-57	509
32. Dave Cowens	1967-68	508
Dave Cowens	1968-69	508
34. Hugh Durham	1958-59	504
35. Bob Sura	1994-95	502
36. Reggie Royals	1970-72	501
37. David Thompson	1976-77	500

1,000-Point Club (career)

Name	Years	Games	FG	FT	Pts.	Avg.
1. Bob Sura	1991-95	119	731	454	2130	17.9
2. Jim Oler	1952-56	91	529	762	1820	20.0
3. James Collins	1993-97	112	645	248	1793	16.0
4. Dave Cowens	1966-70	78	582	315	1738	18.1
5. Mickey Dillard	1976-81	115	640	448	1734	15.1
6. Doug Edwards	1990-93	93	621	332	1604	17.2
7. George McCloud	1985-89	117	529	315	1574	13.4
8. Harry Davis	1974-78	108	640	234	1514	14.0
9. Murray Brown	1976-80	106	566	338	1470	13.9
10. Dave Fedor	1959-62	72	585	283	1453	20.2
11. Randy Allen	1984-87	115	585	252	1428	12.4
12. Ham Wernke	1951-55	73	508	393	1409	19.3
13. Reggie Royals	1970-73	84	580	242	1402	16.7
14. Hugh Durham	1956-59	73	470	441	1381	18.9
15. Ron King	1970-73	64	542	168	1352	19.6
16. Chuck Graham	1989-94	118	503	216	1337	11.3
17. David Thompson	1975-78	83	571	147	1289	15.5
18. Tharon Mayes	1987-90	77	466	200	1260	16.4
19. Ron Hale	1996-00	120	423	279	1236	10.3
20. Sam Cassell	1991-93	64	440	223	1211	18.3
21. Alton Lee Gipson	1983-85	61	496	202	1194	19.6
22. Tony Dawson	1987-89	60	455	229	1165	19.4
23. Jeff Hogan	1966-69	79	466	232	1164	14.8
24. Corey Louis	1994-98	107	447	232	1127	10.5
25. Gary Schull	1963-66	76	403	316	1122	14.3
26. Lawrence McCray	1972-74	84	492	127	1111	13.2
27. Larry Warren	1973-76	78	473	162	1108	14.2
28. Mitchell Wiggins	1981-83	46	439	189	1067	23.2
29. Michael Polite	1987-91	99	379	297	1066	10.8
30. Rodney Dobard	1989-93	122	456	146	1056	8.7
31. Pee Wee Barber	1985-87	58	387	197	1039	17.9
32. LaMarr Greer	1994-98	117	364	171	1022	8.7
33. Wayne Smalls	1973-77	104	457	101	1015	9.8

James Collins (right) is the third-leading career scorer in school history with 1,793 points. Ron King (far right) scored a school-record 46 points against Georgia Southern on February 11, 1971.



1,000-Point Scorers



1. Bob Sura 2,130 pts.
Guard • 6-5 • 200 • Wilkes-Barre, PA

Bob Sura tallied 2,130 points during his four seasons at FSU to become the program's all-time leading scorer. After being named ACC Rookie of the Year as a freshman, he went on to become the first player in Florida State history to be named First Team All-ACC. He was selected with the 17th overall pick in the 1995 NBA Draft by the Cleveland Cavaliers.

Year	G	FG-FGA	PCT	FT-FTA	PCT	RB-AVG	PTS-AVG
1991-92	31	124-269	.461	94-150	.627	107-3.5	380-12.3
1992-93	34	241-533	.452	120-188	.638	209-6.1	675-19.9
1993-94	27	202-431	.469	117-179	.654	213-7.9	573-21.2
1994-95	27	164-393	.417	123-179	.687	185-6.9	502-18.6
Totals	119	731-1,626	.450	454-696	.652	714-6.0	2,130-17.9



2. Jim Oler 1,820 pts.
Guard • 5-11 • 180 • Economy, IN

After setting the mark as one of the first members of the 1,000 point club, Jim Oler held the top spot on the all-time scorers list for 39 years before passing the torch to Bob Sura. Oler still holds the single season record for points in a season with 743. He also holds most of the Florida State free throw records including single game (22), single season (311) and career (762). Oler's career scoring average still ranks as the best in Florida State history.

Year	G	FG-FGA	PCT	FT-FTA	PCT	RB-AVG	PTS-AVG
1952-53	20	52-139	.374	90-118	.763	—	194-9.7
1953-54	20	—	—	—	—	—	334-16.7
1954-55	26	164-414	.396	221-289	.765	76-2.9	549-21.1
1955-56	25	216-470	.460	311-390	.818	136-5.4	743-29.7
Totals	91	—	—	—	—	—	1,820-20.0



3. James Collins 1,793 pts.
Guard • 6-4 • 196 • Jacksonville, FL

James Collins' distinguished FSU career came to an end in 1997 with 1,793 points. Collins also ranks among the Seminoles' all-time top 10 in five other categories including field goals, field goal attempts, three-pointers, three-point attempts and steals.

Year	G	FG-FGA	PCT	FT-FTA	PCT	RB-AVG	PTS-AVG
1993-94	27	110-270	.407	39-57	.684	104-3.9	298-11.0
1994-95	27	181-354	.511	72-164	.439	116-4.3	487-18.0
1995-96	27	172-412	.417	81-120	.675	121-4.5	494-18.3
1996-97	31	182-397	.458	75-112	.670	158-5.1	514-16.6
Totals	112	645-1,433	.450	267-453	.589	499-4.5	1,793-16.0



4. Dave Cowens 1,738 pts.
Center • 6-9 • 220 • Newport, KY

Honored as one of the 50 greatest players in NBA history, Dave Cowens is arguably the single greatest player in Florida State history. While at FSU, he averaged 18.1 points and 17.7 rebounds per game while shooting 52 percent from the field. Cowens also owns most Seminole rebounding records including rebounds in a season (456) and career rebounds (1697). His talent caught the eye of the Boston Celtics who selected him fourth overall in the 1970 NBA Draft. During his rookie season with the Celtics he averaged 17 points and 15 rebounds per game and won NBA rookie of the year honors. In 1973 he took home both the all-star MVP and league MVP trophies. Cowens' intensity and desire earned him seven all-star appearances and two championship rings with the Celtics in 1974 and 1976 and in 1991 an induction into the Basketball Hall of Fame. Cowens continues his tremendous impact on the game as the head coach of the NBA's Charlotte Hornets.

Year	G	FG-FGA	PCT	FT-FTA	PCT	RB-AVG	PTS-AVG
1966-67	18	105-208	.505	49-90	.544	357-20.0	259-14.4
1967-68	27	206-383	.538	96-131	.733	456-17.0	508-18.8
1968-69	25	202-384	.526	104-164	.634	437-17.5	508-20.3
1969-70	26	174-355	.490	115-169	.676	447-17.2	463-17.8
Totals	96	687-1,330	.516	364-554	.657	1,697-17.7	1,738-18.1



5. Mickey Dillard 1,734 pts.
Guard • 6-3 • 170 • Dania, FL

Mickey Dillard overcame a broken leg during his junior season to rank fifth on FSU's all-time scoring list. Dillard was drafted by the Atlanta Hawks after his junior year but returned for his senior season to total 1,734 points in his FSU career. Dillard was selected by Cleveland in the third round of the 1981 NBA Draft.

Year	G	FG-FGA	PCT	FT-FTA	PCT	RB-AVG	PTS-AVG
1976-77	25	53-110	.481	40-61	.655	29-1.1	146-5.8
1977-78	29	153-282	.542	92-110	.773	74-2.5	398-13.7
1978-79	2	13-26	.500	14-16	.875	8-4.0	40-20.0
1979-80	31	239-458	.521	151-197	.766	130-4.1	635-20.4
1980-81	28	182-372	.489	151-190	.794	98-3.5	515-18.3
Totals	115	640-1,248	.513	448-583	.768	339-29	1,734-15.1



6. Doug Edwards 1,604 pts.
Forward • 6-9 • 220 • Miami, FL

Having received Florida's Mr. Basketball honors in 1989, Doug Edwards was touted as the best high school player in the history of the state. In only three seasons, he moved himself into the sixth position on the FSU all-time scoring list and is the only player in school history to score more than 500 points in three consecutive seasons. Edwards began his professional career with the Atlanta Hawks who drafted him in the first round in 1993.

Year	G	FG-FGA	PCT	FT-FTA	PCT	RB-AVG	PTS-AVG
1990-91	32	200-385	.519	112-158	.709	227-7.1	524-16.4
1991-92	30	197-385	.512	106-142	.747	271-9.0	512-17.1
1992-93	31	224-424	.528	114-158	.722	290-9.4	568-18.3
Totals	93	621-1,194	.520	332-458	.725	788-8.5	1,604-17.2



7. George McCloud 1,574 pts.
Guard • 6-6 • 205 • Daytona Beach, FL

A seldom used forward in his first two seasons, George McCloud made the transition to guard with ease and instantly made his mark. This deadly accurate three-point shooter holds both FSU's single game (10) and single season (115) three-point shooting records. Winning All-Metro conference honors his junior year, McCloud became a serious NBA prospect and was the first round pick of the Indiana Pacers in 1989. He currently plays for the Phoenix Suns.

Year	G	FG-FGA	PCT	FT-FTA	PCT	RB-AVG	PTS-AVG
1985-86	27	42-87	.483	31-49	.633	49-1.8	115-4.4
1986-87	30	87-197	.442	42-68	.618	126-4.2	230-7.7
1987-88	30	193-403	.479	88-112	.786	111-3.7	546-18.2
1988-89	30	207-462	.448	154-176	.875	109-3.6	683-22.8
Totals	117	529-1,149	.460	315-405	.778	395-3.4	1,574-13.5



8. Harry Davis 1,514 pts.
Forward/Center • 6-7 • 220 • Cleveland, OH

Gathering the most mileage of possibly any other Seminole, Harry Davis played in several international competitions including a stop in Moscow, Russia. Davis won Seminole MVP honors as a sophomore and senior. Davis returned to his hometown to play professional ball with the Cleveland Cavaliers.

Year	G	FG-FGA	PCT	FT-FTA	PCT	RB-AVG	PTS-AVG
1974-75	26	104-185	.562	27-41	.672	147-5.7	235-9.0
1975-76	27	143-224	.638	45-71	.634	167-6.2	331-12.3
1976-77	27	176-310	.567	50-92	.543	212-7.8	402-14.8
1977-78	28	217-376	.577	112-178	.629	208-7.4	546-19.5
Totals	108	640-1,095	.584	234-382	.613	734-6.8	1,514-14.0

1,000-Point Scorers



9. Murray Brown 1,469 pts.

Forward • 6-8 • 205 • Tampa, FL

Known as "Mule" by his coaches for his hard work and determination, Murray Brown led the nation in field goal shooting in the 1978-79 season with a .691 percentage. Brown also holds the distinction as FSU's most accurate shooter ever with a .668 career percentage. This All-Metro Conference performer was selected by the Cleveland Cavaliers in the 1980 NBA draft.

Year	G	FG-FGA	PCT	FT-FTA	PCT	RB-AVG	PTS-AVG
1976-77	18	38-50	.760	18-28	.642	47-2.6	94-5.2
1977-78	28	61-98	.622	46-65	.707	111-3.9	168-6.0
1978-79	29	237-343	.691	155-218	.711	242-8.3	629-21.7
1979-80	31	230-356	.646	119-172	.691	238-7.6	578-18.6
Totals	106	566-847	.668	338-483	.700	638-6.0	1,469-13.9



10. Dave Fedor 1,453 pts.

Forward • 6-6 • 192 • Zephyrhills, FL

A left-hander known for his ability to do most anything on the court with either hand, Dave Fedor led the Seminoles as co-captain in both his junior and senior seasons. Fedor's hard work and consistency were evidenced by his streak of 49 consecutive games scoring in double figures. He became the first FSU player ever picked in the NBA Draft when he was selected by Philadelphia in 1962.

Year	G	FG-FGA	PCT	FT-FTA	PCT	RB-AVG	PTS-AVG
1959-60	25	214-453	.472	99-131	.756	400-16.0	527-21.1
1960-61	24	185-365	.507	86-107	.804	336-14.0	456-19.0
1961-62	23	186-356	.522	98-125	.784	233-10.1	470-20.4
Totals	72	585-1,174	.498	283-363	.780	969-13.5	1,453-20.2



11. Randy Allen 1,438 pts.

Forward • 6-7 • 222 • Milton, FL

Milton, FL native Randy Allen was one of the most dependable players in FSU history. Allen averaged at least 12.0 points and 6.0 rebounds per game his last three years. He was twice named All-Metro and is also a member of Florida State's 500-Board Club.

Year	G	FG-FGA	PCT	FT-FTA	PCT	RB-AVG	PTS-AVG
1983-84	30	109-211	.517	37-73	.507	148-4.9	255-8.5
1984-85	28	187-352	.531	62-101	.614	190-6.8	436-15.6
1985-86	27	152-330	.461	67-112	.598	163-6.2	371-13.7
1986-87	30	144-312	.462	88-127	.693	235-7.8	376-12.5
Totals	115	592-1,205	.491	254-413	.615	736-6.4	1,438-12.5



12. Ham Wernke 1,409 pts.

Guard • 6-0 • 170 • Batesville, IN

Ham Wernke was one of the best perimeter shooters in the early days of the FSU program. He averaged in double figures in each of his four seasons and at least 18 points in his last three.

Year	G	FG-FGA	PCT	FT-FTA	PCT	RB-AVG	PTS-AVG
1951-52	5	20-71	.282	17-23	.739	—	57-11.4
1952-53	22	167-422	.396	134-193	.694	—	468-21.3
1953-54	20	—	—	—	—	—	372-18.6
1954-55	26	190-461	.412	132-169	.781	130-5.0	512-19.7
Totals	73	—	—	—	—	—	1,409-19.3



13. Reggie Royals 1,402 pts.

Forward • 6-10 • 200 • Whiteville, NC

Helping lead the charge for a national title in 1972, Reggie Royals was an exceptional outside shooter for a player of his size. Nicknamed the "Tree" by his teammates Royals grabbed over 300 rebounds in three consecutive seasons. He is FSU's second leading career rebounder, behind Dave Cowens, with 1,006. Royals took his talents to Philadelphia as one of their 1973 draft selections.

Year	G	FG-FGA	PCT	FT-FTA	PCT	RB-AVG	PTS-AVG
1970-71	26	191-384	.497	89-122	.730	390-15.0	471-18.1
1971-72	32	196-415	.472	109-159	.686	351-11.0	501-15.7
1972-73	26	193-382	.510	44-68	.647	265-10.2	430-16.5
Totals	84	580-1,181	.491	242-349	.693	1,006-12.0	1,402-16.7



14. Hugh Durham 1,381 pts.

Guard • 5-11 • 160 • Louisville, KY

After leading the Seminoles as a player in the 50s, Hugh Durham returned to lead the Seminoles as their head coach in the 60s and 70s. As a player Durham ranks second in points scored in a single game (43) and also scored more than 500 points in two seasons. Perhaps most notable was Durham's coaching career at FSU when he led the Seminoles to three NCAA Tournament appearances including a national championship game appearance in 1972. His career winning percentage as the 'Noles head coach was .708 which still ranks among the best in the nation. Durham currently coaches at Jacksonville University.

Year	G	FG-FGA	PCT	FT-FTA	PCT	RB-AVG	PTS-AVG
1956-57	26	177-438	.404	155-213	.728	116-4.5	509-19.6
1957-58	24	122-377	.324	124-155	.800	93-3.9	368-13.3
1958-59	23	171-415	.412	162-201	.806	86-3.7	504-21.9
Totals	73	470-1,230	.382	441-569	.775	295-4.0	1,381-18.9



15. Chuck Graham 1,338 pts.

Guard • 6-3 • 200 • Augusta, GA

With an explosive vertical leap of 41 inches, Chuck Graham was one of the most acrobatic players to ever wear a Seminole uniform. Despite missing a year due to a knee injury suffered three minutes into his senior season opener, Graham was granted a medical hardship and returned to be a major contributor to the Seminoles' '93-94 campaign.

Year	G	FG-FGA	PCT	FT-FTA	PCT	RB-AVG	PTS-AVG
1989-90	31	126-269	.468	51-69	.739	110-3.5	314-10.1
1990-91	32	131-306	.428	52-73	.712	86-2.7	350-10.9
1991-92	30	143-324	.441	69-85	.812	105-3.5	391-13.0
1992-93	1	0-1	.000	0-0	.000	1-1.0	1-1.0
1993-94	24	103-247	.417	44-58	.759	84-3.5	282-11.8
Totals	118	503-1,147	.439	216-285	.758	386-3.3	1,338-11.3



16. David Thompson 1,289 pts.

Forward • 6-8 • 195 • Boston, MA

After transferring from Lake City Junior College, David Thompson made an immediate impact for the Seminoles making the All-Tournament team in the IPTAY, Cable Car and Vermont Classics in 1976-77. His trademark fall away jump shot helped him score 1,289 points in his FSU career. Thompson was drafted by Buffalo in 1978.

Year	G	FG-FGA	PCT	FT-FTA	PCT	RB-AVG	PTS-AVG
1975-76	27	166-356	.466	58-78	.744	203-7.5	390-14.4
1976-77	27	230-495	.464	40-69	.579	205-7.5	500-18.5
1977-78	29	175-362	.483	49-69	.710	211-7.2	399-13.7
Totals	83	571-1,213	.471	147-216	.681	620-7.5	1,289-15.5

1,000-Point Scorers



17. Ron King 1,261 pts.

Forward • 6-4 • 185 • Louisville, KY

Ron King owns FSU's single game scoring record with a 46-point outing against Georgia Southern in 1971. He was an All-American in 1972 and the NCAA Midwest Regional MVP in leading the Seminoles to the Final Four. He was selected by the Golden State Warriors of the NBA in 1973.

Year	G	FG-FGA	PCT	FT-FTA	PCT	RB-AVG	PTS-AVG
1970-71	26	262-521	.503	65-91	.714	130-5.0	589-22.7
1971-72	32	239-558	.428	95-126	.754	192-6.0	573-17.9
1972-73	6	41-91	.451	8-13	.615	17-3.3	99-16.5
Totals	64	542-1,170	.463	168-230	.730	339-5.3	1,261-19.7



18. Tharon Mayes 1,260 pts.

Guard • 6-3 • 175 • New Haven, CT

A defensive terror because of his lightning quick hands, Tharon Mayes had 132 steals in his career with Florida State. In the 1989-90 season, Mayes averaged 23.3 points, which is the third best season scoring average in the FSU record book. Mayes is currently playing professional basketball in Europe.

Year	G	FG-FGA	PCT	FT-FTA	PCT	RB-AVG	PTS-AVG
1987-88	30	142-299	.475	66-90	.733	83-2.8	396-13.2
1988-89	23	126-229	.550	29-39	.744	53-2.3	305-13.3
1989-90	24	198-414	.478	105-126	.833	81-3.4	559-23.3
Totals	77	466-942	.495	200-255	.784	217-2.8	1,260-16.4



19. Ron Hale 1,236 pts.

Forward • 6-9 • 210 • Largo, FL

Ron Hale, a two-time all-ACC selection, was one of the top scorers in Seminole history during his career. He scored 1,236 career points. Hale's career high of 37 points came against Wake Forest on January 4, 2000. He signed a free agent contract with the Miami Heat prior to the 2001 season.

Year	G	FG-FGA	PCT	FT-FTA	PCT	RB-AVG	PTS-AVG
1996-97	30	47-110	.427	27-40	.675	69-2.3	130-4.3
1997-98	32	70-147	.476	27-44	.614	127-4.0	187-5.8
1998-99	30	167-351	.476	108-135	.800	168-5.6	481-16.0
1999-00	28	139-348	.399	117-155	.755	134-4.8	438-15.6
Totals	120	423-956	.442	279-374	.746	498-4.2	1,236-10.3



20. Sam Cassell 1,211 pts.

Guard • 6-3 • 195 • Baltimore, MD

Perhaps one of the greatest junior college transfers in Seminole history, Sam Cassell added an offensive and defensive threat to the Seminole arsenal. With a season record 97 steals in his '92-'93 campaign, Cassell also dished out 170 assists that same season along with an average of 18.3 points per game. He thrived on pressure situations and routinely came through in the clutch. Cassell was drafted by the Houston Rockets in the first round of the 1993 NBA draft. During his first two seasons in the NBA he was an integral part of the Rockets' World Championship teams. He currently plays for the New Jersey Nets.

Year	G	FG-FGA	PCT	FT-FTA	PCT	RB-AVG	PTS-AVG
1991-92	31	206-454	.454	100-142	.704	141-4.5	570-18.4
1992-93	35	234-466	.502	123-162	.759	152-4.3	641-18.3
Totals	66	440-920	.478	223-304	.733	293-4.4	1,211-18.3



21. Alton Lee Gipson 1,194 pts.

Center • 6-11 • 230 • Dubach, LA

Widely considered the best junior college center in the country 1982-83, Alton Lee Gipson was named Metro Conference Newcomer of the Year in 1983-84. He was also named to the Metro Tournament all-tournament team the

same year. Gipson ranks eighth in single season scoring having scored 626 points in his '83-84 season. He also earned All-America honors in 1983-84.

Year	G	FG-FGA	PCT	FT-FTA	PCT	RB-AVG	PTS-AVG
1983-84	31	260-497	.523	106-173	.613	208-6.7	626-20.2
1984-85	30	236-489	.483	96-150	.640	234-7.8	568-18.9
Totals	61	496-986	.503	202-323	.625	442-7.3	1,194-19.6



22. Tony Dawson 1,165 pts.

Forward • 6-7 • 215 • Kinston, NC

Walking with a limp from a childhood accident that left one leg shorter than the other, Tony Dawson rose above his circumstances to become one of Florida State's highest scorers. He ranks sixth in single season scoring with a 629-point performance during the '88-'89 season. In 1987-88 he shot .460 from the three point line to put him first all time in the three-point percentage for a season.

Year	G	FG-FGA	PCT	FT-FTA	PCT	RB-AVG	PTS-AVG
1987-88	30	212-393	.539	111-153	.725	228-7.6	536-17.9
1988-89	30	243-460	.528	118-160	.738	206-6.9	629-21.0
Totals	60	455-853	.533	229-313	.732	434-7.2	1,165-19.4



23. Jeff Hogan 1,165 pts.

Guard • 6-0 • 165 • Akron, Ohio

A brilliant two-sport star for Florida State, Jeff Hogan, was a leader on the Seminole basketball and baseball teams from 1966 to 1969. Though Hogan was a gifted basketball player and a prolific scorer he chose to play professional baseball. He averaged at least 14.0 points per game in all three of his seasons.

Year	G	FG-FGA	PCT	FT-FTA	PCT	RB-AVG	PTS-AVG
1966-67	26	143-292	.490	85-115	.739	81-3.1	372-14.3
1967-68	27	168-348	.483	91-110	.827	60-2.2	427-15.8
1968-69	26	155-335	.463	56-80	.700	55-2.1	366-14.1
Totals	79	466-975	.478	232-305	.760	196-2.5	1,165-14.7



24. Corey Louis 1,122 pts.

Forward/Center • 6-9 • 235 • Miami, FL

A four-year starter at FSU, Corey Louis finished his career among the Seminoles' all-time leaders in scoring, rebounding and blocked shots. He was Florida State's team MVP as a senior and helped lead FSU back to the NCAA Tournament.

Year	G	FG-FGA	PCT	FT-FTA	PCT	RB-AVG	PTS-AVG
1994-95	27	120-267	.449	54-76	.711	210-7.8	295-10.9
1995-96	23	84-198	.424	47-75	.627	150-6.5	215-9.3
1996-97	25	109-219	.498	57-88	.648	170-6.8	275-11.0
1997-98	32	134-241	.556	74-132	.561	225-7.0	342-10.7
Totals	107	447-925	.483	232-371	.625	755-7.1	1,122-10.5



25. Gary Schull 1,122 pts.

Forward/Center • 6-6 • 211 • Pompano Beach, FL

From 1963-1966, Gary Schull was the leader of Florida State's basketball Seminoles. The Pompano Beach prep star, short for a college center, made up for lack of size with hustle and aggressiveness. In his career, Schull averaged 14.8 points per game and grabbed more than 10 rebounds a contest. Schull graduated in 1966 and went to Europe to become one of Italy's best known and most popular pro players.

Year	G	FG-FGA	PCT	FT-FTA	PCT	RB-AVG	PTS-AVG
1963-64	25	—	—	—	—	179-7.2	323-12.9
1964-65	26	120-263	.456	85-128	.663	273-10.5	325-12.5
1965-66	25	155-302	.514	164-237	.687	317-12.7	474-19.0
Totals	76	—	—	—	—	769-10.1	1,122-14.8

1,000-Point Scorers



26. Lawrence McCray 1,111 pts. Center • 6-11 • 210 • Pensacola, FL

A strong defensive performer, Lawrence McCray was also an effective offensive weapon. Mr. Basketball in the state of Florida in 1970, McCray averaged 14.7 points and nine rebounds per game in his FSU career. Known as Lurch by his teammates, McCray was drafted by New Orleans in 1974.

Year	G	FG-FGA	PCT	FT-FTA	PCT	RB-AVG	PTS-AVG
1971-72	32	166-300	.554	52-89	.584	263-8.2	384-12.0
1972-73	26	170-293	.580	41-71	.577	242-9.3	381-14.7
1973-74	26	156-303	.514	34-63	.540	254-9.8	346-13.3
Totals	84	492-896	.549	127-223	.569	759-9.0	1,111-14.7



27. Larry Warren 1,108 pts. Guard • 6-4 • 190 • Lake Worth, FL

Another of FSU's many Florida Mr. Basketball honorees, Larry Warren was also a junior college All-American. Known for his great play in big games, Warren averaged 14.2 points a game in his FSU career. Warren's junior college coach was fellow 1,000-point club member Jim Oler.

Year	G	FG-FGA	PCT	FT-FTA	PCT	RB-AVG	PTS-AVG
1973-74	26	179-395	.453	82-103	.796	161-6.2	440-16.9
1974-75	25	172-363	.474	56-72	.778	139-5.6	400-16.0
1975-76	27	122-311	.392	24-37	.649	102-3.8	268-9.9
Totals	78	473-1,069	.442	162-212	.764	402-5.2	1,108-14.2



28. Mitchell Wiggins 1,067 pts. Guard • 6-4 • 185 • Grifton, NC

An FSU All-American, Mitchell Wiggins was one of the most potent scoring threats to wear the Garnet and Gold. With a career scoring average of 23.2 points per game, he leads all Seminoles in that category. Wiggins was the first FSU player to win the Metro Conference scoring title. He was a first team All-Metro selection in 1981-82 and lead the conference in rebounding from the guard position. Wiggins participated on the U.S. National team at the 1982 World Championships. Drafted by the Indiana Pacers in 1983, Wiggins wound up in Chicago then moved on to Houston and Philadelphia of the NBA.

Year	G	FG-FGA	PCT	FT-FTA	PCT	RB-AVG	PTS-AVG
1981-82	22	223-388	.574	77-102	.754	213-9.7	523-23.8
1982-83	24	216-410	.527	112-147	.762	196-8.2	544-22.7
Totals	46	439-798	.550	189-249	.759	409-8.9	1,067-23.2



29. Michael Polite 1,066 pts. Forward • 6-7 • 215 • Daytona Beach, FL

Michael Polite overcame guillain'-barre syndrome as a sophomore to have a productive career. He led FSU in rebounding his final two seasons and averaged at least 13 points per game as a junior and senior.

Year	G	FG-FGA	PCT	FT-FTA	PCT	RB-AVG	PTS-AVG
1987-88	30	69-117	.590	50-70	.714	115-3.8	188-6.3
1988-89	6	10-20	.500	6-17	.353	23-3.8	26-2.3
1989-90	31	156-268	.582	117-173	.676	262-8.5	433-14.0
1990-91	32	144-305	.472	124-190	.653	273-8.5	419-13.1
Totals	99	379-710	.534	297-450	.660	673-6.8	1,066-10.8



30. Pee Wee Barber 1,062 pts. Guard • 5-11 • 175 • Harrisonburg, VA

A bump and run guard who never slowed down, Pee Wee Barber played big for his size. In 1985-86 he led the Seminoles in scoring (16.8 points per game), assists (5.0 per game), and steals (1.8 per game). He was also named to the Metro Conference All-Tournament team in 1986. Pee Wee, whose given name is Norwood, was drafted by the Portland Trailblazers in 1987.

Year	G	FG-FGA	PCT	FT-FTA	PCT	RB-AVG	PTS-AVG
1985-86	29	204-402	.507	78-102	.765	69-2.5	486-16.8
1986-87	30	191-400	.478	122-152	.803	69-2.3	576-19.2
Totals	59	395-802	.493	200-254	.787	138-2.4	1,062-18.0



31. Rodney Dobard 1,058 pts. Forward • 6-9 • 210 • Delray Beach, FL

Rodney Dobard was no stranger to highlight films performing acrobatic fast break dunks and amazing put back slams. He holds the Seminole record for games played with 122. The most accurate big man in FSU history, Dobard ranks second in field goal percentage. On defense, Dobard owns the Florida State record for the most blocked shots in a season with 111 and career with 240.

Year	G	FG-FGA	PCT	FT-FTA	PCT	RB-AVG	PTS-AVG
1989-90	29	38-68	.559	12-23	.522	82-2.8	88-3.0
1990-91	29	110-193	.570	27-50	.540	150-5.2	247-8.5
1991-92	29	139-221	.624	43-72	.597	195-6.7	319-11.0
1992-93	35	170-297	.572	64-98	.653	214-6.1	404-11.5
Totals	122	456-779	.585	146-243	.601	641-5.3	1,058-8.7



32. LaMarr Greer 1,022 pts. Guard/Forward • 6-5 • 225 • Cape May, NJ

One of the most versatile players in FSU history, LaMarr Greer started his first two seasons at point guard before moving to the wing for his last two years. He ranks among Florida State's all-time top 10 in five categories.

Year	G	FG-FGA	PCT	FT-FTA	PCT	RB-AVG	PTS-AVG
1994-95	26	55-136	.404	12-16	.750	76-2.9	146-5.6
1995-96	27	91-203	.448	53-83	.639	93-3.4	253-9.4
1996-97	32	91-213	.427	49-80	.613	124-3.9	269-8.4
1997-98	32	127-321	.396	57-76	.750	145-4.5	354-11.1
Totals	117	364-873	.417	171-255	.671	438-3.7	1,022-8.7



33. Wayne Smalls 1,016 pts. Guard • 6-2 • 225 • Camden, NJ

Best known for his outside shooting ability, Wayne Smalls was one of the most consistent players to come off of the bench for Florida State. As a senior, Smalls hit 84 percent from the free throw line to rank among the nation's best.

Year	G	FG-FGA	PCT	FT-FTA	PCT	RB-AVG	PTS-AVG
1973-74	26	105-244	.430	23-30	.767	54-2.1	233-9.0
1974-75	26	141-314	.449	33-43	.767	68-2.6	315-12.1
1975-76	25	82-160	.513	20-31	.645	22-0.9	184-7.4
1976-77	27	129-289	.446	26-31	.838	86-3.1	284-10.5
Totals	104	457-1,007	.454	102-135	.756	230-2.2	1,016-9.8

Field Goals

Field Goals Made

GAME	Name	Date	FGM
1.	Ron King vs. Georgia Southern	Feb. 11, 1971	21
2.	Ron King at Pan American	Dec. 23, 1970	17
	Ron King vs. Miami	Jan. 8, 1971	17
	David Thompson vs. South Alabama	Jan. 22, 1977	17
	Mitchell Wiggins at San Diego State	Dec. 24, 1982	17
6.	Dave Fedor vs. Miami	Jan. 16, 1960	16
	Larry Warren vs. Marshall	Dec. 7, 1974	16
	Murray Brown at Auburn	Dec. 4, 1978	16
	Alton Lee Gipson vs. Tampa	Nov. 26, 1984	16
10.	Dave Fedor vs. Rollins	Feb. 11, 1960	15
	Ray Swain at Tampa	Feb. 26, 1962	15
	Reggie Royals vs. UC-Irvine	Jan. 30, 1971	15
	Mitchell Wiggins vs. Florida	Jan. 11, 1982	15
	Doug Edwards vs. DePaul	Feb. 23, 1992	15
	Bob Sura vs. Lafayette	Jan. 2, 1994	15

SEASON


Player	FG Made	Year	
1. Ron King	262	1970-71	
2. Alton Lee Gipson	260	1983-84	
3. Tony Dawson	243	1988-89	
4. Bob Sura	241	1992-93	
5. Micky Dillard	239	1979-80	
	Ron King	239	1971-72
7. Murray Brown	237	1978-79	
8. Alton Lee Gipson	236	1984-85	
9. Sam Cassell	234	1992-93	
10. Murray Brown	230	1979-80	
	David Thompson	230	1976-77
12. Doug Edwards	224	1992-93	
13. Mitchell Wiggins	223	1981-82	
14. Harry Davis	217	1977-78	
15. Mitchell Wiggins	216	1982-83	
	Jim Oler	216	1955-56

CAREER

Name	Years	FGM
1. Bob Sura	1991-95	731
2. James Collins	1993-97	645
3. Mickey Dillard	1976-81	640
	Harry Davis	640
5. Doug Edwards	1990-93	621
6. Dave Fedor	1959-62	585
	Randy Allen	585
8. Dave Cowens	1967-70	582
9. Reggie Royals	1970-73	580
10. David Thompson	1975-78	571
11. Murray Brown	1976-80	566
12. George McCloud	1985-89	529
	Jim Oler	529
14. Ham Wernke	1951-55	508
15. Chuck Graham	1989-94	503

Field Goals Attempted

GAME	Name	Date	FGA
1.	Ham Wernke vs. Tampa	Feb. 14, 1953	37
2.	Rick Benson vs. Beloit	March 9, 1955	32
	Ron King vs. Georgia Southern	Feb. 11, 1971	32
4.	Ian Morrison at Tampa	Feb. 27, 1967	31
5.	Burt Deckel at Furman	Dec. 14, 1957	30
	Don Bates at Stetson	Feb. 21, 1959	30



Doug Edwards is ranked among Florida State's all-time leaders in field goals made and attempted.

Game (cont.)

Name	Date	FGA	
7. Don Bates at Auburn	Dec. 17, 1958	29	
	Ron King vs. Miami	Jan. 8, 1971	29
9. Rick Benson vs. Georgia Teachers	March 1, 1955	28	
	Hugh Durham vs. Auburn	Dec. 29, 1958	28
	David Thompson at Jacksonville	Jan. 26, 1977	28
	David Thompson vs. UNC-Charlotte	Jan. 29, 1977	28

SEASON

Player	FG Attempted	Year
1. Ron King	558	1971-72
2. Bob Sura	533	1992-93
3. Ron King	521	1970-71
4. Alton Lee Gipson	497	1983-84
5. David Thompson	495	1976-77
5. Don Bates	495	1958-59
7. Alton Lee Gipson	489	1984-85
8. Rick Benson	471	1954-55
9. Jim Oler	470	1955-56
10. Sam-Cassell	466	1992-93
11. George McCloud	462	1988-89
12. Ham Wernke	461	1954-55
13. Tony Dawson	460	1988-89
14. Mickey Dillard	458	1979-80
15. Burt Deckel	457	1957-58

CAREER

Name	Years	FGA
1. Bob Sura	1991-95	1626
2. James Collins	1993-97	1433
3. Ham Wernke	1951-55	1308
4. Jim Oler	1952-56	1303
5. Mickey Dillard	1976-81	1248
6. Hugh Durham	1956-59	1230
7. David Thompson	1975-78	1213
8. Randy Allen	1984-87	1196
9. Doug Edwards	1990-93	1194
10. Reggie Royals	1970-73	1181
11. Dave Fedor	1959-62	1174

Field Goals


Three-Point Field Goals Made

GAME

Name	Date	3FGM
1. George McCloud at LaSalle	Feb. 23, 1989	10
2. James Collins vs. Connecticut	March 25, 1997	8
3. Adrian Crawford at Temple	Dec. 14, 1998	7
Sam Cassell vs. South Florida	Dec. 30, 1992	7
James Collins vs. Tulane	Dec. 10, 1994	7
6. Terrell Baker vs. Auburn	Dec. 6, 1998	6
Aubry Boyd at Jacksonville	Feb. 16, 1991	6
Sam Cassell at Wake Forest	Jan. 11, 1992	6
Sam Cassell vs. Georgia Tech	Feb. 15, 1992	6
Sam Cassell at Clemson	Jan. 20, 1993	6
LaRae Davis vs. Southern Miss.	Feb. 28, 1987	6
LaRae Davis at South Carolina	March 6, 1987	6
Tharon Mayes vs. Stetson	Dec. 22, 1989	6
George McCloud vs. Alabama State	Feb. 24, 1988	6
George McCloud vs. Florida	Dec. 3, 1988	6
George McCloud vs. Jacksonville	Jan. 11, 1989	6
George McCloud vs. Arkansas	Jan. 18, 1989	6

SEASON

Name	Year	3FGM
1. George McCloud	1988-89	115
2. LaRae Davis	1986-87	80
3. James Collins	1996-97	75
4. Bob Sura	1992-93	73
5. James Collins	1994-95	72
George McCloud	1987-88	72
Pee Wee Barber	1986-87	72
8. James Collins	1995-96	69



Rodney Dohard scored over 1,000 points during his four-year career at Florida State.

Season (cont.)

Name	Year	3FGM
9. Adrian Crawford	1998-99	64
10. Sam Cassell	1991-92	58
Tharon Mayes	1989-90	58
12. Aubry Boyd	1990-91	55

CAREER

Name	Years	3FGM
1. James Collins	1993-97	255
2. Bob Sura	1991-95	214
3. George McCloud	1986-89	201
4. Tharon Mayes	1987-90	128
5. LaMarr Greer	1994-98	123
6. Chuck Graham	1985-89	115
7. Ron Hale	1996-00	111
8. Sam Cassell	1991-93	108
9. Aubry Boyd	1987-91	93
10. LaRae Davis	1985-87	80
11. Derrick Carroll	1992-95	77
12. Terrell Baker	1997-99	76
13. Charlie Ward	1990-94	74

Field Goal Percentage

GAME (Minimum 10 Attempts)

Name	Date	Pct.
1. Doug Edwards vs. UNC-Asheville	Jan. 2, 1992	1.000 (10-10)
2. Murray Brown at Auburn	Dec. 4, 1978	.941 (16-17)
3. Tharon Mayes vs. Southern Miss	Jan. 7, 1989	.928 (13-14)
4. Mitchell Wiggins at San Diego State	Dec. 26, 1982	.895 (17-19)
5. Irving Thomas vs. Southern Miss	Jan. 6, 1990	.875 (14-16)
6. Tony Dawson vs. Central Florida	Dec. 28, 1988	.867 (13-15)
7. Sam Cassell at Clemson	Jan. 20, 1993	.857 (12-14)
8. LaMarr Greer vs. Arizona	Dec. 23, 1997	.846 (11-13)
9. Damous Anderson vs. Jacksonville	Nov. 27, 1999	.833 (10-12)
10. Rodney Dohard vs. Wake Forest	Feb. 10, 1993	.818 (9-11)
11. Damous Anderson vs. Duke	Feb. 17, 1999	.800 (8-10)
Tony Dawson vs. Penn State	Dec. 17, 1988	.800 (12-15)
Tony Dawson vs. Virginia Tech	March 1, 1989	.800 (12-15)
Kirk Luchman vs. Howard	Nov. 26, 1995	.800 (8-10)

SEASON

Name	Year	FGM-FGA	Pct.
1. Murray Brown	1978-79	237-343	.691
2. Murray Brown	1979-80	230-356	.646
3. Harry Davis	1975-76	143-224	.638
4. William Williams	1969-70	185-291	.636
5. Kirk Luchman	1995-96	97-155	.626
6. Rodney Dohard	1991-92	138-221	.624
7. Jan Gies	1968-69	80-129	.620
8. Kris Anderson	1976-77	65-105	.619
9. Jerome Fitchett	1985-86	126-205	.615
10. Jerome Fitchett	1984-85	74-121	.612
11. Damous Anderson	1998-99	115-190	.605

CAREER

Name	Years	FGM-FGA	Pct.
1. Murray Brown	1976-80	566-847	.668
2. Rodney Dohard	1989-93	456-769	.593
3. Elvis Rolle	1979-81	365-619	.589
4. Kris Anderson	1976-81	371-633	.586
5. Harry Davis	1974-78	640-1095	.585
6. Jerome Fitchett	1984-88	388-677	.573
7. Jan Gies	1967-70	245-428	.572
8. Greg Grady	1972-75	300-532	.564
9. Willie Williams	1968-70	268-482	.556
10. Tat Hunter	1984-88	273-493	.554

Field Goals


Three-Point Shots Attempted

GAME

Name	Date	3FGA
1. George McCloud at LaSalle	Feb. 23, 1989	17
2. George McCloud vs. Louisville	Feb. 16, 1989	14
3. George McCloud vs. Memphis State	Feb. 1, 1989	13
George McCloud vs. Iowa	March 18, 1988	13
Derrick Carroll at South Florida	Dec. 11, 1993	13
Bob Sura vs. Temple	Dec. 20, 1992	13
James Collins at Clemson	Feb. 17, 1996	13
8. George McCloud vs. Louisville	March 12, 1989	12
Aubry Boyd vs. LaSalle	Dec. 9, 1990	12
Bob Sura vs. North Carolina	Feb. 27, 1993	12
Derrick Carroll vs. Temple	Dec. 20, 1992	12
Sam Cassell at North Carolina	Jan. 27, 1993	12
James Collins vs. Florida	Feb. 20, 1995	12
James Collins vs. Wake Forest	Jan. 6, 1996	12
James Collins vs. Clemson	Jan. 11, 1997	12
James Collins at NC State	Feb. 26, 1997	12
James Collins vs. Connecticut	March 25, 1997	12

SEASON

Name	Year	3FGA
1. George McCloud	1988-89	262
2. Bob Sura	1992-93	220
3. James Collins	1996-97	203
4. James Collins	1995-96	199
5. Aubry Boyd	1990-91	178
6. LaRae Davis	1986-87	175
7. Sam Cassell	1991-92	164
Bob Sura	1993-94	164
James Collins	1994-95	164
10. Adrian Crawford	1998-99	161
Pee Wee Barber	1986-87	161
Tharon Mayes	1989-90	161
13. LaMarr Greer	1997-98	147



Charlie Ward (left) and Bob Sura are two of the most highly decorated players in Florida State basketball history.

CAREER

Name	Years	3FGA
1. Bob Sura	1991-95	771
2. James Collins	1993-97	686
3. George McCloud	1985-89	468
4. LaMarr Greer	1994-98	380
5. Ron Hale	1996-00	339
6. Chuck Graham	1989-94	331
7. Sam Cassell	1991-93	295
8. Aubry Boyd	1987-91	244
9. Terrell Baker	1997-99	237
Tharon Mayes	1987-90	237
11. Charlie Ward	1990-94	229
12. Derrick Carroll	1992-95	191

Three-Point Percentage

GAME (Minimum 3 Attempts)

Name	Date	PCT
1. James Collins vs. South Florida	Nov. 29, 1994	1.000 (7-7)
Sam Cassell vs. Tulane	March 20, 1993	1.000 (7-7)
Sam Cassell at Clemson	Jan. 20, 1993	1.000 (6-6)
Geoff Brower at North Carolina	Feb. 24, 1996	1.000 (5-5)
Tharon Mayes vs. Monmouth	Feb. 2, 1988	1.000 (5-5)
Adrian Crawford vs. Wake Forest	Jan. 20, 1999	1.000 (4-4)
George McCloud at South Carolina	Feb. 14, 1987	1.000 (4-4)
Bob Sura vs. UNC-Asheville	Jan. 2, 1992	1.000 (3-3)
LaMarr Greer vs. SW Louisiana	Nov. 22, 1996	1.000 (3-3)
LaMarr Greer vs. Arizona	Dec. 23, 1997	1.000 (3-3)
11. Tharon Mayes vs. Memphis State	Jan. 13, 1988	.833 (5-6)
Derrick Carroll vs. Tulane	Dec. 10, 1994	.833 (5-6)
James Collins vs. Florida	Dec. 16, 1995	.833 (5-6)

SEASON

Name	Year	PCT
1. Tony Dawson	1987-88	.460 (46-100)
2. Charlie Ward	1991-92	.458 (22-48)
3. LaRae Davis	1986-87	.457 (80-175)
4. George McCloud	1987-88	.453 (72-159)
5. Pee Wee Barber	1986-87	.447 (72-161)
6. George McCloud	1988-89	.439 (115-262)
James Collins	1994-95	.439 (72-164)
8. Damous Anderson	1999-00	.430 (52-121)
9. Adrian Crawford	1998-99	.398 (64-161)
10. Bob Sura	1991-92	.388 (38-98)
11. Delvon Arrington	1999-00	.382 (29-76)
Sam Cassell	1992-93	.382 (50-131)

CAREER

Name	Years	PCT
1. LaRae Davis	1985-87	.457 (80-175)
2. Pee Wee Barber	1985-87	.447 (72-161)
3. George McCloud	1985-89	.429 (201-468)
4. Damous Anderson	1998-00	.412 (54-131)
5. Tony Dawson	1987-89	.388 (71-183)
6. James Collins	1993-97	.372 (248-365)
7. Adrian Crawford	1998-present	.368 (77-209)
8. Sam Cassell	1991-93	.366 (108-295)
9. Derrick Carroll	1992-95	.361 (77-213)
10. Chuck Graham	1989-94	.347 (115-331)
11. Tharon Mayes	1987-90	.345 (82-237)
12. Bob Sura	1991-95	.334 (214-640)

Free Throws

Free Throws Made

GAME

Name	Date	FTM
1. Jim Oler at Rollins	Feb. 16, 1955	22
Jim Oler vs. Morningside	Dec. 16, 1955	22
3. Jim Oler vs. Montana State	March 7, 1955	16
Bob Sura vs. South Florida	Nov. 29, 1994	16
5. Hugh Durham vs. Georgia	Jan. 2, 1958	15
Hugh Durham vs. Stetson	Jan. 19, 1957	15
7. Hugh Durham vs. Murray State	Dec. 7, 1957	14
Hugh Durham at Kentucky	Dec. 1, 1958	14
Elvis Rolle vs. Marquette	March 1, 1981	14
Mitchell Wiggins at Virginia Tech	Jan. 15, 1983	14
Pee Wee Barber vs. Southern Miss.	Feb. 28, 1987	14
Chuck Graham vs. Jacksonville	Nov. 26, 1991	14
Doug Edwards vs. Clemson	Feb. 8, 1992	14

SEASON

Name	Year	FTM
1. Jim Oler	1955-56	311
2. Jim Oler	1954-55	221
3. Gary Schull	1965-66	164
4. Hugh Durham	1958-59	162
5. Hugh Durham	1956-57	155
Murray Brown	1978-79	155
7. George McCloud	1988-89	154
8. Mickey Dillard	1979-80	151
Mickey Dillard	1980-81	151
10. Doug Edwards	1992-93	144

CAREER

Name	Years	FTM
1. Jim Oler	1952-56	762
2. Bob Sura	1991-95	454
3. Mickey Dillard	1976-81	448
4. Hugh Durham	1956-59	441
5. Ham Wernke	1951-55	393
6. Doug Edwards	1990-93	362
7. Murray Brown	1976-80	338
8. Gary Schull	1963-66	316
9. Dave Cowens	1967-70	315
George McCloud	1985-89	315

Free Throws Attempted

GAME

Name	Date	FTA
1. Jim Oler vs. Morningside	Dec. 16, 1955	30
2. Jim Oler at Rollins	Feb. 16, 1955	29
Gary Schull at Memphis State	Feb. 5, 1966	29
4. Hugh Durham vs. Georgia	Jan. 2, 1958	20
5. Murray Brown vs. Tulane	Jan. 29, 1979	19
6. Terrell Baker vs. Murray State	Dec. 30, 1998	18
Jim Oler vs. Stetson	Dec. 18, 1954	18
Elvis Rolle vs. Marquette	March 1, 1981	18
9. Jim Oler vs. Montana State	March 7, 1955	17
Jim Oler at Miami	Feb. 26, 1955	17
Chuck Graham vs. Jacksonville	Nov. 26, 1991	17
Sam Cassell vs. Jacksonville	Nov. 26, 1991	17
Ron Hale vs. Florida	Nov. 19, 1999	17

SEASON

Name	Year	FTA
1. Jim Oler	1954-55	380
2. Jim Oler	1955-56	350
3. Gary Schull	1965-66	237
4. Murray Brown	1978-79	218
5. Hugh Durham	1956-57	213
6. Hugh Durham	1958-59	201
7. Mickey Dillard	1979-80	197
8. Elvis Rolle	1980-81	195
9. Mickey Dillard	1980-81	190
Michael Polite	1990-91	190

CAREER

Name	Years	FTA
1. Jim Oler	1952-56	975
2. Bob Sura	1991-95	696
3. Mickey Dillard	1976-81	583
4. Hugh Durham	1956-59	569
5. Ham Wernke	1951-55	533
6. Murray Brown	1976-80	483
7. Ron Hale	1996-00	474
8. Dave Cowens	1967-70	464
9. Gary Schull	1963-66	461
10. Doug Edwards	1990-93	458

Free Throw Percentage

SEASON

Name	Year	FTM-FTA	Pct.
1. Ken Macklin	1969-70	51-57	.895
2. Brad Johnson	1987-88	41-46	.891
3. George McCloud	1988-89	154-176	.875
4. Jerry Shirley	1963-64	59-68	.868
5. Ron Harris	1969-70	46-54	.852
6. Granville Arnold	1983-84	85-101	.842
7. Ron Malmien	1964-65	58-69	.841
8. Randy Cable	1967-68	42-50	.840
9. Wayne Smalls	1976-77	26-31	.838
10. Tharon Mayes	1989-90	105-126	.833
11. Ron Hale	1998-99	108-135	.800

CAREER

Name	Years	FTM-FTA	Pct.
1. Granville Arnold	1982-85	161-197	.817
2. Jerry Shirley	1962-65	161-198	.813
3. Terrell Baker	1997-Present	99-124	.798
4. Pee Wee Barber	1985-87	197-250	.788
5. Tharon Mayes	1987-90	200-255	.784
6. Jim Oler	1952-56	762-975	.782
7. Dave Fedor	1959-62	283-363	.780
LaRae Davis	1985-87	96-123	.780
9. George McCloud	1985-89	315-405	.779
10. Hugh Durham	1956-59	441-569	.777
11. Vince Martello	1982-84	130-168	.774
12. Terrell Baker	1997-99	189-246	.768

Rebounds

MOST REBOUNDS - GAME

Name	Date	Rebounds
1. Rick Benson vs. Florida Southern	Feb. 7, 1955	32
2. Dave Cowens vs. LSU	Dec. 16, 1967	31
3. Dave Cowens at The Citadel	Jan. 2, 1968	30
4. Dave Fedor vs. Rollins	Feb. 11, 1960	28
5. Gary Schull vs. Jacksonville	Feb. 10, 1966	27
Dave Cowens vs. Stetson	Feb. 10, 1969	27
7. Don Boltz vs. Stetson	Feb. 21, 1959	26
Dave Cowens vs. Hawaii	Jan. 23, 1969	26
9. Dave Cowens vs. Clemson	Jan. 22, 1970	25
10. Don Boltz vs. Miami	Jan. 17, 1959	23
Dave Cowens vs. Florida Southern	Feb. 10, 1968	23
Lawrence McCray vs. Connecticut	Jan. 6, 1973	23

SEASON AVERAGE

Name	Year	Rebounds	Avg.
1. Dave Cowens	1968-69	437	17.5
2. Rick Benson	1954-55	451	17.3
3. Dave Cowens	1969-70	447	17.2
4. Dave Cowens	1967-68	456	16.9
5. Dave Fedor	1959-60	400	16.0
6. Reggie Royals	1970-71	390	15.0
7. Dave Fedor	1960-61	336	14.0
8. Gary Schull	1965-66	317	12.7
9. Don Boltz	1957-58	303	12.1
10. Reggie Royals	1971-72	351	11.0

500-REBOUND CLUB

Name	Years	Games	Avg.	Rebounds
1. Dave Cowens	1967-70	78	17.2	1340
2. Reggie Royals	1970-73	87	11.9	1006
3. Dave Fedor	1959-62	72	13.5	969
4. Greg Grady	1972-76	100	7.9	793
5. Doug Edwards	1990-93	93	8.5	788
6. Gary Schull	1963-66	76	10.1	769
7. Tat Hunter	1985-89	117	6.5	759
Lawrence McCray	1971-74	84	9.0	759
9. Corey Louis	1994-98	107	7.1	755
10. Harry Davis	1974-78	108	6.8	734
11. Kandy Allen	1984-87	115	6.3	725
12. Kris Anderson	1976-81	107	6.7	714
Bob Sura	1991-95	119	6.0	714
14. Michael Polite	1987-91	99	6.8	673
15. Rodney Dobard	1989-93	122	5.2	641
16. Murray Brown	1976-80	106	6.0	638
17. David Thompson	1975-78	83	7.5	619
18. Don Boltz	1957-59	48	11.8	567
19. Kirk Luchman	1993-97	111	5.0	552
20. Willie Williams	1968-70	52	10.3	534
Ray Swain	1959-60	72	11.6	534
22. Rowland Garrett	1969-72	76	6.9	525
23. Andre Reid	1990-95	121	4.2	505
24. Elvis Rolle	1980-82	59	8.2	502

Assists

GAME

Name	Date	Assists
1. Otto Petty vs. South Alabama	Jan. 19, 1972	16
Tony William vs. Jacksonville	Feb. 12, 1983	16
3. Otto Petty at Pan American	Dec. 23, 1970	15
Otto Petty vs. Samford	Jan. 16, 1971	15
Carlton Byrd vs. Stetson	Feb. 12, 1977	15
Tony Jackson vs. Ala.-Birmingham	Feb. 20, 1980	15
7. Otto Petty vs. Biscayne	Dec. 3, 1970	14
Otto Petty vs. Northwestern	Dec. 23, 1972	14
Wayne Smalls vs. Cal. State-Bakersfield	Dec. 18, 1974	14
10. Delvon Arrington at Georgia Tech	Jan. 9, 1999	13
Otto Petty vs. Seton Hall	Feb. 3, 1973	13
Otto Petty vs. Stetson	Jan. 17, 1973	13
Carlton Byrd vs. South Florida	Feb. 9, 1974	13
Tony William vs. Monmouth College	March 5, 1984	13

SEASON

Name	Year	Assists
1. Otto Petty	1970-71	227
2. Tony William	1983-84	215
3. Tony Jackson	1979-80	213
4. Otto Petty	1972-73	202
5. Kerry Thompson	1996-97	184
6. Delvon Arrington	1999-00	182
7. Delvon Arrington	1998-99	181
8. Otto Petty	1971-72	173
9. Kerry Thompson	1997-98	172
10. Dean Shaffer	1984-85	171
11. Sam Cassell	1992-93	170
12. Tony Jackson	1977-78	166
13. Carlton Byrd	1976-77	159

CAREER

Name	Years	Assists
1. Otto Petty	1970-73	602
2. Tony Jackson	1976-80	550
3. Tony William	1981-84	482
4. Bob Sura	1991-95	435
5. Carlton Byrd	1973-77	401
6. Charlie Ward	1990-94	396
7. Delvon Arrington	1998-00	363
8. LaMarr Greer	1994-98	361
9. Kerry Thompson	1996-98	356
10. Skip Young	1968-71	320
11. Dean Shaffer	1983-85	318
12. Mickey Dillard	1976-81	313
13. George McCloud	1985-89	299



Otto Petty is the all-time Florida State leader in single-game assists, assists in a season (227) and assists in a career (602).

Steals

GAME

Name	Date	Steals
1. Bob Sura at Georgia Tech	March 2, 1995	9
Charlie Ward vs. South Carolina	March 2, 1991	9
Tony William vs. Memphis State	Feb. 26, 1983	9
4. Charlie Ward at Wake Forest	Jan. 11, 1992	8
5. Bob Sura vs. UNC-Greensboro	Dec. 30, 1993	7
Dean Shaffer vs. Louisville	Feb. 6, 1984	7
Kerry Thompson vs. Butler	Dec. 30, 1996	7
Tony William at New Mexico	Jan. 2, 1983	7
9. Terrell Baker at Jacksonville	Dec. 17, 1998	6
Tony William vs. Florida	Jan. 11, 1982	6
Tony William vs. Louisville	Jan. 30, 1982	6
Joe Farrar vs. Tulane	Feb. 6, 1985	6
George McCloud vs. Stetson	Jan. 12, 1987	6
Michael Polite vs. Louisville	Jan. 14, 1990	6
Charlie Ward vs. NC State	March 13, 1992	6
James Collins vs. UNC-Greensboro	Dec. 30, 1993	6
Chuck Graham vs. Virginia	Feb. 6, 1994	6
James Collins vs. NC State	Feb. 14, 1996	6
James Collins vs. Rice	Nov. 29, 1996	6

SEASON

Name	Year	Steals
1. Sam Cassell	1992-93	97
2. Dean Schaffer	1984-85	81
3. Terrell Baker	1998-99	80
4. Charlie Ward	1991-92	75
Tony William	1982-83	75
6. Tony Jackson	1977-78	73
7. Charlie Ward	1990-91	71
Kerry Thompson	1996-97	71
9. Dean Schaffer	1983-84	70
10. Tony William	1981-82	66
11. Tony Jackson	1979-80	65
Bob Sura	1993-94	65
13. Delvon Arrington	1998-99	64
14. Kerry Thompson	1997-98	60
15. Terrell Baker	1997-98	59

CAREER

Name	Years	Steals
1. Charlie Ward	1990-94	236
2. Bob Sura	1991-95	209
3. Tony William	1982-84	203
4. Tony Jackson	1977-80	196
5. James Collins	1993-97	191
6. Sam Cassell	1991-93	153
7. Dean Schaffer	1984-86	151
8. Terrell Baker	1997-99	139
9. Mickey Dillard	1977-81	136
LaMarr Greer	1994-98	136
11. Tharon Mayes	1988-90	132
12. Kerry Thompson	1996-98	131
13. Doug Edwards	1990-93	123



Tony William recorded nine steals against Memphis State during the 1983 season.

Sam Cassell led the Seminoles with a career-high and team-record 97 steals during the 1993 season.



Records

2 0 0 0 - 2 0 0 1 F S U S E M I N O L E B A S K E T B A L L

Blocks

GAME

Name	Date	Blocks
1. Andre Reid vs. Bethune Cookman	Dec. 5, 1993	9
Corey Louis vs. Maryland	Jan. 10, 1995	9
3. Andre Reid vs. UNC-Greensboro	Dec. 30, 1993	8
4. Rodney Dobard vs. Auburn	Dec. 3, 1989	7
5. Andre Reid vs. FAU	Dec. 1, 1993	6
Andre Reid vs. Texas Southern	Nov. 27, 1990	6
Tat Hunter vs. Southern Miss	Feb. 3, 1988	6
Rodney Dobard vs. South Florida	Dec. 18, 1990	6
Rodney Dobard vs. Louisville	Jan. 12, 1991	6
Rodney Dobard vs. Memphis State	Feb. 21, 1991	6
Randell Jackson vs. Marist	Dec. 28, 1996	6
Randell Jackson vs. Virginia	Feb. 28, 1998	6
David Anderson vs. Duke	Jan. 16, 2000	6

Season (cont.)

Name	Year	Blocks
Alton Lee Gipson	1984-85	47
Elvis Rolle	1980-81	47
9. Rodney Dobard	1991-92	46
Randell Jackson	1996-97	46
11. Doug Edwards	1992-93	44
12. Corey Louis	1995-96	43

CAREER

Name	Years	Blocks
1. Rodney Dobard	1989-93	240
2. Corey Louis	1994-98	197
3. Andre Reid	1990-95	161
4. Doug Edwards	1990-93	121
5. Randell Jackson	1995-98	113
6. Randy Allen	1984-87	103
7. Alton Lee Gipson	1983-85	102
8. Elvis Rolle	1979-81	89
9. Jerome Fitchett	1984-88	86
10. Ron Hale	1996-00	77
11. Murray Brown	1977-80	58
12. Tat Hunter	1986-89	53
13. Karim Shabazz	1997-98	52

SEASON

Name	Year	Blocks
1. Rodney Dobard	1992-93	111
2. Corey Louis	1994-95	74
3. Alton Lee Gipson	1983-84	55
4. Andre Reid	1993-94	54
5. Corey Louis	1997-98	50
6. Rodney Dobard	1990-91	47

Games Played

CAREER

Name	Years	Games	Name	Years	Games
1. Rodney Dobard	1989-93	122	7. LaMarr Greer	1994-98	117
2. Andre Reid	1990-95	121	George McCloud	1985-89	117
3. Ron Hale	1996-00	120	Tat Hunter	1985-89	117
4. Bob Sura	1991-95	119	10. Maurice Myrick	1981-85	116
5. Jerome Fitchett	1984-88	118	Aubry Boyd	1987-91	116
Chuck Graham	1989-94	118	12. Randy Allen	1984-87	115
			Mickey Dillard	1976-80	115

Year-By-Year All-Time Individual Statistics

1951-52

Record: 5-20	Home: 2-7		Away: 1-10		Neutral: 2-3		PF	Pts-Avg
Player	G	FGM-FGA	Pct	FT-FTA	Pct	PF	Pts-Avg	
McLaughlin	25	119-352	.338	61-106	.575	93	29.9-32.0	
Whitner	23	94-315	.295	88-121	.727	81	27.6-32.0	
Westhaler	25	87-228	.381	35-56	.625	53	20.9-24.4	
Fischer	22	77-226	.341	24-54	.444	76	17.8-21.1	
Gordon	15	62-173	.358	24-41	.585	38	14.9-19.9	
Quinn	22	43-161	.267	18-33	.545	82	10.4-14.7	
Benson	17	36-123	.293	10-25	.400	38	12.3-14.8	
Niemke	5	20-71	.283	17-23	.739	18	57-11.4	
Pence	18	10-45	.222	8-12	.667	15	28-1.6	
Hardisty	8	10-36	.278	4-7	.571	15	24-3.0	
Burst	9	5-26	.192	2-2	1.00	17	12-1.4	
Richardson	5	3-17	.176	1-2	.500	8	7-1.4	
Others	—	19-82	.232	9-23	.391	34	47-—	
FSU	25	585-1925	.304	301-505	.596	568	1471-—	
Opponents	—	—	—	—	—	—	—	

1952-53

Record: 11-11	Home: 7-1		Away: 3-10		Neutral: 1-0		PF	Pts-Avg
Player	G	FGM-FGA	Pct	FT-FTA	Pct	PF	Pts-Avg	
Wernke	22	167-422	.396	134-193	.694	71	46.8-51.3	
Westhaler	22	127-391	.325	52-75	.693	65	30.6-33.9	
Oler	20	52-139	.374	90-118	.763	50	19.4-21.7	
Gordon	22	67-196	.342	30-60	.500	63	16.4-17.5	
Benson	21	48-168	.286	34-35	.971	56	13.0-14.2	
Richardson	19	46-142	.324	21-37	.568	37	11.3-13.9	
Wold	15	28-60	.467	24-61	.393	37	90-4.0	
Burst	17	15-78	.192	17-30	.567	39	47-2.3	
Delaban	12	18-66	.273	8-10	.800	19	44-3.7	
Artmeier	10	7-20	.350	6-9	.667	12	20-2.0	
Pence	8	3-11	.273	4-5	.800	5	10-1.3	
Others	—	21-71	.296	19-41	.463	24	61-—	
FSU	22	599-1764	.339	449-694	.690	462	1647-74.9	
Opponents	22	621-1717	.362	436-725	.601	439	1678-76.3	

1954-55

Record: 22-4	Home: 12-0		Away: 8-2		Neutral: 2-2		PF	Pts-Avg
Player	G	FGM-FGA	Pct	FT-FTA	Pct	Reb-Avg	PF	Pts-Avg
Oler	26	164-414	.396	221-289	.765	76-2.9	65	54.0-21.1
Wernke	26	190-461	.412	132-169	.781	130-5.0	81	51.2-19.7
Benson	26	170-471	.361	92-147	.626	451-17.4	83	43.2-16.6
Artmeier	26	121-397	.305	97-127	.764	276-10.6	88	35.9-13.0
Wold	25	99-156	.638	90-124	.726	214-8.6	81	20.8-5.3
Williams	26	49-112	.438	23-45	.511	194-7.5	64	121-4.7
Burst	14	12-56	.214	17-24	.708	14-1.0	18	41-2.0
Tomney	15	10-34	.294	15-30	.500	28-1.9	13	37-2.5
Whita	15	9-28	.321	10-11	.909	22-1.5	9	28-1.9
Wiesbach	11	6-18	.333	5-7	.714	12-1.1	10	17-1.5
Patton	13	4-13	.308	3-7	.429	1-0.1	8	11-0.8
Others	—	0-4	.000	0-2	.000	4-—	2	—
FSU	26	794-2164	.367	707-982	.720	1422-54.6	522	22.95-88.3
Opponents	26	736-2059	.367	539-826	.653	1061-40.8	578	20.51-78.9

1956-57

Record: 9-17	Home: 5-5		Away: 3-11		Neutral: 1-1		PF	Pts-Avg
Player	G	FGM-FGA	Pct	FT-FTA	Pct	Reb	PF	Pts-Avg
Durham	26	117-438	.267	153-213	.718	116	53	50.9-19.6
Whita	25	121-336	.359	101-126	.802	118	75	30.3-14.5
Sporn	26	90-175	.514	62-95	.640	237	74	24.2-9.3
Garcia	25	73-239	.309	77-99	.777	50	48	22.8-8.9
Williams	26	67-175	.383	43-78	.551	234	62	17.7-6.8
Ward	24	57-153	.373	15-30	.500	76	35	12.9-5.4
Gregory	24	51-137	.372	18-33	.545	61	64	12.0-5.0
Tomney	18	26-92	.283	42-62	.677	70	29	9.4-5.2
Westhaler	21	17-42	.405	19-33	.576	44	19	5.3-2.5
Williams, J	18	9-36	.250	6-11	.545	17	10	2.4-1.3
Casteel	11	6-28	.214	5-19	.263	53	27	17-1.5
FSU	26	704-1862	.380	543-799	.679	1091	496	19.51-75.1
Opponents	26	763-1981	.396	545-805	.677	1446	482	20.61-79.3

Year-By-Year All-Time Individual Statistics

1997-98

Player	Home: 9-5		Away: 6-6		Neutral: 3-3		Pct	FT-FTA	Pct	Off-Def	Tot-Avg	PF-DO	AT	TO	BL	ST	Pts-Avg
	G-GS	Min-Avg	FG-FGA	Pct	3P-3PA	Pct											
Jackson, R	31-28	867-28.0	153-314	.487	3-19	.158	85-110	.720	61-111	172-5.5	79-5	34	80	37	26	294-12.7	
Baker, T	31-28	873-28.2	129-240	.500	33-88	.337	99-124	.798	45-88	133-4.3	108-3	64	78	7	59	372-12.6	
Greer, L	32-32	988-30.9	127-321	.396	43-147	.293	57-76	.750	52-93	145-4.5	61-1	81	64	6	32	354-11.1	
Louis, C	32-31	882-27.6	134-241	.556	0-0	.000	74-132	.561	70-155	225-7.0	80-3	28	40	50	18	342-10.7	
Thompson, K	32-32	1072-33.5	104-283	.367	19-80	.238	55-76	.724	15-110	125-3.9	91-2	172	124	9	60	282-8.8	
Hale, K	33-4	569-17.8	70-147	.476	20-61	.328	27-44	.614	46-81	127-4.0	75-1	35	40	16	15	187-5.8	
Shabazz, K	32-4	517-16.2	61-110	.555	0-0	.000	42-90	.467	57-83	120-3.8	55-0	9	43	37	13	164-5.1	
Brower, G	6-0	50-8.3	7-15	.467	3-8	.375	3-4	.750	0-6	6-1.0	2-0	2	3	0	0	20-3.3	
Mulligan, K	16-F	107-6.7	13-25	.520	0-0	.000	11-17	.647	11-4	15-0.9	10-0	4	11	0	0	37-2.3	
Deas, D	21-0	158-7.5	15-40	.375	4-13	.308	9-12	.750	1-17	18-0.9	21-0	22	31	1	12	43-2.0	
Simmons, O	24-0	177-7.4	17-47	.362	0-3	.000	11-19	.579	17-14	31-1.3	31-0	2	10	2	1	45-1.9	
Thompson, R	17-0	82-4.8	8-27	.296	1-1	1.000	7-12	.583	5-10	15-0.9	12-0	1	5	0	1	24-1.1	
Chiebek, M	17-0	66-3.9	5-15	.333	3-8	.375	6-7	.857	1-6	7-0.4	4-0	6	9	0	0	19-0.5	
Sheffield, A	3-0	5-1.7	1-2	.500	0-0	.000	0-0	.000	0-0	0-0.0	0-0	0	0	0	0	2-0.7	
Pierre, G	5-0	6-1.2	1-1	1.000	0-0	.000	0-0	.000	0-3	3-0.6	2-0	1	1	0	0	2-0.4	
Thomas, M	2-0	6-3.0	0-2	.000	0-0	.000	0-0	.000	0-1	1-0.5	0-0	0	0	0	0	0-0.0	
FSU	32	6425	836-1830	.457	129-438	.295	486-731	.665	381-762	1240-38.8	631	461	543	165	237	2207-71.5	
Opponents	32	6425	766-1881	.401	179-569	.315	507-731	.694	406-674	1000-33.8	632	373	464	115	296	2218-69.3	

1998-99

Player	Home: 7-7		Away: 3-8		Neutral: 3-2		Pct	FT-FTA	Pct	Off-Def	Tot-Avg	PF-DO	AT	TO	BL	ST	Pts-Avg
	G-GS	Min-Avg	FG-FGA	Pct	3P-3PA	Pct											
Hale, E	30-30	914-30.5	167-351	.476	39-119	.328	108-135	.800	59-109	168-5.6	92-6	41	57	27	34	481-16.0	
Baker, T	30-27	953-31.8	151-345	.438	43-139	.309	90-122	.738	44-88	132-4.4	95-9	84	82	6	80	435-14.5	
Anderson, D	23-10	678-29.5	115-190	.605	2-10	.200	41-61	.672	47-70	117-5.1	63-3	22	29	8	32	273-11.9	
Crawford, A	30-4	854-28.3	108-288	.375	64-161	.398	38-66	.576	16-65	83-2.8	58-1	85	66	3	16	318-10.6	
Shabazz, K	5-5	155-31.0	14-36	.389	0-0	.000	18-30	.600	47-74	16-2.4	40-0.0	15-0	1	14	15	2	48-9.2
Arrington, D	30-29	920-30.7	87-206	.422	16-61	.262	32-74	.432	32-74	85-2.8	67-2	381	129	2	64	243-8.1	
Simmons, O	30-20	739-24.6	71-150	.473	4-1	1.000	33-69	.478	56-83	119-4.0	82-5	13	29	10	15	176-5.9	
Thompson, R	25-0	147-5.9	18-40	.450	0-3	.000	9-16	.563	13-16	29-1.2	21-0	1	6	1	5	41-1.6	
Mathis, E	20-0	69-3.5	9-30	.300	8-18	.444	5-9	.556	3-7	10-0.5	16-0	4	4	0	0	31-1.6	
Mott, J	30-23	499-16.6	15-45	.333	0-0	.000	11-21	.524	29-43	82-2.7	76-3	6	27	11	14	41-1.4	
Dixon, A	21-0	95-4.5	9-21	.429	2-6	.333	1-3	.333	11-12	23-1.1	5-0	1	10	3	1	21-1.0	
Daniels, B	3-0	7-2.3	0-3	.000	0-0	.000	2-2	1.000	1-1	2-0.7	1-0	0	0	0	0	2-0.7	
Chiebek, M	17-0	45-2.6	3-10	.300	3-5	.600	0-3	.000	1-1	2-0.1	5-0	8	6	0	1	9-0.5	
Morris, A	4-0	8-2.0	0-4	.000	0-1	.000	0-0	.000	0-0	0-0.0	0-0	0	0	0	0	2-0.5	
Hull, C	3-0	3-1.0	0-2	.000	0-1	.000	0-0	.000	0-0	0-0.0	0-0	0	0	0	0	0-0.0	
Pierre, G	6-1	12-2.0	0-0	.000	0-0	.000	0-0	.000	0-1	1-0.2	2-0	0	3	0	0	0-0.0	
Skwara, A	2-0	2-1.0	0-0	.000	0-0	.000	0-0	.000	0-0	0-0.0	1-0	0	0	0	0	0-0.0	
Team																	
FSU	30	6100	765-1721	.445	178-525	.339	410-621	.660	318-575	967-32.2	599	447	472	86	264	2118-70.6	
Opponents	30	6100	766-1663	.461	199-554	.359	469-705	.665	393-678	1071-35.7	566	429	523	121	241	2200-73.3	

1999-00


Player	Home: 8-6		Away: 3-9		Neutral: 1-2		Pct	FT-FTA	Pct	Off-Def	Tot-Avg	PF-DO	AT	TO	BL	ST	Pts-Avg
	G-GS	Min-Avg	FG-FGA	Pct	3P-3PA	Pct											
Hale, R	28-25	864-30.9	139-348	.399	43-121	.355	117-155	.755	38-96	134-4.8	58-1	33	68	24	22	438-15.6	
Anderson, D	27-21	821-30.4	152-299	.508	52-121	.430	54-81	.667	57-82	119-4.4	47-0	25	43	15	31	410-15.2	
Arrington, D	29-29	938-32.3	95-258	.368	29-76	.382	39-55	.709	11-112	123-4.2	47-1	182	123	3	44	256-8.9	
Simmons, O	28-27	685-24.5	83-176	.472	8-22	.364	36-49	.735	33-84	137-4.9	60-0	16	33	16	20	210-7.5	
Crawford, A	15-5	284-18.9	28-91	.319	13-48	.271	8-13	.615	3-18	21-1.4	17-0	13	25	1	3	79-5.3	
Dixon, A	29-9	534-18.4	40-99	.404	12-34	.353	45-59	.763	41-55	96-3.3	51-1	27	30	2	12	137-4.7	
Mathis, E	22-0	131-6.0	21-39	.536	9-36	.250	16-20	.800	8-13	21-0.9	17-0	7	15	1	3	67-3.0	
Tuckler, R	29-0	310-10.7	23-62	.371	0-0	.000	16-37	.432	18-37	55-1.9	41-0	2	24	5	7	62-2.1	
Anderson, D	28-17	594-17.4	22-58	.379	0-0	.000	18-27	.667	31-68	99-3.4	29-1	7	11	43	2	62-2.1	
Mott, J	29-12	383-13.2	17-44	.386	0-0	.000	22-38	.579	37-51	88-3.0	62-1	8	21	7	6	56-1.9	
Dixon, N	26-0	178-6.4	20-47	.426	0-0	.000	19-24	.792	19-41	65-2.1	28-0	0	21	3	1	59-1.8	
Chiebek, M	26-0	184-3.3	14-48	.292	9-32	.281	5-6	.833	3-17	20-0.8	15-0	21	28	0	2	42-1.6	
Hull, C	2-0	2-1.5	1-2	.500	0-0	.000	0-0	.000	0-0	0-0.0	0-0	0	0	0	0	1-1.0	
Osborne, L	3-0	2-0.7	0-0	.000	0-0	.000	1-2	.500	0-1	1-3	0-0	1	0	0	0	2-0.7	
Team																	
FSU	29	5800	656-1591	.412	175-490	.357	387-566	.684	319-655	1075-37.1	483	352	499	120	153	1874-64.6	
Opponents	29	5800	750-1758	.427	194-535	.363	342-536	.638	395-648	1043-36.0	509	404	341	128	238	2036-70.2	

Year-By-Year Leaders

Year	Points	Scoring Average	Rebounds	Assists	Blocked Shots	Steals	Field Goal %	Free Throw %
1947-48	164...Bill Kratzert	9.7...Bill Kratzert						
1948-49	208...Lee Benjamin	18.9...Lee Benjamin						
1949-50								
1950-51	493...Bill Hartman	18.3...Bill Hartman					.388...Bill Hartman	
1951-52	299...Tom McLaughlin	12.0...Tom McLaughlin & Bob Whitmer	NA				.358...Duane Gordon	.728...Bob Whitmer
1952-53	468...Ham Wernke	21.3...Ham Wernke					.467...Gary Wold	.763...Jim Oler
1953-54	372...Ham Wernke	18.6...Ham Wernke						
1954-55	549...Jim Oler	21.1...Jim Oler	451...Rick Benson				.438...Bob Williams	.781...Ham Wernke
1955-56	743...Jim Oler	29.7...Jim Oler	237...Gary Wold				.481...Gary Wold	.818...Jimmy Oler
1956-57	509...Hugh Durham	19.6...Hugh Durham	237...Larry Strom				.514...Larry Strom	.802...Bobby Waits
1957-58	425...Burt Deckel	17.0...Burt Deckel	303...Dan Boltz	NA			.423...Larry Strom	.800...Hugh Durham
1958-59	504...Hugh Durham	21.9...Hugh Durham	264...Dan Boltz				.466...Charlie Tinsley	.806...Hugh Durham
1959-60	527...Dave Fedor	21.1...Dave Fedor	400...Dave Fedor				.472...Dave Fedor	.756...Dave Fedor
1960-61	456...Dave Fedor	19.0...Dave Fedor	336...Dave Fedor				.537...Ray Swain	.804...Dave Fedor
1961-62	470...Dave Fedor	20.4...Dave Fedor	233...Dave Fedor		NA	NA	.573...Ray Swain	.784...Dave Fedor
1962-63	395...Charlie Long	16.5...Charlie Long	199...Jerry Shirley				.538...Date Reeves	.750...Jerry Shirley
1963-64	323...Gary Schull	12.9...Gary Schull					.868...Jerry Shirley	
1964-65	349...Jerry Shirley	15.2...Jerry Shirley	273...Gary Schull				.511...Bobby Lovell	.841...Ron Malmen
1965-66	474...Gary Schull	19.0...Gary Schull	317...Gary Schull				.514...Gary Schull	.759...Jim Lytle
1966-67	390...Bill Glenn	15.6...Bill Glenn	197...Dick Danford				.505...Dick Danford	.800...Bill Glenn
1967-68	508...Dave Cowens	18.8...Dave Cowens	456...Dave Cowens				.555...Jan Gies	.840...Randy Cable
1968-69	508...Dave Cowens	20.3...Dave Cowens	437...Dave Cowens	155...Skip Young			.620...Jan Gies	.750...Dale Klay
1969-70	463...Dave Cowens	17.8...Dave Cowens	447...Dave Cowens	127...Skip Young			.636...Willie Williams	.895...Ken Macklin
1970-71	589...Ron King	22.7...Ron King	390...Reggie Royals	227...Otto Petty			.534...Vernell Elzy	.833...Greg Samuels
1971-72	573...Ron King	17.9...Ron King	351...Reggie Royals	173...Otto Petty			.538...Larry Gay	.754...Ron King
1972-73	430...Reggie Royals	16.5...Reggie Royals	265...Reggie Royals	202...Otto Petty			.580...Lawrence McGray	.700...Otis Cole
1973-74	440...Larry Warren	16.9...Larry Warren	254...Lawrence McGray	96...Otis Cole			.551...Greg Grady	.814...Eugene Harris
1974-75	400...Larry Warren	16.0...Larry Warren	267...Greg Grady	110...Wayne Smalls			.581...Greg Grady	.778...Larry Warren
1975-76	390...David Thompson	14.4...David Thompson	203...Greg Grady & David Thompson	91...Carlton Byrd			.638...Harry Davis	.759...Eugene Harris
1976-77	500...David Thompson	18.5...David Thompson	212...Harry Davis	159...Carlton Byrd	20...David Thompson	56...David Thompson	.567...Harry Davis	.838...Wayne Smalls
1977-78	546...Harry Davis	19.5...Harry Davis	211...David Thompson	166...Tony Jackson	14...Murray Brown & Harry Davis	73...Tony Jackson	.577...Harry Davis	.816...Kris Anderson
1978-79	629...Murray Brown	21.7...Murray Brown	242...Murray Brown	158...Tony Jackson	25...Murray Brown	58...Tony Jackson	.691...Murray Brown	.815...Kris Anderson
1979-80	635...Mickey Dillard	20.4...Mickey Dillard	245...Elvis Rolle	213...Tony Jackson	42...Elvis Rolle	65...Tony Jackson	.646...Murray Brown	.766...Mickey Dillard
1980-81	515...Mickey Dillard	18.3...Mickey Dillard	257...Elvis Rolle	91...Mickey Dillard & Bobby Parks	47...Elvis Rolle	52...Mickey Dillard	.593...Kris Anderson	.794...Mickey Dillard
1981-82	523...Mitchell Wiggins	23.8...Mitchell Wiggins	213...Mitchell Wiggins	111...Tony William	20...Oren Gilmore	66...Tony William	.574...Mitchell Wiggins	.825...Tony William
1982-83	544...Mitchell Wiggins	22.7...Mitchell Wiggins	196...Mitchell Wiggins	156...Tony William	9...Maurice Myrick	75...Tony William	.538...Michael Johnson	.770...Granville Arnold
1983-84	626...Alton Lee Gipson	20.2...Alton Lee Gipson	208...Alton Lee Gipson	215...Tony William	23...Randy Allen	70...Dean Schaffer	.574...Dean Schaffer	.842...Granville Arnold
1984-85	568...Alton Lee Gipson	18.9...Alton Lee Gipson	234...Alton Lee Gipson	171...Dean Schaffer	47...Alton Lee Gipson	81...Dean Schaffer	.612...Jerome Fitchett	.727...Joe Farrar
1985-86	486...Pee Wee Barber	16.8...Pee Wee Barber	163...Randy Allen	146...Pee Wee Barber	30...Randy Allen	52...Pee Wee Barber	.615...Jerome Fitchett	.808...Lakae Davis
1986-87	576...Pee Wee Barber	19.2...Pee Wee Barber	235...Kandy Allen	144...Pee Wee Barber	26...Jerome Fitchett	38...Pee Wee Barber	.572...Jerome Fitchett	.819...Jerome Fitchett
1987-88	546...George McCloud	18.2...George McCloud	269...Tat Hunter	105...George McCloud	20...Jerome Fitchett	45...Tharon Mayes	.590...Michael Polite	.891...Brad Johnson
1988-89	683...George McCloud	22.8...George McCloud	249...Tat Hunter	125...George McCloud	20...Tat Hunter	53...George McCloud	.570...Tat Hunter	.875...George McCloud
1989-90	559...Tharon Mayes	23.3...Tharon Mayes	262...Michael Polite	93...Tharon Mayes	36...Rodney Dohard	52...Tharon Mayes	.582...Michael Polite	.833...Tharon Mayes
1990-91	524...Doug Edwards	16.4...Doug Edwards	273...Michael Polite	103...Charlie Ward	47...Rodney Dohard	71...Charlie Ward	.570...Rodney Dohard	.713...Charlie Ward
1991-92	570...Sam Cassell	18.4...Sam Cassell	271...Doug Edwards	122...Charlie Ward	46...Rodney Dohard	75...Charlie Ward	.624...Rodney Dohard	.812...Chuck Graham
1992-93	675...Bob Sura	19.9...Bob Sura	290...Doug Edwards	170...Sam Cassell	111...Rodney Dohard	97...Sam Cassell	.572...Rodney Dohard	.759...Sam Cassell
1993-94	573...Bob Sura	21.2...Bob Sura	213...Bob Sura	121...Bob Sura	74...Andre Reid	65...Bob Sura	.518...Kirk Luchman	.759...Chuck Graham
1994-95	502...Bob Sura	18.6...Bob Sura	210...Corey Louis	146...Bob Sura	54...Corey Louis	49...Bob Sura	.541...Andre Reid	.810...Derrick Carroll
1995-96	494...James Collins	18.3...James Collins	172...Kirk Luchman	131...LaMarr Greer	43...Corey Louis	62...James Collins	.626...Kirk Luchman	.707...Scott Shepherd
1996-97	514...James Collins	16.6...James Collins	194...Randell Jackson	184...Kerry Thompson	46...Randell Jackson	55...James Collins	.516...Kirk Luchman	.730...Kirk Luchman
1997-98	394...Randell Jackson	12.7...Randell Jackson	225...Corey Louis	172...Kerry Thompson	50...Corey Louis	59...Terrell Baker	.556...Corey Louis	.798...Terrell Baker
1998-99	481...Ron Hale	16.0...Ron Hale	168...Ron Hale	181...Delvon Arrington	27...Ron Hale	80...Terrell Baker	.605...Damous Anderson	.800...Ron Hale
1999-00	438...Ron Hale	15.6...Ron Hale	137...Oliver Simmons	182...Delvon Arrington	43...David Anderson	44...Delvon Arrington	.508...Damous Anderson	.755...Ron Hale



Despite fielding a team for just over 50 years, the Florida State men's basketball program has enjoyed a great deal of success.



Team Records

Single Game Records

MOST POINTS - HOME

- 139, Baptist, 1976-77
- 134, Valdosta State, 1971-72
- 133, Central Florida, 1988-89
- 125, South Dakota, 1970-71
- 122, Samford, 1970-71
- 122, Clemson, 1969-70
- 122, Miami, 1967-68

MOST POINTS - AWAY

- 123, Tampa, 1961-62
- 121, Pepperdine, 1969-70
- 116, Tampa, 1960-61
- 112, Miami, 1969-70
- 111, Miami, 1968-69

MOST POINTS - NEUTRAL

- 130, LSU, 1967-68
- 117, Southern Mississippi, 1970-71
- 112, Arkansas, 1988-89
- 108, Furman, 1956-57
- 108, Tulane, 1969-70

MOST POINTS - BOTH TEAMS

- 230 - FSU 130, LSU 100, 1968-69
- 222 - Jacksonville 114, FSU 108, 1970-71
- 220 - FSU 114, Miami 106, 1970-71
- 219 - Georgia Tech 111, FSU 108, 1998-99
- 219 - FSU 117, USM 102 1986-87

WINNING MARGIN

- 69 - FSU 134, Valdosta 65, 1971-72
- 67 - FSU 139, Baptist 72, 1977-78
- 64 - FSU 121, Tampa 57, 1965-66
- 60 - FSU 125, South Dakota 64, 1970-71
- 58 - FSU 108, Georgia Tech 50, 1971-72

FEWEST POINTS ALLOWED

- 21 vs. Mississippi College, 1948-49
- 24 vs. Mississippi College, 1949-50
- 27 vs. Troy State, 1949-50
- 34 vs. Samford, 1972-73
- 34 vs. Memphis State, 1978-79

REBOUNDS

- 84 vs. LSU, 1967-68
- 82 vs. Valdosta, 1970-71
- 72 vs. Valdosta, 1968-69
- 76 vs. Georgetown, 1969-70
- 76 vs. Wisconsin-Milwaukee, 1970-71

MOST FOULS

- 36 vs. N.C. State, 1995-96
- 35 vs. Florida, 1964-65
- 34 vs. Memphis State, 1959-60
- 33 vs. Vanderbilt, 1986-87
- 32 vs. Alabama, 1964-65
- 32 vs. Florida, 1967-68
- 32 vs. Missouri, 1976-77
- 32 vs. San Diego State, 1982-83
- 32 vs. Iowa, 1987-88

FEWEST FOULS

- 7 vs. Connecticut, 1972-73
- 8 vs. Southern Miss, 1990-91
- 9 vs. Stetson, 1971-72
- 9 vs. Louisville, 1984-85
- 9 vs. Radford, 1995-96
- 9 vs. Marist, 1996-97

FIELD GOALS ATTEMPTED

- 115 vs. LSU, 1965-66
- 111 vs. Valdosta State, 1968-69
- 110 vs. Valdosta State, 1971-72
- 109 vs. Valdosta State, 1970-71

FIELD GOALS MADE

- 56 vs. Baptist, 1976-77
- 55 vs. Valdosta State, 1971-72
- 54 vs. South Dakota, 1970-71
- 54 vs. Samford, 1970-71
- 53 vs. Valdosta State, 1968-69
- 53 vs. Central Florida, 1988-89

FREE THROWS ATTEMPTED

- 53 vs. Stetson, 1957-58
- 52 vs. Arkansas, 1988-89
- 52 vs. Cincinnati, 1988-89
- 49 vs. Miami, 1989-90
- 48 vs. Georgia, 1957-58
- 48 vs. FIU, 1987-88

FREE THROWS MADE

- 42 vs. Cincinnati, 1988-89
- 39 vs. Florida Atlantic, 1993-94
- 38 vs. Stetson, 1956-57
- 37 vs. Marquette, 1980-81
- 36 vs. Georgia, 1957-58

THREE-POINT ATTEMPTS

- 34 vs. Maryland, 1994-95
- 32 vs. North Carolina, 1993-94
- 31 vs. North Carolina, 1998-99
- 31 vs. North Carolina, 1993-94
- 30 vs. Temple, 1991-93
- 29 vs. North Carolina, 1991-92
- 29 vs. Georgia Tech, 1995-96
- 29 vs. Temple, 1999-00

THREE-POINTERS MADE

- 14 vs. Jacksonville, 1996-97
- 13 vs. LaSalle, 1988-89
- 13 vs. North Carolina, 1991-92
- 13 vs. NC State, 1991-95
- 12 vs. Iowa, 1987-88
- 12 vs. Clemson, 1992-93
- 12 vs. North Carolina, 1994-95
- 12 vs. Connecticut, 1996-97

THREE-POINT PERCENTAGE (Minimum 10 Attempts)

- .800 (8-10) vs. Memphis State, 1987-88
- .692 (9-13) vs. Jacksonville, 1999-00
- .667 (8-12) vs. Miami, 1989-90
- .647 (11-17) vs. North Carolina, 1995-96
- .636 (7-11) vs. Jacksonville, 1988-89
- .636 (14-22) vs. Jacksonville, 1996-97
- .615 (8-13) vs. South Carolina, 1986-87

Season Records

FIELD GOALS ATTEMPTED

- 23721971-72 (32 games)
- 23151992-93 (35 games)
- 21641954-55 (26 games)
- 20821970-71 (26 games)
- 20551973-74 (26 games)

FIELD GOALS MADE

- 11451992-93 (35 games)
- 11101971-72 (32 games)
- 9991988-89 (30 games)
- 9901970-71 (26 games)
- 9861977-78 (29 games)

FREE THROWS ATTEMPTED

- 9821954-55 (26 games)
- 8091990-91 (32 games)
- 8071992-93 (35 games)
- 8001971-72 (32 games)
- 7991956-57 (26 games)

FREE THROWS MADE

- 7071954-55 (26 games)
- 5611971-72 (32 games)
- 5601988-89 (30 games)
- 5431956-57 (26 games)
- 5431992-93 (35 games)

REBOUNDS

- 16081971-72 (32 games)
- 14511969-70 (26 games)
- 14221954-55 (26 games)
- 13881967-68 (27 games)
- 13881970-71 (26 games)

REBOUNDS PER GAME

- 55.41969-70 (26 games)
- 54.61954-55 (26 games)
- 53.41970-71 (26 games)
- 52.21959-60 (25 games)
- 52.01958-59 (23 games)

FEWEST POINTS ALLOWED

- 14271949-50 (25 games)
- 15671961-62 (23 games)
- 15951951-52 (23 games)
- 16781952-53 (22 games)
- 16801962-63 (25 games)

FEWEST POINTS PER GAME ALLOWED

- 57.11949-50 (25 games)
- 63.61950-51 (27 games)
- 66.81996-97 (32 games)
- 67.21962-63 (25 games)
- 67.81964-65 (26 games)
- 68.11961-62 (23 games)

MOST POINTS SCORED

- 30201992-93 (35 games)
- 27811971-72 (32 games)
- 27391988-89 (30 games)
- 25651991-92 (32 games)
- 25371990-91 (32 games)

MOST POINTS PER GAME

- 91.71969-70 (26 games)
- 91.51970-71 (26 games)
- 91.31988-89 (30 games)

- 90.31967-68 (27 games)
- 88.31954-55 (26 games)

HIGHEST POINT MARGIN

- 16.51969-70 (26 games)
- 15.51971-72 (32 games)
- 15.01975-76 (27 games)
- 11.91967-68 (27 games)
- 11.41974-75 (26 games)

HIGHEST FIELD GOAL PCT.

- .5321979-80 (31 games)
- .5291983-84 (31 games)
- .5121961-62 (23 games)
- .5101978-79 (29 games)
- .5091985-86 (29 games)

HIGHEST FREE THROW PCT.

- .7291967-68 (27 games)
- .7271963-64 (28 games)
- .7271988-89 (30 games)
- .7191957-58 (25 games)
- .7191982-83 (28 games)

THREE-POINT ATTEMPTS


- 5881994-95 (27 games)
- 5641992-93 (35 games)
- 5581996-97 (32 games)
- 5251998-99 (30 games)
- 5201993-94 (27 games)
- 5061995-96 (27 games)
- 4911991-92 (32 games)

THREE-POINTERS MADE

- 2111994-95 (27 games)
- 1951996-97 (32 games)
- 1871992-93 (35 games)
- 1811988-89 (30 games)
- 1781998-99 (30 games)
- 1781986-87 (30 games)
- 1751995-96 (27 games)

HIGHEST THREE-POINT PERCENTAGE

- .4371987-88 (30 games)
- .4161986-87 (30 games)
- .3591994-95 (27 games)
- .3571999-00 (28 games)
- .3491996-97 (32 games)
- .3461991-92 (32 games)
- .3461995-96 (27 games)



Michael Johnson played on Florida State's 1984 NIT team.

Team Records

Miscellaneous Records

SINGLE GAME

Largest Winning Margin on the Road - 41 vs. Jacksonville (106-65), 1967-68
Largest Winning Margin at Home - 69 vs. Valdosta State (134-65), 1971-72
Most Points Scored in First Half - 70 vs. Pepperdine (121-83), 1969-70
Most Points Scored in Second Half - 78 vs. LSU (130-100), 1967-68
Fewest Points Allowed at Home - 21 vs. Mississippi College (53-21), 1948-49
Fewest Points Allowed on the Road - 34 vs. Samford (47-34), 1972-73
Fewest Points Allowed at a Neutral Site - 46 vs. Mercer (52-46), 1948-49
Most Points Allowed at Home - 111 vs. Georgia Tech (111-108 2OT), 1998-99
Most Points Allowed on the Road - 115 vs. North Carolina (115-80), 1965-66
Most Points Allowed at a Neutral Site - 110 vs. Beloit (110-88), 1954-55
Fewest Points Scored at Home - 35 vs. Sewanee (43-35), 1948-49
Fewest Points Scored on the Road - 30 vs. Florida (50-30), 1966-67
Fewest Points Scored at a Neutral Site - 43 vs. Tennessee (65-43), 1964-65
Highest Field Goal Percentage - .727 vs. Minnesota (48-of-66), 1979-80
Highest Field Goal Percentage in a Half - .826 vs. South Florida (19-of-23), 1998-99

SEASON

Most Games Played - 35, 1992-93
Fewest Games Played - 18, 1947-48
Most Victories - 27, 1971-72
Longest Winning Streak - 11, 1969-70
Longest Winning Streak at Home - 29, 1974-75
Longest Winning Streak on the Road - 7, 1949-51, 1954-55
Fewest Defeats - 3, 1969-70
Highest Winning Percentage - .885 (23-3), 1969-70
Most 100 Point Games - 11, 1988-89
Fewest Victories - 5, 1947-48 and 1951-52
Most Points Allowed Per Game - 81.9 (23 games), 1959-60
Longest Losing Streak - 13, 1947-48
Longest Losing Streak at Home - 4, 1956-57
Longest Losing Streak on the Road - 25, 1956-59
Fewest Points - 850 (18 games), 1947-48
Fewest Points Per Game - 47.2 (18 games), 1947-48
Most Points Allowed - 2422 (30 games), 1988-89; 2429 (32 games), 1990-91; 2788 (35 games), 1992-93
Lowest Winning Percentage - .200 (5-20), 1951-52
Highest Field Goal Percentage - .532 (964-1811), 1979-80
Highest Free Throw Percentage - .729 (526 of 722), 1967-68
Lowest Field Goal Percentage - .203, 1951-52
Lowest Free Throw Percentage - .586 (406 of 693), 1950-51
Fewest Personal Fouls - 383 (23 games), 1961-62
Most Personal Fouls - 637 (29 games), 1978-79

Civic Center Records

Individual

Points - 40, Pee Wee Barber vs. Miami, Feb. 26, 1987
Points (Half) - 25, Randy Allen vs. St. Joseph's (Me.), Jan. 7, 1985
Points By Opponent - 38, Terry Dozier (South Carolina), Jan. 21, 1987
Field Goals - 16, Alton Lee Gipson vs. Tampa, Nov. 26, 1984
Field Goals By Opponent - 16, Dell Gurry, (Virginia Tech), Feb. 24, 1986
Free Throws Attempted - 17, Chuck Graham vs. Jacksonville, Nov. 26, 1991;
 17, Sam Cassell vs. Jacksonville, Nov. 26, 1991
Free Throws Attempted By Opponent - 16, Elliot Perry (Memphis State),
 Feb. 1, 1989
Free Throws Made - 16, Bob Sura vs. South Florida, Nov. 29, 1994
Free Throws Made By Opponent - 15, Elliot Perry (Memphis State), Feb. 1, 1989
Free Throw Percentage - 100% (14-14), Doug Edwards vs. Clemson, Feb. 8, 1992;
 100% (8-8), Michael Johnson vs. Louisville, Jan. 30, 1982;
 100% (11-11), Nick Bryant vs. Florida Atlantic, Dec. 1, 1993;
 100% (16-16), Bob Sura vs. South Florida, Nov. 29, 1994;
 100% (9-9), Ron Hale vs. Georgia Tech, Feb. 11, 1999;
 100% (7-7), Ron Hale vs. NC State, Jan. 23, 1999
 100% (8-8), Antwan Dixon vs. Virginia, Feb. 26, 2000
Free Throw Percentage By Opponent - 100% (9-9), Ronnie Williams
 (Florida), Jan. 11, 1982
Rebounds - 21, Tat Hunter vs. Virginia Tech, March 4, 1989;
 21, Michael Polite vs. Texas Southern, Nov. 29, 1991
Rebounds By Opponent - 20, Mike Hackett (Jacksonville), Dec. 9, 1981
Assists - 16, Tony William vs. Jacksonville, Feb. 12, 1983
Assists By Opponent - 14, Kenny Siler (So. Miss.), Jan. 18, 1986

Team

Points - 133 vs. Central Florida, Nov. 25, 1988
Points By Opponent - 109, Arkansas, Jan. 21, 1991
Points (Half) - 68 vs. Louisville, Feb. 7, 1987
Fewest Points - 49 vs. Clemson, Feb. 15, 1998
Fewest Points By Opponent - 41, Florida International, Nov. 25, 1994
Fewest Points (Half) - 17 vs. Clemson, Feb. 15, 1998
Fewest Points By Opponent (Half) - 10, Jacksonville, Dec. 6, 1997
Combined Score - 219, Georgia Tech 111, Florida State 108, 2OT, Feb. 11, 1999
 219, Florida State 117, Southern Miss., 102, Feb. 28, 1987
Personal Fouls - 30 vs. Georgia Tech, Feb. 11, 1999
Personal Fouls By Opponents - 33, Jacksonville, Nov. 26, 1992
Lowest Combined Personal Fouls - 25 vs. Georgia Tech, Feb. 15, 1992;
 vs. Georgia Tech, Mar. 2, 1994
Fewest Personal Fouls - 8 vs. Southern Miss, Feb. 26, 1991
Fewest Personal Fouls By Opponent - 9 vs. North Carolina, Jan. 6, 1999;
 9 vs. Tulane, Feb. 20, 1984
Field Goal Percentage - 71.9 vs. UNC Asheville, Jan. 2, 1992
Field Goal Percentage By Opponent - 64.0 vs. Southern Miss., Jan. 18, 1986
Field Goals - 53 vs. Central Florida, Nov. 25, 1988
Field Goals By Opponent - 43, Southern Miss., Jan. 18, 1986
Free Throws Attempted - 52 vs. Cincinnati, Jan. 21, 1989
Free Throws Attempted By Opponent - 40, Jacksonville, Jan. 8, 1990
Fewest Free Throws Attempted - 2 vs. North Carolina Jan. 6, 1999
Fewest Free Throws Attempted By Opponent - 6, Tulane, Feb. 20, 1984;
 6, Radford, Dec. 20, 1995
Free Throws - 42 vs. Cincinnati, Jan. 21, 1989
Free Throws By Opponent - 27, South Carolina, Mar. 2, 1985
Fewest Free Throws - 1 vs. North Carolina, Jan. 6, 1999
Fewest Free Throws By Opponent - 3, Georgia Tech, Feb. 15, 1992
Rebounds - 65 vs. Texas Southern, Nov. 27, 1990
Rebounds By Opponents - 48 vs. Duke, Feb. 17, 1999
Home Attendance - 137,863 (15 games), 1992-93
Home Average Attendance - 9,191 (15 games), 1992-93
Largest Crowd - 13,610 vs. Duke, Jan. 30, 1992
Winning Streak - 11, 1986-87, 1987-88

FSU Individual Records in ACC Games

POINTS

- 37, Ron Hale at Wake Forest, Jan. 4, 2000
- 35, Bob Sura at Duke, Jan. 22, 1994
- 34, Bob Sura at Maryland, Feb. 13, 1993
- 34, Sam Cassell at Wake Forest, Jan. 11, 1992
- 31, Ron Hale vs. Clemson, Jan. 12, 1999
- 31, Bob Sura vs. NC State, Feb. 16, 1994
- 30, Bob Sura vs. Virginia, Jan. 4, 1995
- 30, Sam Cassell at Clemson, Jan. 20, 1993
- 29, Bob Sura at Duke, Feb. 24, 1993

FIELD GOALS MADE

- 14, Bob Sura at Duke, Jan. 22, 1994
- 14, Sam Cassell at Maryland, Feb. 5, 1992
- 13, Corey Louis at North Carolina, Jan. 25, 1995
- 13, Bob Sura at Maryland, Feb. 13, 1993
- 13, Sam Cassell at Wake Forest, Jan. 11, 1992
- 12, Bob Sura vs. NC State, Feb. 16, 1994
- 12, Sam Cassell at Clemson, Jan. 20, 1993
- 11, Chuck Graham at North Carolina, Jan. 26, 1994
- 11, Doug Edwards vs. Virginia, Feb. 8, 1993
- 11, Doug Edwards vs. Maryland, Jan. 13, 1993
- 11, Ron Hale at Wake Forest, Jan. 4, 2000
- 11, Damous Anderson at Georgia Tech, Feb. 21, 2000

FIELD GOALS ATTEMPTED

- 27, Bob Sura at Duke, Jan. 22, 1994
- 24, Bob Sura at Wake Forest, Jan. 7, 1995
- 24, Bob Sura at Maryland, Feb. 13, 1993
- 24, Sam Cassell at Wake Forest, Jan. 11, 1992
- 23, James Collins vs. Maryland, Jan. 10, 1995
- 23, Sam Cassell at Maryland, Feb. 5, 1992
- 22, Bob Sura vs. Clemson, Feb. 20, 1993
- 21, Ron Hale vs. NC State, Jan. 23, 1999
- 21, Sam Cassell vs. Virginia, Jan. 4, 1992

FIELD GOAL PERCENTAGE

(Minimum 5 FGM)

- 1.000, Kirk Luchman (6-6) vs. Georgia Tech, Feb. 28, 1996
- 1.000, Rodney Dobard (6-6) at Georgia Tech, Jan. 23, 1992
- .909, Doug Edwards (10-11) vs. NC State, March 13, 1992
- .889, Terrell Baker (8-9) vs. NC State, Jan. 28, 1998
- .875, Corey Louis (7-8) vs. Clemson, Jan. 11, 1997
- .875, Bob Sura (7-8) vs. NC State, Jan. 16, 1993
- .875, Rodney Dobard (7-8) vs. NC State, Jan. 25, 1992
- .857, Delvon Arrington (6-7) vs. Georgia Tech, Feb. 11, 1999
- .857, Rodney Dobard (6-7) at Maryland, Jan. 18, 1992
- .857, Sam Cassell (12-14) at Clemson, Jan. 20, 1993
- .818, Rodney Dobard (9-11) vs. Wake Forest, Feb. 10, 1993

THREE-POINTERS MADE

- 6, Sam Cassell at Clemson, Jan. 20, 1993
- 6, Sam Cassell vs. Georgia Tech, Feb. 15, 1992
- 6, Sam Cassell at Wake Forest, Jan. 11, 1992
- 5, Adrian Crawford at Virginia, Dec. 1, 1998
- 5, James Collins vs. Wake Forest, March 7, 1997
- 5, Geoff Brower at North Carolina, Feb. 24, 1996
- 5, James Collins at North Carolina, Feb. 24, 1996
- 5, James Collins at Clemson, Feb. 17, 1996
- 5, James Collins vs. Clemson, Jan. 17, 1996
- 5, Chuck Graham at North Carolina, Feb. 26, 1994
- 5, Chuck Graham at Wake Forest, Feb. 10, 1994
- 5, Bob Sura at Wake Forest, Feb. 10, 1994
- 5, Sam Cassell vs. North Carolina, Feb. 27, 1992
- 5, Chuck Graham vs. North Carolina, Feb. 27, 1992

THREE-POINTERS ATTEMPTED

- 13, James Collins at Clemson, Feb. 17, 1996
- 12, James Collins vs. Clemson, Jan. 11, 1997
- 12, James Collins vs. Wake Forest, Jan. 6, 1996
- 12, Bob Sura vs. North Carolina, Feb. 27, 1993
- 12, Sam Cassell at North Carolina, Jan. 27, 1993
- 11, James Collins vs. Maryland, Jan. 10, 1995
- 11, Bob Sura vs. Maryland, Jan. 10, 1995
- 11, Sam Cassell at Wake Forest, Jan. 11, 1992

THREE-POINT PERCENTAGE

(Minimum 3 FGM)

- 1.000, Sam Cassell (6-6) at Clemson, Jan. 20, 1993
- 1.000, Geoff Brower (5-5) at North Carolina, Feb. 24, 1996
- 1.000, Adrian Crawford (4-4) vs. Wake Forest, Jan. 20, 1999
- .833, Chuck Graham (5-6) at North Carolina, Feb. 26, 1994
- .800, Kerry Thompson (4-5) vs. Virginia, Jan. 8, 1997
- .800, Damous Anderson (4-5) at North Carolina, Jan. 22, 2000
- .800, Ron Hale (4-5) at Wake Forest, Jan. 4, 2000
- .750, Ron Hale (3-4) vs. Clemson, Jan. 12, 1999
- .750, Terrell Baker (3-4) at NC State, Jan. 3, 1998
- .750, Terrell Baker (3-4) at Maryland, Jan. 7, 1998
- .750, Bob Sura (3-4) vs. NC State, Jan. 16, 1993

FREE THROWS MADE

- 14, Doug Edwards vs. Clemson, Feb. 8, 1992
- 11, Doug Edwards at NC State, Feb. 10, 1992
- 11, Ron Hale at Wake Forest, Jan. 4, 2000
- 10, Ron Hale vs. Maryland, Feb. 29, 1997
- 10, James Collins at Maryland, March 4, 1996
- 10, Scott Shepard vs. Maryland, Feb. 10, 1996
- 10, Sam Cassell vs. Clemson, Feb. 20, 1993
- 9, Ron Hale vs. Georgia Tech, Feb. 11, 1999
- 9, Bob Sura vs. NC State, Jan. 15, 1995
- 9, Bob Sura vs. Virginia, Jan. 4, 1995
- 9, Doug Edwards at Maryland, Feb. 13, 1993
- 9, Bob Sura vs. Virginia, Feb. 8, 1993
- 9, Bob Sura at Duke, Feb. 24, 1993

FREE THROWS ATTEMPTED

- 15, Ron Hale, vs. Maryland, Feb. 29, 1997
- 14, Doug Edwards at Maryland, Feb. 13, 1993
- 14, Doug Edwards vs. Clemson, Feb. 8, 1992
- 13, Bob Sura vs. Maryland, Feb. 12, 1994
- 13, Bob Sura vs. Virginia, Feb. 8, 1993
- 12, Bob Sura vs. NC State, Jan. 15, 1995
- 12, Bob Sura vs. NC State, March 13, 1992
- 12, Doug Edwards at NC State, Feb. 10, 1992
- 12, Ron Hale at Wake Forest, Jan. 4, 2000
- 11, Sam Cassell vs. Clemson, Feb. 20, 1993
- 11, Bob Sura at Virginia, Jan. 6, 1993
- 11, Bob Sura at Duke, Feb. 24, 1993

FREE THROW PERCENTAGE

(Minimum 7 FTM)

- 1.000, Doug Edwards (14-14) vs. Clemson, Feb. 8, 1992
- 1.000, Ron Hale (9-9) vs. Georgia Tech, Feb. 11, 1999
- 1.000, Ron Hale (8-8) vs. NC State, Jan. 23, 1999
- 1.000, Ron Hale (7-7) at Maryland, Jan. 27, 1999
- 1.000, Randell Jackson (7-7) vs. Virginia, Feb. 28, 1998
- 1.000, Antwan Dixon (8-8) vs. Virginia, Feb. 26, 2000

OFFENSIVE REBOUNDS

- 8, Corey Louis at Virginia, Feb. 4, 1995
- 7, Ron Hale vs. NC State, Jan. 23, 1999
- 7, Kirk Luchman at Wake Forest, Jan. 25, 1997
- 7, Corey Louis vs. Clemson, Feb. 18, 1995
- 7, Doug Edwards vs. Clemson, March 12, 1993
- 7, Doug Edwards vs. NC State, Feb. 10, 1993
- 7, Doug Edwards at North Carolina, Jan. 27, 1993

- 7, Doug Edwards vs. Duke, Jan. 24, 1993
- 7, Doug Edwards at Virginia, Jan. 6, 1993
- 6, Randell Jackson at Georgia Tech, Jan. 15, 1997
- 6, Doug Edwards vs. Georgia Tech, Jan. 31, 1993

DEFENSIVE REBOUNDS

- 12, Rodney Dobard at North Carolina, Dec. 15, 1991
- 11, Bob Sura vs. NC State, Jan. 15, 1995
- 10, Oliver Simmons at NC State, Feb. 2, 2000
- 9, Corey Louis at Virginia, Feb. 4, 1998
- 9, Kirk Luchman vs. Wake Forest, March 1, 1997
- 9, Bob Sura vs. Maryland, Jan. 10, 1995
- 9, Doug Edwards at Georgia Tech, Jan. 23, 1992
- 8, Doug Edwards vs. Clemson, March 12, 1993
- 8, Doug Edwards vs. Maryland, Feb. 13, 1993
- 8, Doug Edwards vs. Virginia, Feb. 8, 1993
- 8, Delvon Arrington at Clemson, Feb. 12, 2000

TOTAL REBOUNDS

- 15, Doug Edwards vs. Clemson, March 12, 1993
- 15, Rodney Dobard at Maryland, Jan. 18, 1992
- 13, Bob Sura at Virginia, Feb. 4, 1995
- 13, Doug Edwards vs. Maryland, Feb. 5, 1992
- 13, Doug Edwards at Maryland, Jan. 18, 1992
- 12, Randell Jackson vs. Wake Forest, March 1, 1997
- 12, Corey Louis at Virginia, Feb. 4, 1995
- 12, Bob Sura vs. NC State, Jan. 15, 1995
- 12, Rodney Dobard at North Carolina, Dec. 15, 1991
- 12, Doug Edwards vs. North Carolina, Feb. 27, 1992
- 12, Rodney Dobard vs. Maryland, Feb. 5, 1992
- 12, Doug Edwards vs. Virginia, Jan. 4, 1992

ASSISTS

- 13, Delvon Arrington at Georgia Tech, Jan. 9, 1999
- 12, Bob Sura vs. NC State, Jan. 15, 1995
- 11, Charlie Ward at Georgia Tech, Jan. 23, 1992
- 10, Kerry Thompson vs. North Carolina, Jan. 22, 1997
- 10, Charlie Ward vs. NC State, Jan. 16, 1993
- 10, Delvon Arrington at Maryland, March 1, 2000
- vs. North Carolina, Feb. 23, 2000
- vs. Georgia Tech, Feb. 21, 2000
- at Georgia Tech, Jan. 19, 2000
- 9, Kerry Thompson vs. Duke, Feb. 15, 1997
- 9, Charlie Ward at Wake Forest, Feb. 10, 1994
- 9, Bob Sura at Wake Forest, Jan. 8, 1994
- 9, Sam Cassell at Virginia, Jan. 6, 1993

BLOCKED SHOTS

- 9, Corey Louis vs. Maryland, Jan. 10, 1995
- 7, Rodney Dobard vs. Maryland, Jan. 13, 1993
- 6, Randell Jackson vs. Virginia, Feb. 28, 1998
- 6, Rodney Dobard at Wake Forest, Jan. 9, 1993
- 6, Rodney Dobard at North Carolina, Jan. 27, 1993
- 6, Rodney Dobard at NC State, Feb. 17, 1993
- 6, David Anderson vs. Duke, Jan. 21, 2000
- 5, Karim Shabazz at Virginia, Dec. 1, 1998
- 5, Corey Louis vs. Maryland, Feb. 10, 1996
- 5, Corey Louis vs. North Carolina, Jan. 24, 1996
- 5, Randell Jackson vs. Wake Forest, Jan. 6, 1996
- 5, Rodney Dobard at Duke, Feb. 24, 1993

STEALS

- 9, Bob Sura at Georgia Tech, March 2, 1995
- 8, Charlie Ward at Wake Forest, Jan. 11, 1992
- 6, Kerry Thompson vs. Maryland, Jan. 29, 1997
- 6, James Collins vs. NC State, Feb. 14, 1996
- 6, Charlie Ward, Feb. 8, 1992
- 5, Delvon Arrington at North Carolina, Jan. 22, 1999
- 5, Delvon Arrington at North Carolina, Feb. 7, 1999
- 5, Delvon Arrington vs. Virginia, Jan. 30, 1999
- 5, Kerry Thompson at NC State, Jan. 3, 1998
- 5, Bob Sura vs. Duke, Jan. 21, 1995
- 5, Charlie Ward at Clemson, Feb. 16, 1994
- 5, Delvon Arrington at North Carolina, Jan. 22, 2000

FSU Team Records in ACC Games

MOST POINTS IN A GAME

111, vs. Wake Forest, Feb. 10, 1993
 110, vs. North Carolina, Feb. 27, 1992
 108, vs. Georgia Tech, Feb. 11, 1999
 105, vs. Maryland, Jan. 13, 1993
 102, vs. Clemson, Feb. 20, 1993
 102, vs. Clemson, Feb. 8, 1992
 100, vs. Maryland, Feb. 10, 1996
 100, vs. Virginia, Feb. 6, 1994
 99, vs. Virginia, Feb. 8, 1993
 98, vs. NC State, Jan. 25, 1992
 96, vs. Georgia Tech, Jan. 31, 1993
 93, vs. NC State, March 13, 1992
 91, at Maryland, Jan. 18, 1992

FIRST HALF POINTS

57, vs. Wake Forest, Feb. 10, 1993
 53, vs. Clemson, Feb. 20, 1993
 52, vs. NC State, vs. Jan. 15, 1995
 51, vs. Georgia Tech, Jan. 31, 1993
 51, vs. Clemson, Feb. 8, 1992
 49, at NC State, Feb. 10, 1992
 47, vs. Virginia, Feb. 6, 1994
 46, vs. North Carolina, Jan. 22, 1997
 46, at North Carolina, Feb. 24, 1996
 46, vs. North Carolina, Feb. 27, 1992
 46, at North Carolina, Dec. 15, 1991

SECOND HALF POINTS

65, vs. Maryland, Feb. 10, 1996
 65, vs. Maryland, Jan. 13, 1993
 64, vs. North Carolina, Feb. 27, 1992
 57, vs. Virginia, Feb. 8, 1993
 54, vs. Wake Forest, Feb. 10, 1993
 53, vs. Virginia, Feb. 6, 1994
 52, at Maryland, Feb. 13, 1993
 51, vs. Georgia Tech, Feb. 11, 1999
 51, vs. Virginia, Feb. 28, 1998
 51, vs. Clemson, Feb. 8, 1992
 51, vs. NC State, Jan. 25, 1992
 50, vs. NC State, March 13, 1992

FIELD GOALS MADE

44, vs. Wake Forest, Feb. 10, 1993
 42, vs. Georgia Tech, Feb. 11, 1999
 41, vs. NC State, Jan. 15, 1995
 41, vs. Georgia Tech, Jan. 31, 1993
 39, vs. NC State, March 13, 1992
 39, vs. North Carolina, Feb. 27, 1992
 37, vs. Maryland, Jan. 13, 1993
 37, vs. Clemson, Feb. 20, 1993
 36, vs. Duke, Jan. 24, 1993
 36, at Wake Forest, Jan. 11, 1992
 35, at Clemson, Jan. 20, 1993
 35, vs. Virginia, Feb. 8, 1993
 35, at Georgia Tech, March 4, 1993
 35, vs. NC State, Jan. 25, 1992

FIELD GOALS ATTEMPTED

85, vs. Georgia Tech, Jan. 31, 1993
 80, at Georgia Tech, Jan. 27, 1996
 79, vs. Georgia Tech, Feb. 11, 1999
 77, vs. Clemson, March 12, 1993
 76, vs. Duke, Jan. 24, 1993
 76, vs. Wake Forest, Feb. 10, 1993
 75, vs. Maryland, Jan. 10, 1995
 75, vs. North Carolina, March 11, 1994
 74, at Duke, Jan. 22, 1994
 74, at Virginia, Jan. 6, 1993

FIELD GOAL PERCENTAGE

.639, vs. NC State (39-61),
 March 13, 1992
 .615, vs. Wake Forest (24-39),
 Jan. 20, 1999
 .614, vs. Clemson (27-44),
 Jan. 17, 1996
 .612, vs. NC State, Jan. 15, 1995
 .579, vs. Wake Forest, Feb. 10, 1993
 .578, at NC State (26-45), Jan. 3, 1998
 .574, vs. Maryland (31-54),
 Feb. 10, 1996
 .569, at North Carolina (29-51),
 Feb. 24, 1996
 .558, vs. Duke, Jan. 21, 1995
 .552, vs. Maryland, Jan. 13, 1993
 .547, vs. Wake Forest (29-53),
 Jan. 22, 1998

THREE-POINTERS MADE

13, at NC State, Feb. 15, 1995
 13, vs. North Carolina, Feb. 27, 1992
 12, vs. North Carolina, Feb. 25, 1995
 12, at Clemson, Jan. 18, 1995
 12, at Wake Forest, Feb. 10, 1994
 12, at Clemson, Jan. 20, 1993
 11, vs. Wake Forest, March 7, 1997
 11, at North Carolina, Feb. 24, 1996
 11, at North Carolina, Feb. 25, 1994

THREE-POINTERS ATTEMPTED

34, vs. Maryland, Jan. 10, 1995
 32, at North Carolina, Feb. 25, 1994
 31, vs. North Carolina, Jan. 6, 1999
 31, vs. North Carolina, March 11, 1994
 29, at Georgia Tech, Jan. 27, 1996
 28, vs. Clemson, Feb. 18, 1995
 28, at Virginia, Feb. 4, 1995
 27, at NC State, Feb. 26, 1997
 27, at Wake Forest, Feb. 7, 1996
 27, at NC State, Feb. 15, 1995
 27, at Clemson, Jan. 18, 1995

THREE-POINT PERCENTAGE

.647, at North Carolina (11-17),
 Feb. 24, 1996
 .591, vs. North Carolina (13-22),
 Feb. 27, 1992
 .571, vs. Wake Forest (8-14),
 Jan. 20, 1999
 .556, vs. North Carolina (10-18),
 Jan. 22, 2000
 .500, vs. Clemson (9-18),
 March 4, 1999
 .500, vs. Virginia (8-16), Feb. 28, 1998
 .500, vs. Maryland (9-18),
 Feb. 10, 1996
 .500, vs. Clemson (10-20),
 Jan. 17, 1996
 .500, at Virginia (6-12), Jan. 3, 1996
 .500, at Wake Forest (12-24),
 Feb. 10, 1994
 .500, vs. Georgia Tech (10-20),
 Feb. 15, 1992
 .500, vs. Wake Forest (7-14),
 Feb. 10, 1993
 .500, at Clemson, (12-24),
 Jan. 20, 1993

FREE THROWS MADE

37, vs. Clemson, Feb. 8, 1992
 29, vs. Maryland, Feb. 10, 1996
 25, vs. Clemson, Feb. 15, 1998
 25, vs. Virginia, Feb. 8, 1993
 24, vs. Virginia, Feb. 6, 1994
 24, vs. Virginia, Feb. 26, 2000
 23, vs. NC State, Jan. 23, 1999
 23, at Clemson, Jan. 13, 1998
 23, vs. Maryland, Jan. 13, 1993
 23, at NC State, Feb. 10, 1992
 22, vs. Clemson, March 4, 1999
 22, vs. NC State, Jan. 25, 1992

FREE THROWS ATTEMPTED

48, vs. Clemson, Feb. 8, 1992
 40, vs. Clemson, Feb. 15, 1998
 40, vs. Maryland, Feb. 10, 1996
 37, at Clemson, Jan. 13, 1998
 35, vs. Clemson, March 4, 1999
 34, vs. Maryland, Jan. 13, 1993
 33, at Maryland, Feb. 13, 1993
 33, vs. Virginia, Feb. 26, 2000
 32, vs. Virginia, Feb. 8, 1993
 31, vs. NC State, Jan. 23, 1999
 31, vs. Maryland, Jan. 29, 1997
 30, vs. Maryland, Feb. 27, 1999
 30, vs. Virginia, Feb. 6, 1994
 30, at NC State, Feb. 10, 1992

FREE THROW PERCENTAGE

1.000, at Wake Forest (11-11),
 Jan. 25, 1997
 .941, vs. Virginia (16-17),
 Feb. 28, 1999
 .941, at Maryland (16-17),
 Jan. 11, 1994
 .867, vs. Clemson (13-15),
 Feb. 18, 1995
 .867, vs. Georgia Tech (13-15),
 March 2, 1994
 .833, at Maryland (20-24),
 March 4, 1996
 .826, at Maryland (19-23),
 Jan. 27, 1999
 .810, at NC State (17-21),
 Feb. 2, 2000
 .800, vs. NC State (12-15),
 Jan. 4, 1997
 .789, vs. North Carolina (15-19),
 Dec. 20, 1997
 .786, at Virginia (11-14), Feb. 4, 1995
 .783, vs. Wake Forest (18-23),
 Jan. 20, 1999

OFFENSIVE REBOUNDS

26, at Georgia Tech, Jan. 15, 1997
 25, vs. NC State, March 7, 1996
 25, vs. Georgia Tech, Jan. 31, 1993
 23, vs. Georgia Tech, Feb. 18, 1998
 23, vs. Clemson, Feb. 18, 1995
 23, vs. North Carolina, March 11, 1994
 22, vs. Maryland, Feb. 27, 1999
 22, vs. Maryland, Jan. 10, 1995
 21, vs. North Carolina, Jan. 24, 1996

DEFENSIVE REBOUNDS

37, vs. NC State, Jan. 15, 1995
 34, vs. Maryland, Jan. 13, 1993
 30, vs. Wake Forest, Jan. 22, 1998
 29, at Wake Forest, Jan. 7, 1995
 29, vs. Virginia, Feb. 6, 1994
 29, at Maryland, Jan. 18, 1992

29, at NC State, Feb. 2, 2000
 28, at Maryland, Jan. 7, 1998
 28, vs. Clemson, March 4, 1999
 28, at Virginia, Jan. 6, 1993
 28, vs. NC State, Jan. 25, 1992
 28, at South Florida, Jan. 8, 2000

TOTAL REBOUNDS

54, vs. NC State, Jan. 15, 1995
 51, vs. NC State, March 7, 1996
 50, at Virginia, Jan. 6, 1993
 49, at Georgia Tech, Jan. 15, 1996
 49, vs. Georgia Tech, Jan. 31, 1993
 48, at Wake Forest, Jan. 7, 1995
 47, vs. Virginia, Feb. 6, 1994

ASSISTS

26, vs. NC State, Jan. 15, 1995
 24, vs. Wake Forest, Feb. 10, 1993
 24, at Georgia Tech, Jan. 23, 1992
 23, vs. Maryland, Jan. 13, 1993
 23, vs. NC State, March 13, 1992
 22, at Clemson, Jan. 20, 1993
 22, vs. North Carolina, Feb. 27, 1992
 22, at Wake Forest, Jan. 11, 1992
 21, at Georgia Tech, Jan. 9, 1999
 21, at NC State, Feb. 15, 1995
 21, vs. Clemson, Feb. 20, 1993

BLOCKED SHOTS

14, vs. Maryland, Jan. 10, 1995
 11, vs. Virginia, Feb. 28, 1998

STEALS

18, vs. NC State, Feb. 14, 1996
 16, at Georgia Tech, March 2, 1995
 16, at Wake Forest, Jan. 11, 1992
 16, vs. NC State, March 13, 1992
 15, vs. NC State, Jan. 25, 1992
 13, vs. Duke, Feb. 22, 1996
 13, at Georgia Tech, Jan. 27, 1996
 13, at Wake Forest, Jan. 9, 1993
 13, at Georgia Tech, March 4, 1993
 13, vs. North Carolina, Feb. 27, 1992

TURNOVERS

28, at Maryland, Feb. 13, 1993
 24, at Clemson, Jan. 13, 1998
 24, at Maryland, Feb. 11, 1995
 24, at Duke, Jan. 6, 1992
 23, vs. Maryland, March 5, 1999
 23, vs. Maryland, Feb. 27, 1999
 23, at Maryland, Jan. 27, 1999
 23, vs. Maryland, Feb. 12, 1994
 23, at North Carolina, Jan. 27, 1993
 22, at Wake Forest, Feb. 20, 1999
 22, vs. Maryland, Jan. 29, 1997
 22, at Maryland, Jan. 11, 1994

PERSONAL FOULS

36, vs. NC State, March 7, 1996
 31, vs. Clemson, March 4, 1999
 30, vs. Georgia Tech, Feb. 11, 1992
 30, at Maryland, Jan. 7, 1998
 30, at Clemson, Jan. 13, 1998
 30, vs. North Carolina, March 14, 1992
 29, vs. North Carolina, March 11, 1994
 27, at Wake Forest, Feb. 20, 1999
 27, vs. Maryland, Feb. 27, 1999
 27, at Duke, Feb. 10, 1998
 27, at Wake Forest, Feb. 7, 1996
 27, vs. Maryland, Feb. 5, 1992

FSU Miscellaneous ACC Records

LARGEST WINNING MARGIN

36, vs. Virginia (100-64), Feb. 6, 1994
 28, vs. NC State (107-79), Jan. 15, 1995
 25, vs. Virginia (88-63), Feb. 28, 1998
 24, vs. Wake Forest (83-59), Jan. 22, 1998
 22, vs. Maryland (100-78), Feb. 10, 1996
 22, vs. NC State (98-76), Jan. 25, 1992

LARGEST WINNING MARGIN ON THE ROAD

19, at Georgia Tech (75-56), Jan. 9, 1999
 18, at Clemson (89-71), Jan. 20, 1993
 13, at NC State (68-55), Jan. 3, 1998
 12, at North Carolina (86-74), Dec. 15, 1991

LARGEST LOSING MARGIN

48, at North Carolina (103-55), Jan. 24, 1998
 34, at North Carolina (98-64), Feb. 7, 1999
 33, at Clemson (78-45), Feb. 14, 1999
 33, at Duke (101-68), Feb. 16, 2000
 31, vs. Duke (85-54), Jan. 16, 2000
 30, at North Carolina (100-70), Jan. 25, 1995
 29, vs. Clemson (78-49), Feb. 15, 1998

Best Record: 12-4, second place in 1992-93
Worst Record: 5-11 in 1994-95, 1995-96 and 1998-99

Best League Finish: second place twice (1991-92 and 1992-93)

Worst League Finish: eighth place (1995-96)
Longest Winning Streak: 6, Jan. 31, 1993 - Feb. 24, 1993

Longest Home Winning Streak: 10, Feb. 1, 1992 - Feb. 27, 1993

Longest Road Winning Streak: 5, Jan. 11, 1992 - Feb. 18, 1992

Longest Losing Streak: 9, Jan. 27, 1999 - Feb. 27, 1999

Longest Home Losing Streak: 4, Jan. 30, 1999 - Feb. 27, 1999

Longest Road Losing Streak: 7, March 4, 1996 - Feb. 23, 1997

Best First Half: 6-2 in 1992-93

Best Second Half: 6-2 in 1991-92 and 1992-93

Best Home Record: 7-1 in 1992-93


Best Road Record: 6-2 in 1991-92

Year-By-Year Team Statistics

Year	G	FG-FGA	Pct.	3FG-3FGA	Pct.	FT-FTA	Pct.	O-D-REB	Avg.	PF	AST	TO	BL	ST	PTS-Avg.
1947-48	18	312				226									850-47.2
	18														979-54.4
1948-49	24														1220-50.8
	24														1211-50.5
1949-50	25	NA	NA			NA	NA				NA				1444-57.8
	25														1339-53.6
1950-51	27							NA	NA	NA					1792-66.4
	27														1716-63.6
1951-52	25	585-1925	.304			301-505	.596				568				1471-58.8
	25														1759-70.4
1952-53	22	599-1764	.339			449-694	.690				462				1647-74.9
	22	621-1717	.362			436-725	.601				439				1678-76.3
1953-54	20														1505-75.3
	20														1448-72.4
1954-55	26	794-2164	.367			707-982	.720	1422	54.6	522					2295-88.3
	26	756-2059	.367			539-826	.653	1061	40.8	578					2051-78.9
1955-56	25	667-1648	.405			680-947	.728	1129	45.1	497					2023-80.9
	25	710-1703	.417			494-799	.618	1188	47.5	554					1914-76.5
1956-57	26	704-1862	.378			543-799	.680	1091	42.0	496					1951-75.1
	26	763-1981	.385			545-805	.677	1246	47.9	482					2061-79.3
1957-58	25	621-1853	.335			447-622	.719	1247	49.9	494					1689-67.6
	25	697-1766	.395			454-689	.659	1352	54.1	448					1848-73.9
1958-59	23	667-1758	.379			436-646	.675	1195	52.0	486					1770-77.0
	23	698-1684	.415			479-699	.685	1312	57.1	455					1875-81.5
1959-60	25	730-1883	.388			468-713	.656	1305	52.2	547					1928-77.1
	25	719-1683	.427			512-783	.654	1328	53.1	505					1950-78.0
1960-61	24	672-1467	.458	NA	NA	442-634	.697	1054	43.9	451			NA	NA	1786-74.4
	24	629-1501	.419			411-629	.653	1023	42.6	467					1669-69.5
1961-62	23	709-1386	.512			363-525	.691	897	39.0	383					1781-77.4
	23	615-1458	.422			337-482	.699	930	40.4	430					1567-68.1
1962-63	25	707-1513	.467			330-517	.638	1047	41.9	488					1744-69.8
	25	599-1434	.418			482-678	.717	977	39.1	421					1680-67.2
1963-64	28														1835-65.5
	28														1838-65.6
1964-65	26	697-1574	.443			425-593	.717	1058	40.7	520					1819-70.0
	26	629-1444	.436			505-704	.717	1001	38.5	490					1763-67.8
1965-66	26	696-1588	.438			505-720	.701	1109	42.7	553					1897-73.0
	26	647-1462	.443			483-714	.677	991	38.1	542					1777-68.4
1966-67	26	721-1596	.452			402-581	.692	1037	39.9	533					1844-70.9
	26	725-1634	.444			486-702	.692	1200	46.2	455					1936-75.5
1967-68	27	956-1960	.488			526-722	.729	1388	51.4	561					2438-90.3
	27	793-1911	.415			532-736	.723	1134	42.0	534					2118-78.4
1968-69	26	925-1965	.471			412-633	.651	1336	51.4	436					2260-86.9
	26	774-1708	.453			498-688	.724	1039	40.0	308					2056-79.1
1969-70	26	939-1950	.482			507-705	.719	1209	46.5	517	411				2385-91.7
	26	743-1837	.405			469-687	.683	1312	50.5	508	296				1955-75.2
1970-71	26	990-2082	.476			400-592	.676	1388	53.4	462	499				2380-91.5
	26	842-1943	.433			401-612	.655	1208	46.5	534	384				2085-80.2
1971-72	33	1110-2372	.468			561-800	.701	1608	48.7	564	634				2781-84.3
	33	904-2153	.420			478-722	.662	1386	42.0	597	470				2286-69.3
1972-73	26	938-1886	.497			244-401	.609	1250	48.1	452	513				2120-81.5
	26	779-1817	.429			302-427	.707	1022	39.3	443	367				1860-71.5

Year-By-Year Team Statistics

Year	G	FG-FGA	Pct.	3FG-3FGA	Pct.	FT-FTA	Pct.	O-D-REB	Avg.	PF	AST	TO	BL	ST	PTS-Avg.
1973-74	26	971-2055	.473			347-491	.707	1230	47.3	509	436	478			2289-88.0
	26	856-1903	.450			333-487	.684	1100	42.3	544	342	539			2045-78.7
1974-75	26	932-1858	.502			294-456	.645	1099	42.3	517	425	472			2158-83.0
	26	766-1732	.442			330-474	.696	1019	39.2	521	335	548			1862-71.6
1975-76	27	956-1949	.491			350-507	.690	1168	43.3	585	459	462	NA	NA	2264-83.9
	27	751-1668	.450			360-540	.667	980	36.3	538	361	552			1862-69.0
1976-77	27	945-1888	.501			361-547	.660	1056	39.1	580	439	489			2251-83.4
	27	839-1735	.484			405-563	.719	1029	38.1	559	381	547			2083-77.2
1977-78	29	986-1957	.504			444-683	.650	1161	40.0	576	408	451	67	276	2416-83.3
	29	861-1875	.459			368-532	.692	1045	36.0	621	282	544	75	191	2090-72.1
1978-79	29	882-1728	.510			461-672	.686	1022	35.2	637	379	407	61	223	2225-76.7
	29	829-1656	.501			476-674	.706	889	30.7	626	316	512	84	193	2134-73.6
1979-80	31	964-1811	.532			529-772	.685	1021	32.9	556	471	496	90	204	2461-79.4
	31	968-1942	.499	NA	NA	383-559	.685	1018	32.8	669	405	499	99	234	2319-74.8
1980-81	28	772-1578	.489			525-766	.685	1028	36.7	603	287	402	98	190	2069-73.9
	28	770-1675	.460			457-654	.699	956	34.1	661	323	424	72	208	1993-71.2
1981-82	28	850-1740	.489			368-548	.672	967	34.5	570	328	484	45	210	2068-73.9
	28	851-1662	.512			418-623	.671	936	33.4	540	407	452	84	191	2120-75.7
1982-83	28	826-1716	.481			470-653	.720	958	34.2	602	353	448	43	237	2122-75.8
	28	845-1665	.508			473-656	.721	954	34.1	597	374	481	73	182	2163-77.3
1983-84	31	936-1769	.529			426-630	.676	999	32.2	569	534	477	105	261	2298-74.1
	31	867-1837	.472			395-602	.656	1025	33.1	587	440	487	59	208	2129-68.8
1984-85	30	935-1877	.498			432-646	.669	1101	36.7	564	484	416	124	266	2302-76.7
	30	860-1854	.464			434-633	.686	1075	35.8	600	374	438	71	186	2154-71.8
1985-86	29	945-1858	.509			414-593	.698	980	33.8	568	461	519	97	228	2304-79.5
	29	950-1899	.500			457-632	.723	1088	37.5	559	457	508	72	187	2357-81.3
1986-87	30	942-1940	.486	178-428	.416	448-638	.702	1161	38.7	589	381	436	88	159	2510-83.7
	30	899-2026	.444	118-295	.400	435-632	.688	1153	38.4	598	330	426	93	153	2351-78.4
1987-88	30	943-1857	.508	154-352	.438	489-715	.683	1147	38.2	571	401	430	69	214	2528-84.3
	30	865-1861	.465	138-401	.344	422-595	.709	957	31.9	627	365	450	94	193	2285-76.2
1988-89	30	999-1980	.505	181-474	.382	560-770	.727	1116	37.2	557	411	419	71	251	2739-91.3
	30	957-1989	.481	141-385	.366	367-541	.678	1096	36.5	672	408	502	72	188	2422-80.7
1989-90	31	882-1886	.468	117-343	.341	495-700	.707	410-632-1123	36.2	559	389	513	96	256	2376-76.7
	31	909-1903	.478	122-363	.336	401-570	.704	350-583-1048	33.8	620	486	481	100	206	2341-75.5
1990-91	32	924-2001	.462	147-446	.330	542-809	.670	453-725-1261	39.4	622	440	492	152	275	2537-79.3
	32	883-1995	.443	171-476	.359	492-703	.700	413-642-1161	36.3	652	441	502	93	231	2429-75.9
1991-92	32	954-1970	.484	170-491	.346	487-734	.664	396-690-1194	38.5	595	469	482	145	290	2565-82.7
	32	859-1927	.446	213-558	.382	469-677	.693	371-649-1145	36.9	590	447	518	99	223	2400-77.4
1992-93	35	1145-2315	.495	187-564	.332	543-807	.673	460-784-1376	39.3	606	584	554	210	322	3020-86.3
	35	1170-2392	.450	220-587	.375	414-631	.656	551-790-1341	38.3	669	563	581	102	257	2788-79.7
1993-94	27	760-1713	.444	166-520	.319	392-598	.656	378-606-1076	39.9	514	377	431	110	231	2078-77.0
	27	714-1643	.435	169-468	.361	423-637	.664	382-632-1014	37.6	501	433	442	111	203	2020-74.8
1994-95	27	745-1679	.444	211-588	.359	326-486	.671	377-600-1036	38.4	515	386	440	167	186	2027-75.1
	27	714-1630	.438	166-438	.379	419-588	.713	376-589-965	35.7	468	355	379	68	202	2013-74.6
1995-96	27	727-1650	.441	175-506	.346	404-629	.652	359-560-1002	37.1	508	396	361	122	236	2033-75.3
	27	687-1554	.442	190-529	.359	409-604	.677	365-631-996	36.9	549	361	426	82	195	1973-73.1
1996-97	32	866-1928	.449	195-558	.349	421-656	.642	386-716-1206	37.7	601	492	439	142	280	2348-73.4
	32	758-1896	.400	172-538	.320	448-687	.652	475-715-1190	37.2	567	360	485	118	200	2136-66.8
1997-98	32	836-1830	.457	129-438	.295	486-731	.665	381-762-1240	38.8	631	461	543	165	237	2287-71.5
	32	766-1881	.407	179-569	.315	507-731	.694	406-674-1080	33.8	632	373	464	115	296	2218-69.3
1998-99	30	765-1721	.445	178-525	.339	410-621	.660	318-575-967	32.2	599	447	472	86	264	2118-70.6
	30	766-1663	.461	199-554	.359	469-705	.665	393-678-1071	35.7	566	429	523	121	241	2200-73.3
1999-00	29	656-1591	.412	175-490	.357	387-566	.684	319-655-1075	37.1	483	352	449	120	153	1874-64.6
	29	750-1758	.427	194-535	.363	342-536	.638	395-648-1043	36.0	509	404	341	128	238	2036-70.2



Chuck Graham (far left) played on the Seminoles' 1991 and 1992 NCAA Tournament teams.

Lawrence McCray (center) was a team-leader on Florida State's 1972 national runner-up team.

Hugh Durham (left) averaged 18.9 points in 83 games as a Seminole varsity letterwinner.

Tournament History

Championships

NAIB District 25 - 1950-51
 NAIB District 25 - 1954-55
 Savannah Invitational - 1962-63
 Civitan Classic - 1968-69
 Gator Bowl - 1969-70
 Civitan Classic - 1971-72
 Far West Classic - 1971-72
 Senior Bowl - 1971-72
 NCAA Mideast - 1971-72
 Big Sun - 1973-74
 Big Sun - 1977-78
 Birmingham Classic - 1977-78
 Cotton States Classic - 1980-81
 Red Lobster Classic - 1986-87
 Metro Conference - 1990-91

Appearances

IN-SEASON

1950-51 NAIB District 25 (2-0, Champions)
 1950-51 NAIB Nationals (2-1, Quarterfinals)
 1951-52 Gator Bowl (0-3, Round Robin)
 1951-52 NAIB District 25 (1-1, Second)
 1952-53 NAIB District 25 (1-1, Second)
 1954-55 Gator Bowl (1-1, Third)
 1954-55 NAIB District 25 (2-0, Champions)
 1954-55 NAIB Nationals (1-1, Second Round)
 1955-56 Carousel Tournament (1-2, Sixth)
 1955-56 Orange Bowl (1-2, Seventh)
 1956-57 Senior Bowl (1-1, Third)
 1957-58 Senior Bowl (1-1, Third)
 1958-59 Citadel Invitational (0-2, Fourth)
 1959-60 Gator Bowl (1-1, Second)
 1960-61 Gator Bowl (0-1)
 1962-63 Savannah Invitational (3-0, Champions)
 1963-64 Gator Bowl (1-1, Third)
 1964-65 Vanderbilt Invitational (1-1, Third)
 1964-65 All College Tournament (1-2, Seventh)
 1965-66 Tampa Invitational (1-1, Second)
 1967-68 Milwaukee Classic (1-1, Third)
 1967-68 Evansville Tournament (1-1, Second)
 1968-69 Civitan Classic (2-0, Champions)
 1969-70 Gator Bowl (2-0, Champions)
 1970-71 Civitan Classic (1-1, Second)
 1970-71 Sun Bowl (0-2)
 1971-72 Civitan Classic (2-0, Champions)
 1971-72 Far West Classic (3-0, Champions)
 1971-72 Senior Bowl (2-0, Champions)
 1972-73 Marshall Memorial Classic (1-1, Third)
 1972-73 Dayton Invitational (1-1, Third)
 1972-73 All College (2-1, Third)
 1973-74 Steel Bowl (1-1, Second)
 1973-74 Mercer Bear Classic (1-1, Third)
 1973-74 Bluebonnet Classic (1-1, Second)
 1973-74 Big Sun (2-0, First)

1974-75 Louisville Holiday (1-1, Second)
 1975-76 Big Sun (1-1, Second)
 1975-76 Far West Classic (1-2, Seventh)
 1976-77 IPTAY Tournament (1-1, Second)
 1976-77 Cable Car Classic (1-1, Second)
 1976-77 Vermont Classic (1-1, Third)
 1977-78 Big Sun (2-0, First)
 1977-78 Birmingham Classic (2-0, First)
 1977-78 Pillsbury Classic (1-1, Second)
 1978-79 Dayton Tournament (1-1, Second)
 1978-79 Old Dominion Classic (1-1, Second)
 1980-81 Cotton States Classic (2-0, First)
 1981-82 Florida Four (1-1, Second)
 1981-82 Dayton Tournament (1-1, Second)
 1982-83 Florida Four (1-1, Third)
 1982-83 Cabrillo Classic (1-1, Third)
 1986-87 Red Lobster Classic (2-0, Champions)
 1987-88 Red Lobster Classic (1-1)
 1988-89 Red Lobster Classic (1-1, Second)
 1989-90 Great Alaska Shootout (1-2)
 1989-90 ECAC Holiday Festival (1-1)
 1992-93 Pre-Season NIT (2-2, Fourth)
 1997-98 Preseason NIT (3-1, Second)
 1998-99 Rainbow Classic (2-1, Fifth)


CONFERENCE

1948-49 Dixie Conference (1-2, Fourth)
 1949-50 Dixie Conference (1-1, Third)
 1950-51 Dixie Conference (1-1, Second)
 1976-77 Metro Tournament (0-1)
 1977-78 Metro Tournament (1-1, Second)
 1978-79 Metro Tournament (2-1, Second)
 1979-80 Metro Tournament (2-1, Second)
 1980-81 Metro Tournament (1-1, Fourth)
 1981-82 Metro Tournament (1-1, Third)
 1982-83 Metro Tournament (0-1)
 1983-84 Metro Tournament (1-1)
 1984-85 Metro Tournament (2-1, Second)
 1985-86 Metro Tournament (1-1)
 1986-87 Metro Tournament (0-1)

1987-88 Metro Tournament (1-1)
 1988-89 Metro Tournament (1-1)
 1989-90 Metro Tournament (0-1)
 1990-91 Metro Tournament (3-0, Champions)
 1991-92 ACC Tournament (1-1)
 1992-93 ACC Tournament (0-1)
 1993-94 ACC Tournament (0-1)
 1994-95 ACC Tournament (0-1)
 1995-96 ACC Tournament (0-1)
 1996-97 ACC Tournament (0-1)
 1997-98 ACC Tournament (0-1)
 1998-99 ACC Tournament (1-1)
 1999-00 ACC Tournament (1-1)

POST-SEASON

1967-68 NCAA Mideast (0-1)
 1971-72 NCAA Mideast (3-0, Champions)
 NCAA Championship (1-1, Second)
 1977-78 NCAA Mideast (0-1)
 1979-80 NCAA Tournament (1-1)
 1983-84 National Invitation Tournament (1-1)
 1986-87 National Invitational Tournament (1-1)
 1987-88 NCAA Tournament (0-1)
 1988-89 NCAA Tournament (0-1)
 1990-91 NCAA Tournament (1-1)
 1991-92 NCAA Tournament (2-1)
 1992-93 NCAA Tournament (3-1)
 1996-97 National Invitational Tournament (4-1, Second)
 1997-98 NCAA Tournament (1-1)




Pee Wee Barber led Florida State's 1987 NIT team in scoring.

NCAA Tournament History

NCAA Results

Year	Regional	Opponent	W/L	Score	Seed
1967-68	Mid-east 1st Round	East Tennessee State	L	69-79	—
1971-72	Mid-east 1st Round	Eastern Kentucky	W	83-81	—
	Mid-east Regional Series	Minnesota	W	70-56	—
	Mid-east Regional Final	Kentucky	W	73-54	—
	Final Four	North Carolina	W	79-75	—
	National Championship Game	UCLA	L	76-81	—
1977-78	Mid-east 1st Round	Kentucky	L	76-85	—
1979-80	Mid-east 1st Round	No. 9 Toledo	W	94-91	No. 8
	Mid-east 2nd Round	No. 1 Kentucky	L	78-97	—
1987-88	West 1st Round	No. 5 Iowa	L	98-102	No. 12
1988-89	Southeast 1st Round	No. 13 Middle Tenn. State	L	83-97	No. 4
1990-91	Midwest 1st Round	No. 10 Southern California	W	75-72	No. 7
	Midwest 2nd Round	No. 2 Indiana	L	60-82	—
1991-92	West 1st Round	No. 14 Montana	W	78-68	No. 3
	West 2nd Round	No. 6 Georgetown	W	78-68	—
	West Regional Series	No. 2 Indiana	L	74-85	—
1992-93	Southeast 1st Round	No. 14 Evansville	W	82-70	No. 3
	Southeast 2nd Round	No. 11 Tulane	W	94-63	—
	Southeast Regional Semis	No. 7 W. Kentucky	W	81-78	—
	Southeast Regional Final	No. 1 Kentucky	L	81-106	—
1997-98	Midwest 1st Round	No. 5 Texas Christian	W	96-87	No. 12
	Midwest 2nd Round	No. 13 Valparaiso	L	77-83 (OT)	—



Rowland Garrett was one of three players who averaged in double-figure scoring as the Seminoles played for the 1972 NCAA title.

Conference Tournament History

ACC Results

1992 Charlotte Coliseum, Charlotte, NC Florida State 93, N.C. State 80 North Carolina 80, Florida State 76	(Quarterfinals) (Semifinals)	1995 Greensboro Coliseum, Greensboro, NC Maryland 71, Florida State 64	(Quarterfinals)	1998 Greensboro Coliseum, Greensboro, NC NC State 65, Florida State 63	(First Round)
1993 Charlotte Coliseum, Charlotte, NC Clemson 87, Florida State 75	(Quarterfinals)	1996 Greensboro Coliseum, Greensboro, NC N.C. State 80, Florida State 65	(First Round)	1999 Charlotte Coliseum, Charlotte, NC Florida State 87, Clemson 85 (OT) Maryland 93, Florida State 69	(First Round) (Quarterfinals)
1994 Charlotte Coliseum, Charlotte, NC North Carolina 83, Florida State 69	(Quarterfinals)	1997 Greensboro Coliseum, Greensboro, NC Wake Forest 66, Florida State 65	(Quarterfinals)	2000 Charlotte Coliseum, Charlotte, NC Florida State 63, Georgia Tech 62 Maryland 82, Florida State 61	(First Round) (Quarterfinals)

Metro Results

1977 Mid-South Coliseum, Memphis, TN Georgia Tech 72, Florida State 67	(First Round)	1982 Mid-South Coliseum, Memphis, TN Florida State 54, Tulane 49 Louisville 97, Florida State 73	(First Round) (Semifinals)	1987 Freedom Hall, Louisville, KY South Carolina 86, Florida State 85	(First Round)
1978 Riverfront Coliseum, Cincinnati, OH Florida State 71, Georgia Tech 69 Louisville 94, Florida State 93	(Semifinals) (Championship)	1983 Riverfront Coliseum, Cincinnati, OH Memphis State 84, Florida State 74	(Semifinals)	1988 Mid-South Coliseum, Memphis, TN Florida State 84, Cincinnati 74 Memphis State 81, Florida State 74	(First Round) (Semifinals)
1979 Mid-South Coliseum, Memphis, TN Florida State 101, Tulane 92 Florida State 35, Memphis State 34 Virginia Tech 68, Florida State 60	(First Round) (Semifinals) (Championship)	1984 Mid-South Coliseum, Memphis, TN Florida State 72, South Carolina 65 Memphis State 65, Florida State 63	(First Round) (Semifinals)	1989 Florida State 80, South Carolina 63 Louisville 87, Florida State 80	(Semifinals) (Championship)
1980 Freedom Hall, Louisville, KY Florida State 85, Tulane 73 Florida State 79, Cincinnati 69 Louisville 81, Florida State 72	(First Round) (Semifinals) (Championship)	1985 Freedom Hall, Louisville, KY Florida State 97, Virginia Tech 93 Florida State 75, Cincinnati 65 Memphis State 90, Florida State 86 (OT)	(First Round) (Semifinals) (Championship)	1990 Gulf Coast Coliseum, Biloxi, MS Cincinnati 65, Florida State 64 (OT)	(First Round)
1981 Freedom Hall, Louisville, KY Florida State 84, St. Louis 77 Cincinnati 58, Florida State 57	(First Round) (Semifinals)	1986 Freedom Hall, Louisville, KY Florida State 77, Virginia Tech 76 Memphis State 73, Florida State 71	(First Round) (Semifinals)	1991 Roanoke Civic Center, Roanoke, VA Florida State 65, South Carolina 55 Florida State 91, Virginia Tech 71 Florida State 76, Louisville 69	(First Round) (Semifinals) (Championship)

NCAA Tournament History



Dave Cowens helped Florida State to its first berth in the NCAA Tournament.

1967-68

Led by sophomore Dave Cowens, Florida State made its first NCAA Tournament appearance during the 1967-68 season. The Seminoles finished the year with a 19-8 record after a 79-69 loss to East Tennessee State in the first round of the Mideast Regional. Cowens had an outstanding season averaging 18.8 points and 17.0 rebounds per game while hitting 53.8 percent (206-of-383) from the floor. Junior Jeff Hogan (15.8 ppg) and

sophomore Jan Gies (12.7 ppg) also averaged in double figures for head coach Hugh Durham's second FSU team.

1979-80

The trio of guard Mickey Dillard, forward Murray Brown and center Elvis Rolle helped Florida State to its second postseason appearance in three seasons with its trip to in the 1980 NCAA Tournament. The Seminoles posted a 22-9 record and finished as Metro Conference runners-up. FSU beat Toledo 94-91 in the first round of the NCAA Mideast Regional for its first postseason win in eight years before being eliminated by Kentucky. Dillard led Florida State with a 20.4 points per

game scoring average while Brown (18.6) and Rolle (15.3) also averaged in double figures for head coach Joe Williams' club.



Junior guard Mickey Dillard was the leading scorer on Florida State's 1979-80 NCAA Tournament team.

1971-72

Entering the 1971-72 season, Florida State head coach Hugh Durham had one primary goal for his players. Said Durham prior to the season, "I want to get our players to play to their potential. If they do that, the wins will take care of themselves. By any standard, Durham succeeded. That season, Florida State fielded its most successful team in school history, winning a program record 27 games against just six losses. The season culminated with an NCAA Mideast Regional Championship, a trip to the Final Four and a date with five-time defending national champion UCLA and legendary coach John Wooden in the national championship game. Along the way to the title game, Florida State knocked off perennial powers Minnesota, Kentucky and North Carolina. In the championship game, FSU fell just five points short of a national championship, going down 81-76 to the Bruins.



Florida State had the most successful season in school history in 1971-72.

1987-88

Head coach Pat Kennedy's second team at Florida State returned to the NCAA Tournament after a seven-year absence. The Seminoles' Cinderella season began with low expectations as the Tribe had been picked to finish near the basement of the Metro Conference standings. But two personnel decisions turned the season into a satisfying one for Seminole fans. The first was to move a previously overweight, seldom-used forward to point guard and the other was to offer a scholarship to a junior college transfer whose left leg was shorter than his right. The twosome - George McCloud (point guard) and Tony Dawson (junior college transfer) - transformed FSU into an NCAA Tournament club that earned the 12th seed in the West Regional before falling to Iowa 102-98 in the first round. McCloud (18.2 ppg) and Dawson (17.9 ppg) both averaged more than 17 points per game for the 19-11 Seminoles.



George McCloud's move to point guard helped the Seminoles exceed expectations and make the NCAA Tournament field in 1988.

1977-78

Florida State found its way back to the NCAA Tournament in head coach Hugh Durham's final season at FSU, 1977-78. The Seminoles rolled through the Metro Conference to win the league's regular season title with an 11-1 record before falling in the conference tournament title game to Louisville 94-93. FSU's season ended in the NCAA Mideast Regional when it lost to eventual national champion Kentucky 85-76. Harry Davis capped his Seminole career by leading Florida State in scoring (19.5 ppg) and rebounding (7.4 rpg).

Two-time team Most Valuable Player Harry Davis keyed Florida State's 1977-78 trip to the NCAA Tournament.



1988-89

Florida State used the 1988-89 season to serve as a national coming out party. The Seminoles topped one outstanding season with another, making the NCAA Tournament in consecutive seasons for the first time in school history. FSU, which returned four starters from the previous year, opened the season by winning 16 of its first 17 games, the best start in school history, and rose to as high as No. 8 in the national polls. The Seminoles also won the Metro Conference regular season crown,



Tony Dawson helped Florida State to back-to-back NCAA Tournament appearances for the first time in the program's history.

NCAA Tournament History

earned the fourth seed in the NCAA Southeast Regional and finished with a 22-8 record. George McCloud (22.8 ppg) and Tony Dawson (21.0 ppg) again led FSU by both averaging at least 21.0 points per game.

1990-91


After a one-year absence, Florida State returned to the NCAA Tournament in 1990-91. Heading into the season, most experts thought that it would be head coach Pat Kennedy's most challenging since coming to Tallahassee. The Seminoles struggled early in the season and opened the year just 5-5. But in game 11 head coach Pat Kennedy inserted Charlie Ward in the starting lineup at point guard and FSU began to surge. Florida State won 12 of its final 17 games and rolled through the Metro Conference Tournament in three games to claim its first tournament title in its final season in the league. The Seminoles were the seventh seed in the NCAA Tournament's Midwest Regional and defeated USC in the first round 75-72, for FSU's first tournament win since 1980. Florida State's season would end with a 21-11 record after a second round loss to Indiana.



Charlie Ward entered the Florida State starting lineup midway through the 1990-91 campaign and Florida State's season took off.

1991-92

Not many college basketball experts predicted that Florida State's first game and season in the Atlantic Coast Conference would be so successful. The Seminoles' first game turned out to be one of the greatest wins in school history and the season was one of the finest in program annals. FSU's ACC opener at North Carolina would provide a glimpse of what was to follow that season. Playing without star forward Doug Edwards and with just one senior on the roster, the Seminoles went into the Dean Smith Center and stunned the fifth-ranked Tar Heels 86-74 before more than 19,000. Florida State rolled on to a 22-10 record, an 11-5 conference record and second place finish, and an appearance in the NCAA Tournament's Sweet 16.



Bob Sura helped Florida State reach the Sweet 16 in 1992.

Seeded third in the West Regional, FSU defeated Montana and Georgetown before giving Indiana everything it could handle in defeat.


1992-93

One year after advancing to the Sweet 16 of the NCAA Tournament, the 1992-93 Seminoles did their predecessor one better – a trip to the Elite Eight. The second most successful season in Florida State basketball history ended just 40 minutes shy of the Final Four with a loss to Kentucky in the Southeast Regional Championship Game. Led by the quintet of Sam Cassell, Rodney Dobard, Doug Edwards, Bob Sura and Charlie Ward, the Seminoles went 25-10, including a 12-4 mark in the ACC. Florida State's 25 wins were the second most in school history.

Florida State advanced to within a game of the Final Four in 1993. The Seminoles lost to Kentucky in the Southeast Region Championship game.

1997-98

Steve Robinson's first season as the Seminoles' head coach was a successful one as he took his team back to the NCAA Tournament. Florida State opened the season by winning 12 of its first 14 games, including an 84-79 win over defending national champion Arizona in Tallahassee. After a late season stumble, FSU picked itself back up in the first round of the NCAA Tournament's Midwest Regional. The Seminoles, seeded 12th, played one of its best games of the year in beating No. 5 Texas Christian 96-87. Florida State's season would end in the second round with a heart-breaking 83-77 overtime loss to Valparaiso and an 18-14 record.



Kerry Thompson and FSU celebrated its return to the NCAA Tournament with a first round win over Texas Christian.



All-Time FSU Scores

(1971-72 continued from page 197)

Dec. 27	85	Washington(N)	77
Dec. 29	73	Oregon State(N)	72
Dec. 30	85	Washington State(N)	61
Jan. 3	86	Duquesne(N)	70
Jan. 4	63	St. Louis(H)	62
Jan. 8	106	East Tennessee SL(H)	63
Jan. 11	96	Mercer(H)	78
Jan. 15	86	Houston(H)	79
Jan. 19	105	South Alabama(H)	72
Jan. 22	71	Georgia Tech(A)	69
Jan. 26	82	Jacksonville(H)	84
Jan. 29	84	Florida Southern(H)	63
Jan. 31	109	Pan American(H)	83
Feb. 4	86	Houston(A)	94
Feb. 7	104	South Alabama(A)	81
Feb. 12	94	Tulane(H)	84
Feb. 19	108	Georgia Tech(H)	50
Feb. 23	70	Jacksonville(A)	61
Feb. 26	49	Biscayne(A)	47
Feb. 28	94	Stetson(A)	66
Mar. 4	64	Cincinnati(A)	88
Mar. 11	83	Eastern Kentucky(N)	81
Mar. 16	70	Minnesota(S)	56
Mar. 18	73	Kentucky(S)	54
Mar. 23	79	North Carolina(N)	75
Mar. 26	76	UCLA(N)	81

*Sunshine Classic Champion at Jacksonville, Florida
 †Forfeit loss
 #Far West Classic Champion at Portland, Oregon
 †Senior Bowl Tournament Champion at Mobile, Alabama
 +NCAA First Round at Knoxville, Tennessee
 \$NCAA Midwest Regional at Dayton, Ohio
 @NCAA Final Four at Los Angeles, California

1972-73 - Won 18, Lost 8 (.692)

Dec. 1	109	Georgia Southern(H)	97
Dec. 4	87	Eastern Kentucky(N)	70
Dec. 9	97	Biscayne College(H)	82
Dec. 15	59	Princeton(N)	61
Dec. 16	85	Baylor(N)	67
Dec. 22	68	Alabama(N)	74
Dec. 23	91	Northwestern(N)	73
Dec. 27	70	Penn State(N)	60
Dec. 28	77	Brigham Young(N)	60
Dec. 30	94	Oklahoma City(N)	80
Jan. 6	91	Connecticut(H)	55
Jan. 8	101	Georgetown(H)	74
Jan. 13	78	Cincinnati(H)	70
Jan. 17	81	Stetson(H)	67
Jan. 20	66	Jacksonville(A)	70
Jan. 25	47	Samford(A)	34
Jan. 27	78	Southern Illinois(H)	73
Jan. 29	95	South Florida(H)	53

Feb. 1	82	Virginia Tech(A)	91
Feb. 3	80	Seton Hall(N)	61
Feb. 10	62	Cincinnati(A)	89
Feb. 14	83	Jacksonville(H)	74
Feb. 17	79	North Carolina(N)	91
Feb. 23	86	South Alabama(H)	69
Feb. 26	59	Marshall(H)	71
Mar. 3	112	Mercer(H)	94
*at Louisville, Kentucky			
#Marshall Invitational at Huntington, West Virginia			
@Dayton Invitational at Dayton, Ohio			
%All College Tournament at Oklahoma City, Oklahoma			
+at New York, New York			

1973-74 - Won 18, Lost 8 (.692)

Nov. 30	92	Hofstra(H)	63
Dec. 3	109	Biscayne College(H)	71
Dec. 7	65	Clemson(N)	58
Dec. 8	60	Pittsburgh(N)	82
Dec. 10	93	Eastern Kentucky(A)	60
Dec. 15	78	Louisville(A)	90
Dec. 18	88	Memphis State(H)	80
Dec. 21	107	Western Kentucky(N)	87
Dec. 22	66	Wake Forest(N)	48
Dec. 27	92	Indiana State(N)	93
Dec. 28	84	Wisconsin-Milwaukee(N)	82
Jan. 4	99	Texas A&M(N)	79
Jan. 5	74	Houston(N)	79
Jan. 10	85	Virginia Tech(H)	80
Jan. 14	92	Georgia Southern(N)	89
Jan. 19	94	South Florida(A)	(OT) 95
Jan. 21	73	Southern Illinois(A)	77
Jan. 24	78	Jacksonville(H)	74
Feb. 1	90	New Mexico(H)	71
Feb. 6	91	Canisius(H)	74
Feb. 9	118	South Florida(H)	84
Feb. 13	89	Jacksonville(A)	113
Feb. 16	85	North Carolina(N)	104
Feb. 23	105	South Alabama(H)	63
Feb. 26	86	Fairleigh Dickinson(H)	58
Mar. 4	96	South Alabama(A)	91
*Steel Bowl Tournament at Pittsburgh, Pennsylvania			
#Big Sun Classic at St. Petersburg, Florida			
@Mercer Invitational at Macon, Georgia			
%Bluebonnet Classic at Houston, Texas			
\$at Savannah, Georgia			
+at Greensboro, North Carolina			

1974-75 - Won 18, Lost 8 (.692)

Nov. 30	81	Valdosta State(H)	74
Dec. 3	72	Illinois State(H)	70
Dec. 7	90	Marshall(H)	63
Dec. 9	69	Memphis State(A)	70
Dec. 14	75	Louisville(H)	84
Dec. 18	96	Cal State-Bakersfield(H)	66
Dec. 21	67	Ohio University(H)	80
Dec. 26	69	Purdue(N)	66
Dec. 27	61	Louisville(A)	79
Jan. 4	107	Eastern Kentucky(H)	75
Jan. 7	104	Wisconsin-Milwaukee(H)	82
Jan. 11	88	Biscayne College(H)	59
Jan. 15	71	South Florida(A)	77
Jan. 18	107	Hofstra(H)	71
Jan. 20	95	Biscayne College(A)	85
Jan. 25	75	Canisius(A)	81
Jan. 27	78	New Mexico(A)	(OT) 84
Feb. 1	111	Chattanooga(H)	70
Feb. 6	63	Jacksonville(H)	55
Feb. 9	101	Georgia Southern(N)	71
Feb. 13	81	Georgia State(H)	72
Feb. 19	71	Jacksonville(A)	76
Feb. 22	104	Georgia Southern(H)	71
Feb. 24	91	Mercer(H)	68
Feb. 28	77	South Florida(H)	64
Mar. 5	54	Stetson(A)	63
*Holiday Classic at Louisville, Kentucky			
#at Savannah, Georgia			

1975-76 - Won 21, Lost 6 (.778)

Dec. 2	90	Rollins(H)	47
Dec. 6	65	Eastern Kentucky(A)	59
Dec. 8	59	Indiana(A)	83
Dec. 11	81	Stetson(H)	71
Dec. 13	109	Palm Beach Atlantic(H)	52
Dec. 19	78	South Florida(N)	51
Dec. 20	72	Alabama(N)	76
Dec. 26	54	Washington(N)	69
Dec. 27	75	Oregon State(N)	78
Dec. 28	84	Colorado State(N)	54
Jan. 8	88	Western Kentucky(H)	80
Jan. 10	77	Jacksonville(A)	57
Jan. 14	107	Baptist College(H)	54
Jan. 17	100	Memphis State(H)	79
Jan. 20	76	South Florida(A)	72
Jan. 24	110	SW Louisiana(H)	70
Jan. 31	66	Georgia State(A)	58

Feb. 2	80	Illinois State(A)	(OT) 82
Feb. 7	88	South Florida(H)	82
Feb. 12	109	Illinois State(H)	81
Feb. 14	85	Madison(A)	65
Feb. 18	74	Jacksonville(H)	65
Feb. 21	92	Georgia State(H)	70
Feb. 24	106	Valdosta State(H)	61
Feb. 28	90	Mercer(H)	76
Mar. 4	68	SW Louisiana(A)	65
Mar. 6	81	Dayton(A)	95

1976-77 - Won 16, Lost 11 (.593)


Nov. 26	70	Boledo(N)	66
Nov. 27	92	Clemson(N)	108
Nov. 30	109	Missouri Western(H)	90
Dec. 4	97	Austin Peay(H)	86
Dec. 11	63	Missouri(A)	65
Dec. 17	94	Santa Clara(N)	80
Dec. 18	87	San Francisco(N)	93
Dec. 29	71	Army(N)	72
Dec. 30	76	Vermont(N)	67
Jan. 3	75	Louisville(A)	78
Jan. 5	93	Western Kentucky(A)	73
Jan. 8	83	Troy State(H)	69
Jan. 12	69	Madison(H)	66
Jan. 15	75	Memphis State(A)	81
Jan. 20	97	South Florida(A)	74
Jan. 22	115	South Alabama(H)	86
Jan. 26	70	Jacksonville(H)	77
Jan. 29	65	UNC-Charlotte(H)	76
Jan. 31	66	Mercer(A)	(OT) 65
Feb. 5	139	Baptist College(H)	72
Feb. 7	57	Kentucky(A)	97
Feb. 12	87	Stetson(A)	(OT) 80
Feb. 18	76	Dayton(N)	71
Feb. 23	64	Jacksonville(H)	70
Feb. 26	103	South Florida(H)	72
Mar. 1	81	Oral Roberts(H)	87
Mar. 3	67	Georgia Tech(N)	72
*ITWY Tournament at Clemson, South Carolina			
†Cable Car Classic at San Francisco, California			
#Vermont Classic at Burlington, Vermont			
\$at St. Petersburg, Florida			
@Metro Tournament at Memphis, Tennessee			

1977-78 - Won 23, Lost 6 (.793)

Nov. 28	83	Rollins(H)	50
Dec. 1	110	Troy State(H)	82
Dec. 5	90	St. Leo(H)	49
Dec. 9	76	South Florida(N)	67
Dec. 10	94	Seton Hall(N)	63
Dec. 16	100	Texas A&M(N)	77
Dec. 17	82	Navy(N)	54
Dec. 21	97	Missouri(H)	65
Dec. 27	75	Cincinnati(A)	77
Dec. 30	71	Tulane(N)	56
Dec. 31	74	Minnesota(N)	88
Jan. 7	87	Tulane(A)	88
Jan. 11	85	Fairleigh Dickinson(H)	43
Jan. 14	103	Tulane(H)	85
Jan. 17	76	Cincinnati(H)	66
Jan. 22	70	Louisville(A)	66
Jan. 26	88	St. Louis(H)	75
Feb. 2	56	South Alabama(H)	58
Feb. 4	72	St. Louis(A)	68
Feb. 6	95	Memphis State(A)	89
Feb. 11	89	Memphis State(H)	82
Feb. 13	79	UNC-Charlotte(A)	88
Feb. 17	81	Louisville(H)	70
Feb. 21	78	Georgia Tech(H)	72
Feb. 25	85	Georgia Tech(A)	82
Feb. 27	80	Oral Roberts(A)	69
Mar. 2	71	Georgia Tech(N)	76
Mar. 4	93	Louisville(N)	94
Mar. 11	76	Kentucky(N)	85
*Big Sun Tournament at St. Petersburg, Florida			
†Birmingham Classic at Birmingham, Alabama			
#Pillsbury Classic at Minneapolis, Minnesota			
%Metro Tournament at Cincinnati, Ohio			
^NCAA Tournament at Knoxville, Tennessee			

1978-79 - Won 19, Lost 10 (.655)

Nov. 27	116	Eckerd(H)	71
Nov. 30	70	Western Kentucky(H)	59
Dec. 4	71	Auburn(A)	70
Dec. 9	68	Florida(N)	61
Dec. 18	106	Florida Southern(H)	75
Dec. 22	80	Dayton(N)	97
Dec. 23	57	Penn State(N)	64
Dec. 30	85	Alabama Birmingham(A)	66
Jan. 3	68	Jacksonville(H)	71
Jan. 5	96	Georgia Southern(N)	83
Jan. 6	76	Old Dominion(N)	80
Jan. 10	60	Tulane(A)	74
Jan. 12	61	St. Louis(A)	59
Jan. 18	93	Memphis State(A)	86
Jan. 20	65	Louisville(H)	67



Tat Hunter played in two NCAA Tournaments and one NIT during his career as a Seminole.

Florida State in the Associated Press Poll

1969-70

Jan. 27.....	18th
Feb. 3.....	12th
Feb. 10.....	9th
Feb. 17.....	8th
Feb. 24.....	10th
Mar. 3.....	11th
Mar. 10.....	11th

1970-71

Dec. 15.....	17th
--------------	------

1971-72

Dec. 7.....	18th
Dec. 14.....	9th
Dec. 21.....	14th
Jan. 4.....	20th
Jan. 11.....	12th
Jan. 18.....	11th
Jan. 25.....	10th
Feb. 1.....	12th
Feb. 8.....	14th
Feb. 15.....	14th

Feb. 22.....	11th
Feb. 29.....	10th
Mar. 7.....	14th
Mar. 14.....	10th

1972-73

Preseason.....	2nd
Dec. 5.....	2nd
Dec. 12.....	2nd
Dec. 19.....	7th
Dec. 26.....	12th
Jan. 2.....	19th
Jan. 9.....	18th
Jan. 16.....	19th

1975-76

Mar. 2.....	18th
-------------	------

1977-78

Dec. 27.....	18th
Jan. 24.....	17th
Jan. 31.....	15th
Feb. 7.....	16th

Feb. 14.....	14th
Feb. 21.....	12th
Feb. 28.....	11th
Mar. 6.....	13th
Mar. 13.....	15th

1988-89

Preseason.....	16th
Nov. 22.....	17th
Nov. 29.....	14th
Dec. 6.....	13th
Dec. 13.....	12th
Dec. 20.....	11th
Dec. 27.....	10th
Jan. 3.....	15th
Jan. 10.....	14th
Jan. 17.....	14th
Jan. 24.....	11th
Jan. 31.....	8th
Feb. 7.....	12th
Feb. 14.....	7th
Feb. 21.....	12th
Feb. 28.....	16th
Mar. 7.....	14th
Mar. 14.....	16th

1991-92

Jan. 27.....	23rd
Feb. 3.....	23rd
Feb. 10.....	23rd
Feb. 17.....	16th
Feb. 24.....	22nd
Mar. 2.....	19th

Mar. 9.....	18th
Mar. 16.....	20th

1992-93


Preseason.....	9th
Nov. 23.....	7th
Nov. 30.....	11th
Dec. 7.....	10th
Dec. 14.....	10th
Dec. 21.....	18th
Dec. 28.....	18th
Jan. 4.....	23rd
Jan. 25.....	19th
Feb. 1.....	12th
Feb. 8.....	10th
Feb. 15.....	9th
Feb. 22.....	6th
Mar. 1.....	11th
Mar. 8.....	10th
Mar. 15.....	11th

1993-94

Preseason.....	25th
----------------	------

1997-98

Dec. 1.....	19th
Dec. 8.....	16th
Dec. 15.....	17th
Dec. 22.....	17th
Dec. 29.....	15th
Jan. 5.....	13th
Jan. 11.....	17th
Jan. 18.....	20th



Sam Cassell led Florida State into the national rankings in both the 1992 and 1993 seasons.

NUMBER OF POLLS RANKED IN: 91

HIGHEST RANKING: 2nd (three times during the 1972-73 season)

NUMBER OF POLLS IN THE TOP 10: 22

MOST CONSECUTIVE WEEKS RANKED:

Ranking	Weeks	Years
1.....	19.....	1971-72 through 1972-73
2.....	18.....	1988-89
3.....	8.....	1997-98
3.....	8.....	1992-93 (two times)
3.....	8.....	1991-92
3.....	8.....	1977-78
8.....	7.....	1969-70

All-Time Games vs. Opponents in the AP Poll

1957-58

Date	Ranking	Opponent	Site	W/L	Score
Dec. 17, 1958	No. 13	Auburn	Auburn, AL	L	74-95
Dec. 29, 1958	No. 8	Auburn	Tallahassee, FL	L	62-69
Jan. 13, 1958	No. 18	Memphis State	Memphis, TN	L	56-59
Jan. 30, 1958	No. 1	West Virginia	Morgantown, WV	L	51-103

1958-59

Date	Ranking	Opponent	Site	W/L	Score
Dec. 1, 1958	No. 2	Kentucky	Lexington, KY	L	68-91
Jan. 31, 1959	No. 14	Oklahoma City	Oklahoma City, OK	L	75-103
Feb. 16, 1959	No. 14	Oklahoma City	Tallahassee, FL	L	84-98

1959-60

Date	Ranking	Opponent	Site	W/L	Score
Dec. 10, 1960	No. 11	Auburn	Auburn, AL	W	57-74
Jan. 16, 1960	No. 15	Miami	Tallahassee, FL	L	91-93
Feb. 27, 1960	No. 9	Miami	Miami, FL	L	89-107

1960-61

Date	Ranking	Opponent	Site	W/L	Score
Dec. 3, 1960	No. 20	Kentucky	Lexington, KY	W	63-58

1961-62

Date	Ranking	Opponent	Site	W/L	Score
Dec. 2, 1961	No. 1	Ohio State	Columbus, OH	L	57-72

1966-67

Date	Ranking	Opponent	Site	W/L	Score
Dec. 20, 1966	No. 3	North Carolina	Chapel Hill, NC	L	54-81

1967-68

Date	Ranking	Opponent	Site	W/L	Score
Feb. 1, 1968	No. 3	North Carolina	Chapel Hill, NC	L	80-86

1968-69

Date	Ranking	Opponent	Site	W/L	Score
Dec. 27, 1968	No. 16	Ohio State	Tallahassee, FL	L	86-93
Jan. 28, 1969	No. 19	South Carolina	Tallahassee, FL	W	87-76
Feb. 8, 1969	No. 2	North Carolina	Chapel Hill, NC	L	82-100
Feb. 15, 1969	No. 17	Dayton	Tallahassee, FL	W	79-71

1969-70

Date	Ranking	Opponent	Site	W/L	Score
Dec. 13, 1969	No. 5	North Carolina	Chapel Hill, NC	L	75-86
Dec. 22, 1969	No. 14	Louisville	Tallahassee, FL	W	70-69
Jan. 3, 1970	No. 19	Southern Cal	Los Angeles, CA	L	68-71
Jan. 27, 1970	No. 6	Jacksonville	Jacksonville, FL	W	89-83
Feb. 18, 1970	No. 6	Jacksonville	Tallahassee, FL	L	81-85

1970-71

Date	Ranking	Opponent	Site	W/L	Score
Dec. 8, 1970	No. 3	Jacksonville	Jacksonville, FL	L	108-114
Dec. 18, 1970	No. 8	Southern Cal	El Paso, TX	L	85-94
Jan. 27, 1971	No. 6	Jacksonville	Tallahassee, FL	L	65-83
Feb. 15, 1971	No. 6	Jacksonville	Jacksonville, FL	L	79-90
Feb. 22, 1971	No. 8	North Carolina	Chapel Hill, NC	L	61-70

1971-72

Date	Ranking	Opponent	Site	W/L	Score
Dec. 7, 1971	No. 8	Jacksonville	Tallahassee, FL	W	90-83
Jan. 28, 1972	No. 13	Brigham Young	Oklahoma City, OK	L	77-80
Mar. 16, 1972	No. 11	Minnesota	Dayton, OH	W	70-56
Mar. 18, 1972	No. 18	Kentucky	Dayton, OH	W	73-54
Mar. 24, 1972	No. 2	North Carolina	Los Angeles, CA	W	79-75
Mar. 26, 1972	No. 1	UCLA	Los Angeles, CA	L	76-81

1972-73

Date	Ranking	Opponent	Site	W/L	Score
Jan. 20, 1973	No. 15	Jacksonville	Tallahassee, FL	L	66-70
Feb. 14, 1973	No. 13	Jacksonville	Jacksonville, FL	W	83-74
Feb. 17, 1973	No. 6	North Carolina	New York, NY	L	79-91

1973-74

Date	Ranking	Opponent	Site	W/L	Score
Dec. 15, 1973	No. 9	Louisville	Louisville, KY	L	78-90
Dec. 18, 1973	No. 19	Memphis State	Tallahassee, FL	W	88-80
Feb. 1, 1974	No. 17	New Mexico	Tallahassee, FL	W	90-71
Feb. 16, 1974	No. 4	North Carolina	Greensboro, NC	L	85-104

1974-75

Date	Ranking	Opponent	Site	W/L	Score
Dec. 9, 1974	No. 16	Memphis State	Memphis, TN	L	69-70
Dec. 14, 1974	No. 4	Louisville	Tallahassee, FL	L	75-84
Dec. 26, 1974	No. 15	Purdue	Louisville, KY	W	69-66
Dec. 27, 1974	No. 4	Louisville	Louisville, KY	L	61-79

1975-76

Date	Ranking	Opponent	Site	W/L	Score
Dec. 8, 1975	No. 1	Indiana	Bloomington, IN	L	59-83
Dec. 20, 1975	No. 8	Alabama	St. Petersburg, FL	L	72-76
Dec. 26, 1975	No. 13	Washington	Portland, OR	L	54-69

1976-77

Date	Ranking	Opponent	Site	W/L	Score
Dec. 18, 1976	No. 5	San Francisco	San Francisco, CA	L	87-93
Jan. 3, 1977	No. 14	Louisville	Louisville, KY	L	75-78
Jan. 15, 1977	No. 18	Memphis State	Memphis, TN	L	75-81
Feb. 3, 1977	No. 3	Kentucky	Lexington, KY	L	57-97

1977-78

Date	Ranking	Opponent	Site	W/L	Score
Dec. 27, 1977	No. 11	Cincinnati	Cincinnati, OH	L	75-77
Jan. 22, 1978	No. 9	Louisville	Louisville, KY	W	70-60
Feb. 17, 1978	No. 9	Louisville	Tallahassee, FL	W	81-70
Mar. 4, 1978	No. 20	Louisville	Cincinnati, OH	L	93-94
Mar. 11, 1978	No. 1	Kentucky	Lexington, KY	L	76-85

1978-79

Date	Ranking	Opponent	Site	W/L	Score
Jan. 20, 1979	No. 7	Louisville	Tallahassee, FL	L	65-67
Feb. 1, 1979	No. 6	Louisville	Louisville, KY	L	71-84

1979-80

Date	Ranking	Opponent	Site	W/L	Score
Jan. 27, 1980	No. 7	Louisville	Louisville, KY	L	73-79
Feb. 24, 1980	No. 2	Louisville	Tallahassee, FL	L	75-83
Mar. 1, 1980	No. 4	Louisville	Louisville, KY	L	72-81
Mar. 9, 1980	No. 4	Kentucky	Lexington, KY	L	78-97

1981-82

Date	Ranking	Opponent	Site	W/L	Score
Jan. 4, 1982	No. 14	Louisville	Louisville, KY	L	57-79

1982-83

Date	Ranking	Opponent	Site	W/L	Score
Dec. 30, 1982	No. 19	Tulsa	San Diego, CA	W	96-80
Jan. 8, 1983	No. 13	Louisville	Tallahassee, FL	L	69-96
Feb. 7, 1983	No. 12	Louisville	Louisville, KY	L	63-89
Feb. 26, 1983	No. 14	Memphis State	Tallahassee, FL	W	74-72
Mar. 3, 1983	No. 17	Memphis State	Memphis, TN	L	67-94
Mar. 11, 1983	No. 17	Memphis State	Cincinnati, OH	L	74-84

1983-84

Date	Ranking	Opponent	Site	W/L	Score
Jan. 25, 1984	No. 14	Louisville	Louisville, KY	L	71-95
Feb. 4, 1984	No. 17	Louisville	Tallahassee, FL	W	75-90
Feb. 11, 1984	No. 9	Memphis State	Tallahassee, FL	L	69-73
Feb. 15, 1984	No. 8	Memphis State	Memphis, TN	L	67-75
Mar. 9, 1984	No. 17	Memphis State	Memphis, TN	L	63-65

1984-85

Date	Ranking	Opponent	Site	W/L	Score
Jan. 5, 1985	No. 9	North Carolina	Miami, FL	L	69-78
Jan. 23, 1985	No. 9	Memphis State	Tallahassee, FL	L	69-74
Feb. 16, 1985	No. 4	Memphis State	Memphis, TN	L	68-70
Mar. 9, 1985	No. 4	Memphis State	Louisville, TN	L	86-90

1985-86

Date	Ranking	Opponent	Site	W/L	Score
Dec. 31, 1985	No. 1	North Carolina	Chapel Hill, NC	L	64-109
Jan. 15, 1986	No. 18	Louisville	Tallahassee, FL	L	64-85
Jan. 25, 1986	No. 25	Virginia Tech	Blacksburg, VA	L	73-86
Feb. 10, 1986	No. 3	Memphis State	Memphis, TN	L	73-99
Feb. 19, 1986	No. 10	Louisville	Louisville, KY	L	67-89
Feb. 22, 1986	No. 4	Memphis State	Tallahassee, FL	W	82-80
Feb. 24, 1986	No. 24	Virginia Tech	Tallahassee, FL	L	84-92
Mar. 8, 1986	No. 10	Memphis State	Louisville, KY	L	71-73

All-Time Games vs. Opponents in the AP Poll

1986-87

Date	Ranking	Opponent	Site	W/L	Score
Dec. 6, 1986	No. 8	Alabama	Tallahassee, FL	W	72-71
Dec. 13, 1986	No. 9	Oklahoma	Norman, OK	L	92-109

1987-88

Date	Ranking	Opponent	Site	W/L	Score
Dec. 10, 1987	No. 16	Oklahoma	Tallahassee, FL	L	87-89
Dec. 12, 1987	No. 12	Florida	Gainesville, FL	L	48-71
Dec. 28, 1987	No. 3	Pittsburgh	Orlando, FL	L	71-72
Mar. 18, 1988	No. 17	Iowa	Los Angeles, CA	L	98-102

1988-89

Date	Ranking	Opponent	Site	W/L	Score
Dec. 3, 1988	No. 19	Florida	Tallahassee, FL	W	104-86
Dec. 19, 1988	No. 17	Villanova	Orlando, FL	L	67-68
Jan. 15, 1989	No. 17	Tennessee	Tallahassee, FL	W	101-90
Feb. 6, 1989	No. 7	Louisville	Louisville, KY	W	81-78
Feb. 16, 1989	No. 10	Louisville	Tallahassee, FL	L	(OT) 77-78
Feb. 23, 1989	No. 14	LaSalle	Philadelphia, PA	L	100-101
Mar. 12, 1989	No. 16	Louisville	Columbia, SC	L	80-87

1989-90

Date	Ranking	Opponent	Site	W/L	Score
Dec. 1, 1989	No. 24	Florida	Tallahassee, FL	L	69-82
Dec. 27, 1989	No. 19	NC State	New York, NY	L	72-90
Jan. 14, 1990	No. 11	Louisville	Tallahassee, FL	L	66-73
Feb. 3, 1990	No. 7	Syracuse	Orlando, FL	L	69-90
Feb. 6, 1990	No. 15	Louisville	Louisville, KY	L	50-69

1990-91

Date	Ranking	Opponent	Site	W/L	Score
Dec. 22, 1990	No. 1	UNLV	Las Vegas, NV	L	69-101
Jan. 19, 1991	No. 22	South Carolina	Columbia, SC	W	81-80
Jan. 21, 1991	No. 2	Arkansas	Tallahassee, FL	L	92-109
Feb. 18, 1991	No. 7	Syracuse	Syracuse, NY	L	79-88
Mar. 16, 1991	No. 3	Indiana	Louisville, KY	L	60-82

1991-92

Date	Ranking	Opponent	Site	W/L	Score
Dec. 15, 1991	No. 5	North Carolina	Chapel Hill, NC	W	86-74
Jan. 6, 1992	No. 1	Duke	Durham, NC	L	70-86
Jan. 11, 1992	No. 19	Wake Forest	Winston-Salem, NC	W	88-85
Jan. 23, 1992	No. 18	Georgia Tech	Atlanta, GA	W	83-79
Jan. 30, 1992	No. 1	Duke	Tallahassee, FL	L	62-75
Feb. 27, 1992	No. 10	North Carolina	Tallahassee, FL	W	110-96
Mar. 14, 1992	No. 20	North Carolina	Charlotte, NC	L	76-80
Mar. 26, 1992	No. 4	Indiana	Albuquerque, NM	L	74-85

1992-93

Date	Ranking	Opponent	Site	W/L	Score
Nov. 20, 1992	No. 19	Iowa State	Tallahassee, FL	W	109-86
Nov. 25, 1992	No. 4	Indiana	New York, NY	L	(OT) 78-81
Nov. 27, 1992	No. 21	UCLA	New York, NY	L	83-86
Dec. 2, 1992	No. 19	Massachusetts	Tallahassee, FL	W	67-64
Jan. 6, 1993	No. 25	Virginia	Charlottesville, VA	L	76-80
Jan. 24, 1993	No. 6	Duke	Tallahassee, FL	W	(OT) 89-88
Jan. 27, 1993	No. 3	North Carolina	Chapel Hill, NC	L	77-82
Jan. 31, 1993	No. 18	Georgia Tech	Tallahassee, FL	W	96-77
Feb. 8, 1993	No. 24	Virginia	Tallahassee, FL	W	99-84
Feb. 10, 1993	No. 9	Wake Forest	Tallahassee, FL	W	111-94
Feb. 24, 1993	No. 9	Duke	Durham, NC	L	75-88
Feb. 27, 1993	No. 3	North Carolina	Tallahassee, FL	L	76-86
Mar. 25, 1993	No. 25	Western Kentucky	Charlotte, NC	W	(OT) 81-78
Mar. 27, 1993	No. 2	Kentucky	Charlotte, NC	L	81-106

1993-94

Date	Ranking	Opponent	Site	W/L	Score
Jan. 22, 1994	No. 5	Duke	Durham, NC	L	79-106
Jan. 26, 1994	No. 4	North Carolina	Tallahassee, FL	L	77-90
Jan. 29, 1994	No. 21	Georgia Tech	Atlanta, GA	W	74-73
Feb. 3, 1994	No. 11	Massachusetts	Amherst, MA	L	58-62
Feb. 21, 1994	No. 16	Florida	Gainesville, FL	L	61-72
Feb. 23, 1994	No. 2	Duke	Tallahassee, FL	L	72-84
Feb. 26, 1994	No. 4	North Carolina	Chapel Hill, NC	L	75-78
Mar. 11, 1994	No. 11	North Carolina	Charlotte, NC	L	69-83

1994-95

Date	Ranking	Opponent	Site	W/L	Score
Dec. 6, 1994	No. 8	Arizona	Tucson, AZ	L	78-96
Dec. 17, 1994	No. 8	Florida	Orlando, FL	L	(2OT) 65-71
Jan. 7, 1995	No. 18	Wake Forest	Winston-Salem, NC	L	64-72
Jan. 10, 1995	No. 9	Maryland	Tallahassee, FL	L	57-70
Jan. 25, 1995	No. 3	North Carolina	Chapel Hill, NC	L	70-100
Jan. 29, 1995	No. 21	Georgia Tech	Tallahassee, FL	L	67-80
Feb. 4, 1995	No. 15	Virginia	Charlottesville, VA	L	(OT) 63-76
Feb. 8, 1995	No. 11	Wake Forest	Tallahassee, FL	W	69-67
Feb. 11, 1995	No. 8	Maryland	College Park, MD	L	65-80
Feb. 25, 1995	No. 3	North Carolina	Tallahassee, FL	L	78-80
Mar. 10, 1995	No. 10	Maryland	Charlotte, NC	L	64-71

1995-96

Date	Ranking	Opponent	Site	W/L	Score
Dec. 12, 1995	No. 8	Connecticut	Tallahassee, FL	L	61-79
Jan. 6, 1996	No. 12	Wake Forest	Tallahassee, FL	L	73-75
Jan. 17, 1996	No. 19	Clemson	Tallahassee, FL	W	75-62
Jan. 24, 1996	No. 11	North Carolina	Tallahassee, FL	L	71-82
Feb. 7, 1996	No. 9	Wake Forest	Winston-Salem, NC	L	67-81
Feb. 24, 1996	No. 17	North Carolina	Chapel Hill, NC	W	84-80
Feb. 28, 1996	No. 18	Georgia Tech	Tallahassee, FL	L	68-83

1996-97

Date	Ranking	Opponent	Site	W/L	Score
Dec. 5, 1996	No. 10	Duke	Durham, NC	L	(OT) 66-72
Jan. 11, 1997	No. 5	Clemson	Tallahassee, FL	L	70-76
Jan. 22, 1997	No. 19	North Carolina	Tallahassee, FL	W	84-71
Jan. 25, 1997	No. 4	Wake Forest	Winston-Salem, NC	L	58-61
Jan. 29, 1997	No. 5	Maryland	Tallahassee, FL	W	74-70
Feb. 6, 1997	No. 20	North Carolina	Chapel Hill, NC	L	62-90
Feb. 13, 1997	No. 10	Maryland	College Park, MD	L	57-73
Feb. 15, 1997	No. 6	Duke	Tallahassee, FL	L	79-89
Feb. 23, 1997	No. 8	Clemson	Clemson, SC	W	67-65
Mar. 1, 1997	No. 5	Wake Forest	Tallahassee	W	59-55
Mar. 7, 1997	No. 8	Wake Forest	Greensboro, NC	L	65-66

1997-98

Date	Ranking	Opponent	Site	W/L	Score
Nov. 26, 1997	No. 11	Connecticut	New York, NY	W	67-60
Nov. 28, 1997	No. 2	Kansas	New York, NY	L	58-73
Dec. 1, 1997	No. 1	North Carolina	Tallahassee, FL	L	73-81
Dec. 23, 1997	No. 5	Arizona	Tallahassee, FL	W	84-79
Jan. 10, 1998	No. 2	Duke	Tallahassee, FL	L	63-75
Jan. 24, 1998	No. 2	North Carolina	Chapel Hill, NC	L	55-103
Feb. 7, 1998	No. 25	Maryland	Tallahassee, FL	L	62-68
Feb. 10, 1998	No. 2	Duke	Durham, NC	L	72-86
Mar. 13, 1998	No. 15	Texas Christian	Oklahoma City, OK	W	96-87

1998-99

Date	Ranking	Opponent	Site	W/L	Score
Jan. 6, 1999	No. 11	North Carolina	Tallahassee, FL	L	54-72
Jan. 12, 1999	No. 25	Clemson	Tallahassee, FL	W	70-64
Jan. 16, 1999	No. 2	Duke	Durham, NC	L	73-98
Jan. 27, 1999	No. 4	Maryland	College Park, MD	L	87-107
Feb. 7, 1999	No. 12	North Carolina	Chapel Hill, NC	L	64-88
Feb. 17, 1999	No. 1	Duke	Tallahassee, FL	L	59-85
Feb. 27, 1999	No. 5	Maryland	Tallahassee, FL	L	75-84
Mar. 5, 1999	No. 5	Maryland	Charlotte, NC	L	69-93

1999-00

Date	Ranking	Opponent	Site	W/L	Score
Nov. 10, 1999	No. 7	Florida	Gainesville, FL	L	61-96
Nov. 29, 1999	No. 11	Temple	Tallahassee, FL	L	58-69
Dec. 5, 1999	No. 7	Auburn	Auburn, AL	L	54-55
Jan. 16, 2000	No. 6	Duke	Tallahassee, FL	L	54-85
Jan. 22, 2000	No. 21	North Carolina	Chapel Hill, NC	W	76-71
Jan. 29, 2000	No. 22	Maryland	Tallahassee, FL	L	63-82
Feb. 16, 2000	No. 3	Duke	Durham, NC	L	68-101
Mar. 1, 2000	No. 17	Maryland	College Park, MD	L	70-85
Mar. 10, 2000	No. 20	Maryland	Charlotte, NC	L	61-82

Coaching History



Don Loucks
5-13
(1947-48)

Don Loucks, one of the most respected members of the Florida State athletic family, was the first coach of men's intercollegiate basketball at FSU. He guided the team to a 5-13 record during the 1947-48 season.

Loucks would go on to become a member of FSU's Hall of Fame after six decades with the University. The tennis courts at FSU are named in honor of Don Loucks.

Year	W	L	Pct.
1947-48	5	13	.277



J.K. Kennedy
237-208
(1948-66)

J.K. Kennedy was better known as "Bud" during his 18 years as head coach of the Florida State program. A warm and compassionate man, Kennedy led the Seminoles from a limited program to major college status. He compiled a record of 237-208 from 1948-49 to 1965-66. His finest single season came in 1954-55 when he coached the Tribe, led by future Hall of Famers Jimmy Oler, and Ham Wernke, to a 22-4 record.

Year	W	L	Pct.	
1948-49	J. K. "Bud" Kennedy	12	12	.500
1949-50	J. K. "Bud" Kennedy	15	10	.600
1950-51	J. K. "Bud" Kennedy	18	9	.667
1951-52	J. K. "Bud" Kennedy	5	20	.200
1952-53	J. K. "Bud" Kennedy	11	11	.500
1953-54	J. K. "Bud" Kennedy	13	7	.619
1954-55	J. K. "Bud" Kennedy	22	4	.846
1955-56	J. K. "Bud" Kennedy	16	9	.640
1956-57	J. K. "Bud" Kennedy	9	17	.346
1957-58	J. K. "Bud" Kennedy	9	16	.360
1958-59	J. K. "Bud" Kennedy	8	15	.347
1959-60	J. K. "Bud" Kennedy	10	15	.400
1960-61	J. K. "Bud" Kennedy	14	10	.583
1961-62	J. K. "Bud" Kennedy	15	8	.651
1962-63	J. K. "Bud" Kennedy	15	10	.600
1963-64	J. K. "Bud" Kennedy	11	14	.444
1964-65	J. K. "Bud" Kennedy	16	10	.620
1965-66	J. K. "Bud" Kennedy	15	11	.577
Total	237	208	.532	



Hugh Durham
230-95
(1967-78)

Hugh Durham's tenure at Florida State included four 20-win seasons and saw the program play for the national championship in 1972. Durham led the Seminoles to a 230-95 record and his .708 winning percentage was among the nation's best. He took FSU to three NCAA Tournaments.

Durham also made an impact with the Florida State program as a player in the late 1950s. From 1956-59 he scored 1,381 points, an average of 18.9 per game. His name is still prominent in many FSU records lists.

Year	W	L	Pct.	
1966-67	Hugh Durham	11	15	.428
1967-68	Hugh Durham	19	8	.704
1968-69	Hugh Durham	18	8	.692
1969-70	Hugh Durham	23	3	.885
1970-71	Hugh Durham	17	9	.654
1971-72	Hugh Durham	27	6	.818
1972-73	Hugh Durham	18	8	.692
1973-74	Hugh Durham	18	8	.692
1974-75	Hugh Durham	18	8	.692
1975-76	Hugh Durham	22	5	.814
1976-77	Hugh Durham	16	11	.593
1977-78	Hugh Durham	23	6	.793
Total	230	95	.708	



Joe Williams
129-105
(1978-86)

Joe Williams took over as head coach of the Seminoles in 1978 after very successful stops at Jacksonville (1964-70) and Furman (1970-78). He led the FSU program for eight seasons and won 129 games while losing 105. He took Florida State to the NCAA Tournament in 1979-80 (1-1) and to the National Invitational Tournament in 1983-84 (1-1). The Seminoles had two 20-win seasons under his leadership.

Year	W	L	Pct.	
1978-79	Joe Williams	19	10	.655
1979-80	Joe Williams	22	9	.709
1980-81	Joe Williams	17	11	.607
1981-82	Joe Williams	11	17	.392

Year	W	L	Pct.	
1982-83	Joe Williams	14	14	.500
1983-84	Joe Williams	20	11	.645
1984-85	Joe Williams	14	16	.467
1985-86	Joe Williams	12	17	.414
Total	129	105	.551	



Pat Kennedy
202-131
(1986-1997)

Pat Kennedy is credited with leading the Florida State program back to national prominence. Kennedy registered a Metro Conference regular season and tournament championship before the school joined the ACC in 1991-92.

Kennedy led the Seminoles to five NCAA Tournament berths and two NIT appearances in his 11 years. FSU advanced to the Final Eight of the 1993 NCAA Tournament, marking the second best season in FSU history.

Florida State went 202-131 under Kennedy, posting a .607 winning percentage in his 11 seasons. Kennedy set a record for road wins and total ACC wins by a first-year coach with six and 11 respectively, in 1991-92.

Year	W	L	Pct.	
1986-87	Pat Kennedy	19	11	.633
1987-88	Pat Kennedy	19	11	.633
1988-89	Pat Kennedy	22	8	.733
1989-90	Pat Kennedy	16	15	.516
1990-91	Pat Kennedy	21	11	.656
1991-92	Pat Kennedy	22	10	.687
1992-93	Pat Kennedy	25	10	.714
1993-94	Pat Kennedy	13	14	.481
1994-95	Pat Kennedy	12	15	.444
1995-96	Pat Kennedy	13	14	.481
1996-97	Pat Kennedy	20	12	.625
Total	202	131	.607	

Coaching History



Steve Robinson
43-48
(1997-present)

Steve Robinson was named the sixth head coach in Florida State basketball history on July 1, 1997 and he made an immediate impact on the Seminole program. Robinson's first season at FSU saw the Tribe return to national prominence. Florida State went 18-14, earned an at-large bid to the NCAA Tournament and advanced to the tourney's second round. The Seminoles also reappeared in the Associated Press Top 25 with a peak at No. 13, finished as Preseason National Invitational Tournament runners-up and defeated defending national champion Arizona.

Year	W	L	Pct.
1997-98 Steve Robinson	18	14	.563
1998-99 Steve Robinson	13	17	.433
1999-00 Steve Robinson	12	17	.444
Total	43	48	.473

Overall Florida State Coaching Record

Years	W	L	Pct.
53	846	600	.585

FSU ALL-TIME MEN'S BASKETBALL ASSISTANT COACHES

Baxter, Jim	1996-97
Benjamin, Lee	1953-57
Bolton, Bill	1970-74
Branscum, Cleve	1967-69
Carlson, Tom	1986-97
Cautero, Vince	1988-92
Clendinen, Bill	1966-70
Cotten, Russell	1985-86
Crawford, Coleman	1997-Present
Dewar, John	1963-64
Dotson, Bob	1978-80
Durham, Hugh	1959-66
Gay, Larry	1974-78
Giles, Stephen	2000-Present
Gilmore, Frank	1978-82
Hands, Lorenzo	1994-95

Hunt, Michael	1986-88
Jackson, Tony	1982-84
Joler, Jim	1956-59
Jones, John	1978-80
Juhlin, Tim	1998-00
Kelly, Lake	1963-64
Kennedy, Wally	1986-87
Lawson, Al	1971-74
Long, Mike	1953-59
McHone, Morris	1970-78
Marsh, Donnie	1995-97
Miles, Bobby	1984-85
Morgan, Rex	1980-86
Petriccione, Rich	1986-89
Platt, Jim	1997-00
Pons, Jackie	1982-86
Powers, Fred	1960-63
Powless, John	1959-60
Sodec, John	1976-78
Welsh, Tim	1986-88
Whitmer, Bob	1952-53
Wilkes, Rob	2000-Present
Williams, Steve	1980-86
Williamson, Kenny	1989-94
Wingate, Matt	1997-98
Zimroth, David	1986-96



Don Loucks
1947-48



J.K. "Bud" Kennedy
1948-66



Joe Williams
1978-86



Pat Kennedy
1986-97

Steve Robinson
1997-Present



Hugh Durham
1967-78

Basketball Letterman Club

(year indicates finish of season, i.e. 1996-97 is listed as 97)

A

Abraham, Ansley.....	1974
Adams, Arthur.....	1949
Aldridge, Archie.....	1974
Allen, Herbert.....	1976
Allen, Randy.....	1984, 85, 86, 87
Anderson, Damos.....	1999, 00
Anderson, David.....	2000
Anderson, Kris.....	1977, 78, 79, 81



Kris Anderson
1977-81

Arnold, Granville.....	1983, 84
Arnold, Rodney.....	1980, 81
Arrington, Delvon.....	1999, 00
Artmeyer, Richard.....	1954, 55
Ashworth, Rufus.....	1960, 61, 62

B

Baker, Terrell.....	1998, 99
Barrow, Tim.....	1968
Barber, Pee Wee.....	1986, 87
Barnes, Joey.....	1988, 89, 90
Benjamin, Lee.....	1949
Bate, Don.....	1958
Benson, Rick.....	1952, 53
Biggs, Donald.....	1966
Bloodworth, John.....	1966
Boltz, Daniel.....	1958, 59
Boyd, Aubry.....	1988, 89, 90, 91
Bozeman, James.....	1978, 79, 81
Brennan, John.....	1975
Brodie, Mark.....	1975
Brower, Geoff.....	1996, 97



Pee Wee Barber
1986-87

Brown, Murray.....	1977, 78, 79, 80
Brownyard, Dave.....	1973, 74
Bryant, Nick.....	1994
Bulser, Larry.....	1964
Burke, Dennis.....	1973, 74
Burst, Thomas.....	1953
Burt, John.....	1969, 70, 71
Bush, Ken.....	1969
Byrd, Carlton.....	1974, 75, 76, 77

C

Cable, Randy.....	1968, 69, 70
Calkin, Jim.....	1972
Campbell, Rick.....	1967
Carroll, Derrick.....	1993, 95
Carter, Tony.....	1985, 86, 87
Cassell, Sam.....	1992, 93
Casteel, Robert.....	1957, 58, 59, 60
Chassee, Richard.....	1974, 75
Chatman, Ed.....	1979
Chlebek, Matt.....	1998, 99, 00
Choice, Raleigh.....	1986, 87
Clyde, Benny.....	1973
Cole, Otis.....	1972, 73, 74
Collins, James.....	1994, 95, 96, 97
Collinsworth, Greg.....	1979, 80, 81
Coogler, Faurest.....	1961, 62, 63
Copeland, Chad.....	1990
Cotton, Bill.....	1961
Cowens, Dave.....	1968, 69, 70
Cox, Jerry.....	1978, 79, 80
Crawford, Adrian.....	1999
Cundy, Tom.....	1952, 53, 54, 55
Curry, Avery.....	1995, 96



Sam Cassell
1992-93

D

Danford, Richard.....	1966, 67, 68
Davis, Harry.....	1975, 76, 77, 78
Davis, Jack.....	1960, 61, 62
Davis, LaRae.....	1985, 87
Dawson, Tony.....	1988, 89
Deas, Devonaire.....	1997
Deckle, Burt.....	1958
DePathy, Bob.....	1968
Dillard, Mickey.....	1977, 78, 80, 81
Dixon, Antwan.....	1999, 00
Dixon, Nigel.....	2000
Dobard, Rodney.....	1990, 91, 92, 93
Donald, Ray.....	1992
Doyle, Kenneth.....	1967, 68
Durham, Hugh.....	1957, 58, 59



Mickey Dillard
1977-81

E

Eason, Michael.....	1966
Edney, Tim.....	1961
Edwards, Douglas.....	1991, 92, 93
Ek, Bob.....	1962, 63
Elitz, Vernell.....	1970, 71

F

Fairchild, Charles.....	1965
Farrar, Joe.....	1984, 85
Fedor, Dave.....	1960, 61, 62
Fischer, Louis.....	1950, 51, 52
Fitchett, Jerome.....	1985, 86, 87, 88
Forkey, Russell.....	1966
Fryer, Artie.....	1972



Jerome Fitchett
1985-88

G

Garcia, Thomas.....	1956, 57
Garrett, Rowland.....	1970, 71, 72
Gay, Larry.....	1971, 72, 73
Gies, Jan.....	1968, 69, 70
Gilmore, Oren.....	1981, 81
Gipson, Alton Lee.....	1984, 85
Giswold, Bill.....	1963
Glenn, Bill.....	1966, 67
Glover, Roy.....	1970
Gonzalez, Pete.....	1963, 64, 65
Gordon, Duane.....	1952, 53
Grabuloff, David.....	1994
Grady, Greg.....	1973, 74, 75, 76
Graham, Chuck.....	1990, 91, 92, 94
Greer, LaMarr.....	1995, 96, 97, 98
Gregory, Stu.....	1957
Gruhl, Stephen.....	1992
Guckenberger, Buzz.....	1955, 59



Chuck Graham
1990-94

H

Hale, Ron.....	1997, 98, 99, 00
Hands, Lorenzo.....	1989, 90, 91, 93
Harris, Eugene.....	1974, 75, 76, 77
Harris, Ron.....	1970, 71, 72

Harrison, John.....	1974, 75
Hartman, Bob.....	1951
Hilaman, Sheldon.....	1948
Hogan, Jeff.....	1967, 68, 69
Huge, Cal.....	1963
Hunter, Tat.....	1986, 87, 88, 89



Eugene Harris
1974-77

J

Jackson, Randell.....	1996, 97, 98
Jackson, Tony.....	1977, 78, 79, 80
Jacoby, Leroy.....	1956, 57, 58
Johnson, Brad.....	1988
Johnson, Michael.....	1982, 83, 84
Johnson, Otis.....	1973



Brad Johnson
1988

K

Karasek, Tony.....	1986, 87
Kerner, Jonathon.....	1993, 94
Kimrey, Lannie.....	1969
King, Ron.....	1971, 72, 73
Klay, Dale.....	1969, 70
Kuhl, Donnie.....	1977, 78, 79, 81
Kundid, Michael.....	1976

L

Lanigan, Robert.....	1947
Leakey, Ken.....	1964, 65, 66
Letch, Colin.....	1966
Litkey, Jim.....	1958, 59
Long, Charlie.....	1961, 62, 63
Loucks, Donald.....	1948
Louis, Corey.....	1995, 96, 97, 98
Lovell, Bobby.....	1963, 64, 65
Luchman, Kirk.....	1994, 95, 96, 97

M

Mabry, Thomas.....	1985, 86
Macklin, Kenneth.....	1969, 70
Malmen, Ronald.....	1965, 66
Mann, Hank.....	1975, 78, 79
Marsee, Bud.....	1950, 51
Martello, Vince.....	1983, 84

Basketball Letterman Club

Martin, Terry.....	1985
Matchett, Scott.....	1981
Mateer, Craig.....	1986, 87
Mathis, Emanuel.....	1999, 00
Mayes, Tharon.....	1988, 89, 90
McCloud, George.....	1986, 87, 88, 89
McComber, Darryl.....	1969, 70
McCrary, Benjamin.....	1947
McCrary, Lawrence.....	1972, 73, 74
Menacof, Nick.....	1959
Miles, Blake.....	1990
Miles, Bobby.....	1982, 83, 84
Miller, Ron.....	1990, 91
Mitchell, Derrick.....	1988, 89
Morison, Bruce.....	1965, 66
Morrison, Ian.....	1967
Mott, Justin.....	1999, 00
Mulligan, Kyle.....	1995, 96, 97, 98
Murphy, Brian.....	1965, 66, 67
Myers, Derrick.....	1991
Myrick, Maurice.....	1982, 83, 84, 85



Maurice Myrick
1982-85

N

Nemergut, Ron.....	1971
Nettles, Ronald.....	1949

O

Oler, Jim.....	1953, 54, 55, 56
----------------	------------------

P

Parker, William.....	1948
Parks, Bobby.....	1978, 79, 80, 81
Patton, Wayne.....	1955
Pavy, James.....	1948
Peacock, William.....	1964, 65
Pence, Robert.....	1950, 51, 52, 53
Perkins, Zach.....	1973, 74, 75, 76
Petty, Otto.....	1971, 72, 73
Phillip, Raphael.....	1982, 83
Phillips, William.....	1966
Pierre, Gibson.....	1999
Polite, Michael.....	1988, 90, 91



Otto Petty
1971-73

R

Reeves, Dale.....	1963
Reid, Andre.....	1991, 92, 94, 95
Reynolds, Carl.....	1968, 69
Richardson, Jimtom.....	1952
Ricketts, Dale.....	1961, 62, 63
Richter, John.....	1959
Robinson, Maurice.....	1993, 94
Rogers, Peter.....	1963, 64
Rolle, Elvis.....	1980, 81
Ross, David.....	1967, 68
Royals, Reggie.....	1971, 72, 73



Reggie Royals
1971-73

S

Salters, Jessie.....	1991
Samuel, Greg.....	1971, 72
Savage, Jim.....	1959
Schull, Gary.....	1964, 65, 66
Shabazz, Karim.....	1998
Shaffer, David.....	1986
Shaffer, Dean.....	1984, 85
Shepherd, Scott.....	1993, 94, 95, 96
Shirley, Jerry.....	1963, 64, 65
Simmons, James.....	1974, 75
Simmons, Oliver.....	1998, 99, 00
Smalls, Wayne.....	1974, 75, 76, 77
Smith, James.....	1976, 77, 78
Smith, Jerry.....	1960, 61
Sparks, Gentry.....	1996
Speights, David.....	1982, 83, 84, 85



Greg Samuel
1971-72

Stewart, Darryle.....	1966, 67, 68
Stitt, Cyril.....	1973, 74, 75
Stolson, Galen.....	1966
Strom, Larry.....	1957
Sura, Bob.....	1992, 93, 94, 95
Swain, Ray.....	1960, 61, 62

T

Thomas, Irving.....	1989, 90
Thompson, David.....	1976, 77, 78

(year indicates finish of season, i.e. 1996-97 is listed as 97)

Thompson, Kerry.....	1997, 98
Thompson, Ronald.....	1998, 99
Tinsley, Charlie.....	1959
Tookes, Pernell.....	1979, 80, 81
Towey, Jim.....	1974, 75, 76, 77
Trammell, Jeffrey.....	1976
Tucker, Rodney.....	2000
Twomey, Fred.....	1957



Kerry Thompson
1997-98

V

Vetica, Dave.....	1977
-------------------	------

W

Waits, Robert.....	1957
Wallace, Jim.....	1964
Ward, Bob.....	1957
Ward, Charlie.....	1991, 92, 93, 94
Warren, Larry.....	1974, 75, 76
Watson, Ronald.....	1982, 83, 84
Wells, Byron.....	1989, 90, 92, 93
Wernke, Ham.....	1953, 54, 55
Westhafer, Jerry.....	1952, 53
Westhafer, Joe.....	1957
White, David.....	1988, 89, 90, 91



Terrell Baker earned varsity letters in 1998 and 1999.

Wiggins, Mitchell.....	1982, 83
Wilkes, Scott.....	1982, 83
William, Tony.....	1982, 83, 84
Williams, Bob.....	1956, 57
Williams, Joseph.....	1957, 58, 59
Williams, Willie.....	1969, 70
Winter, Ross.....	1963, 64
Wold, Gary.....	1953
Wooden, Tim.....	1995, 96
Woodard, Wayne.....	1975
Wright, William.....	1972
Wyman, Jr., Orlando.....	1948, 49, 50

Y

Young, Ed.....	1980, 81
Young, Skip.....	1969, 70, 71



Tony William
1982-84

Seminoles in the Pros

With four former players on rosters at the beginning of the 2001 season, few college programs are better represented in the NBA than Florida State. Four times in the last eight seasons, a Seminole has been selected in the opening round of the draft.

Bob Sura, the Seminoles' all-time leading scorer, was the most recent first round pick when the Cleveland Cavaliers took him with the 17th overall selection in 1995. When James Collins was taken in the second round of the 1997 draft, he became the fifth Florida State player selected in the last six drafts.

Former Seminole Randell Jackson is the most recent FSU player to make it in the NBA. Jackson just played his rookie season with the Washington Wizards. Jackson joined Sam Cassell (Milwaukee Bucks), George McCloud (Denver Nuggets), Bob Sura (Cleveland Cavaliers) and Charlie Ward (New York Knicks) at the next level. Those five are among 12 former Florida State players who have played in the NBA in the 1990s.

Cassell has wasted little time leaving his mark on the league, capturing two NBA titles with the Houston Rockets in his first three seasons. He led the New Jersey Nets in scoring two years ago and has emerged as one of the NBA's top young point guards with the Bucks.



Ward was the Knicks starting point guard as they advanced to the 1999 NBA Finals before falling to San Antonio. Sura fought through an injury plagued season, but is still considered one of the better young players in the Western Conference. McCloud, who is one of the NBA's best three-point shooters, signed with the Nuggets as a free agent in 1999 after averaging more than 10 points per game for Phoenix.

Dave Cowens remains the most accomplished Seminole in NBA annals. Cowens enjoyed a long career with the Boston Celtics, leading them to a pair of World Championships. The star center is a member of both the FSU Athletics and Pro Basketball Halls of Fame. He enjoyed a nine-year NBA career and was the first Seminole ever taken in the draft's opening round when the Boston Celtics tabbed him in 1970. Cowens also guided the Charlotte Hornets to a pair of 50-win seasons as their head coach in 1996-97 and 1997-98. He was runner-up in the NBA's Coach of the Year balloting in 1996-97.

Florida State has had eight players taken in the first round of the NBA Draft, including five in the last 10 seasons. In the 52-year history of Florida State basketball 30 Seminoles have been taken in the draft and 36 players have signed NBA contracts. Dave Fedor was the first-ever FSU alum selected in the draft when the Philadelphia 76ers chose him in the third round in 1962.

James Collins (below) left Florida State as the program's third leading career scorer. He played with the Los Angeles Clippers in 1997-98 and just signed with Washington as a free agent.

Irving Thomas (below right) was a member of the Los Angeles Lakers when they went to the NBA Finals in 1991.



Theron Mayes (above) played for the Philadelphia 76ers and Los Angeles Clippers in a three-year NBA career.

Doug Edwards (right) was a first round pick of the Atlanta Hawks. He also played with the Vancouver Grizzlies in five seasons in the NBA.

Florida State Players in the NBA Draft


Player	Year	Round	Team	Player	Year	Round	Team
Kris Anderson	1981	Fourth	Milwaukee	Vince Martello	1984	Seventh	Detroit
Pee Wee Barber	1987	Fourth	Portland	George McCloud	1989	First	Indiana
Murray Brown	1980	Fourth	Cleveland	Lawrence McCray	1974	Sixth	New Orleans
Sam Cassell	1993	First	Houston	Elvis Rolle	1981	First	Los Angeles
Bennie Clyde	1974	Fifth	Boston	Reggie Royals	1973	Fifth	Philadelphia
James Collins	1997	Second	Philadelphia	Gary Schull	1966	Sixth	Cincinnati
Dave Cowens	1970	First	Boston	David Shaffer	1986	Fourth	Portland
Harry Davis	1978	Second	Cleveland	Dean Shaffer	1985	Fifth	Washington
Mickey Dillard	1981	Third	Cleveland	Bob Sura	1995	First	Cleveland
Doug Edwards	1993	First	Atlanta	David Thompson	1978	Fifth	Buffalo
Vernell Elzy	1971	Eighth	Phoenix	Charlie Ward	1994	First	New York
Dave Fedor	1962	Third	Philadelphia	Mitchell Wiggins	1983	First	Indiana
Rowland Garrett	1972	Fifth	Boston	Tony William	1984	Seventh	Milwaukee
Alton Lee Gipson	1985	Seventh	Sacramento	Willie Williams	1970	Third	Boston
Tony Jackson	1980	Fourth	L.A. Lakers	Skip Young	1971	Seventh	Boston
Ron King	1973	Fourth	Golden State				

Seminoles

In The

NBA


Sam Cassell
Milwaukee Bucks



Bob Sura
Golden State Warriors



George McCloud
Denver Nuggets



Charlie Ward
New York Knicks

Florida State has 22 alumni that have played in the National Basketball Association or the American Basketball Association as of the conclusion of the 2000 season.

Randy Allen
Sacramento Kings (1989-90)

Sam Cassell
Houston Rockets (1993-96)
Phoenix Suns (1996)
Dallas Mavericks (1996-97)
New Jersey Nets (1997-1999)
Milwaukee Bucks (1999-present)

James Collins
Los Angeles Clippers (1997-1998)

Dave Cowens
Boston Celtics (1970-80)
Milwaukee Bucks (1982-83)

All-Time Seminole NBA List

Bennie Clyde
Boston Celtics (1974-75)

Harry Davis
Cleveland Cavaliers (1978-79)
San Antonio Spurs (1979-80)

Tony Dawson
Sacramento Kings (1990-91)
Boston Celtics (1995)

Mickey Dillard
Cleveland Cavaliers (1981-82)

Doug Edwards
Atlanta Hawks (1993-95)
Vancouver Grizzlies (1995-98)

Dave Fedor
San Francisco Warriors (1962-63)

Rowland Garrett
Chicago Bulls (1972-75)

Cleveland Cavaliers (1975-76)
Milwaukee Bucks (1976-77)

Tony Jackson
Los Angeles Lakers (1980-81)

Randell Jackson
Washington Wizards (1999-00)

Ron King
Kentucky Colonels (1973-74)

Tharon Mayes
Philadelphia 76ers (1991-92)
Los Angeles Clippers (1992)

George McCloud
Indiana Pacers (1989-93)
Dallas Mavericks (1994-97)
New Jersey Nets (1997)
Los Angeles Lakers (1997)
Phoenix Suns (1997-99)
Denver Nuggets (1999-present)

Reggie Royals
San Diego Clippers (1974-75)

Bob Sura
Cleveland Cavaliers (1995-99)
Golden State Warriors (2000-present)

Irv Thomas
Los Angeles Lakers (1990-91)

Charlie Ward
New York Knicks (1994-present)

Mitchell Wiggins
Chicago Bulls (1983-84)
Houston Rockets (1984-87, 1989-90)
Philadelphia 76ers (1991-92)

Willie Williams
Boston Celtics (1970-71)
Cincinnati Royals (1970-71)



FSU

2000-01 Seminole Basketball

