



FSU

2000-01 Review 

2001-2002 Seminole
Basketball Media Guide





Guard Adrian Crawford closed out a four-year career as a Seminole, checking in at fourth in the all-time FSU record book for 3-point field goals made.



Florida State Men's Basketball
Closes The 2000-01 Season with

POSITIVE SIGNS

POINTING TOWARD THE FUTURE

- Joiner Becomes Only Second Seminole Named to ACC All-Rookie Team
- Arrington Named Most Valuable Player at Annual Season-ending Awards Banquet

Closing on a High Note

The Florida State University men's basketball team won two of its final three games, defeated NCAA Tournament Final Four Participant Maryland (which was ranked No. 4 in the final *ESPN/USA Today* poll) and displayed the elements of having developed into the most improved team in the Atlantic Coast Conference by seasons end. The Seminoles defeated two NCAA Tournament teams during the final month of the season and lost two other games to nationally ranked teams by a combined total of nine points.

Seminoles Face Nation's 19th Toughest Schedule

Florida State, which played seven games against teams ranked in the top 10 and 12 games against those ranked in the top 30 of the final Jeff Sagarin power rankings, was judged to have played the nation's 19th toughest schedule in the final Sagarin rankings of the season. The Seminoles played the sixth toughest schedule in the ACC behind Duke (No. 7), North Carolina (No. 9), Georgia Tech (No. 10), Maryland (No. 12) and Wake Forest (No. 18). The Seminoles were also judged to have played the toughest

schedule among the eight Division I teams in the state of Florida.

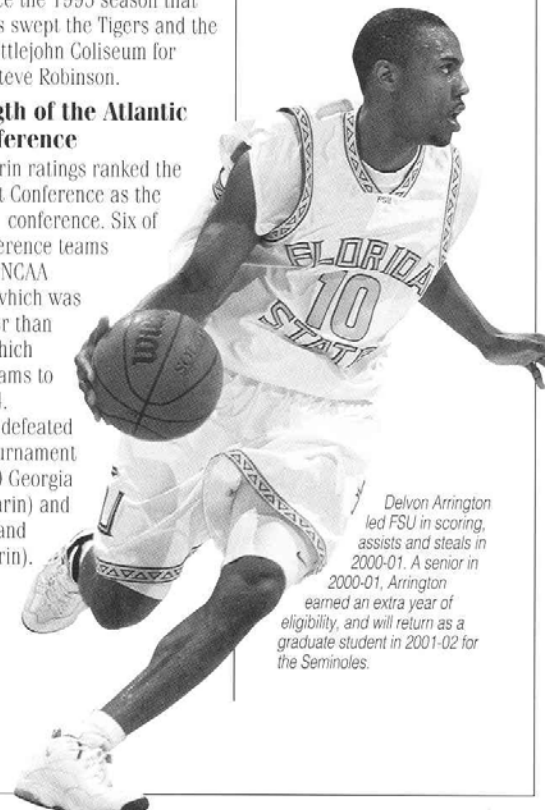
During the Final Month of the Season ...

- Florida State defeated No. 17 and Final Four participant Maryland, 74-71, in College Park, Md. The Seminoles were one of only two unranked teams to defeat the Terps during the season;
- Florida State defeated NCAA Tournament participant Georgia Tech, 69-59, in Tallahassee, Fla. The Seminoles held the Yellow Jackets to 25.9 percent shooting from the field;
- Florida State defeated Clemson in Clemson, 75-63, in the final game of

the season to complete a regular season sweep of the Tigers. It marked the first time since the 1995 season that the Seminoles swept the Tigers and the first win in Littlejohn Coliseum for head coach Steve Robinson.

The Strength of the Atlantic Coast Conference

The Sagarin ratings ranked the Atlantic Coast Conference as the nation's No. 1 conference. Six of the nine conference teams played in the NCAA Tournament which was only one fewer than the Big 10, which sent seven teams to the field of 64. Florida State defeated two NCAA Tournament teams, No. 10 Georgia Tech (by Sagarin) and No. 12 Maryland (also by Sagarin).



Delvon Arrington led FSU in scoring, assists and steals in 2000-01. A senior in 2000-01, Arrington earned an extra year of eligibility, and will return as a graduate student in 2001-02 for the Seminoles.



Quoting Florida State Basketball:

"In the first half of the season we established that no matter what, we were going to play hard every night. Most of our guys had no idea what the ACC was all about. Now they do."

— Steve Robinson
Head Coach, Florida State University

"They're (Marcell Haywood and Ryan Lowery) going to be to very good point guards. It helps this team to have two other guys who can bring the ball down the floor and give us depth."

— Delvon Arrington
Florida State University

"His name was not on the lists of NBA scouts there to watch the game. We checked. And chances are, the Minnesota Golden Gophers knew about as much about Florida State center Mike Mathews as they did about pregnant chads. But by the

finish of Florida State's game against Minnesota, the Gophers and everyone else in the Tallahassee Leon County Civic Center had a fairly good idea about Mathews. The Seminoles, meanwhile, were entertaining pretty high hopes about what he may become."

— ACC Sports Journal

"When you see Nigel, his physical size is the first thing you look at. But people don't really understand that Nigel is a really good athlete. People don't understand that he has great hands and he has really quick feet for a guy his size. Nigel also has a lot of confidence in himself. As he keeps working, he is going to be a good player."

— Steve Robinson
Head Coach, Florida State

"Against North Carolina (on Jan. 20), Delvon Arrington did everything but make a run to the concession stand. His performance against the

Tar Heels was impressive. He scored 18 points, and added five assists with just three steals. If not for fatigue setting in during the final minutes, he might have had an error-free game."

— Randy Beard
Tallahassee Democrat


"Monte Cummings is full of heart and desire. He's like the guy in the foxhole. You know he's going to fight; he's going to be one of those guys that will hunker down and be right there with you."

— Steve Robinson
Head Coach, Florida State University

"If you wonder why I have a smile on my face, it's because I liked what I saw late in the season. Our players competed on both ends of the court and showed character. I'm smiling because seven of our most productive eight players will be back next season."

— Steve Robinson
Head Coach, Florida State University

Freshman Michael Joiner opened his career with a bang, scoring 18 points against Florida in his very first game.



Joiner Named to ACC Rookie Team

Michael Joiner, only the third freshman in Florida State men's basketball history to lead the Seminoles in rebounding, was named to the Atlantic Coast Conference All-Rookie team by the Atlantic Coast Sports Writers Association. Joiner is only the second Florida State player (joining Corey Louis in 1995) to be named to the ACC All-Rookie team since its inception in 1993. Joiner averaged 9.3 points and a team-leading 6.0 rebounds for Florida State during the 2000-01 season. In addition to leading the Seminoles in rebounding, he ranked second on the team in steals (32 total), blocked shots (26 total) and free throw shooting percentage (74.6 percent). He was a two-time ACC Rookie-of-the-Week honoree as he became only the second player in Florida State history to earn the award multiple times.

Arrington was All-Around Team Leader

Senior Delvon Arrington averaged:

- 11.5 points (first on the team)
- 4.1 rebounds (fourth on the team)
- 4.8 assists (first on the team)
- 1.9 steals (first on the team)
- 32.7 minutes (first on the team)
- and was one of only three Seminoles who started all 30 games.

He ranked fourth in the ACC in assists, eighth in steals and 27th in scoring. Arrington was one of only three players in the ACC to rank in the top eight in steals and assists per game. He was also one of only five players in the conference to rank in the top 10 in steals and assists and the top 30 in scoring.

Arrington's Assists in 2000-01

Senior Delvon Arrington, who had 20 games with five or more assists, led Florida State in assists with 143 assists (4.8 assists per game) during the 2000-01 season. He has led the Seminoles in assists in a team-record tying three consecutive seasons and recorded a season-high of eight assists in the monumental victory over Maryland (Feb. 14).

Arrington Moves Into Third Place on Assists List

Senior Delvon Arrington, who served as a team tri-captain during the 2000-01 season, was credited with 143 assists and now ranks third on Florida State's all-time assist list with 506. Arrington enters the 2001-02 season needing 45 assists to pass Tony Jackson (1977-80) and move into second place with 551 assists and needs 97 to pass Otto Petty (1971-73) to become Florida State's all-time assist king.



The Seminole defense continued to be stingy, holding opponents to a .453 shooting percentage, and keeping five opponents under 40% from the field.

Arrington Moves into Sixth Place on Steals List

Senior Delvon Arrington, who led the Seminoles in scoring, assists and steals during the 2001-02 season, recorded 56 steals and is ranked sixth in school history with 159 career steals. He needs only 78 steals to move past Charlie Ward and become the school's all-time chief thief. He moved ahead of 2001 NBA playoff hero, Sam Cassell, on Florida State's all-time steals list during the 2001 season. During his career, Arrington has recorded 33 games of two or more steals and has at least three steals in 21 different games.

Arrington Named Most Valuable Player at Annual Banquet

Senior Delvon Arrington, who led the Florida State men's basketball team in scoring, assists and steals, was named the Seminoles' Most Valuable Player at the team's annual banquet. Arrington also earned the Bob Sura Leading Scorer Award, the Charlie Ward Defensive Award, the Otto Petty Assist Award, the Iron Man Award, a captains award and was one of two recipients of the Warrior of the Year Award as head coach Steve Robinson lauded his fourth team for their accomplishments both on and off the court.

Michael Joiner (Fayetteville, N.C.), who was selected as a member of the Atlantic Coast Conference All-Rookie team, won the Dave Cowens Rebounding Award. Joiner averaged 6.0 rebounds per game and became only the third freshman in history to lead the Seminoles in rebounding. Junior Antwan Dixon (Marietta, Ga.) was named as one of two recipients of the Warrior of the Year Award for excellence in academics and community service. Robinson also presented Dixon, who served the team as a tri-captain, with a Captains Award.

Adrian Crawford (Akron, Ohio), the Seminoles' only graduating senior, also earned a Captains Award. He played in 75 games during his career and ranks fourth in school history with 135 career 3-point shots made. Crawford was a member of Florida State's 1998 NCAA Tournament team.

Hugh Durham Most Valuable Player

Delvon Arrington

Most Improved Player

Mike Mathews

Charlie Ward Defensive Player

Delvon Arrington

Dave Cowens

Rebounding Award

Michael Joiner

Bob Sura Leading Scorer Award

Delvon Arrington

Otto Petty Assist Award

Delvon Arrington

Free Throw Percentage Award

Monte Cummings

Academic Award

Ryan Lowery

Captains Award

Delvon Arrington, Adrian

Crawford, Antwan Dixon

Mr. Walk-On

Marcell Haywood

Iron Man Award

Delvon Arrington

Warrior of the Year

Delvon Arrington,

Antwan Dixon

Field Goal Percentage Award

Nigel Dixon

Arrington Joins Select Company

Senior Delvon Arrington, who has started at point guard for the Seminoles in 88 of the last 89 games, became only the eighth player in school history to lead the Seminoles in scoring, assists and steals in a single season when he accomplished the trifecta last season.

Florida State's Assist, Scoring And Steals Leaders In The Same Season

Year	Player	Assists/ Game	Points/ Game	Steals/ Game
2001	Delvon Arrington	4.8	11.5	1.5
1995	Bob Sura	5.4	18.6	1.8
1994	Bob Sura	4.5	21.2	2.4
1990	Tharon Mays	3.0	18.6	1.7
1989	George McCloud	4.2	22.8	1.7
1987	Pee Wee Barber	4.8	19.2	1.3
1986	Pee Wee Barber	5.0	16.8	1.8
1981	Mickey Dillard	3.3	18.4	1.9

Arrington Earns Seminoles' Scoring Championship

Senior Delvon Arrington, who led the Seminoles in scoring with an 11.5 points per game average, scored 20 or more points a career-high three times

during last season. His first career game of 20 or more points came against Virginia (Jan. 16) as he scored a career-high 23 points. He added 22 points against NC State (Jan. 25) and 20 against Virginia (Feb. 17). During the season, he led the Seminoles with a career-high 344 points for a career-high 11.5 points per game average. He scored in double figures a career-high 20 times (including 13 ACC games). His 20 double figure scoring games led the Seminoles in that category. Arrington led Florida State in scoring a team-high eight times (including seven times in ACC contests) and led the Seminoles in scoring in both ACC games against Virginia (21.5 points per game in two games), North Carolina (15.0 points per game) and NC State (16.5 points per game). He also led the Seminoles in scoring in the monumental win over Maryland at Cole Field House and against South Florida (Dec. 7).

Joiner in the ACC Statistics

Freshman Michael Joiner, the only freshman in the ACC to start each of

his team's games during the 2000-01 season, ranked 15th in the ACC (and second among all conference freshmen) in rebounding (6.0 rpg), and 13th in the ACC (first among all freshmen) in blocked shots (1.1 bpg) during the 2000-01 season.

Joiner Rebounds Against Wake Forest

Freshman Michael Joiner grabbed a career-high 17 rebounds against Wake Forest on Jan. 9. His 17 rebounds marked the most by a conference freshman during the 2000-01 season and the most by a Seminole freshman in an ACC game. His 17 rebounds against Wake Forest surpassed the previous record of 15 in an ACC game by a Seminole. The record had been held by Doug Edwards (15 against Clemson, March 12, 1993) and Rodney Dobard (15 against Maryland, Jan. 18, 1992). In addition, Joiner tied Florida State's ACC record for defensive rebounds in a game.

Joiner as Rookie of the Week

Freshman Michael Joiner earned ACC Rookie of the Week honors twice during his inaugural season. He became only the second player in Florida State history to earn multiple Rookie of the Week honors. He joined first-round NBA draft choice Bob Sura, who earned the award three times during the 1992 season, as the only Seminole who have won the award multiple times.

Joiner Started Quickly Against Florida in Season Opener

Freshman Michael Joiner enjoyed an incredible start to his Florida State career with a team-leading 18 points in his first career game against Florida (Nov. 17). He hit his final seven shots of the game and shot an astonishing seven-of-



FSU head coach Steve Robinson saw his Seminole squad improve dramatically by season's end.

Sophomore center Nigel Dixon was named to the Great Alaska Shootout All-Tournament Team.





Adrian Crawford became the ninth player in FSU history to hit for more than 100 3-pointers in his career.



eight (.875 percent) from the field in 30 minutes played against the Gators. Joiner also shot four-of-five (.800 percent) from the free throw line, had four assists, one blocked shot and one steal. His strong game prompted this response from Gators head coach Billy Donovan: "I think that Michael Joiner will be one of the better players in the ACC. He's as good as any freshman we'll probably face this year. He's outstanding."

Joiner from the Free Throw Line

Freshman Michael Joiner led the Seminoles' starting five with a .746 free throw shooting percentage. He made a personal-best 14 free throws from Nov. 17 against Florida through Dec. 7 against South Florida. After missing the first attempt of his career, he made the next 14 straight over the next five games. Joiner was perfect from the free throw line (six-of-six) in Florida State's four neutral site games (three in the Great Alaska Shootout and against Clemson in the ACC Tournament) and shot .875 from the free throw line (14-of-16) in Florida State's victories during the 2000-01 season. He was perfect from the line during six games including a

four-of-four performance against Rhode Island (Nov. 25) in the third round of the Great Alaska Shootout. He also made his ACC career-high of five free throws in an ACC career-high tying six attempts against Clemson (Jan. 31).

Crawford on the 3-Point Shooting Lists

Senior tri-captain Adrian Crawford closed his career ranked fourth in school history with 135 3-point shots made during his career. He became only the ninth player in school history to make 100 or more 3-point shots in his career when he made five against Morgan State on Dec. 30.

Crawford on the Career 3-Point Shots Lists

Senior Adrian Crawford holds two of the top six single-game 3-point shots made marks; two of the top 11 single season 3-point shots made marks and is ranked fourth on the Seminoles' career 3-point shots made list.

Single Game 3-Point Shots Made

No.	Name	Opponent	Date	
1.	10	George McCloud	La Salle	Feb. 23, 1989
2.	8	James Collins	Connecticut	Mar. 25, 1997
T3.	7	Adrian Crawford	Vanderbilt	Dec. 9, 2000
	7	Adrian Crawford	Temple	Dec. 14, 1999
	7	Sam Cassell	So. Florida	Dec. 30, 1992
	7	James Collins	Tulane	Dec. 10, 1994

Single Season 3-Point Shots Made

Rank	No.	Name	Season
1.	115	George McCloud	1988-89
8.	69	James Collins	1995-96
9.	64	Adrian Crawford	1998-99
T10.	58	Adrian Crawford	2000-01
	58	Sam Cassell	1991-92
	58	Tharon Mayes	1989-90

Career 3-Point Shots Made Leaders

Rank	No.	Player	Years	Seasons
1.	255	James Collins		1994-97
2.	214	Bob Sura		1992-95
3.	201	George McCloud		1986-89
4.	136	Adrian Crawford		1999-01

A. Dixon Hits the Boards

Junior tri-captain Antwan Dixon finished 18th in the ACC in rebounding with a career-high 5.8 rebounds per game average. As a junior, he more than doubled his rebounding average from his first two seasons (2.4/+3.4 rebounds more as a junior) and grabbed more rebounds during the 2000-01 season (173) than he had totaled during his first two seasons (119). In addition, he grabbed at least four rebounds in 27 of the 30 Seminole games during 2000-01 season and led the Seminoles in rebounding a team high tying 10 times. His career-high of 11 rebounds came as Florida State defeated previously undefeated Jacksonville in the Tallahassee Leon County Civic Center on Dec. 17.

Career-High Statistics Abound for A. Dixon

Junior tri-captain Antwan Dixon earned career-high statistics in nearly every statistical category during the 2000-01 season. He totaled career high numbers in points (260), points per game (8.7), rebounds (173), rebounds per game (5.8), offensive rebounds (61), defensive rebounds (112), field goals made (91), field goals attempted (198), field goal percentage (.460), free throws made (28), free throws attempted (78), 3-point shots made (28), 3-point shots attempted (78), 3-point field goal percentage (.359), assists (43), blocked shots (11), steals (22), minutes played (852), minutes played per game (28.4), games played (30) and games started (30).

A. Dixon Leads Seminoles From Long Range

Junior tri-captain Antwan Dixon led the Seminoles in 3-point field goal shooting percentage with a career-high

Quotes on Michael Joiner

"I think that Michael Joiner will be one of the better players in the ACC. He's as good as any freshman we'll probably face this year. He's outstanding."

— Billy Donovan
Head Coach, University of Florida

"We had a lot of calls from Fayetteville this week to get tickets. I know they weren't calling because they all of a sudden fell in love with us."

— Dave Odom
Head Coach, Wake Forest

"Coming out of high school, if we had had a scholarship and a need at that position, there's no question that we'd have gone after him (Joiner) with everything we had."

— Dave Odom
Head Coach, Wake Forest

"He (Michael Joiner) made the difference (against us). I think the guys in North Carolina made a big mistake in letting him get away. I'd certainly like to have him."

— Eddie Biedenbach
Head Coach, UNC Asheville

"He's good. We looked at him as a wing player, but he's playing inside and that gives (FSU) a match-up problem for the other team."

— Mike Krzyzewski
Head Coach, Duke University

"When you get to about the halfway point in the season, I told him he'd have to play like an upperclassman. Now he's seeing what it's like to play in the ACC, but he grew up in the environment. That's why he plays with such poise. He's been to those places and played in those arenas."


— Steve Robinson
Head Coach, Florida State University

"If you were to glance at Michael Joiner's biographical sketch, you might just draw the wrong conclusion. Treasurer of his student body. National Honor Society member. Latin club. Yearbook staff. Math club. President of the Students Against Violence Everywhere. Writes poetry. Church usher. Chess club. That's hardly chic. But you can't help but notice Joiner when it comes to his favorite extracurricular activity: Basketball."

— Brian Landman
St. Petersburg Times

"Michael Joiner is one of the most composed young men I've seen on the basketball court in a long time. Michael is very confident in his abilities and, so far, he's been able to back up that confidence level with his play."

— Steve Robinson
Head Coach, Florida State University



Junior transfer Monte Cummings came off the bench to average 10.7 points per game, ranking him third in the ACC among sixth-men.



Freshman Ryan Lowry (below) served as primary backup point guard to senior Delvon Arrington.

.359 mark. He made a career-high 28 from beyond the arc in a career-high 78 attempts and ranked third on the team in both 3-point shots made and

tying three double-doubles. His double-doubles came against Furman (Dec. 4, 17 points and 12 rebounds), Jacksonville (Dec. 17, 10 points and 11

Quotes on Delvon Arrington

"Delvon Arrington. Get used to it. It's a name everyone is going to know."

— David Shaw
Salisbury (N.C.) Post

"Delvon Arrington is the catalyst of our team."

— Steve Robinson
Head Coach, Florida State University

"There is justice in one little part of our world. Florida State head coach Steve Robinson saw to it prior to the start of the 2000-01 season, naming point guard Delvon Arrington a tri-captain. Try, indeed. That's a good word to precede his name."

— Randy Beard
Tallahassee Democrat

"We are looking to Delvon to continue to become a more complete

player. I think he can continue to be a scorer at the point as well as continue to be our quarterback on the court."

— Steve Robinson
Head Coach, Florida State University

"Thing was, his play on the basketball court is only half the story. Academically, Arrington couldn't let up during the season because a fourth-year of eligibility (the 2001-02 season) was riding on his academic performance. As long as he graduates within a four-year window (he will earn his bachelor's degree in sport management during the summer of 2001) the NCAA will grant him the year of eligibility he lost in 1998 as a partial qualifier. So a lot was riding on him every day."

— Randy Beard
Tallahassee Democrat

"I'm going to get my masters degree. I just love saying that: I'm going to get my masters."

— Delvon Arrington
Florida State University

"OK, sports fans. Here's what we know about Florida State point guard Delvon Arrington: He's as smart as a whip and growing smarter every day. And yeah, he happens to make the now-you-see-it/now you-don't blind pass better than anyone not named Ed Cota."

— David Shaw
Salisbury (N.C.) Post

"It's just something (passing the basketball) I have in me. I mean, Magic Johnson, what was he 6-8 or 6-9? Such a creative passer. That's (passing the ball) what I do."

— Delvon Arrington
Florida State University

"Arrington is the leader of a young Seminoles' team that got better during the 2000-01 season."

— Rob Daniels
Greensboro News and Record



attempted. Dixon made a career-high four 3-point shots at home against Binghamton and Georgia Tech in Seminole victories. He recorded a career-high nine games with multiple 3-point shots made.

Double-Figure Dixon

In averaging a career-high 8.7 points during the 2000-01 season, junior tri-captain Antwan Dixon scored in double figures in 14 of 30 games. For Dixon, the 14 double figure scoring games were more than double his total number of double figure scoring games during his first two years as a Seminole (six of 50). He recorded career-high and team-high-

rebounds) and at Cleveland State (Dec. 19, 10 points and 11 rebounds). Dixon's three double-doubles came as a junior after recording zero double-doubles during his first 50 games (two years) as a Seminole.

Dixon Ends Season on a High Note

Junior Antwan Dixon saved his best for the last week of the season as he averaged 16.5 points and 6.5 rebounds in the final two games of the season against Clemson. He scored his career-high of 23 points against Clemson in the ACC Tournament and added 10 points and eight rebounds against the Tigers in the final game of the regular season. He was a one-man wrecking crew in the ACC Tournament as he scored 16 second-half points in almost single-handedly leading the Seminoles to the near-victory. Dixon scored nearly half of Florida State's (16 of 34) total points in that second half.

A. Dixon Against Maryland on Feb. 14

Junior tri-captain Antwan Dixon was one of four Seminoles in double figure scoring with 14 points as Florida State defeated No. 17 and Final Four participant Maryland (Feb. 14). He helped lead the way to the sensational victory with a team-high 11 points in the second half. With the game on the line late in the second half, he was true on two free throws with 15 seconds remaining in the game to give the Seminoles their final margin of victory, 74-71. Including his two free throws with 15 seconds remaining, he was a perfect four-of-four from the free throw line in the final six minutes of the game to help preserve the monumental win in Cole Field House. After putting the Seminoles up for good from the free throw line, he helped force Maryland's Juan Dixon into a missed 3-pointer at the buzzer to secure the victory. Florida State led, or was tied, for all but 60 seconds of the entire game against Maryland and led the entire way after taking the lead, 4-3, with 17:22 remaining in the first half.

Dixon on the Defensive


Junior tri-captain Antwan Dixon was credited with a single-season career-high 22 steals and a single-game career-high three steals each against Furman, at North Carolina and against Georgia Tech. His three steals each against North Carolina and Georgia Tech are his ACC single-game career-high. Dixon totaled eight steals (1.6 spg) in the final five games of the season which was exactly one steal per game more than his average (0.6) through the first 25 games of the season (14 steals in 25 games). He recorded multiple steals in a career-high five different games as a junior.

Nigel Dixon Doubles Up Rhode Island

Sophomore Nigel Dixon recorded his first career double/double of 23 points and 10 rebounds as Florida State defeated Rhode Island in the third round of the Great Alaska Shootout.

N. Dixon Named to Alaska Shootout All-Tournament Team

Sophomore Nigel Dixon averaged 12.4 points and 6.3 rebounds in three



Junior forward Antwan Dixon led the Seminoles in 3-point shooting percentage and finished 18th in the ACC in rebounding.

games during the Great Alaska Shootout. He earned All-Tournament team honors at the tournament for his efforts.

Nigel In Alaska

Opponent	FGM-A	FTM-A	Rebs.	Points
Ohio State	5-10	2-2	4	12
DePaul	5-7	2-4	5	12
Rhode Island	9-12	5-9	10	23
Totals/Avg.	19-29/65.5	9-15/60.0	19/6.3	37/12.3

Cummings Among ACC's Top Sixth Men

Junior Monte Cummings averaged 10.7 points (second on the team), 1.8 assists (second on the team) and 3.3 rebounds (fifth on the team) in 29 games during his first year at Florida State. He may have had the most impact of any newcomer in the ACC. Cummings ranked third in the ACC in scoring among reserve players and scored in double figures five times. He finished 30th in the ACC in scoring.

Double-Figure Scorers Off The Bench

Rank	Player	Year	School	PPG
1.	Craig Dawson, Jr.		Wake Forest	12.5
1.	Tony Stockman, Fr.		Clemson	12.0
2.	Monte Cummings, Jr.		Florida State	10.7

Double-Figure Cummings

Junior Monte Cummings led the Seminoles in scoring five times and scored in double figures 15 times during his first season at Florida State. Eleven of his double figure scoring efforts came against ACC competition including two against national champion Duke. For the season, he averaged 16.0 points and 4.5 rebounds in two games against Duke. Cummings scored in double figures (a career-high 19 points) in his first career ACC game against Duke (Jan. 4) and scored in double figures during his first trip to Cameron Indoor Stadium (13 points on Jan. 4). He scored in double figures at least once against seven of the Seminoles' eight ACC opponents and

was held under double figure scoring by only Final Four participant, Maryland. Cummings scored in double figures in both games against Duke and NC State.

Seminoles Sign Trio of Top National Prospects

Steve Robinson announced that three players have signed National Letters of Intent to play basketball at Florida State University beginning in the fall of 2001.

Anthony Richardson and Adam Waleskowski, signed during the early signing period while Tervor Harvey signed during the spring period. Richardson is ranked among the top 20 players in the nation while Waleskowski is ranked among the top 100. Harvey is considered to be one of the top junior college big men entering the Division I ranks next season. The addition of Richardson, Waleskowski and Harvey, plus Adrian McPherson (who



Sophomore Mike Mathews was an imposing presence in the paint for the Seminoles, blocking 44 shots.

signed to play for the Seminole football team and will play basketball at Florida State) gives the Seminoles one of the nation's top recruiting classes.

"We are very excited to have Anthony Richardson, Adam, Trevor and Adrian join our program," said Robinson. "Their addition gives us four more high level players which allows us to continue our efforts in transforming Florida State into one of the top programs in the nation."

Richardson, a McDonald's All-American, a 6-7 small forward from Raleigh (N.C.) Leesville High School averaged 18 points and nine rebounds per game as a senior. Richardson is hailed as one of the top "combo" forwards in the nation and is ranked as the 16th best prospect in the nation by recruiting analyst Brick Oettinger. He ranks as high as No. 4 nationally among small forward prospects nationally.

Waleskowski, a 6-9 power forward from Kettering (Ohio) Alter High School, played in the Capital Classic All-Star game following his senior season. He is rated among the top 100 prospects in the nation according to *All Star Sports Publications*. He averaged 14.3 points, eight rebounds and seven blocked shots as a senior. In addition, he has a 31-inch vertical leap.

Harvey, a 6-11, 230 pound center, who starred the last two years at Marshalltown (Iowa) Community College averaged 13.0 points, 6.5 rebounds and three blocked shots per game during the 2000-01 season. He led the Tigers in scoring and rebounding. Harvey topped the team in field goal shooting percentage (.571 percent) and led the team and league in blocked shots (3.0).

"The addition of these three players solidifies our recruiting class as one of the best in the nation and certainly allows us to become a better team. We are eagerly awaiting the start of practice when we can begin working with all the young men as we continue our efforts to improve as a program," added Robinson.

Cummings from the Free Throw Line

Junior Monte Cummings finished 13th in the ACC in free throw percent-

age (.736) and 12th in the ACC in free throws made with 106. During the season, Cummings led Florida State in free throws made (106), free throws attempted (144), free throw percentage (.736) and free throws made per game (3.7). The 2000-01 season marked the fourth consecutive year that at least one Florida State player has ranked in the top 15 in free throw shooting percentage in the final conference statistics.

Seminoles Among The ACC Free Throw Leaders

Year	Player	ACC Rank	FTM-A	Pct.
2001	Monte Cummings	13	106-144	.736
2000	Ron Hale	8	117-155	.755
1999	Ron Hale	7	108-135	.800
1998	Randell Jackson	7	108-135	.750

Haywood Comes On and Provides a Lift

Sophomore point guard Marcell Haywood developed into the primary back-up point guard to Delvon Arrington during the final three weeks of the season. He averaged 6.3 minutes played per game in the final six games of the season as compared to five total minutes played during the first 24 games of the season. Haywood played a career-high 12 minutes and scored a career-high tying two points against Clemson in the season's final game in the ACC Tournament. The sophomore improved his statistics in nearly every category during the latter portion of the season.

Haywood's Tale Of Two Seasons

Games	GP	Minutes/	Total	Total	Total
		PG	Points	Assists	Steals
Last 6	6	38/6.3	5/0.8	4/0.7	2/0.7
First 24	3	5/1.7	1/0.3	1/0.3	0/0.0
Improvement	+3	+4.6	+0.5	+0.4	+0.7

Lowery Gets the Point for the Seminoles

Freshman Ryan Lowery served as the primary back-up point guard to

Delvon Arrington for the majority of the season. He played in 27 games and averaged 7.7 minutes per game. Lowery enjoyed a fine season handling the ball for Florida State as he fashioned a 1.7:1 assist to turnover ratio. He recorded a career-high four assists twice during the season – against No. 11 Florida (Nov. 17) and in the Seminoles' victory over Rhode Island (Nov. 25). In addition, his ACC career-high of three assists came during his first visit to Cameron Indoor Stadium against Duke (Feb. 4).

Breaking Down


Lowery's Assist Total ...

- He recorded at least one assist in 16 of the 17 games in which he played and multiple assists in 11 different games:

- He totaled four assists and zero turnovers in two games against the Duke guard tandem of All-American Jason Williams and ACC Freshman of the Year, Chris Duhon;
- He recorded three assists in two games (11 minutes) during the regular season against Clemson;
- He was not charged with a turnover in two games as the Seminoles swept the Tigers during the regular season for the first time since 1995.

Winning the Assist-to-Turnover Battle

Florida State's trio of point guards (Arrington, Lowery and Haywood) combined for an assist to turnover of nearly 1.4:1 for the season. The trio totaled 185 assists which is nearly a seven assists per game average from the point guard position. In winning two of their final three games of the season, the Seminoles recorded a positive assist:turnover ratio. During those three games (including victories over Clemson and Georgia Tech, who played in the NCAA Tournament), Arrington was credited with 14 assists and only four turnovers for a 3.5:1 ratio.



Marcell Haywood was "Mr. Walk-On" for his performance down the stretch for the Seminoles, where he came on in relief of point guard Delvon Arrington.



Game 1

November 17, 2000

Florida No. 11

TALLAHASSEE, FL — No. 11 Florida received a career-high 27 points from Teddy Dupay and had to fight to the finish for an 85-70 victory over Florida State in the season opener for both teams. Dupay, coming off off-season surgery on his left shoulder, and Udonis Haslem (16 points) made up for some of the scoring the Gators lost when Mike Miller and Donnell Harvey both left as underclassmen. Florida took lots of quick shots and struggled to make its pressure defense work early, as the Seminoles shot 59 percent in the first half. Not until Dupay sandwiched two 3-pointers around a basket by Haslem and Brent Wright followed with four free throws, did the Gators have a lead they could feel comfortable with, 69-56 with five minutes left. Florida State got it down to single digits a few times after that. The best freshman on the floor was Florida State's Michael Joiner. The forward from Fayetteville, N.C., scored 18 points on 7-for-8 shooting and kept the Seminoles within striking range. It wasn't just his shooting that was impressive. Joiner came from behind to swat away Justin Hamilton's dunk attempt early in the second half, sending a charge through the crowd and giving the Seminoles an apparent boost of momentum. Nigel Dixon, had a good game. The 350-pound sophomore ate up space inside and scored all 11 of his points in the second half. Wright finished with 15 points and Matt Bonner had 16 for Florida. Florida State's Delvon Arrington finished with four points and five assists, as the Seminoles lost their first season opener ever in Tallahassee, breaking a 37-game streak.



Florida State No. 11 Florida 70 85													Friday, November 17, 2000 • 7:30 p.m. Tallahassee, FL Tallahassee Leon County Civic Center														
Fla. State	Min.	FG	3FG	FT	O-D	Reb.	F	A	T	B	S	Pts.	Fla. State	Min.	FG	3FG	FT	O-D	Reb.	F	A	T	B	S	Pts.		
Wright	29	5-8	0-2	5-6	3-6	8	1	3	2	1	0	4	15	Joiner	30	7-9	0-1	4-5	2-2	2	2	4	3	1	1	15	
Hamilton	16	0-2	0-2	2-2	0-1	1	4	1	2	0	0	0	2	Dixon, A.	33	2-7	1-4	1-2	1-2	5	1	7	4	0	0	1	6
Hadam	37	7-9	0-0	2-4	1-7	8	3	2	2	2	1	18	Dixon, N.	19	5-9	0-2	1-3	3-5	8	3	0	0	0	0	0	11	
Dupay	36	7-15	5-7	5-8	0-1	1	4	1	0	1	0	27	Crawford	27	2-7	2-5	0-0	1-2	3	0	0	5	0	0	2	6	
Nelson	24	2-6	1-6	0-0	0-0	0	4	5	4	0	2	5	Arrington	31	1-6	0-3	2-2	0-4	7	3	2	3	0	0	1	2	
Greene	8	0-0	0-0	0-0	0-1	1	4	0	1	0	1	0	Lowery	9	0-0	0-0	3-2	0-0	3	0	4	2	0	0	2	0	
Bonner	26	5-8	2-3	4-4	1-4	5	2	1	1	0	0	16	Wilson	14	4-10	0-2	0-0	1-1	2	0	1	2	0	0	6	2	
Habor	8	3-3	0-1	0-0	1-0	1	0	0	0	0	1	0	Cummings	22	2-6	0-1	2-2	1-1	2	2	3	0	0	0	6	4	
Payne	21	2-4	0-2	3-3	1-1	2	1	0	1	0	1	4	Mathews	6	2-2	0-0	0-0	0-0	0	1	0	0	0	0	0	4	
Team				3-2		5							Anderson	10	2-2	0-0	1-2	0-1	1	3	0	1	0	1	0	5	
Totals	200	28-67	8-29	21-25	10-22	32	22	15	13	2	11	85	Team				3-2		5								

FG% Florida: 49% Florida State: 49% 3FG% Florida: 21% Florida State: 15%
 FT% Florida: 84% Florida State: 72% Technical Fouls: None
 Attendance: 12,153 Referees: Tim Higgins, Mike Stuart, Timothy Nestor

Game 2

November 23, 2000

Ohio State

ANCHORAGE, AK — Perfect shooting and 23 points by Brian Brown led Ohio State to a 90-65 victory over Florida State in a first-round game of the Great Alaska Shootout. Brown hit all nine of his shots, including five from 3-point range. His 16 points in the first half paced the Buckeyes to a nine-point lead. After halftime, the Buckeyes (2-0) went on a 12-2 run that opened a double-digit lead they never relinquished. Darby led the way with a dunk and a pair of jump shots. Ohio State shot 70 percent in the first half and 60 percent for the game. Ken Johnson, blocked five shots, pulled down six rebounds and scored 16 points for Ohio State. Florida State (0-2) played well in the first half with help from its bench. Reserve Mike Mathews led the Seminoles with 16 points, 11 of them in the first half.



Florida State Ohio State 65 90													Thursday, November 23, 2000 • 5:00 p.m. Anchorage, AK Sullivan Arena													
Fla. State	Min.	FG	3FG	FT	O-D	Reb.	F	A	T	B	S	Pts.	Ohio St.	Min.	FG	3FG	FT	O-D	Reb.	F	A	T	B	S	Pts.	
Joiner	38	2-4	1-1	2-2	0-1	1	3	1	0	0	2	7	Starks	21	4-8	2-4	0-0	0-0	8	1	5	0	0	0	0	10
Dixon, A.	28	1-5	0-2	1-1	4-1	5	1	2	3	0	1	3	Williams	30	3-9	0-0	0-0	0-0	7	2	1	2	0	0	0	6
Dixon, N.	12	5-10	0-0	2-2	2-2	4	0	0	2	0	0	12	Johnson	29	5-9	0-0	0-0	0-0	10	6	2	0	0	0	0	15
Crawford	26	5-10	1-6	1-1	1-2	3	0	2	1	0	1	6	Darby	29	6-10	2-4	0-0	0-0	1	1	3	1	0	1	15	
Arrington	34	2-9	1-6	0-0	0-1	1	0	0	0	0	0	13	Brown	29	8-9	5-6	3-3	0-1	1	1	5	1	0	0	0	25
Lowery	7	3-5	0-0	3-3	0-0	0	0	2	0	0	0	0	Comely	17	1-2	1-2	0-0	1-5	6	2	1	2	0	0	2	2
Wilson	19	0-2	0-0	0-0	0-1	1	1	0	1	0	0	0	Robinson	10	0-3	0-0	0-0	0-0	0-4	1	4	0	0	0	0	0
Cummings	18	1-4	0-0	0-0	0-1	1	2	2	1	0	0	2	Rednic	2	2-2	0-0	2-2	1-1	2	0	0	0	0	0	0	0
Mathews	16	6-11	0-0	4-4	1-1	2	2	0	1	1	0	16	Heflin	2	0-1	0-0	0-0	0-0	0	0	0	0	0	0	0	0
Anderson	11	2-2	0-0	0-0	0-0	0	2	0	0	1	0	4	Smith	2	0-1	0-0	0-0	1-0	1	0	0	0	0	0	0	0
Team				3-2		5							Popelich	2	0-0	0-0	0-0	0-0	0	0	1	0	0	0	0	0
Totals	200	22-50	3-20	18-23	11-22	23	14	15	9	2	4	65	Dusky	10	1-2	0-0	2-2	0-0	0	3	1	0	0	0	0	4

FG% Florida State: 37% Ohio State: 60% 3FG% Florida State: 15% Ohio State: 37% FT% Florida State: 78% Ohio State: 83%
 Technical Fouls: None Attendance: 7,303
 Referees: Randy McCall, Kerry Wilson, Bernard Jackson

Game 3

November 24, 2000

DePaul No. 21

ANCHORAGE, AK — Imari Sawyer scored 18 points, had 10 assists and hit a pivotal jumper late in the game as No. 21 DePaul beat Florida State 80-74 in the second round of the Great Alaska Shootout. Sawyer hit a 12-foot jumper from the wing to stem a Florida State rally after the Seminoles closed to 73-70 on a pair of 3-pointers by Adrian Crawford with three minutes left. DePaul then scored its final five points on free throws. The first 15 minutes featured five ties and eight lead changes. The Seminoles outbounded the Blue Demons 39-31. Nigel Dixon, the Seminoles' 350-pound center, scored 10 first-half points on putbacks and a variety of power moves. DePaul scored two quick baskets in the second half to open a 13-point lead. The Blue Demons then started sending the ball inside to forward Lance Williams, who finished with 17 points. Crawford led Florida State with 14 points. Forward Michael Joiner added 11.



Florida State No. 21 DePaul 74 80													Friday, November 24, 2000 • 2:00 p.m. Anchorage, AK Sullivan Arena														
Fla. State	Min.	FG	3FG	FT	O-D	Reb.	F	A	T	B	S	Pts.	DePaul	Min.	FG	3FG	FT	O-D	Reb.	F	A	T	B	S	Pts.		
Joiner	30	6-13	1-3	0-0	2-2	2	4	1	1	0	0	11	Sawyer	35	7-14	2-5	2-2	1-1	2	0	15	5	0	0	1	17	
Dixon, A.	27	3-3	0-0	4-4	3-2	5	2	5	4	0	1	6	Williams	31	7-12	0-0	3-7	1-3	6	1	0	0	0	0	1	16	
Dixon, N.	17	5-7	0-0	2-4	5-8	8	0	0	0	0	1	10	Hunter	33	2-6	0-0	2-2	4-4	6	1	0	0	0	0	6	6	
Crawford	22	5-11	4-8	0-0	0-4	6	1	2	0	0	0	14	Burns	33	2-7	1-4	1-2	1-0	1	0	0	0	0	0	1	6	6
Arrington	32	1-1	1-7	2-2	2-4	6	2	0	0	0	2	5	Simmons	22	4-6	3-3	6-10	0-2	7	4	0	2	0	0	1	20	
Lowery	8	0-0	0-0	0-0	0-0	2	1	3	1	0	0	0	Blair	17	1-3	0-0	0-0	1-1	3	0	1	0	0	0	1	2	
Wilson	11	5-5	0-2	0-0	1-2	3	0	1	0	0	1	4	Jolley	13	2-4	1-2	0-0	0-1	1	0	0	3	1	4	0	1	2
Cummings	17	4-7	1-1	2-2	0-0	0	1	1	2	0	1	9	Oden	15	2-2	0-0	1-1	0-0	1	1	0	0	0	0	0	1	2
Mathews	16	3-10	0-2	1-2	4-6	3	3	0	0	2	2	7	Team				2-2		4								
Anderson	10	0-1	0-0	2-2	1-0	1	1	0	2	1	0	2	Totals	200	27-66	7-14	19-28	12-19	31	11	19	13	1	4	80		
Team				1-2		3							Florida State (0-3)													74	
Totals	200	28-68	6-21	12-16	10-20	39	18	18	14	3	8	74	DePaul (2-1)													80	

FG% Florida State: 41% DePaul: 48% 3FG% Florida State: 28% DePaul: 50%
 FT% Florida State: 75% DePaul: 67% Technical Fouls: None
 Attendance: 7,761 Referees: Randy McCall, Bob Stefan, Bruce Conson

Game 4

November 25, 2000

Rhode Island

ANCHORAGE, AK — Nigel Dixon muscled his way to 23 points as Florida State beat Rhode Island, 86-71, in the third round of the Great Alaska Shootout. The Seminoles won their first game of the season by consistently finding the 6-10, 350-pound Dixon for lean-in baskets. Florida State dominated underneath the basket, outbounding the Rams 49-27. Dixon and Michael Joiner each had 10 rebounds. The Rams closed to 52-48 on a free throw by Tavorris Bell with 14:37 left in the second half. But three Dixon free throws and two baskets off putbacks boosted the lead to 69-56. The Rams managed just two free throws in the first five minutes as the Seminoles ran up a 16-2 lead. Rhode Island (1-4) closed to 30-26 on a 12-4 run with about five minutes left in the half with Dinno Daniels scoring nine, but Ryan Lowery and Adrian Crawford hit 3-pointers to blunt the comeback. Bell led Rhode Island scoring with 29.



Florida State Rhode Island 86 71													Saturday, November 25, 2000 • 12:00 noon Anchorage, AK Sullivan Arena													
R. Island	Min.	FG	3FG	FT	O-D	Reb.	F	A	T	B	S	Pts.	Fla. State	Min.	FG	3FG	FT	O-D	Reb.	F	A	T	B	S	Pts.	
Bell	38	9-16	1-3	10-14	5-1	6	4	2	3	1	2	29	Joiner	31	4-8	0-0	4-4	4-6	10	4	0	0	0	1	12	
Evans	15	0-1	0-0	2-4	2-1	3	4	0	1	0	0	2	Dixon, A.	27	2-5	0-1	0-0	1-3	4	2	0	3	0	0	4	
Scott	31	0-3	0-1	0-0	0-6	6	5	0	2	1	0	0	Dixon, N.	22	9-12	0-0	5-6	4-6	10	4	3	6	0	0	22	
Daniels	27	6-16	1-6	4-4	0-1	1	3	2	2	0	2	17	Crawford	25	7-11	2-4	0-0	0-2	2	2	3	1	0	1	16	
Marsbury	34	6-14	1-6	2-2	1-2	3	4	3	3	0	0	15	Arrington	30	4-8	1-2	6-8	0-1	1	3	0	4	0	1	15	
Vellus	10	1-1	0-0	0-0	0-0	1	1	1	0	1	0	2	Lowery	11	1-1	0-0	0-0	0-0	0	0	4	1	0	0	2	
Rogers	6	1-2	1-2	0-0	0-1	1	1	0	0	0	0	3	Wilson	11	1-2	1-1	0-0	0-1	1	1	0	1	0	0	3	
Smith	29	1-7	1-6	0-0	1-2	3	2	0	2	0	2	3	Cummings	19	2-5	0-1	0-0	1-3	4	2	4	2	0	0	4	
Team				0-2		2							Mathews	21	2-8	0-0	1-2	3-6	9	3	0	1	1	0	5	
Totals	200	24-62	5-24	18-23	12-15	27	23	17	13	3	6	71	Anderson	5	0-0	0-0	1-0	0-1	1	2	0	1	0	0	0	1

FG% Rhode Island: 38% Florida State: 54% 3FG% Rhode Island: 28% Florida State: 30% FT% Rhode Island: 64% Florida State: 67%
 Technical Fouls: None Attendance: 5,673
 Referees: Shawn Loughry, Kerry Wilson, Joel Mead

Review

F S U SEMINOLE BASKETBALL



Game 5

November 29, 2000

Minnesota

TALLAHASSEE, FL — Terrance Simmons scored 19 points, including four free throws in the final minute, to lead Minnesota to a 76-71 victory over Florida State in the ACG/Big Ten Challenge. The Golden Gophers took control in the final three minutes of a back-and-forth game that included 15 ties. Forward Mike Bauer hit a 3-point shot with 2:37 left to give Minnesota a 68-65 lead. The Golden Gophers limited Florida State's top three scorers — Nigel Dixon, Michael Joiner and Adrian Crawford — to a total of 15 points. Minnesota hit 10 of 16 shots from 3-point range, while Florida State hit only 3 of 11.



Florida State		Minnesota		71		76		Wednesday, November 29, 2000 • 8:00 p.m.	
Minnesota		Florida State		Tallahassee, FL		Tallahassee Leon County Civic Center			
Minnesota	Min. FG 3FG FT O-D Reb. F A T B S Pts.	Florida State	Min. FG 3FG FT O-D Reb. F A T B S Pts.						
Stokematt	35 25 0-0 3-4 1-6 2 2 4 1 0 1 7 7	Joiner	29 24 0-0 4-4 2-10 12 1 2 0 0 0 3 8						
Rychart	35 27 0-2 4-5 4-5 9 1 4 2 0 1 8 8	Dixon A	28 57 0-1 0-0 1-2 3 3 1 3 1 1 10 10						
Wideman	15 0-1 0-0 0-0 1-1 2 2 0 0 1 0 0 0 0	Dixon N	12 0-0 0-0 0-0 3-1 2 2 0 0 0 0 0 3						
Simmons	31 61-2 3-4 4-6 0-2 2 2 2 4 2 1 1 19 19	Crawford	21 2-5 1-5 2-2 1-1 2 2 0 1 2 0 0 7 7						
Spring	22 3-9 1-2 1-1 0-3 3 4 1 0 0 0 1 6 6	Amington	33 5-10 0-3 3-4 2-4 4 4 1 7 3 0 0 13 13						
Bullston	18 4-5 2-3 0-1 0-0 0 1 2 0 0 0 0 10 10	Lowe	5 0-0 0-0 0-0 0-0 0 0 0 0 0 0 0 0 0						
Fleming	9 1-2 0-0 2-5 0-1 1 0 0 0 0 0 0 4 4	Wilson	12 2-2 2-2 4-4 0-1 1 1 4 0 0 0 1 3 13						
Bennett	14 5-6 2-0 0-0 0-0 1 1 0 0 0 0 0 12 12	Cummings	22 5-7 0-0 5-7 1-1 2 2 2 0 1 0 1 15 15						
Bauer	20 3-6 2-2 0-0 1-0 1 1 4 0 0 1 1 5 5	Mattews	28 2-5 0-3 4-4 0-3 3 4 0 0 1 5 5 8 8						
Heiser	1 0-0 0-0 0-0 0-0 1 1 0 1 0 0 0 0 0	Anderson	8 0-3 0-3 0-0 3-1 2 0 0 1 0 0 0 0 0						
Team	1-2 3 3	Team	2-2 4 4						
Totals	200 25-53 10-16 14-22 8-22 30 18 15 10 2 6 76	Totals	200 23-56 3-11 23-25 13-26 39 19 13 10 7 3 71						
FG%: Minnesota, .491 Florida State, .411		3FG%: Minnesota, .635 Florida State, .273		Minnesota (5-1)		33 41		— 78	
FT%: Minnesota, .656 Florida State, .736		Technical Fouls: None		Florida State (1-4)		33 38		— 71	
Attendance: 4,575		Referees: Frank Scapotta, Lory Rose, Jamie Luckie							

Game 6

December 4, 2000

Furman

TALLAHASSEE, FL — Guilherme DaLuz and Karim Souchu each scored six points in overtime as Furman defeated Florida State 79-74. Florida State forced overtime after coming from an 11-point deficit the final four minutes of regulation. Souchu led the victorious Paladins with 24 points, followed by Anthony Thomas' 18 points and DaLuz's 17 points. Florida State tied the game at 66-66 with 25 seconds left on a steal and layup by Antwuan Dixon. Antwuan Dixon led the Seminoles with 17 points and 12 rebounds. Michael Joiner finished with 14 and 6-foot-10, 350-pound Nigel Dixon added 12 points.



Florida State		Furman		(OT) 64		79		Monday, December 4, 2000 • 8:00 p.m.	
Furman		Florida State		Tallahassee, FL		Tallahassee Leon County Civic Center			
Furman	Min. FG 3FG FT O-D Reb. F A T B S Pts.	Florida State	Min. FG 3FG FT O-D Reb. F A T B S Pts.						
Ziegler	35 3-7 0-0 0-1 0-1 1 2 2 0 1 2 3 3	Joiner	40 7-10 5-1 0-0 2-6 8 8 3 3 1 1 13 13						
Dilligard	35 2-5 0-0 0-1 3-7 9 4 1 3 1 0 0 4 4	Dixon A	35 7-10 3-3 3-3 9-19 4 2 3 3 0 0 2 17 17						
Souchu	38 9-17 3-7 5-9 3-4 7 1 1 3 2 1 24 24	Dixon N	20 3-4 0-0 6-6 2-3 2 2 0 1 0 0 10 10						
Thomas	38 6-13 5-10 1-2 3-3 0 2 0 1 0 3 18 18	Amington	29 3-6 1-2 3-3 0-0 2 2 0 2 2 0 0 6 6						
Giluz	42 4-12 0-1 9-11 0-8 5 3 7 3 0 5 17 17	Cummings	29 1-4 0-0 8-8 1-1 2 0 2 2 0 0 0 6 6						
Novak	23 1-2 0-0 3-3 0-1 3 3 2 1 2 0 0 2 2	Crawford	22 1-2 0-0 5-6 0-4 4 1 2 1 1 0 1 7 7						
Pozana	5 0-0 0-0 0-0 0 0 1 0 0 0 0 0 0 0	Lowe	15 0-2 0-0 3-3 0-1 1 2 1 1 0 0 0 0 0						
Esser	7 1-1 0-0 3-3 0-0 1 1 2 1 0 0 3 2 2	Wilson	15 1-2 0-3 3-3 0-0 1 1 0 0 1 0 0 0 0 5 5						
Serachin	12 1-1 0-0 3-3 0-1 1 1 4 2 2 0 0 2 2	Mattews	19 1-2 0-0 3-3 1-1 2 3 0 0 0 0 0 0 0 2 2						
Team	3-0 0 0	Anderson	8 0-0 0-0 3-3 0-0 0 0 0 1 0 0 0 0 0						
Totals	225 28-58 8-16 15-24 7-20 27 21 19 12 5 10 79	Totals	225 24-54 1-10 25-29 9-27 36 20 12 14 6 5 74						
FG%: Furman, .483 Florida State, .444		3FG%: Furman, .444 Florida State, .100		Furman (3-3)		40 36		13 — 79	
FT%: Furman, .625 Florida State, .602		Technical Fouls: None		Florida State (1-3)		34 32		8 — 74	
Attendance: 4,382		Referees: Mike Wood, Reggie Collier, Raymond Byrnes							

Game 7

December 7, 2000

South Florida

TALLAHASSEE, FL — Freshman Jimmy Baxter scored 12 points off the bench to lead South Florida to a 69-54 win over Florida State at the Leon County Civic Center. South Florida's harassing zone defense held the Seminoles to 27 percent shooting and helped lead the Bulls to a 41-21 halftime lead. The Bulls defense held guard Michael Joiner, Florida State's leading scorer, to one point. He came into the game averaging 11 points. Cedric Smith and Sam Sanders each added 10 points for South Florida, who won in Tallahassee for the first time since 1985. Delvon Arrington and Andrew Wilson were the only Seminoles in double figures with 11 points each. The loss was Florida State's third straight at home.



Florida State		South Florida		54		69		Thursday, December 7, 2000 • 7:00 p.m.	
South Florida		Florida State		Tallahassee, FL		Tallahassee Leon County Civic Center			
S Florida	Min. FG 3FG FT O-D Reb. F A T B S Pts.	Florida State	Min. FG 3FG FT O-D Reb. F A T B S Pts.						
Smith	24 4-6 2-3 0-0 0-1 1 5 1 0 0 0 1 10 10	Joiner	18 0-4 0-1 1-2 5-8 8 4 0 2 0 0 1 1 1						
Wilson	13 3-6 0-0 1-6 2-4 5 4 1 0 0 1 3 7 7	Dixon A	26 3-7 0-1 2-4 2-5 5 2 0 0 0 0 0 6 6						
Moore	16 0-0 0-0 1-2 3-2 4 2 0 0 0 1 0 1 1	Dixon N	21 3-7 0-0 3-4 4-4 6 2 0 0 0 0 0 9 9						
Sanders	22 5-8 0-0 0-1 1-6 1 0 0 0 1 0 0 10 10	Dawford	20 3-6 0-0 5-5 1-2 1 3 2 3 2 0 0 3 3						
Korn	21 2-7 3-4 3-5 1-3 1 3 1 0 0 0 2 9 9	Amington	26 3-4 0-0 3-6 0-3 2 0 0 0 0 0 0 3 11 3						
Green	20 1-3 0-1 3-4 1-3 4 3 1 0 0 1 4 1 1	Lowe	15 0-1 0-1 0-1 0-1 0 0 0 0 0 0 0 0 0 0						
Reeves	17 0-5 0-0 3-2 5-2 5 3 0 2 1 1 3 6 6	Murray	1 0-0 0-0 0-0 0-1 0 0 0 0 0 0 0 0 0 0						
Abbey	19 3-5 0-0 3-4 1-1 4 1 1 2 0 0 1 1 1	Waller	19 1-2 1-2 6-10 2-2 0 0 0 0 0 0 0 11 11						
Jackson	6 2-5 0-1 3-3 2-2 2 2 0 0 0 0 0 4 4	Howell	1 0-0 0-0 0-0 0-0 0 0 0 0 0 0 0 0 0 0						
Leather	4 0-4 0-0 0-0 2-2 1 0 0 0 0 0 0 0 0	Hewitt	2 0-0 0-0 1-2 0-0 0 0 0 0 0 0 0 0 1 1						
Baxter	11 4-6 2-4 2-3 0-1 1 2 0 0 0 0 0 12 12	Cummings	10 1-6 1-1 5-8 0-1 1 0 0 1 0 0 1 3 3						
Barnfield	14 1-2 0-0 3-4 1-0 1 4 1 4 0 0 0 5 5	Mattews	23 2-4 0-0 3-3 0-1 1 0 0 1 1 1 1 4 4						
McDonald	4 0-1 0-0 3-3 0-3 0 0 0 0 0 0 0 0 0	Anderson	10 0-1 0-0 3-3 0-2 2 2 0 0 3 1 3 0 3						
Team	2-1 2 3	Team	3-1 4 4						
Totals	200 25-56 6-15 11-21 17-24 41 33 11 15 4 11 59	Totals	200 12-44 4-13 26-42 16-21 39 16 6 19 3 4 54						
FG%: South Florida, .448 Florida State, .273		3FG%: South Florida, .420 Florida State, .302		South Florida (3-3)		41 38		— 69	
FT%: South Florida, .858 Florida State, .619		Technical Fouls: None		Florida State (1-4)		21 33		— 34	
Attendance: 4,191		Referees: Jon Doughty, Charles Range, Rick Crawford							

Game 8

December 9, 2000

Vanderbilt

NASHVILLE, TN — Corey Moore and Matt Freije combined to ignite a 16-3 run that opened the second half as Vanderbilt defeated Florida State 72-60. The Commodores got seven points from Moore and five from Freije during the decisive stretch that turned a 32-29 halftime lead over the Seminoles into a commanding 48-32 lead at the 13:38 mark. Depth was a key factor for the Commodores, who got 38 of their 72 points from non-starters. Sam Howard came off the bench to pace Vanderbilt with 16 points. Moore usually a starter but bothered recently by a pulled stomach muscle that has prevented him from practicing, scored 14 points in a reserve role for the Commodores. Greg LaPointe added 10 points for Vanderbilt. Moore also tied LaPointe for the team high in rebounds with seven. Five of Moore's seven rebounds came on the offensive end. Adrian Crawford of Florida State led all scorers with 25 points, the only Seminoles player to reach double figures.



Florida State		Vanderbilt		60		72		Saturday, December 9, 2000 • 5:00 p.m.	
Vanderbilt		Florida State		Nashville, TN		Memorial Gym			
Florida State	Min. FG 3FG FT O-D Reb. F A T B S Pts.	Vanderbilt	Min. FG 3FG FT O-D Reb. F A T B S Pts.						
Joiner	20 2-6 0-1 0-0 0-2 2 0 1 2 1 0 0 4 4	Hurdley	6 1-1 0-0 1-2 1-1 2 0 1 0 0 0 0 3 3						
Dixon A	23 3-6 2-2 1-2 1-5 6 4 2 0 0 1 1 9 9	Freije	19 4-6 1-1 3-3 0-2 2 0 1 2 0 0 0 9 9						
Dixon N	20 2-3 0-0 0-0 0-0 5 3 0 0 0 0 0 4 4	LaPointe	29 6-10 0-0 2-4 3-4 7 1 1 3 2 0 1 19 19						
Crawford	34 9-16 1-3 1-1 0-1 4 2 1 1 0 0 1 25 25	Lake	33 1-2 0-1 3-4 0-3 3 1 1 3 2 0 2 5 5						
Amington	20 1-8 0-4 4-6 0-2 2 1 3 4 0 0 0 6 6	Rehmond	21 2-6 0-1 3-6 1-2 1 0 0 2 0 1 7 7						
Lowe	15 0-1 0-1 0-0 0-1 1 0 0 0 0 0 0 0 0	Courtesy	9 0-2 0-0 0-0 0-0 1 0 0 1 0 1 1 1 1						
Wilson	8 0-1 0-1 0-0 0-1 1 0 0 0 0 0 0 0 0	Pearce	3 0-2 0-2 1-1 2 1 1 1 0 0 0 0 0 0						
Cummings	20 3-4 1-2 0-4 4 1 4 2 0 0 0 8 8	Howard	28 5-14 4-8 0-0 1 1 2 1 0 0 0 18 18						
Mattews	21 1-3 0-0 0-0 0-3 3 2 0 0 1 2 2 2 2	Carter	1 0-0 0-0 0-0 0-0 0 0 0 0 0 0 0 0 0 0						
Anderson	11 0-0 0-0 0-0 1-1 2 2 0 1 2 0 0 0 0	Moore	38 5-13 1-4 3-4 5-7 7 3 2 0 0 1 14 14						
Team	1-1 2 2	Williams	23 2-3 0-1 4-4 2-5 7 1 3 0 1 2 6 6						
Totals	200 22-52 10-23 6-10 7-25 32 18 14 20 6 5 60	Totals	200 25-61 6-16 16-26 15-24 39 10 17 9 4 8 72						
FG%: Florida State, .422 Vanderbilt, .410		3FG%: Florida State, .426 Vanderbilt, .333		Florida State (1-7)		29 31		— 60	
FT%: Florida State, .610 Vanderbilt, .615		Technical Fouls: None		Vanderbilt (5-1)		32 43		— 72	
Attendance: 11,815		Referees: Andre Palala, Leslie Jones, Gary Maseell							



Game 9

Jacksonville

December 17, 2000

TALLAHASSEE, FL — Sophomore Mike Mathews, making his first career start, scored 14 points as Florida State beat Jacksonville 75-61. The Seminoles scored 12 straight points in the middle of the second half to break open the game. Antwan Dixon and Monte Cummings scored 13 points each for Florida State. Delvon Arrington had 11 and Michael Joiner added 10. Guard Shawn Platts led Jacksonville with 17 points, including 13 in the first half. Brandon Williams scored 12 and Kris Hunter added 12. Jacksonville, which entered the game unbeaten, led at halftime 36-33. Florida State was trailing 42-40 with 15:27 left when it started its 12-point run with a 3-point shot by Arrington. Jacksonville didn't draw closer than six points the rest of the game. The win snapped a four-game losing streak for the Seminoles.



Florida State		75	Thursday, December 17, 2000 • 1:00 p.m.		Tallahassee, FL								
Jacksonville		61	Tallahassee Leon County Civic Center										
J/Ville	Min.	FG	3FG	FT	O-D	Reb.	F	A	T	B	S	Pts.	
Williams	24	3-10	2-6	5-5	0-0	5	0	0	0	0	0	13	
Kozlowski	19	0-0	0-0	0-0	1-3	4	4	0	4	1	2	0	
Hunter	28	3-7	0-0	6-6	2-5	8	3	2	4	5	1	17	
Platts	36	5-14	2-5	5-6	1-3	4	4	1	1	0	2	17	
Frazier	27	1-6	0-2	1-2	2-1	3	3	1	4	0	0	3	
Simmons	1	1-1	0-0	0-0	0-0	0	0	0	0	0	0	2	
White	1	0-0	0-0	0-0	0-1	1	0	0	0	0	0	0	
Daniels	4	0-1	0-0	0-0	0-0	1	1	0	0	0	0	0	
Jones	13	1-2	0-0	2-2	0-0	0	4	0	0	0	0	2	
Sheppard	11	1-2	0-1	2-2	0-0	0	2	0	1	0	0	4	
Howard	1	0-0	0-0	0-0	0-1	1	1	0	0	0	0	0	
Rickerson	21	1-5	0-1	4-4	0-2	2	1	0	1	0	0	6	
Team						13	4						
Totals		200	16-50	4-15	25-29	8-19	27	26	7	14	6	10	61

Fla. State	Min.	FG	3FG	FT	O-D	Reb.	F	A	T	B	S	Pts.
Joiner	26	4-8	0-0	2-2	1-2	6	5	0	2	0	0	10
Dixon, A.	32	4-8	1-3	4-4	1-2	11	4	0	1	2	1	13
Mathews	27	7-14	0-0	6-6	1-5	6	3	0	1	1	1	14
Crawford	26	1-5	1-3	0-0	0-2	2	2	5	1	0	1	3
Arrington	38	3-8	1-3	4-5	1-5	5	2	2	7	4	0	11
Lowery	5	1-2	1-1	0-0	0-0	0	1	0	0	3	0	2
Murray	1	0-1	0-0	0-0	0-0	0	0	0	0	0	0	0
Wilson	13	0-3	0-2	2-2	0-0	0	0	1	0	0	1	2
Cummings	20	5-6	0-1	7-8	1-2	3	4	1	1	0	0	13
Dixon, N.	6	1-2	0-0	4-4	0-1	4	2	0	2	0	0	6
Anderson	11	0-2	0-0	0-0	0-0	0	0	0	0	0	0	0
Team						30	3					
Totals		200	24-53	4-13	23-29	15-27	40	23	14	16	3	75

FG% Jacksonville: 32% Florida State: 45% 3FG% Jacksonville: 26% Florida State: 36% FT% Jacksonville: 62% Florida State: 73%
 Technical Fouls: Crawford (Florida State), Williams (Jacksonville)
 Attendance: 4,272 Referees: Jeff Hancock, Ray Miller, Joe Lindsay

Game 10

Cleveland State

December 19, 2000

CLEVELAND, OH — Jermaine Robinson's layup with eight seconds left in the second overtime gave Cleveland State the lead and Anthony Jackson added a free throw with one second left as the Vikings beat Florida State 87-85. It was Cleveland State's first win ever against an Atlantic Coast Conference team. The Vikings had been 0-3 since the 1976-77 season. Theo Dixon and Robinson each scored 24 points to lead Cleveland State (5-4), which was 10-of-18 on 3-point shooting. Jameal Harris added 18 points. Michael Joiner paced Florida State (2-8) with 22 points and Monte Cummings had 18. But in contrast to Cleveland State's sharp shooting from long range, the Seminoles were 2-of-18 from beyond the arc. In the first half, Cleveland State surged ahead 11-4 before the Seminoles came back to lead 14-13 on Cummings' layup. Florida State built the lead to 26-18, only to see the Vikings fight back to 32-32. Joiner's 3-pointer gave Florida State a 35-34 edge at the half. Cleveland State went up 54-47 with 11:24 left in the second half after a Dixon layup. But Mike Mathews dunked with 4:58 left to put Florida State up again, 59-58. Dixon's jumper with 30 seconds left resulted in a 65-65 score at the end of regulation. Harris hit a 3-pointer that put the Vikings up 73-68 with 1:51 left in the first overtime, but they couldn't score again and Mathews' two free throws with 30 seconds left made it 73-73 and required the second OT period. Joiner's jumper with 10 seconds in the second overtime put Florida State ahead briefly, 85-84.



Florida State		(2 OT) 85	Tuesday, December 19, 2000 • 8:00 p.m.		Cleveland, OH							
Cleveland State		87	Goodman Arena									
Fla. State	Min.	FG	3FG	FT	O-D	Reb.	F	A	T	B	S	Pts.
Joiner	43	8-19	1-3	5-6	1-0	10	0	2	1	0	0	22
Dixon, A.	37	6-8	3-3	2-2	4-7	11	5	2	2	1	0	19
Mathews	30	2-5	0-0	7-10	1-2	6	5	1	1	1	1	11
Oliver	21	0-11	0-7	0-2	1-2	3	4	0	2	0	0	0
Arrington	45	4-9	1-4	4-4	0-5	5	4	5	3	0	2	13
Lowery	4	0-0	0-0	0-0	0-0	0	0	0	0	0	0	0
Wilson	9	0-1	0-0	0-0	0-1	1	1	0	1	0	0	0
Cummings	22	8-16	0-1	2-3	4-4	5	0	0	2	3	0	18
Dixon, N.	12	1-2	0-0	1-4	1-4	4	4	0	1	0	0	3
Anderson	9	1-2	0-0	0-0	0-1	3	2	0	1	0	0	2
Team						43	7					
Totals		250	30-72	2-16	23-36	21-34	55	28	10	14	2	85

C. State	Min.	FG	3FG	FT	O-D	Reb.	F	A	T	B	S	Pts.
Robinson	41	8-13	4-6	4-4	2-2	12	3	4	2	1	0	24
Dixon T.	46	6-18	2-4	4-7	2-3	5	2	1	2	0	4	24
Harris	41	6-13	4-6	4-4	0-2	6	4	1	1	0	2	24
James	41	6-17	4-8	2-2	1-2	3	4	2	2	1	1	16
Jackson	15	0-0	0-0	3-4	0-0	2	1	0	1	0	0	2
Taylor	20	0-3	0-0	1-2	0-3	3	1	1	0	0	0	1
Williams	9	1-4	0-0	0-0	0-1	4	4	0	2	0	0	2
Team						35	6					
Totals		250	28-66	10-19	25-38	14-25	43	23	10	12	7	87

FG% Florida State: 41% Cleveland State: 42% 3FG% Florida State: 11% Cleveland State: 55% FT% Florida State: 63% Cleveland State: 53%
 Technical Fouls: None Attendance: 3,507
 Referees: Bob Conroy, Reggie Coker, Gary Murrell



Left: Mike Mathews averaged a career-high 7.3 points and 3.1 rebounds per game during the 2000-01 season.

Above: Michael Joiner became the second Seminole in school history to be named to the ACC All-Rookie team in 2000-01.

Review

FSU SEMINOLE



BASKETBALL

Game 11

December 21, 2000

Binghamton

TALLAHASSEE, FL — Antwan Dixon scored 16 points and had seven rebounds to lead Florida State to a 79-57 win over Binghamton University. Dixon scored eight points, including two three-pointers, in a 10-0 run to start the second half as Florida State built a 49-25 lead. The Seminoles used its height advantage and a trapping defense to fluster Binghamton. The Bearcats hit only 33.9 percent of their shots and trailed by as many as 31 points in the second half. Seminoles coach Steve Robinson praised Dixon, who scored 14 points and grabbed four rebounds in the second half. "The way he's been played has just been really outstanding," Robinson said. Delvon Arrington scored 14, Adrian Crawford had 13 and Monte Cummings added 11 for Florida State. Jeffrey St. Fort led Binghamton with nine points, while Gabriel Martin scored eight.



Florida State											Binghamton														
79											57														
Thursday, December 21, 2000 • 7:00 p.m.											Tallahassee, FL														
Tallahassee Leon County Civic Center											Tallahassee Leon County Civic Center														
Player	Min.	FG	3FG	FT	O-D	Reb.	F	A	T	B	S	Pts.	Player	Min.	FG	3FG	FT	O-D	Reb.	F	A	T	B	S	Pts.
John	35	9-14	3-5	6-6	6	6	2	1	1	3	4	16	St. Fort	30	9-14	3-5	6-6	6	6	2	1	1	3	4	16
Arrington	22	2-4	0-0	1-2	3	3	0	0	0	0	0	6	Dixon	28	8-9	4-4	6-6	3	3	0	0	0	0	0	18
Crawford	31	1-7	1-3	0-0	0-5	5	1	1	1	0	2	3	Melhus	25	5-8	0-0	1-2	1-4	4	0	0	0	4	1	7
Wilson	21	2-4	0-0	1-1	1	1	0	0	2	0	0	6	Crawford	18	5-10	3-5	0-1	1	1	0	0	2	1	2	15
Dixon	25	2-5	2-5	0-0	0-1	1	0	0	2	0	0	6	Arrington	27	5-8	0-0	4-5	1-4	5	1	2	2	0	3	14
Knapp	14	1-2	1-2	0-0	1	1	0	0	2	0	2	3	Lovely	13	0-2	0-1	0-0	1	1	0	0	0	0	0	0
Washington	12	2-4	1-2	2-2	0	0	1	1	0	0	1	7	Murray	1	0-0	0-0	0-0	0-0	0	0	0	0	0	0	0
Campbell	15	2-4	1-2	0-0	1-2	3	2	1	4	0	0	5	Wilson	20	3-7	0-0	2-2	1	1	0	0	1	0	0	6
St. Fort	22	3-6	1-1	3-3	3	3	0	0	1	0	0	9	Moran	1	0-1	0-1	0-0	0-0	0	0	0	0	0	0	0
Verkey	11	1-5	1-5	0-0	0-1	1	0	0	0	0	0	3	Cummings	24	5-13	0-1	1-1	1-2	3	3	4	2	0	0	11
White	6	0-1	0-0	0-0	0-1	1	0	0	1	2	0	0	Dixon	11	2-2	0-0	0-0	1-2	3	1	1	1	0	0	4
Mechanic	7	0-0	0-0	0-0	0-0	0	0	0	0	0	0	0	Anderson	4	0-1	0-0	0-0	0-0	0	0	0	0	1	0	0
Team	7	1	1	1	1	1	0	0	0	0	0	3	Team	0	0	0	0	0	0	0	0	0	0	0	0
Totals	200	19-56	10-30	9-13	12-22	34	14	12	20	2	8	57	Totals	200	32-65	7-17	6-10	10-27	37	15	19	12	6	11	79
FG% Binghamton: 33.9 Florida State: 49.2	3FG% Binghamton: 33.3	Binghamton (4-8)	25	32	- 57	Florida State (3-8)	39	40	- 79				FG% Duke: 49.0 Florida State: 47.5	3FG% Duke: 48.9 Florida State: 70.0											
FT% Binghamton: 89.2 Florida State: 93.0	Technical Fouls: None	Attendance: 3,885	Referees: John Clougherty, Leslie Jones, Alan Southam				FT% Duke: 85.4 Florida State: 54.2	Technical Fouls: None	Attendance: 4,327	Referees: Andre Patisio, Michael Kim, Bob Doran															

Game 12

December 30, 2000

Morgan State

TALLAHASSEE, FL — Adrian Crawford scored 19 points, including 11 in the second half, to lead Florida State to a 74-64 win over Morgan State. After trailing at halftime, Florida State took the lead in the middle of the second half. Crawford hit one of his five 3-pointers with 10:35 left to give the Seminoles the lead for good. Delvon Arrington had 14 points, six assists and five steals for Florida State. Nigel Dixon added 11 points and 10 rebounds. Curtis King led Morgan State (2-6) with 17 points and seven rebounds. Anton Jenifer scored 15 points and Randy Dukes added 12. Morgan State took a 34-32 halftime lead after Dukes hit a 3-pointer with 28 seconds left in the half. Arrington hit a 3-pointer with 14:35 left in the game to give Florida State a 42-40 lead. The Bears led three more times before Crawford put the Seminoles in front with 10:35 remaining. The final 10-point margin was the largest lead by either team. Florida State had a 49-30 rebound advantage.



Florida State											Morgan State														
74											64														
Saturday, December 30, 2000 • 2:00 p.m.											Tallahassee, FL														
Tallahassee Leon County Civic Center											Tallahassee Leon County Civic Center														
Player	Min.	FG	3FG	FT	O-D	Reb.	F	A	T	B	S	Pts.	Player	Min.	FG	3FG	FT	O-D	Reb.	F	A	T	B	S	Pts.
John	34	7-11	3-5	3-4	1-6	7	4	2	2	1	2	17	John	21	4-9	0-0	1-2	1-2	3	4	1	4	1	1	9
Arrington	22	3-5	0-0	3-3	3	3	5	0	6	2	3	9	Dixon	34	0-0	0-0	1-2	1-6	7	5	0	0	1	1	1
Crawford	31	1-7	1-3	0-0	0-5	5	1	1	1	0	2	3	Diaper	28	5-7	0-0	1-2	5-5	10	1	0	2	1	1	11
Wilson	21	2-4	0-0	1-1	1	1	0	0	2	0	0	6	Crawford	25	6-11	3-9	2-2	0-2	2	0	1	1	1	1	19
Dixon	25	2-5	2-5	0-0	0-1	1	0	0	2	0	0	6	Arrington	32	5-11	2-5	2-4	2-4	6	0	0	6	4	0	14
Knapp	14	1-2	1-2	0-0	1	1	0	0	2	0	2	3	Lovely	7	0-0	0-0	0-0	0-1	1	0	0	0	0	0	0
Washington	12	2-4	1-2	2-2	0	0	1	1	0	0	1	7	Wilson	15	1-4	1-4	2-2	1	1	0	0	2	0	2	5
Campbell	15	2-4	1-2	0-0	1-2	3	2	1	4	0	0	5	Cummings	26	1-8	0-0	4-12	1-3	3	2	0	2	0	2	11
St. Fort	22	3-6	1-1	3-3	3	3	0	0	1	0	0	9	Anderson	11	2-2	0-0	0-2	1-3	3	2	0	0	0	0	4
Verkey	11	1-5	1-5	0-0	0-1	1	0	0	0	0	0	3	Team	0	0	0	0	0	0	0	0	0	0	0	0
White	6	0-1	0-0	0-0	0-1	1	0	0	1	2	0	0	Team	0	0	0	0	0	0	0	0	0	0	0	0
Mechanic	7	0-0	0-0	0-0	0-0	0	0	0	0	0	0	0	Totals	200	23-49	5-12	17-25	8-15	23	22	12	13	1	7	68
Team	7	1	1	1	1	1	0	0	0	0	0	3	FG% Morgan State: 45.1 Florida State: 43.6	3FG% Morgan State: 53.3	Morgan State (2-6)	34	30	- 64	Florida State (4-8)	32	42	- 74			
Totals	200	23-49	5-12	17-25	8-15	23	22	12	13	1	7	68	FG% Duke: 49.0 Florida State: 47.5	3FG% Duke: 48.9 Florida State: 70.0	FT% Duke: 85.4 Florida State: 54.2	Technical Fouls: None	Attendance: 3,784	Referees: Raymond Storts, Alan Southam							

Game 13

January 4, 2001

Duke No. 3

TALLAHASSEE, FL — Jason Williams, Shane Battier and Nate James combined for 70 points as the third-ranked Blue Devils coasted to their 18th win in 19 games in ACC play against the Seminoles. Battier and James each scored 22 points and Mike Dunleavy added 15, combining to shoot 9-for-20 from the arc. Florida State made seven of 10 from long range, but didn't get nearly as many shots. The Blue Devils jumped to a 23-9 lead midway through the first half and opened their largest lead at 88-54 with 8:43 left. Carlos Boozer's game-high nine rebounds led Duke to a 43-29 lead. The Blue Devils had 21 offensive rebounds, leading to 21 second-chance points. Cummings led Florida State with 19 points and freshman Michael Joiner added 16. Adrian Crawford and Antwan Dixon were also in double figures for the Seminoles with 11 and 10 points, respectively.



Florida State											Duke No. 3														
72											99														
Thursday, January 4, 2001 • 7:00 p.m.											Tallahassee, FL														
Tallahassee Leon County Civic Center											Tallahassee Leon County Civic Center														
Player	Min.	FG	3FG	FT	O-D	Reb.	F	A	T	B	S	Pts.	Player	Min.	FG	3FG	FT	O-D	Reb.	F	A	T	B	S	Pts.
John	35	8-11	4-6	2-2	2	2	1	1	2	4	2	21	Joiner	32	7-12	1-3	1-3	1-3	5	0	2	0	0	2	16
Arrington	22	2-4	0-0	1-2	3	3	0	0	0	0	0	6	Dixon	24	3-6	3-3	2-3	2-3	5	4	2	1	1	1	10
Crawford	31	1-7	1-3	0-0	0-5	5	1	1	1	0	2	3	Melhus	20	1-3	0-0	1-4	0-0	0	0	0	0	0	0	3
Wilson	21	2-4	0-0	1-1	1	1	0	0	2	0	0	6	James	24	6-12	3-7	7-8	5	6	7	0	0	0	0	29
Dixon	25	2-5	2-5	0-0	0-1	1	0	0	2	0	0	6	Williams	30	19-18	6-10	0-0	2-2	4	1	5	5	0	1	25
Knapp	14	1-2	1-2	0-0	1	1	0	0	2	0	2	3	Arrington	24	3-6	0-0	0-0	0-2	2	1	5	7	0	1	6
Washington	12	2-4	1-2	2-2	0	0	1	1	0	0	1	7	Simon	7	0-0	0-0	0-0	1	0	0	0	0	0	0	0
Campbell	15	2-4	1-2	0-0	1-2	3	2	1	4	0	0	5	Euler	2	0-1	0-0	0-0	1	0	0	0	0	0	0	0
St. Fort	22	3-6	1-1	3-3	3	3	0	0	1	0	0	9	Sanders	5	2-2	0-0	0-0	0	0	5	0	0	0	0	4
Verkey	11	1-5	1-5	0-0	0-1	1	0	0	0	0	0	3	Dixon	27	1-3	0-0	0-0	1-0	1	2	6	3	0	1	2
White	6	0-1	0-0	0-0	0-1	1	0	0	1	2	0	0	Christensen	11	1-2	0-0	0-1	1	2	5	0	1	2	0	2
Mechanic	7	0-0	0-0	0-0	0-0	0	0	0	0	0	0	0	Love	4	1-2	0-0	0-0	1-3	4	0	0	0	0	0	2
Team	7	1	1	1	1	1	0	0	0	0	0	3	Team	0	0	0	0	0	0	0	0	0	0	0	0
Totals	200	19-56	10-30	9-13	12-22	34	14	12	20	2	8	57	Totals	200	26-55	7-10	13-14	13-17	29	18	13	15	3	6	72
FG% Binghamton: 33.9 Florida State: 49.2	3FG% Binghamton: 33.3	Binghamton (4-8)	25	32	- 57	Florida State (3-8)	39	40	- 79				Duke (12-1, 1-0 ACC)	52	47	- 99									
FT% Binghamton: 89.2 Florida State: 93.0	Technical Fouls: None	Attendance: 3,885	Referees: John Clougherty, Leslie Jones, Alan Southam				FT% Duke: 85.4 Florida State: 54.2	Technical Fouls: None	Attendance: 4,327	Referees: Andre Patisio, Michael Kim, Bob Doran															

Game 14

January 6, 2001

UNC-Asheville

TALLAHASSEE, FL — Monte Cummings scored 19 points and Michael Joiner added 17 to lift Florida State to a 76-68 win over UNC-Asheville. Florida State led throughout the game, though the Bulldogs pulled to within one point at four different times in the second half. Joiner carried the team through a crucial stretch in the middle of the half, scoring eight straight points. The Seminoles outrebounded UNC-Asheville by a 40-23 margin, including grabbing 20 offensive rebounds. The Bulldogs, however, outshot Florida State, with the Seminoles hitting only 32 percent of their shots in the second half. Allan Lovett led UNC-Asheville (6-7) with 16 points and four rebounds and was the only Bulldog to score in double figures. Antwan Dixon added 10 points for Florida State.



Florida State											UNC-Asheville														
76											68														
Saturday, January 6, 2001 • 2:00 p.m.											Tallahassee, FL														
Tallahassee Leon County Civic Center											Tallahassee Leon County Civic Center														
Player	Min.	FG	3FG	FT	O-D	Reb.	F	A	T	B	S	Pts.	Player	Min.	FG	3FG	FT	O-D	Reb.	F	A	T	B	S	Pts.
John	34	7-11	3-5	3-4	1-6	7	4	2	2	1	2	17	Joiner	34	7-12	1-3	2-2	2-2	5	1	1	2	1	3	17
Arrington	22	3-5	0-0	3-3	3	3																			



Game 15

January 9, 2001

Wake Forest No. 6

WINSTON-SALEM, NC — Josh Howard scored 15 points to help No. 6 Wake Forest rebound from its first loss of the season with a 76-53 victory over Florida State. Wake Forest shot just 40 percent for the game, made 7 of 17 3-pointers and was outbounded by Florida State 41-32. But the Deacons used stifling defense, especially in the first half, to control the Seminoles. Florida State opened the second half with a 9-2 run to pull within 37-24 with 17:55 to go. But that was the closest the Seminoles would get as Wake Forest answered with nine straight points to retake control of the game. Mike Mathews led Florida State with 15 points. Monte Cummings added 11 and Michael Joiner had 17 rebounds.



Florida State No. 6 Wake Forest

53
76

Tuesday, January 9, 2001 • 8:00 p.m.
Winston-Salem, NC
Lawrence Joel Veterans Memorial Coliseum

Fla. State	Min.	FG	3FG	FT	O-D	Reb.	F	A	T	B	S	Pts.
Joiner	32	2-13	1-5	3-4	5-12	17	3	1	1	1	2	8
Dixon A.	31	2-4	0-2	0-2	3-5	5	2	1	4	1	2	4
Mathews	25	7-11	0-0	1-1	2-4	5	3	0	0	0	1	15
Crawford	19	1-6	1-4	0-1	1-1	7	0	0	0	1	0	3
Arrington	28	2-7	0-2	2-2	0-0	9	1	5	6	3	0	6
Loveley	13	3-4	0-0	0-0	0-0	0	1	2	0	0	0	6
Murray	1	0-0	0-0	0-0	0-0	0	0	0	0	0	0	0
Walters	15	0-3	0-1	2-2	1-1	1	0	0	0	0	0	4
Haywood	1	0-0	0-0	0-0	0-0	0	0	0	0	0	0	0
Cummings	27	5-10	0-0	1-2	2-2	4	1	2	1	0	1	11
Dixon A.	5	1-3	0-0	0-1	1-1	3	0	0	0	0	0	2
Anderson	6	0-0	0-0	0-0	0-0	0	0	0	0	0	0	0
Team						32						
Totals	200	21-50	2-14	6-13	10-23	41	18	11	16	4	5	53

FG% Florida State: .356 Wake Forest: .448 3FG% Florida State: .143 Wake Forest: .429 FT% Florida State: .832 Wake Forest: .584
 Technical Fouls: None Attendance: 13,530
 Referees: Larry Hope, Rick Hartrick, Leslie Jones

Game 16

January 14, 2001

Maryland No. 14

TALLAHASSEE, FL — Juan Dixon scored 19 points while Terence Morris and Lenny Baxter dominated the boards to lead Maryland to a 76-55 victory over Florida State. Maryland pulled away after leading 36-28 at the half. Morris was held to just 1-of-12 shooting and finished with five points. But he had 14 rebounds while Baxter added 12 points and 13 rebounds to help the Terrapins to a 54-37 advantage on the boards. Florida State drew to 36-32 in the first half minute of the second half, but Maryland pulled away with an 18-6 run to lead 54-38 with 8:27 left. Adrian Crawford led Florida State with 13 points while adding 11 points and Delvon Arrington had 10.



Florida State No. 14 Maryland

55
76

Sunday, January 14, 2001 • 1:30 p.m.
Tallahassee, FL
Tallahassee Leon County Civic Center

Maryland	Min.	FG	3FG	FT	O-D	Reb.	F	A	T	B	S	Pts.
Mason	22	5-9	1-4	4-5	2-2	5	1	1	0	0	0	12
Morris	31	1-12	0-0	3-4	4-10	14	2	2	3	3	0	5
Baxter	33	4-10	0-0	4-10	4-4	15	4	1	0	2	0	12
Dixon	35	9-14	1-2	0-0	1-6	6	2	2	4	1	1	19
Blair	22	2-2	0-0	1-0	1-1	1	0	1	0	0	0	3
Nicholas	21	2-6	1-2	0-0	1-1	2	2	4	0	0	0	4
Wicks	11	3-4	1-1	1-2	2-2	2	0	1	0	0	1	9
Wicksch	11	2-4	0-0	1-1	2-2	2	0	0	0	0	0	5
Walters	7	1-3	0-0	0-0	1-4	5	1	0	1	0	0	2
Team						22						
Totals	200	29-63	4-8	14-25	10-30	54	18	11	14	5	4	76

FG% Maryland: .460 Florida State: .313 3FG% Maryland: .667 Florida State: .214 FT% Maryland: .580 Florida State: .500
 Technical Fouls: None Attendance: 4,637 Referees: Mike Wood, John Cougherty, Curtis Shaw

Game 17

January 16, 2001

Virginia No. 13

CHARLOTTESVILLE, VA — Keith Friel picked a good time for his first 20-point game in three years. Three days after falling to seventh in the Atlantic Coast Conference with a humiliating 42-point loss at Duke, No. 13 Virginia beat Florida State 89-71 Tuesday night, as Friel scored 22 points to lead five Cavaliers in double figures. "He made all the big plays for them," Florida State coach Steve Robinson said of Friel. "He was the difference. We had a chance to have things going our way and he came up big for them." Virginia led by six points at halftime but pushed its lead to 55-40 less than five minutes into the second half with its 3-point shooting. The Cavaliers, who finished 11-for-23 from beyond the arc, shot 3s on seven of their first nine possessions in the second half, connecting on four. Friel had three of the bombs and got fouled on his fourth attempt. As usual, the Cavaliers lived off their pressure defense, converting 21 turnovers into 30 points. The Cavaliers thrived as the game opened up in the second half, making transition baskets inside or kicking it out to the perimeter for 3-point attempts. Friel gave Virginia a 71-58 lead with six minutes remaining on two pull-up 3s in transition. In both cases, senior point guard Donald Hand slashed through the Seminoles defense before dishing to Friel for a wide-open look. Chris Williams had 20 points, six rebounds and three steals for Virginia, while Hand had 15 points, Travis Watson 12 and Roger Mason Jr. 11. Delvon Arrington had 23 points for the Seminoles who got six points from star freshman Michael Joiner. Arrington's 3-pointer gave Florida State a 25-21 lead with 7:20 left in the first half, but went on a 15-0 run and never trailed again.




Florida State No. 13 Virginia

71
89

Tuesday, January 16, 2001 • 8:00 p.m.
Charlottesville, VA
University Hall

Fla. State	Min.	FG	3FG	FT	O-D	Reb.	F	A	T	B	S	Pts.
Joiner	35	2-7	0-0	2-2	2-8	8	1	1	6	1	0	6
Dixon A.	35	2-6	2-4	0-0	2-4	6	5	2	5	0	0	6
Mathews	11	1-2	0-0	0-0	1-1	1	4	0	0	0	0	3
Crawford	34	1-2	1-3	1-1	1-1	1	2	1	2	0	0	10
Arrington	35	3-11	0-2	3-3	0-2	2	2	3	3	0	3	23
Cummings	23	3-7	0-4	2-4	1-1	1	2	1	1	0	0	9
Dixon II	7	1-1	0-0	2-3	1-1	2	4	0	2	0	0	4
Loveley	5	0-1	0-1	0-0	0-3	0	0	1	0	0	0	0
Anderson	19	1-1	0-0	0-1	1-2	3	0	0	1	0	0	2
Watson	8	1-2	0-1	0-0	0-0	0	0	0	1	0	0	2
Team						1-1						
Totals	200	27-50	5-14	12-16	9-17	26	20	9	21	1	3	71

FG% Florida State: .540 Virginia: .537 3FG% Florida State: .257 Virginia: .479 FT% Florida State: .750 Virginia: .825
 Technical Fouls: None Attendance: 8,234 Referees: Michael Kite, Charles Range, Ted Valentine



Delvon Arrington averaged a career-high 11.1 points per game during the 2000-01 season.

Review



Game 18 North Carolina No. 16

January 20, 2001

TALLAHASSEE, FL — Joseph Forte scored a dozen points in a four-minute span late in the game to lead sixth-ranked North Carolina to an 80-70 victory over Florida State. The Seminoles had pulled to 60-57 with 7:42 left on a steal and break-away layup by point guard Delvon Arrington. That's when Forte took over. The slender wing player scored his team's next 12 points, including a pair of 3-point shots, and put the Tar Heels ahead 72-61 with 3:08 left after breaking loose on the base line for a dunk. Forte went 10-of-15 from the field overall, including 4-of-7 on 3-pointers. North Carolina jumped ahead 33-13 on its way to leading 49-30 at halftime, but had to survive a second-half charge by the Seminoles. Kris Lang added 11 points and Jason Capel 10 for the Tar Heels, who shot 48.2 percent for the game. Arrington, who scored a career-high 23 points Tuesday against Virginia, led the Seminoles with 18 points to go along with a game-high five assists. Monte Cummings, who sparked Florida State's second-half comeback along with Arrington, added 14 points. Adrian Crawford had 13, and Michael Joiner 10. Florida State's 375-pound center, Nigel Dixon, contributed a game-high 10 rebounds in 19 minutes, but made just three of 14 shots and finished with six points.



Florida State 70													Saturday, January 20, 2001 • 4:00 p.m.														
No. 16 North Carolina 80													Tallahassee, FL														
													Tallahassee Leon County Civic Center														
N. Car.	Min.	FG	3FG	FT	O-D	Reb.	F	A	T	B	S	Pts.	Fla. State	Min.	FG	3FG	FT	O-D	Reb.	F	A	T	B	S	Pts.		
Capel	30	3/7	3/4	2/2	9/3	8	0	0	1	0	0	10	Joiner	30	5/8	0/1	0/0	1/5	6	2	1	1	1	1	13		
Lang	23	5/10	0/0	1/2	1/3	4	3	2	2	0	0	11	Dixon A.	29	2/4	0/1	0/0	3/5	7	2	2	0	0	0	4		
Haywood	22	3/7	0/0	1/6	3/2	5	4	1	1	1	1	7	Dixon N.	19	3/14	0/0	0/0	1/6	10	3	0	1	0	0	0	6	
Cumy	32	1/2	1/1	2/4	0/5	5	4	2	2	0	2	5	Crawford	29	4/5	3/4	2/2	0/1	1	4	1	2	0	0	0	13	
Forte	33	10/15	4/7	4/4	2/6	8	2	2	2	0	1	26	Arrington	38	6/15	2/4	0/0	1/2	3	2	5	0	0	4	0	18	
Brooker	2	0/0	0/0	0/0	0/0	0	1	0	0	0	0	0	Lowery	3	0/1	0/1	0/0	0/0	0	0	0	0	0	0	0	0	
Owens	16	2/4	1/3	4/4	0/0	0	0	2	0	1	0	9	Wilson	3	1/1	0/0	0/0	0/0	0	0	0	0	0	0	0	0	2
Borke	6	0/3	0/0	0/0	0/0	0	0	2	1	0	1	3	Cummings	24	4/8	0/1	6/6	2/2	4	2	2	4	0	0	0	14	
Johnson	4	0/0	0/0	0/0	0/0	0	0	0	0	0	0	0	Mathews	12	1/5	0/0	1/2	1/0	1	5	0	0	0	0	0	3	
Pescors	25	2/6	0/0	4/6	0/2	4	2	2	1	0	0	8	Anderson	13	0/0	0/0	0/0	1/0	1	0	0	0	0	0	0	0	
Berkovier	5	1/3	0/0	0/0	1/0	1	0	0	0	1	0	2	Team				1/1	2							0		
Team				0/4									Totals	200	28/65	5/15	9/10	13/22	35	22	11	12	1	5	70		
Totals	200	27/66	8/16	16/27	12/25	37	12	15	10	9	5	80	North Carolina (15-2, 3-1 ACC)	49	31	—	53										

Game 19 NC State

January 25, 2001

TALLAHASSEE, FL — Kenny Inge scored 26 points and Damien Wilkins added 25 to lead North Carolina State to an 84-81 overtime win over Florida State. N.C. State led throughout overtime by as much as five points. FSU had a chance to tie the game and force a second overtime, but guard Delvon Arrington missed a 3-point shot as time expired. The Wolfpack hit four-of-five field goals and seven-of-10 free throws in overtime. The Seminoles struggled at the foul line, hitting only 17 of 31 shots. Inge and Wilkins each scored 17 points after halftime for the Wolfpack, while Arrington scored 14 for the Seminoles. Arrington led Florida State with 22 points, including hitting a 3-point shot with eight seconds left in regulation to send the game into overtime.



Florida State (OT) 81													Thursday, January 25, 2001 • 7:00 p.m.													
NC State 84													Tallahassee, FL													
													Tallahassee Leon County Civic Center													
NC St.	Min.	FG	3FG	FT	O-D	Reb.	F	A	T	B	S	Pts.	Fla. State	Min.	FG	3FG	FT	O-D	Reb.	F	A	T	B	S	Pts.	
Wilkins	44	11/21	0/3	3/4	4/5	7	2	0	1	0	1	25	Joiner	20	2/6	0/0	4/6	5/2	5	4	1	0	0	1	8	
Inge	36	6/8	0/1	14/17	1/4	5	3	1	2	1	0	26	Dixon A.	21	3/2	0/0	0/0	1/3	4	4	1	2	0	0	2	6
Williams	18	0/2	0/0	2/4	1/2	2	2	1	1	3	0	2	Dixon N.	16	3/8	0/0	0/0	1/3	6	5	0	2	0	0	0	6
Grandy	43	7/12	2/4	6/9	7/7	4	4	3	3	0	2	16	Crawford	30	3/11	0/0	2/2	1/2	3	2	0	2	0	0	0	9
Crawford	32	1/5	0/1	8/8	1/4	5	4	1	5	0	1	3	Arrington	40	8/11	2/3	4/5	0/3	3	2	3	0	0	0	0	22
Trenton	32	3/6	0/0	2/2	5/5	9	5	0	1	1	0	9	Lowery	5	0/1	0/0	0/0	0/0	0	0	0	0	0	0	0	0
Sherril	19	0/1	0/1	0/0	0/0	0	0	1	1	0	0	2	Wilson	9	2/6	1/1	1/3	1/0	1	0	0	0	0	0	0	6
Sudity	1	0/1	0/1	0/0	0/0	0	0	0	0	0	0	0	Cummings	32	7/15	0/1	3/4	4/1	5	2	1	1	1	0	0	17
Kelley	2	0/1	0/0	0/0	0/1	1	1	0	3	0	0	0	Mathews	36	4/12	0/0	3/5	3/4	7	4	0	1	1	0	11	
Team				3/3									Anderson	16	1/4	0/0	0/0	1/2	3	2	0	1	0	0	2	
Totals	225	28/66	3/11	26/35	13/26	39	21	6	14	5	4	84	Team				3/4	4								
Totals	225	30/72	4/6	17/31	20/21	41	25	6	8	2	6	81	NC State (10-7, 2-4 ACC)	28	44	16	—	84								

FG%: NC State, 50.0; Florida State, 41.7; 3FG%: NC State, 18.2; Florida State, 5.0
 FT%: NC State, 74.3; Florida State, 54.8
 Attendance: 4,607
 Referees: Ted Valentine, Tom Loomis, Bob Dorcas

Game 20 Georgia Tech

January 27, 2001

ATLANTA, GA — Alvin Jones had 26 points, 14 rebounds and four blocked shots Georgia Tech beat Florida State 77-68. Jones' play helped the Yellow Jackets overcome their worst performance of the season from behind the 3-point arc. Tech entered the game averaging nearly 10 3-pointers a contest but hit just 4-of-19 against Florida State. But none of the players the Seminoles used at center could contain Jones, and starter Mike Mathews and reserve David Anderson both fouled out trying. Monte Cummings came off the bench to score 17 points for Florida State, and Antwan Dixon added 15. Point guard Delvon Arrington had 10 points, seven assists, six rebounds and a career-high six steals. Sean Fein scored 12 points for the Yellow Jackets, and Marvin Lewis and Tony Akins had 11 apiece.



Florida State 68													Saturday, January 27, 2001 • 12:00 noon													
Georgia Tech 77													Atlanta, GA													
													Alexander Memorial Coliseum													
Fla. State	Min.	FG	3FG	FT	O-D	Reb.	F	A	T	B	S	Pts.	Ge. Tech	Min.	FG	3FG	FT	O-D	Reb.	F	A	T	B	S	Pts.	
Jones	28	1/6	1/2	0/4	1/4	5	2	2	1	1	2	3	Batu	26	1/3	0/1	6/10	3/4	7	0	2	0	0	1	3	
Dixon A.	24	4/8	4/7	3/4	1/2	4	2	1	2	0	0	15	Lewis	24	2/4	0/1	7/7	0/1	1	3	2	0	0	3	11	
Mathews	13	1/3	0/0	2/2	3/1	1	5	0	2	0	1	4	Jones	34	6/11	0/0	10/16	4/10	14	1	2	6	4	2	26	
Crawford	29	5/14	1/7	3/3	0/3	3	3	8	3	0	1	15	Akins	30	4/8	2/4	1/5	0/3	3	1	4	2	0	2	11	
Arrington	30	4/11	2/7	0/0	1/5	6	1	7	6	0	6	10	Fein	27	5/13	2/7	0/0	0/0	0	3	1	2	0	3	12	
Lowery	1	0/0	0/0	0/0	0/0	0	0	0	1	0	0	0	LSBanks	13	0/4	0/0	1/2	0/1	1	1	0	1	0	0	5	
Wilson	17	2/7	0/1	0/0	1/1	2	0	0	0	0	0	4	Vines	13	0/5	0/0	0/0	2/2	4	4	0	1	0	1	0	
Cummings	25	6/6	0/0	6/6	1/2	3	2	2	5	0	0	17	Lane	16	1/3	0/0	0/0	0/4	4	2	0	1	0	1	2	
Anderson	24	1/4	0/0	0/0	0/0	2	5	0	1	0	0	2	Brooks	8	0/0	0/0	0/0	0/0	0	0	0	2	0	0	0	0
Team				3/3									Ivanhoir	7	1/1	0/0	0/0	0/1	1	2	2	0	0	0	2	
Totals	200	24/58	8/24	12/18	10/24	34	23	14	21	1	10	68	Team				1/1	2								
Totals	200	24/58	8/24	12/18	10/24	34	23	14	21	1	10	68	Totals	200	24/58	8/24	12/18	10/24	34	23	14	21	1	10	68	

Game 21 Clemson

January 31, 2001

TALLAHASSEE, FL — Delvon Arrington scored 16 points to lead Florida State to an 88-84 overtime win over Clemson, giving the Seminoles their first Atlantic Coast Conference victory. Clemson overcame a 13-point second-half deficit to force overtime. But the Seminoles never trailed in the extra period, leading by as many as nine points. Antwan Dixon scored nine points in overtime to spark Florida State, including hitting two free throws with three seconds left to lock up the game. Clemson made only five of its 13 shots in overtime. The Seminoles led 58-45 in the middle of the second half, but Clemson went on a 19-5 run to take a 64-63 lead on a Tony Stockman jumper. It was only Clemson's second lead, with the first coming at the start of the game. Adrian Crawford stopped the run with a short jumper to give the lead back to Florida State. The Seminoles led 68-66 when Clemson's Ray Henderson hit a shot with four seconds left to send the game into overtime. Arrington led five Seminoles in double figures, with Monte Cummings and Michael Joiner each scoring 14. Dixon scoring 12 and Crawford adding 10. Will Solomon led Clemson with 25 points, while Chris Hobbs scored 17.



Florida State (OT) 88													Wednesday, January 31, 2001 • 7:00 p.m.													
Clemson 84													Tallahassee, FL													
													Tallahassee Leon County Civic Center													
Fla. State	Min.	FG	3FG	FT	O-D	Reb.	F	A	T	B	S	Pts.	Clemson	Min.	FG	3FG	FT	O-D	Reb.	F	A	T	B	S	Pts.	
Joiner	43	4/12	1/4	6/6	2/5	7	2	2	2	2	2	14	Cilton	11	1/4	1/2	0/0	1/0	1	2	0	0	0	0	3	
Dixon A.	28	2/6	2/3	6/6	3/1	3	3	0	3	0	1	17	Hobbs	37	6/12	3/0	5/6	8/11	1	3	0	3	0	1	17	
Mathews	23	4/8	3/6	1/3	2/2	4	4	1	1	1	0	9	Henderson	23	4/8	0/0	1/3	2/2	4	4	1	1	1	0	9	
Arrington	29	4/11	2/7	6/13	5/7	6/6	6	2	6	4	0	25	Solomon	40	7/17	6/13	5/7	0/6	6	2	6	4	0	0	0	25
Lane	41	4/11	1/4	2/2	0/5	5	3	2	2	0	2	11	Stockman	29	4/11	2/7	0/0	0/5	5	3	2	2	0	2	11	
Stodden	29	4/11	2/6	0/0	0/3	3	3	2	2	1	3	10	State	41	4/11	2/7	0/0	0/5	5	3	2	2				



Game 22

February 4, 2001

Duke No. 2

DURHAM, NC — Carlos Boozer scored 23 points and Shane Battier 21 as Duke defeated Florida State 100-58...



Box score for Game 22: Florida State No. 2 Duke. Includes player statistics for Florida State and Duke, and game totals.

Game 23

February 10, 2001

Wake Forest No. 15

TALLAHASSEE, FL — 19th-ranked Wake Forest received a balanced scoring attack and strong play off the bench by Robert O'Kelley to beat Florida State 71-65...



Box score for Game 23: Florida State No. 15 Wake Forest. Includes player statistics for Florida State and Wake Forest, and game totals.

Game 24

February 14, 2001

Maryland No. 17

COLLEGE PARK, MD — Florida State withstood a furious comeback bid by No. 17 Maryland for a stunning 74-71 victory in Cole Field House...



Box score for Game 24: Florida State No. 17 Maryland. Includes player statistics for Florida State and Maryland, and game totals.

Game 25

February 17, 2001

Virginia No. 12

TALLAHASSEE, FL — Sophomore Roger Mason's last-second 3-point shot lifted the 12th-ranked Cavaliers to a 69-66 victory at Florida State...



Box score for Game 25: Florida State No. 12 Virginia. Includes player statistics for Florida State and Virginia, and game totals.

Review

F S U S E M I N O L E



B A S K E T B A L L

Game 26 North Carolina No. 2

February 22, 2001

CHAPEL HILL, NC — Joseph Forte scored 36 points as No. 2 North Carolina defeated Florida State, 95-67. The Tar Heels led by 10 at halftime this time around and shot 57 percent to win going away. Kris Lang added 13 points and nine rebounds for the Tar Heels, while Brendan Haywood's five blocks tied him with Rasheed Wallace's 93 in 1994-95 for the most in a single-season at North Carolina. Adrian Crawford and Delvon Arrington led Florida State with 12 points each. Forte was coming off a 6-for-19 shooting game against the Clemson, but the ACC's top scorer was 15-for-24 against the Seminoles, getting four baskets over the final 5:13 of the opening half as North Carolina's 16-3 run opened up a double-digit lead. The sophomore guard added seven points in the opening 3:40 of the second half before the Seminoles closed within six twice, the last time with 14:35 remaining. Adam Boone then sank a 3-pointer and Forte made three of North Carolina's next four baskets as North Carolina pushed its lead to 19 with 8:09 left. Kansas coach Roy Williams, who turned down the North Carolina last summer, was in attendance to watch former Jayhawks' assistants Steve Robinson and Matt Doherty.



Game 27 NC State

February 25, 2001

RALEIGH, NC — Anthony Grundy scored 20 points and North Carolina State used an early second half run to beat Florida State 71-46. The Wolfpack was 9-for-20 from 3-point range - its most in an ACC game this season. Delvon Arrington and Monte Cummings led the Seminoles with 11 points each. After leading 38-25 at the half, N.C. State got a layup and 3-pointer by Grundy during its 15-3 run to extend its lead to 25 with 12:28 left. After shooting 35 percent in the opening 20 minutes and turning it over 13 times, the Seminoles went 1-for-10 to start the second period as the Wolfpack won for the fifth straight time in the series. Archie Miller, in his fourth game back since missing nine with a stress fracture in his leg, made four 3-pointers for the Wolfpack. Miller led the nation in 3-point shooting prior to his injury, but was 1-for-6 beyond the arc in his previous 19 minutes of action since his return. After going 9-for-14 from 3-point range against the Tar Heels three days ago, the Seminoles were just 1-for-15 from beyond the arc this time.



Florida State 67 vs North Carolina 95

Thursday, February 22, 2001 • 8:00 p.m.
Chapel Hill, NC
Dean E. Smith Center

Fla. State	Min.	FG	3FG	FT	O-D	Reb.	F	A	T	B	S	Pts.	N. Car.	Min.	FG	3FG	FT	O-D	Reb.	F	A	T	B	S	Pts.	
Jones	32	2-10	1-6	0-0	2-2	4	3	2	0	1	1	4	Camp	30	2-8	2-4	5-6	2-5	7	2	2	0	0	2	11	
Dixon A	27	3-4	2-5	1-2	3-4	7	8	1	0	3	3	9	Lang	24	5-10	0-0	3-6	4-5	9	1	1	1	0	2	13	
Dixon N	15	2-6	0-0	1-2	5-5	6	3	0	1	3	2	5	Haywood	32	4-7	0-0	3-6	2-3	5	3	2	4	5	2	1	11
Crawford	21	4-9	0-0	0-0	1-1	2	3	2	2	0	0	12	Forte	32	15-24	5-5	3-4	2-2	2	0	4	3	1	0	3	39
Arrington	32	5-15	2-4	0-2	1-4	5	1	2	1	0	0	12	Cumms	28	3-8	1-1	0-0	0-4	4	1	3	3	0	1	1	8
Mathews	23	3-5	0-0	2-4	0-0	0	0	0	0	0	0	6	Piggott	9	0-1	0-0	0-0	0-0	0	0	0	0	0	0	0	0
Wilson	13	2-10	0-0	0-0	1-1	2	1	2	2	1	2	6	Scott	9	1-1	1-1	2-2	0-1	1	2	1	0	0	2	5	
Cummings	13	4-7	0-0	0-0	0-0	0	0	0	0	0	0	6	Boone	6	0-1	0-0	0-0	0-0	0	0	0	0	0	0	0	0
Wilson	16	4-7	0-0	0-0	0-0	0	0	0	0	0	0	6	Benscher	2	0-0	0-0	0-0	0-0	0	0	0	0	0	0	0	0
Lowery	7	0-0	0-0	0-0	0-0	0	0	0	0	0	0	0	Becker	1	0-0	0-0	0-0	0-0	0	0	0	0	0	0	0	0
Murray	1	0-0	0-0	0-0	0-0	0	0	0	0	0	0	0	Homes	1	0-0	0-0	0-0	0-0	0	0	0	0	0	0	0	0
Team						0	0	0	0	0	0	0	Melendez	2	0-0	0-0	0-0	0-0	0	0	0	0	0	0	0	0
Total		200	26-67	9-14	6-14	16-16	32	25	10	17	3	11	67	Totals	200	33-58	6-12	23-33	14-26	40	11	17	15	6	12	95

FG% Florida State: 39% North Carolina: 56% 3FG% Florida State: 64% North Carolina: 40% FT% Florida State: 42% North Carolina: 69%
Technical Fouls: None Attendance: 7,157
Referees: John Cahill, Bob Doran, Bryan Kenney

Florida State (7-19, 2-11 ACC) 26 41 - 67
North Carolina (25-2, 12-2 ACC) 38 69 - 95

Florida State 46 vs NC State 71

Sunday, February 25, 2001 • 4:00 p.m.
Raleigh, NC
Entertainment and Sports Arena

Fla. State	Min.	FG	3FG	FT	O-D	Reb.	F	A	T	B	S	Pts.	NC State	Min.	FG	3FG	FT	O-D	Reb.	F	A	T	B	S	Pts.	
Jones	33	2-14	0-2	1-2	7-7	8	4	1	0	0	1	7	Wilks	33	4-10	1-5	0-0	2-3	5	2	5	1	1	1	9	
Dixon A	28	0-2	0-2	1-2	2-2	4	3	1	3	0	2	1	Grundy	26	7-11	3-5	5-6	0-4	4	4	3	2	1	0	20	
Crawford	27	2-9	1-7	1-2	0-0	0	1	2	2	0	1	6	Inge	23	2-4	0-0	2-4	2-4	6	4	4	0	1	0	0	6
Dixon N	14	1-4	0-0	2-8	0-0	5	4	0	4	0	0	4	Gudry	14	0-2	0-1	0-0	1-0	1	0	0	0	1	0	0	0
Arrington	34	5-11	0-2	1-4	5	1	2	8	0	0	2	11	Kelley	20	0-2	0-0	1-1	2-4	6	3	1	3	0	0	5	
Lowery	1	0-0	0-0	0-0	0-0	0	0	0	0	0	0	0	Thurston	25	3-6	0-0	2-2	1-5	6	3	1	0	3	0	8	
Wilson	11	0-1	0-0	0-0	1-3	0	0	2	0	0	0	0	Kessler	1	0-0	0-0	0-0	0-0	0	0	0	0	0	0	0	
Haywood	5	0-1	0-0	0-0	0-1	1	3	0	2	0	0	0	Miller	21	4-7	4-7	0-0	0-1	1	1	3	2	0	3	12	
Cummings	16	4-7	0-1	3-6	1-6	6	2	0	2	0	0	11	Shattil	9	2-4	2-3	0-0	1-0	1	0	3	1	0	0	0	6
Mathews	23	2-8	0-0	0-1	1	3	0	0	1	0	4	4	Chastard	16	3-5	1-1	0-0	0-0	0	1	2	1	0	1	1	5
Anderson	6	1-2	0-0	0-0	1-0	1	0	0	0	0	0	2	Williams	11	0-0	0-0	0-0	0-0	0	0	0	0	0	1	1	0
Team						44	8	0	0	0	0	2	Malvin	3	1-1	0-0	0-0	0-1	1	0	0	0	0	0	2	
Totals	200	18-57	1-15	9-20	22-22	42	18	7	20	1	6	46	Totals	200	28-55	9-20	10-13	9-25	34	18	18	14	7	9	71	


FG% Florida State: 31% NC State: 47% 3FG% Florida State: 5.7% NC State: 45%
FT% Florida State: 45% NC State: 70% Technical Fouls: None
Attendance: 14,770 Referees: Dale Eskin, Gerald Brubaker, Michael Kirtz

Florida State (7-20, 3-12 ACC) 25 21 - 46
NC State (13-12, 5-9 ACC) 39 32 - 71

Game 28 Georgia Tech

February 28, 2001

TALLAHASSEE, FL. — Adrian Crawford scored 20 points and sparked a second-half rally to lead Florida State to a 69-59 win over Georgia Tech. Florida State used an 18-3 run to take control of the game in the second half after falling behind 44-42. Crawford, a senior playing in his last home game, scored 12 points during the run and had 16 in the second half. Georgia Tech (16-11, 8-8 ACC) made only 25 percent of its shots in the game. Mike Mathews and Delvon Arrington each scored 13 points for Florida State (8-20, 3-12) and each had nine in the second half. Tony Atkins led Georgia Tech with 20 points while Marvin Lewis added 12. Florida State led 24-22 at halftime after leading for most of the first half. Georgia Tech used a 9-0 run to briefly go ahead 22-20, but Crawford scored the final four points of the half. Georgia Tech shot poorly in the first half, making only 22 percent of its shots and scoring only 10 points in the first 12 minutes.



Adrian Crawford averaged 10.4 points and led the Seminoles in 3-point shots made during the 2000-01 season.

Florida State 69 vs Georgia Tech 59

Wednesday, February 28, 2001 • 7:00 p.m.
Tallahassee, FL
Tallahassee Leon County Civic Center

Fla. State	Min.	FG	3FG	FT	O-D	Reb.	F	A	T	B	S	Pts.	Georgia Tech	Min.	FG	3FG	FT	O-D	Reb.	F	A	T	B	S	Pts.	
Dixon A	33	4-10	0-0	0-0	0-4	6	3	1	2	1	1	8	Jones	33	4-10	0-0	0-0	0-4	6	3	1	2	1	1	8	
Dixon N	16	1-2	0-0	1-2	1-1	3	2	1	2	0	0	12	Lowry	33	5-13	2-7	0-0	2-3	5	2	1	2	0	0	10	
Arrington	36	4-8	1-3	5-6	0-0	9	4	1	2	3	1	11	Atkins	34	3-10	0-0	5-9	1-6	9	4	1	2	3	1	11	
Wilson	34	6-15	4-10	2-2	1-3	4	5	5	5	0	4	23	Akers	34	6-15	4-10	2-2	1-3	4	5	5	5	0	0	4	23
Lowery	29	1-14	1-7	2-2	0-3	3	0	1	0	0	1	5	Felm	29	1-14	1-7	2-2	0-3	3	0	1	0	0	1	5	
Wilson	11	0-3	0-3	0-0	1-0	1	1	1	1	0	0	0	LaBarre	11	0-3	0-3	0-0	1-0	1	1	1	1	0	0	0	
Vines	12	1-5	0-2	2-2	2-1	3	3	0	0	0	0	4	Haywood	4	0-0	0-0	0-0	0-0	2	0	2	0	0	0	0	
Lane	18	1-5	0-3	0-1	1-1	2	4	3	0	0	0	2	Cummings	21	2-6	0-1	2-2	0-2	2	2	1	3	0	0	0	6
Brooks	5	0-2	0-0	0-0	1-1	2	0	0	0	1	0	0	Mathews	26	5-9	0-0	3-6	0-3	3	2	1	3	1	1	13	
Team						32	5	0	0	0	0	2	Anderson	10	0-0	0-0	0-0	1-1	2	0	0	0	1	0	0	
Total	200	16-71	9-30	14-19	17-23	40	21	12	10	4	6	69	Total	200	26-61	4-11	13-22	6-39	45	18	14	15	5	59		

FG% Georgia Tech: 25% Florida State: 51% 3FG% Georgia Tech: 20%
Florida State: 36% FT% Georgia Tech: 73% Florida State: 59%
Technical Fouls: None Attendance: 4,757
Referees: Karl Hess, Larry Rose, Tom Nestor

Georgia Tech (16-11, 8-8 ACC) 22 37 - 59
Florida State (8-20, 3-12 ACC) 24 45 - 69



Game 29

March 3, 2001

Clemson

CLEMSON, SC — Michael Joiner had 14 points and Mike Mathews added 13 as Florida State beat Clemson 75-63. The Seminoles ended the first half on a 30-9 run, including hitting 10 of their last 11 shots. Mathews scored all nine of his first-half points during the run, which ended with a 50-31 lead for the Seminoles. Clemson would battle back in the second half, closing to within nine on Ray Henderson's free throw with 4:22 left. But a basket by Joiner, then two 3-pointers by Crawford put the Seminoles back up 71-55 with 2:56 left. Clemson managed one more rally, getting baskets by Tomas Nagys and Chris Hobbs, as well as a 3-pointer from Tony Stockton to close to 71-60 with 1:36 left. But Andrew Wilson got a layup with 57.5 seconds left to put the Tigers away. Tony Stockton scored a game-high 20 points for the Tigers. Will Solomon added 11 points for Clemson, but did not score on 0-for-4 shooting in the second half. Clemson fell behind 13-4 with 15:24 left in the first half before going on a 18-7 run behind two 3-points each by Will Solomon and Tony Stockton to take a 22-20 lead with 9:48 left. Two free throws by Arrington tied the game at 22 and Florida State never trailed again. The Seminoles shot nearly 59 percent in the first half (17-of-29) and 48 percent (26-of-54) for the game. Clemson shot just over 37 percent (21-of-56) from the field.



Florida State 75 Clemson 63

Saturday, March 3, 2001 • 12:00 noon
Clemson, SC
Littlejohn Coliseum

Fla. State	Min.	FG	3FG	FT	O-D	Reb.	F	A	T	B	S	Pts.
Joiner	31	6-10	2-3	0-0	0-3	3	3	1	1	0	1	14
Dixon A.	30	3-7	2-6	2-2	0-0	8	2	0	1	0	0	10
Crawford	21	2-4	2-4	0-0	0-0	2	3	0	1	0	0	6
Dixon M.	17	2-4	0-0	4-5	1-4	5	4	0	0	0	0	8
Arrington	30	3-5	1-3	2-3	0-2	2	2	1	1	0	1	9
Wilson	11	1-5	3-4	0-0	0-1	1	1	0	1	0	0	6
Haywood	10	0-1	0-0	0-0	0-1	1	1	2	1	0	0	0
Cummings	20	3-5	0-0	2-4	1-6	7	2	0	3	0	0	9
Mathews	26	4-10	0-0	1-1	0-4	4	3	0	2	3	1	13
Anderson	2	3-4	0-0	0-0	0-1	1	0	0	0	0	0	6
Team						3	0	0				
Totals	200	26-54	7-19	16-19	5-31	38	19	15	13	3	5	75

FG%: Florida State, 48; Clemson, 37% 3FG%: Florida State, 36; Clemson, 36
FT%: Florida State, 84; Clemson, 80 Technical Fouls: None
Attendance: 6,000 Referees: Mike Wood, Steve Gordon, Gary Maxwell

Clemson	Min.	FG	3FG	FT	O-D	Reb.	F	A	T	B	S	Pts.
Nagy	24	3-7	0-0	0-2	1-3	7	4	0	1	0	0	6
Olton	21	3-8	1-2	0-2	0-3	5	3	1	1	0	0	7
Alexandach	3	0-1	0-0	0-0	0-0	0	0	0	0	0	0	0
Solomon	38	2-13	2-7	5-6	0-2	2	1	2	2	1	1	11
Scott	27	1-6	0-0	3-3	1-1	9	3	4	2	0	0	7
Stockton	35	6-12	6-10	2-2	0-1	1	2	2	1	0	3	20
McKnight	6	0-1	0-1	0-0	0-0	0	0	1	1	0	0	0
Henderson	35	0-3	0-0	5-6	2-6	8	2	0	0	0	0	9
Bradock	4	1-1	0-0	0-0	0-1	1	1	0	0	0	0	2
Bane	3	0-0	0-0	0-0	0-1	1	0	0	0	0	0	0
Hobbs	23	3-7	0-0	0-2	2-2	4	2	0	0	0	1	6
Team						0	1					
Totals	200	21-56	0-25	12-20	8-24	32	18	10	9	1	5	63

Florida State (9-21, 4-17 ACC) 50 25 — 75
Clemson (11-16, 2-14 ACC) 31 32 — 63

Game 30

March 8, 2001

Clemson

ACC Tournament First Round

ATLANTA, GA — Will Solomon, Clemson's leading scorer, sank a go-head 3-pointer with 1:45 left and the Tigers beat Florida State 66-64 in the opening game of the Atlantic Coast Conference tournament. Solomon, third in the ACC in scoring, was 3-for-14 from the field before his key shot, which advanced the ninth-seeded Tigers into the quarterfinal round against No. 6-ranked North Carolina. Florida State was led by Antwan Dixon, who had a career-high 23 points, including eight in a span of 2:15 that rallied the Seminoles from an eight-point deficit to a 62-61 lead with 2:49 left. But Solomon sank the key 3-pointer, then grabbed the rebound on the other end on Florida State's next miss. The Seminoles still had a chance to tie or take the lead in the final seconds, but missed a 3-pointer and the ball rolled out of bounds off Dixon, whose previous scoring best was 17 points earlier this season. Edward Scott, a key player in the second half for the Tigers, sank two free throws with 9.9 seconds left to seal the victory. Ray Henderson had 15 points and eight rebounds for Clemson. The Seminoles lost leading scorer Delvon Arrington 4:44 into the game as he picked up three quick fouls. But Florida State got hot without its point guard, going on a 19-7 run as the Tigers went more than six minutes without a basket and finished the first half shooting 30 percent.



Florida State 64 Clemson 66


Thursday, March 8, 2001 • 7:00 p.m.
Atlanta, GA
Georgia Dome

Fla. State	Min.	FG	3FG	FT	O-D	Reb.	F	A	T	B	S	Pts.
Joiner	30	5-12	1-5	0-0	1-5	6	4	1	1	0	2	11
Dixon A.	30	9-11	2-5	5-5	2-2	5	1	1	2	1	0	23
Dixon M.	15	1-0	0-0	2-4	0-0	4	0	0	0	0	0	4
Coathrus	29	4-9	3-7	0-0	0-2	2	3	0	0	0	1	11
Arrington	21	2-12	2-2	2-2	0-0	0	3	2	0	0	1	6
Lowe	7	0-1	0-1	0-0	0-0	0	0	0	0	0	0	0
Wilson	12	0-1	0-1	0-0	0-2	0	1	1	1	0	0	0
Haywood	12	1-2	0-0	0-0	0-1	1	2	1	2	1	0	2
Cummings	25	3-6	0-0	1-2	4	6	2	4	2	0	2	7
Anderson	18	0-0	0-0	0-0	0-0	0	3	0	1	1	0	0
Team						0	0					
Totals	200	24-55	6-19	10-16	8-22	30	16	14	13	4	6	64

FG%: Clemson, 48; Florida State, 43% 3FG%: Clemson, 36; Florida State, 31
FT%: Clemson, 75; Florida State, 55 Technical Fouls: None
Attendance: 22,719 Referees: Karl Hess, Bryan Kasey, Reggie Collier

Clemson	Min.	FG	3FG	FT	O-D	Reb.	F	A	T	B	S	Pts.
Olton	21	1-5	0-1	0-0	0-2	6	2	1	2	1	0	2
Hobbs	15	2-2	0-0	2-4	1-3	4	3	1	1	0	1	6
Henderson	22	6-6	0-0	3-3	2-6	8	2	0	0	0	1	15
Solomon	33	4-5	3-7	2-2	2-2	3	2	4	7	0	1	13
Scott	37	5-8	0-1	2-2	0-0	2	3	5	2	0	0	12
Stockton	19	5-13	0-0	1-1	1-2	2	0	0	0	0	2	3
McKnight	5	1-3	1-3	0-0	0-2	2	0	0	0	0	0	3
Bradock	21	4-4	0-0	0-0	0-2	5	3	2	1	0	0	8
Nagy	23	3-8	0-0	0-1	0-5	5	2	0	0	1	1	4
Team						1	0	0	0	0	0	0
Totals	200	26-61	5-14	12-27	4-11	20	16	13	2	6	66	

Florida State (12-18) 27 30 — 66
Florida State (9-21) 30 34 — 64



Antwan Dixon averaged 8.7 points and 5.8 rebounds — both career high statistics — during the 2000-01 season.



2000-01 Statistics

Individual Statistics — All Games

(Overall Record: 9-21; Home: 5-11; Away: 3-7; Neutral: 1-3; Atlantic Coast Conference: 4-12)

#	Player	GP-GS	Min.-Avg.	Field Goals		3-Point		Free Throws		Rebounds		TOT-AVG	
				FGM-FGA	FG Pct.	FGM-FGA	FG Pct.	FTM-FTA	FT Pct.	OFF	DEF		
10	Arrington, D.	30-30	981-32.7	117-270	.433	33-102	.324	77-106	.726	18	105	123-4.1	
30	Cummings, M.	29-1	672-23.2	101-223	.453	3-14	.214	106-144	.736	36	61	97-3.3	
5	Crawford, A.	30-29	781-26.0	107-279	.384	58-166	.349	39-56	.696	20	51	71-2.4	
1	Joiner, M.	30-30	900-30.0	109-254	.429	14-48	.292	47-63	.746	63	116	179-6.0	
4	Dixon, A.	30-30	852-28.4	91-198	.460	28-78	.359	50-75	.667	61	112	173-5.8	
33	Mathews, M.	28-9	600-21.4	81-174	.466	0-0	.000	42-67	.627	29	58	87-3.1	
34	Dixon, N.	29-21	426-14.7	76-157	.484	0-0	.000	43-94	.457	67	77	144-5.0	
20	Wilson, A.	30-0	390-13.0	39-116	.336	10-46	.217	42-52	.808	22	30	52-1.7	
50	Anderson, D.	30-0	266-8.9	14-37	.378	0-0	.000	4-11	.364	16	21	37-1.2	
23	Haywood, M.	9-0	43-4.8	2-5	.400	0-0	.000	1-2	.500	0	5	5-0.6	
12	Lowery, K.	27-0	208-7.7	5-23	.217	2-9	.222	2-3	.667	6	15	21-0.8	
	Murray, P.	5-0	5-1.0	0-1	.000	0-0	.000	0-2	.000	1	1	2-0.4	
	Moran, N.	2-0	1-0.5	0-2	.000	0-1	.000	0-0	.000	0	0	0-0.0	
Team											57	49	106-3.5
FSU		30	6125	742-1739	.427	148-464	.319	453-675	.671	396	701	1097-36.6	
Opponents		30	6125	795-1756	.453	219-555	.395	479-688	.696	364	697	1061-35.4	

Individual Statistics — Conference Games Only

(Overall Record: 4-12 (8th Place); Home: 2-6; Away: 2-6; Neutral: 0-0)

#	Player	GP-GS	Min.-Avg.	Field Goals		3-Point		Free Throws		Rebounds		TOT-AVG	
				FGM-FGA	FG Pct.	FGM-FGA	FG Pct.	FTM-FTA	FT Pct.	OFF	DEF		
10	Arrington, D.	16-16	542-33.9	76-156	.487	21-50	.420	29-41	.707	6	62	68-4.3	
30	Cummings, M.	15-0	357-23.8	59-128	.461	1-6	.167	53-72	.736	19	36	55-3.7	
5	Crawford, A.	16-16	425-26.6	57-145	.393	26-79	.329	24-34	.706	9	24	33-2.1	
1	Joiner, M.	16-16	479-29.9	49-138	.355	9-30	.300	22-31	.710	35	63	98-6.1	
4	Dixon, A.	16-16	432-27.0	41-98	.418	18-46	.391	22-36	.611	30	51	81-5.1	
33	Mathews, M.	16-5	351-21.9	49-95	.516	0-0	.000	24-40	.600	15	26	41-2.6	
34	Dixon, N.	15-11	192-12.8	31-71	.437	0-0	.000	13-38	.342	26	38	64-4.3	
20	Wilson, A.	16-0	216-13.5	24-70	.343	5-21	.238	21-28	.750	16	17	33-2.1	
50	Anderson, D.	16-0	141-8.8	6-19	.316	0-0	.000	0-4	.000	10	8	18-1.1	
12	Lowery, K.	13-0	84-6.5	2-11	.182	0-3	.000	0-0	.000	2	7	9-0.7	
	Haywood, M.	7-0	29-4.1	1-3	.333	0-0	.000	0-0	.000	0	4	4-0.6	
	Murray, P.	2-0	2-1.0	0-0	.000	0-0	.000	0-2	.000	1	0	1-0.5	
Team											29	23	52-3.3
FSU		16	3250	395-934	.423	80-235	.340	208-326	.638	198	359	557-34.8	
Opponents		16	3250	441-961	.459	118-303	.389	264-365	.723	214	387	601-37.6	

Score By Halves — All Games

	1	2	OT	2OT	Total	Deadball Rebounds
FSU	965	1,059	49	12	2,085	118
Opponents	1,061	1,160	153	14	2,288	113

Score By Halves — Conference Games Only

	1	2	OT	Total	Deadball Rebounds
FSU	485	560	33	1,078	42
Opponents	566	666	32	1,264	47

Opponent Rankings — All Games

Date	Ranking	Opponent	Site	WL	Score
Nov. 17, 2000	No. 11	Florida	Tallahassee, FL	L	70-85
Nov. 24, 2000	No. 22	DePaul	Anchorage, AK	L	74-80
Jan. 4, 2001	No. 3	Duke	Tallahassee, FL	L	72-99
Jan. 10, 2001	No. 6	Wake Forest	Winston-Salem, NC	L	53-76
Jan. 14, 2001	No. 16	Maryland	Tallahassee, FL	L	55-76
Jan. 16, 2001	No. 13	Virginia	Charlottesville, VA	L	71-89
Jan. 20, 2001	No. 6	North Carolina	Tallahassee, FL	L	70-80
Feb. 4, 2001	No. 2	Duke	Durham, NC	L	58-100
Feb. 10, 2001	No. 15	Wake Forest	Tallahassee, FL	L	65-71
Feb. 14, 2001	No. 17	Maryland	College Park, MD	W	74-71
Feb. 17, 2001	No. 15	Virginia	Tallahassee, FL	L	66-69
Feb. 22, 2001	No. 2	North Carolina	Chapel Hill, NC	L	67-95



2000-01 Statistics

PF-DQ	AT	TO	BL	ST	PTS-AVG
51-1	143	115	0	56	344-11.5
55-1	51	49	5	22	311-10.7
58-1	44	49	1	17	311-10.4
75-2	43	41	26	32	279-9.3
92-3	43	51	11	22	260-8.7
95-7	4	21	44	12	204-7.3
83-2	2	50	0	7	195-6.7
33-0	15	25	1	9	130-4.3
34-1	2	11	12	2	32-1.1
4-0	5	4	2	2	5-0.6
18-0	37	22	0	4	14-0.5
1-0	0	1	1	0	0-0.0
0-0	0	0	0	1	0-0.0
1		6			
600-18	389	448	103	186	2085-69.5
580	428	389	131	226	2288-76.3

PF-DQ	AT	TO	BL	ST	PTS-AVG
23-0	76	73	0	35	202-12.6
28-1	26	27	4	14	172-11.5
38-1	18	26	1	4	164-10.3
39-1	25	22	16	17	129-8.1
49-1	20	25	4	12	122-7.6
60-5	2	13	20	3	122-7.6
47-2	1	21	0	5	75-5.0
18-0	10	13	1	4	74-4.6
15-1	0	3	4	1	12-0.8
8-0	9	10	0	2	4-0.3
2-0	4	2	2	2	2-0.3
1-0	0	0	0	0	0-0.0
1		2			
329-12	191	237	52	99	1078-67.4
293	222	201	83	120	1264-79.0

Opposite page: Florida State won two of its final three ACC games of the year including a victory over Georgia Tech, who played in the NCAA Tournament.

Season Superlatives

20-Point Games	Delvon Arrington — 3 (23 at Virginia, January 16; 22 at NC State, January 25; 20 vs. Virginia, February 17) Adrian Crawford — 2 (25 at Vanderbilt, December 9; 20 vs. Georgia Tech, February 28) Antwaun Dixon — 1 (23 vs. Clemson, March 8) Nigel Dixon — 1 (23 vs. Rhode Island, November 25) Michael Joiner — 1 (22 at Cleveland State, December 19)
10-Rebound Games	Antwaun Dixon — 3 (12 vs. Furman, December 4; 11 vs. Jacksonville, December 17; 11 at Cleveland State, December 19) Nigel Dixon — 3 (10 vs. Rhode Island, November 25; 10 vs. Morgan State, December 10; 10 vs. North Carolina, January 20) Michael Joiner — 3 (10 vs. Rhode Island, November 25; 12 vs. Minnesota, November 29; 17 at Wake Forest, January 9)
10-Assist Games	None
Games as Leading Scorer	Delvon Arrington — 8 (11 vs. South Florida, December 7; 23 at Virginia, January 16; 19 vs. North Carolina, January 20; 22 vs. NC State, January 25; 17 at Maryland, February 14; 20 vs. Virginia, February 17; 12 at North Carolina, February 22; 11 at NC State) Adrian Crawford — 6 (14 vs. DePaul, November 24; 25 at Vanderbilt, December 9; 19 vs. Morgan State, December 30; 13 vs. Maryland, January 14; 12 at North Carolina, February 22; 20 vs. Georgia Tech, February 28) Monte Cummings — 5 (15 vs. Minnesota, November 29; 19 vs. Duke, January 1; 19 vs. UNC-Asheville, January 6; 17 at Georgia Tech, January 27; 11 at NC State, February 25) Mike Mathews — 4 (16 vs. Ohio State, November 23; 14 vs. Jacksonville, December 17; 15 at Wake Forest, January 9; 15 vs. Wake Forest, February 10) Antwaun Dixon — 3 (17 vs. Furman, December 4; 16 vs. Binghamton, December 21; 23 vs. Clemson, March 8) Michael Joiner — 3 (18 vs. Florida, November 17; 22 at Cleveland State, December 19; 14 at Clemson, March 3) Nigel Dixon — 1 (23 vs. Rhode Island, November 25) Andrew Wilson — 1 (11 vs. South Florida, December 7)
Games as Leading Rebounder	Antwaun Dixon — 10 (5 vs. Ohio State, November 23; 12 vs. Furman, December 4; 6 at Vanderbilt, December 9; 11 vs. Jacksonville, December 17; 11 at Cleveland State, December 19; 7 vs. Binghamton, December 21; 6 vs. Maryland, January 14; 4 at Duke, February 4; 7 at UNC, February 22; 8 at Clemson, March 3) Michael Joiner — 10 (10 vs. Rhode Island, November 25; 12 vs. Minnesota, November 29; 8 vs. South Florida, December 7; 17 at Wake Forest, January 9; 8 at Virginia, January 16; 7 vs. Clemson, January 31; 8 vs. Wake Forest, February 10; 6 vs. Virginia, February 17; 8 at NC State, February 25; 6 vs. Clemson, March 8) Nigel Dixon — 8 (8 vs. Florida, November 17; 10 vs. Rhode Island, November 25; 8 vs. South Florida, December 7; 10 vs. Morgan State, December 30; 8 vs. UNC-Asheville, January 6; 6 vs. Maryland, January 14; 10 vs. UNC, January 20; 7 vs. Clemson, January 31) Delvon Arrington — 4 (6 vs. DePaul, November 24; 6 at Georgia Tech, January 27; 9 at Maryland, February 14; 9 vs. Georgia Tech, February 28) Monte Cummings — 2 (7 vs. Duke, January 1; 8 vs. Clemson, March 8) Mike Mathews — 2 (6 vs. DePaul, November 24; 7 at NC State, January 25) Adrian Crawford — 1 (6 vs. DePaul, November 24) Ryan Lowery — 1 (4 at Duke, February 4)
Double-Doubles	Antwaun Dixon — 3 (17 Points, 12 Rebounds vs. Furman, December 4; 13 Points, 11 Rebounds vs. Jacksonville, December 17; 10 Points, 11 Rebounds at Cleveland State, December 19) Nigel Dixon — 2 (23 Points, 10 Rebounds vs. Rhode Island, November 25; 11 Points, 10 Rebounds vs. Morgan State, December 30) Michael Joiner — 2 (12 Points, 10 Rebounds vs. Rhode Island, November 25; 22 Points, 10 Rebounds at Cleveland State, December 19)



2000-01 Statistics

Game-By-Game Summary

(Overall Record: 9-21; Atlantic Coast Conference: 4-12)

Date	Opponent	W/L	Score	Rec.	ACC	Attend.	High Scorer	High Rebounder	Opp. High Scorer	Opp. High Rebounder	
Nov. 17	Florida	L	70-85	0-1	0-0	12,055	Joiner(18)	N. Dixon(8)	Dupay(27)	Wright/Haslem(8)	
Nov. 23	vs. Ohio State	L	90-65	0-2	0-0	7,503	Mathews(16)	A. Dixon(5)	Brown(23)	Williams(7)	
Nov. 24	vs. DePaul	L	80-74	0-3	0-0	7,761	Crawford(14)	Craw/Arring/Mat(6)	Simmons(20)	Simmons(7)	
Nov. 25	vs. Rhode Island	W	86-71	1-3	0-0	6,763	N. Dixon(23)	N. Dixon/Joiner(10)	Bell(29)	Scott(8)	
Nov. 29	Minnesota	L	76-71	1-4	0-0	4,575	Cummings(15)	Joiner(12)	Simmons(19)	Kychart(9)	
Dec. 04	Furman	L	79-74	1-5	0-0	4,080	A. Dixon(17)	A. Dixon(12)	Souchu(24)	Dillgard(9)	
Dec. 07	South Florida	L	69-54	1-6	0-0	4,191	Arring/Wilson(11)	N. Dixon/Joiner(8)	Baxter(12)	Sanders(7)	
Dec. 09	vs. Vanderbilt	L	60-72	1-7	0-0	11,618	Crawford(25)	A. Dixon(6)	Howard(16)	LaPo/Moore/Williams(7)	
Dec. 17	Jacksonville	W	61-75	2-7	0-0	3,272	Mathews(14)	A. Dixon(11)	Platts(17)	Hunter(8)	
Dec. 19	vs. Cleveland State	L	85-87	2-8	0-0	3,367	Joiner(22)	A. Dixon(11)	Dixon/Robinson(24)	Ross(10)	
Dec. 21	Binghamton	W	57-79	3-8	0-0	3,865	A. Dixon(16)	A. Dixon(7)	St. Fort(9)	Ooms/St. Fort(5)	
Dec. 30	Morgan State	W	64-74	4-8	0-0	3,884	Crawford(19)	N. Dixon(10)	King(17)	King(7)	
Jan. 01	Duke	L	99-72	4-9	0-1	4,337	Cummings(19)	Cummings(7)	Williams(26)	Battier/Boozer(8)	
Jan. 06	UNC-Asheville	W	68-76	5-9	0-1	3,276	Cummings(19)	N. Dixon(8)	Lovett(16)	Lovett(4)	
Jan. 09	vs. Wake Forest	L	53-76	5-10	0-2	10,500	Mathews(15)	Joiner(17)	Howard(17)	Songaila(7)	
Jan. 14	Maryland	L	76-55	5-11	0-3	4,602	Crawford(13)	Dixon/Dixon(6)	Dixon(19)	Morris(14)	
Jan. 16	vs. Virginia	L	71-89	5-12	0-4	8,465	Arrington(23)	Joiner(8)	Friel(22)	Watson(9)	
Jan. 20	North Carolina	L	80-70	5-13	0-5	7,452	Arrington(18)	N. Dixon(10)	Forte(28)	Forte(8)	
Jan. 25	vs. NC State	L	84-81	5-14	0-6	4,607	Arrington(22)	Mathews(7)	Inge(26)	Thornton(8)	
Jan. 27	vs. Georgia Tech	L	68-77	5-15	0-7	7,369	Cummings(17)	Arrington(6)	Jones(26)	Jones(14)	
Jan. 31	Clemson	W	84-88	6-15	1-7	4,371	Arrington(16)	Joiner/N. Dixon(7)	Solomon(25)	Hobbs(11)	
Feb. 04	vs. Duke	L	58-100	6-16	1-8	9,314	Cummings(13)	A. Dixon/Lowery(4)	Boozer(23)	Battier(9)	
Feb. 10	Wake Forest	L	65-71	6-17	1-9	5,317	Mathews(15)	Joiner(8)	O'Kelley(18)	Shoemaker(8)	
Feb. 14	vs. Maryland	W	74-71	7-17	2-9	14,282	Arrington(17)	Arrington(9)	Dixon(14)	Blake/Baxter(6)	
Feb. 17	Virginia	L	69-66	7-18	2-10	4,554	Arrington(20)	Joiner(6)	Mason(19)	Hall/Watson/Williams(7)	
Feb. 22	vs. North Carolina	L	67-95	7-19	2-11	21,652	Arring/Crawford(12)	A. Dixon(7)	Forte(36)	Lang(9)	
Feb. 25	vs. NC State	L	46-71	7-20	2-12	14,770	Arring/Cumm(11)	Joiner(8)	Grundy(20)	Inge/Kelly/Thornton(6)	
Feb. 28	Georgia Tech	W	59-69	8-20	3-12	4,757	Crawford(20)	Arrington(9)	Akins(20)	Jones(9)	
Mar. 03	vs. Clemson	W	75-63	9-20	4-12	8,000	Joiner(14)	A. Dixon(8)	Stockman(20)	Henderson(8)	
Mar. 08	Clemson	L	66-64	9-21	5-13	22,193	A. Dixon(23)	Joiner/Cummings(6)	Henderson(15)	Henderson(8)	
Total Attendance:	233,681	Average:	7,789	Away Attendance:	109,266	Average:	10,926	Home Games:	16	Neutral Games:	4
Home Attendance:	80,195	Average:	5,012	Neutral Attendance:	44,220	Average:	11,055	Away Games:	10	Total Games:	30

Team Highs & Lows — Season

Category	Florida State	Opponent	Category	Florida State	Opponent
Points 1st Half	High 50 vs. Clemson 2	52 by Duke 1	Offensive Rebounds	High 23 at Maryland 2	21 by Duke 1
	Low 15 at Wake 1	22 by Georgia Tech 2		Low 2 at Duke 2	6 by Morgan State
Points 2nd Half	High 45 vs. Georgia Tech 2	59 by Duke 2	Defensive Rebounds	High 39 vs. Georgia Tech 2	36 by Maryland 1
	Low 28 vs. Ohio State	25 by Jacksonville		Low 12 vs. Rhode Island	13 by Virginia 1
Total Points	High 88 vs. Clemson 1	100 by Duke 2	Total Rebounds	High 55 vs. Cleveland State	54 by Maryland 1
	Low 46 vs. NC State 2	56 by Binghamton		Low 23 vs. Ohio State	23 by UNC Asheville
Field Goals Made	High 32 vs. Rhode Island	35 by Ohio State	Assists	High 19 vs. Binghamton	26 by Ohio State
	Low 12 vs. South Florida	16 by Jacksonville		Low 6 vs. South Florida	6 by NC State 1
Field Goals Att.	High 72 at Cleveland State	73 by Duke 2	Blocked Shots	High 8 vs. Virginia	9 by North Carolina 1
	Low 41 vs. South Florida	49 by UNC Asheville		Low 1 vs. Florida	0 by Virginia 1
Field Goal Pct.	High .542 vs. Rhode Island	.603 by Ohio State	High 8 vs. Binghamton	1 vs. Rhode Island	
	Low .273 vs. South Florida	.254 by Georgia Tech 2	Low 1 at Virginia 1	1 at Virginia 1	
3-Point Field Goals Made	High 10 at Vanderbilt	15 by Duke 1	High 1 vs. North Carolina 1	1 vs. North Carolina 1	
	Low 1 vs. Furman	2 by NC State 1	Low 1 at Georgia Tech 1	1 at Georgia Tech 1	
3-Point Field Goals Att.	High 25 vs. Clemson 1	32 by Duke 1	High 1 at Duke 2	1 vs. Wake Forest 2	
	Low 8 vs. NC State 1	6 by Maryland 1	Low 13 vs. Morgan State	13 vs. Morgan State	
3-Point Field Goal Pct.	High .700 vs. Duke 1	.714 by Ohio State	Steals	High 13 by Georgia Tech 1	13 by Georgia Tech 1
	Low .067 vs. NC State 2	.182 by NC State 1		Low 3 vs. Rhode Island	13 by Duke 2
Free Throws Made	High 26 vs. South Florida	26 by NC State 1	Low 3 vs. Minnesota	3 by Ohio State	
	Low 6 vs. Vanderbilt	9 by Binghamton	High 3 at Virginia 1	3 at Virginia 1	
Free Throws Att.	High 42 vs. South Florida	38 by Cleveland State	Turnovers	High 21 at Duke 2	22 by Binghamton
	Low 10 vs. Vanderbilt	12 by Ohio State		High 21 at Georgia Tech 1	21 at Georgia Tech 1
Free Throw Pct.	High .900 vs. North Carolina 1	.889 by Wake Forest 2	Low 21 at Virginia 1	21 at Virginia 1	
	Low .429 vs. North Carolina 2	.458 by South Florida	High 8 vs. NC State 1	8 vs. NC State 1	
			Personal Fouls	High 26 at North Carolina 2	33 vs. South Florida
				Low 14 vs. Ohio State	10 by Vanderbilt

2000-01 Statistics

Game-By-Game Team Statistics

	FG-FGA	PCT.	3-Point		FT-FTA	PCT.	AST	TO	BLK	STL	PF-D	Rebounds		Half	Final
			FG-FGA	PCT.								OFF	DEF		
Florida	28-57	.491	8-29	.276	21-25	.840	15	13	2	11	22-0	10-22	32	37	85
Florida State	27-56	.482	3-16	.188	13-18	.722	17	18	1	8	23-0	12-19	31	35	70
Florida State	22-60	.367	3-20	.150	18-23	.783	15	9	2	4	14-0	11-12	23	37	65
Ohio State	35-58	.603	10-15	.667	10-12	.833	26	13	6	3	21-0	9-28	37	48	90
Florida State	28-68	.412	6-21	.286	12-16	.750	18	14	3	8	18-0	19-20	39	34	74
Del'Paul	27-56	.482	7-14	.500	19-28	.679	19	13	1	4	11-0	12-19	31	43	80
Rhode Island	24-62	.387	5-24	.208	18-28	.643	17	13	3	6	23-1	12-15	27	36	71
Florida State	32-59	.542	5-10	.500	17-28	.607	17	20	1	3	23-0	17-32	49	44	86
Minnesota	26-53	.491	10-16	.625	14-22	.636	15	10	2	6	18-0	8-22	30	35	76
Florida State	23-56	.411	3-11	.273	22-25	.786	13	10	7	3	19-0	13-26	39	33	71
Furman	28-58	.483	8-18	.444	15-24	.625	15	12	5	10	21-0	7-20	27	40	79
Florida State	24-52	.444	1-10	.100	25-29	.862	12	14	6	5	20-0	9-27	36	34	74
South Florida	26-58	.448	6-15	.400	11-24	.458	11	15	4	11	33-0	17-24	41	41	69
Florida State	12-44	.273	4-13	.308	26-42	.619	6	19	3	4	18-0	16-23	39	21	54
Florida State	22-52	.423	10-23	.435	6-10	.600	14	20	6	5	18-0	7-25	32	29	60
Vanderbilt	25-61	.410	6-18	.333	16-26	.615	17	9	4	8	10-0	15-24	39	32	72
Jacksonville	18-50	.320	4-15	.267	25-29	.862	7	14	6	10	26-0	8-19	27	36	61
Florida State	24-53	.453	4-13	.308	23-29	.793	14	16	3	5	23-0	13-27	40	33	75
Florida State	30-72	.417	2-18	.111	23-36	.639	10	14	2	4	28-0	21-34	55	35	85
Cleveland State	28-66	.424	10-18	.556	21-38	.553	10	12	7	9	23-0	14-29	43	34	87
Binghamton	19-56	.339	10-30	.333	9-13	.692	12	20	2	8	14-0	12-22	34	25	57
Florida State	32-65	.492	7-17	.412	8-10	.800	19	12	8	11	15-0	10-27	37	39	79
Morgan State	23-51	.451	8-15	.533	10-17	.588	14	17	3	7	23-0	6-24	30	34	64
Florida State	24-55	.436	8-20	.400	18-31	.581	15	15	2	13	16-0	20-29	49	32	74
Duke	35-71	.493	15-32	.469	14-17	.824	18	12	8	9	21-0	21-22	43	52	99
Florida State	26-55	.473	7-10	.700	13-24	.542	13	15	3	6	18-0	12-17	29	32	72
UNC-Asheville	23-49	.469	5-12	.417	17-25	.680	12	13	1	7	22-0	8-15	23	38	68
Florida State	23-56	.411	6-18	.333	24-34	.706	14	14	3	8	22-0	20-20	40	44	76
Florida State	21-59	.356	2-14	.143	9-13	.692	11	16	4	5	18-0	18-23	41	15	53
Wake Forest	25-56	.446	7-17	.412	19-22	.864	17	8	8	9	17-0	9-23	32	35	76
Maryland	29-63	.460	4-6	.667	14-25	.560	11	14	5	4	18-0	18-36	54	36	76
Florida State	21-67	.313	3-14	.214	10-19	.526	10	11	5	5	23-0	16-21	37	28	55
Florida State	27-50	.540	5-14	.357	12-16	.750	9	21	1	3	20-0	9-17	26	30	71
Virginia	34-61	.557	11-23	.478	10-16	.625	11	11	0	7	18-0	13-13	26	36	89
North Carolina	27-56	.482	8-18	.444	18-27	.667	15	10	9	5	12-0	12-25	37	49	80
Florida State	28-65	.431	5-15	.333	9-10	.900	11	12	1	5	22-0	13-22	35	40	70
Florida State	30-72	.417	4-8	.500	17-31	.548	6	8	2	6	25-0	20-21	41	29	81
N.C. State	28-56	.500	2-11	.182	26-35	.743	6	14	5	4	21-0	13-26	39	24	84
Florida State	24-58	.414	8-24	.333	12-18	.667	14	21	1	10	23-1	10-24	34	38	68
Georgia Tech	24-50	.480	4-19	.211	25-36	.694	15	17	4	13	18-0	8-27	35	44	77
Clemson	30-68	.441	11-30	.367	13-18	.722	12	15	3	6	24-0	14-29	43	30	84
Florida State	28-68	.412	9-25	.360	23-33	.697	17	12	5	8	19-0	15-27	42	38	88
Florida State	23-52	.442	2-12	.167	10-16	.625	12	21	1	4	23-0	2-23	25	24	58
Duke	34-73	.466	7-18	.389	25-32	.781	22	7	2	13	15-0	19-27	46	41	100
Wake Forest	25-52	.481	5-13	.385	16-18	.889	9	11	6	4	20-0	10-21	31	39	71
Florida State	22-51	.431	5-18	.278	16-24	.667	12	10	1	4	18-0	12-17	29	29	65
Florida State	24-53	.453	3-12	.250	23-35	.657	13	17	4	9	21-0	15-23	38	33	47
Maryland	27-59	.458	4-15	.267	13-20	.650	18	18	7	8	23-0	14-20	34	24	71
Virginia	25-56	.446	7-14	.500	12-14	.857	11	16	6	6	17-0	15-20	35	29	69
Florida State	25-55	.455	6-10	.600	10-12	.833	15	11	8	7	15-0	9-16	25	34	66
Florida State	26-67	.388	9-14	.643	6-14	.429	10	17	3	11	26-0	16-16	32	26	67
North Carolina	33-58	.569	6-12	.500	23-33	.697	17	15	8	12	11-0	14-26	40	36	95
Florida State	18-57	.316	1-15	.067	9-20	.450	7	20	1	6	18-0	20-22	42	25	26
NC State	26-55	.473	9-20	.450	10-13	.796	18	14	7	9	18-0	9-25	34	38	71
Georgia Tech	18-71	.254	9-30	.300	14-19	.737	12	10	4	6	21-0	17-23	40	22	59
Florida State	26-51	.510	4-11	.364	13-22	.591	14	16	5	5	18-0	6-39	45	24	69
Florida State	26-54	.481	7-19	.368	16-19	.842	15	13	3	5	19-0	5-31	36	50	75
Clemson	21-56	.375	9-25	.360	12-20	.600	10	9	1	5	18-0	8-24	32	31	63
Clemson	26-61	.426	5-14	.357	9-12	.750	16	13	2	6	20-0	14-27	41	27	66
Florida State	24-55	.436	6-19	.316	10-16	.625	14	13	4	6	16-0	8-22	30	30	64



2000-01 Statistics

Game-By-Game — Points, Rebounds, Assists

Opponent	WL	Score	Arrington	Anderson	Crawford	Cummings	Dixon, A.	Dixon, N.	Joiner	Lowery	Mathews	Wilson
Florida	L	70-85	4-7-5	5-1-0	6-3-3	6-2-0	6-5-0	11-8-0	18-2-4	2-0-4	4-0-0	8-2-1
Ohio State	L	65-90	13-6-1	4-0-0	8-3-2	2-1-2	3-5-2	12-4-0	7-1-1	0-0-2	16-2-0	0-1-0
DePaul	L	74-80	5-6-5	2-1-0	14-6-2	9-0-1	10-5-5	12-5-0	11-2-1	0-2-3	7-6-0	4-3-0
Rhode Island	W	86-71	15-1-0	2-1-0	16-2-3	4-4-4	4-4-0	23-10-0	12-10-	3-0-4	5-9-0	3-1-0
Minnesota	L	76-71	13-6-7	0-2-1	7-2-1	15-2-0	10-3-1	0-4-0	8-12-2	0-0-1	8-3-0	10-1-0
Furman	L	79-74	9-2-2	0-0-0	7-4-2	8-2-2	17-12-2	12-2-0	14-8-3	0-1-1	2-2-0	5-0-0
South Florida	L	69-54	11-3-0	0-2-0	3-1-2	8-1-0	6-5-0	9-8-0	1-8-0	0-3-3	4-1-1	11-2-0
Vanderbilt	L	60-72	6-2-3	0-2-0	25-4-1	8-4-4	9-6-2	4-5-0	4-2-1	2-1-3	2-3-0	0-1-0
Jacksonville	W	61-75	11-5-7	0-0-0	3-2-5	13-3-1	13-11-0	6-4-0	10-6-0	3-0-0	14-6-0	2-0-1
Cleveland State	L	85-87	85-87	13-5-5	2-3-0	6-3-0	18-5-0	10-11-2	3-4-0	22-10-2	11-6-1	0-1-1
Binghamton	W	57-79	14-5-7	0-0-0	13-2-1	11-3-4	16-7-2	4-3-1	6-6-1	0-2-3	7-5-0	8-2-0
Morgan State	W	64-74	14-6-6	4-3-0	19-2-1	11-3-0	1-7-5	11-10-0	9-3-1	0-1-1	0-0-0	5-3-1
Duke	L	99-72	6-2-5	0-0-0	11-1-0	19-7-0	10-5-2	5-2-0	16-6-2	0-1-2	3-0-0	2-2-2
UNC-Asheville	W	68-76	8-6-6	2-1-0	9-2-3	19-6-3	10-6-1	9-8-0	17-5-1	0-1-0	2-3-0	0-0-0
Wake Forest	L	53-76	6-0-5	0-0-0	3-2-0	11-4-2	4-5-1	2-1-0	8-17-1	0-3-2	15-3-0	4-1-0
Maryland	L	76-55	10-4-1	0-1-0	13-4-3	7-3-2	11-6-1	7-6-1	0-4-1	0-0-0	4-3-0	3-3-1
Virginia	L	71-89	23-2-3	2-3-0	16-1-1	9-1-1	6-6-2	4-2-0	6-8-1	0-0-1	3-1-0	2-0-0
North Carolina	L	80-70	18-3-5	0-1-0	13-1-1	14-4-2	4-7-2	6-10-0	10-6-1	0-0-0	3-1-0	2-0-0
NC State	L	74-81	22-3-3	2-3-0	9-3-0	17-5-1	0-4-1	6-6-0	8-5-1	0-0-0	11-7-0	6-1-0
Georgia Tech	L	68-77	10-6-7	2-5-0	13-3-2	17-3-2	15-4-1	0-0-0	3-5-2	0-0-0	4-1-0	4-2-0
Clemson	W	84-88	16-5-7	2-0-0	10-3-3	14-5-2	12-3-1	6-7-0	14-7-2	0-1-0	7-4-0	7-1-2
Duke	L	58-100	5-3-3	2-0-0	8-2-1	13-2-2	7-4-1	2-2-0	2-1-2	4-4-3	4-3-0	11-3-0
Wake Forest	L	71-65	4-6-5	0-0-0	11-0-1	0-0-0	5-2-0	9-4-0	11-8-5	0-0-1	15-3-0	10-3-0
Maryland	W	74-71	17-9-8	0-0-0	11-4-1	7-1-1	14-4-1	2-1-0	6-4-1	0-0-0	11-4-0	6-7-1
Virginia	L	69-66	20-4-7	0-0-0	2-0-1	12-3-2	7-4-2	7-3-0	11-6-1	0-0-0	4-3-1	3-0-1
North Carolina	L	67-95	12-5-3	0-1-0	12-2-2	6-2-2	9-7-1	5-6-0	5-4-2	0-0-0	8-0-0	8-4-0
NC State	L	47-71	11-5-2	2-1-0	6-0-2	11-6-0	1-4-1	4-5-0	7-8-1	0-0-0	4-1-0	0-3-1
Georgia Tech	W	59-69	13-9-5	0-2-0	20-5-0	6-2-1	7-8-3	2-4-0	8-6-1	0-0-0	13-3-1	0-0-1
Clemson	W	75-63	9-2-7	0-1-0	6-2-0	9-7-4	10-8-0	8-5-0	14-3-1	0-0-0	13-4-0	6-3-1
Clemson	L	66-64	6-0-2	0-3-1	11-2-0	7-6-4	23-5-1	4-5-0	11-6-1	0-0-3	0-0-0	0-2-1

Individual Superlatives *(Opponents' Individual Highs in Italics)*

Points	25	Adrian Crawford vs. Vanderbilt (12/9/00)
	36	<i>Joseph Forte, North Carolina (2-22-01)</i>
Points (1st Half)	15	Michael Joiner vs. Cleveland State (12/19/00)
	17	<i>Will Solomon, Clemson (1/31/01)</i>
Points (2nd Half)	16	Delvon Arrington vs. Virginia (1/16/01)
	22	<i>Joseph Forte, North Carolina (2-22-01)</i>
	16	Adrian Crawford vs. Georgia Tech (2/28/01)
Field Goals Made	9	Nigel Dixon vs. Rhode Island (11-25-00)
	15	<i>Joseph Forte, North Carolina (2-22-01)</i>
	9	Adrian Crawford vs. Vanderbilt (12/9/00)
	9	Delvon Arrington vs. Virginia (1/16/01)
Field Goals Attempted	18	Michael Joiner vs. Cleveland State (12/19/00)
	24	<i>Joseph Forte, North Carolina (2-22-01)</i>
Field Goal Percentage	1.000	Monte Cummings vs. Georgia Tech (1/27/01)
	1.000	<i>Brian Brown, Ohio State (11-23-00)</i>
3 PT Made	7	Adrian Crawford vs. Vanderbilt (12/9/00)
	6	<i>Tony Akins, Georgia Tech (2/28/01)</i>
3 PT Attempted	13	Adrian Crawford vs. Vanderbilt (12/9/00)
	12	<i>Teddy Dupay, Florida (11-17-00)</i>
3 PT Percentage	1.000	Antwan Dixon vs. Binghamton (12/21/00)
	1.000	<i>Brian Brown, Ohio State (11-23-00)</i>
	1.000	<i>Bobby Simmons, DePaul (11-24-00)</i>
	1.000	<i>Roger Mason, Virginia (02-17-01)</i>
FREE THROWS		
Free Throws Made	13	Monte Cummings vs. UNC-Asheville (1/06/01)
	14	<i>Kenny Inge, N.C. State (1/25/01)</i>
Free Throws Attempted	16	Monte Cummings vs. UNC-Asheville (1/06/01)
	17	<i>Kenny Inge, N.C. State (1/25/01)</i>

Free Throw Percentage	1.000	Antwan Dixon vs. DePaul (11-24-00)
	1.000	<i>Kris Hunter, Jacksonville (12/17/00)</i>
	1.000	Michael Joiner vs. Minnesota (11/29/00)
	1.000	<i>Marvin Lewis, Georgia Tech (1/27/01)</i>
	1.000	Monte Cummings vs. Furman (12/04/00)
	1.000	<i>Roger Mason, Virginia (02-17-01)</i>
	1.000	Monte Cummings vs. North Carolina (1/20/01)

REBOUNDS

Offensive Rebounds	6	Nigel Dixon vs. UNC-Asheville (1/6/01)
	8	<i>Chris Hobbs, Clemson (1/31/01)</i>
Defensive Rebounds	12	Michael Joiner vs. Wake Forest (1/09/01)
	10	<i>Terrance Morris, Maryland (1/14/01)</i>
	10	<i>Alvin Jones, Georgia Tech (1/27/01)</i>
Total Rebounds	17	Michael Joiner vs. Wake Forest (1/09/01)
	14	<i>Terrance Morris, Maryland (1/14/01)</i>
	14	<i>Alvin Jones, Georgia Tech (1/27/01)</i>
Rebounds in a Half	9	Antwan Dixon vs. Furman (12/04/00)
	9	<i>Terrance Morris, Maryland (1/14/01)</i>
	9	Michael Joiner vs. Wake Forest (1/09/01)
Assists	8	Delvon Arrington vs. Maryland (02/14/01)
	10	<i>Jason Williams, Duke (02/04/01)</i>
	10	<i>Steve Blake, Maryland (02/14/01)</i>
Blocks	5	Mike Mathews vs. Minnesota (11/29/00)
	7	<i>Brendan Haywood, UNC (1/20/01)</i>
	5	Mike Mathews vs. Furman (12/04/00)
	5	Mike Mathews vs. Virginia (2-17-01)
Steals	6	Delvon Arrington vs. Georgia Tech (1/27/01)
	6	<i>Jason Williams, Duke (02/04/01)</i>
Minutes Played	46	Delvon Arrington vs. Cleveland State (12/19/00)
	46	<i>Theo Dixon, Cleveland State (12-19-00)</i>

2000-01 Statistics

2000-01 Per Game Averages — All Games

#	Player	G	FG	FGA	3P	3PA	FT	FTA	AT	TO	BS	ST
10	Arrington, D.	30	3.9	9.0	1.1	3.1	2.6	3.5	4.8	3.8	0.0	1.9
30	Cummings, M.	20	3.5	7.7	0.1	0.4	3.7	5.0	1.8	1.8	0.2	0.8
5	Crawford, A.	30	3.6	9.3	1.9	5.5	1.3	1.9	1.5	1.5	0.1	0.6
1	Joiner, M.	30	3.6	8.5	0.5	1.6	1.6	2.1	1.4	1.7	0.9	1.1
4	Dixon, A.	30	3.0	6.6	0.9	2.6	1.7	2.5	1.4	1.7	0.4	0.7
33	Mathews, M.	28	2.9	6.2	0.0	0.0	1.5	2.3	0.1	0.8	1.6	0.4
34	Dixon, N.	29	2.6	5.4	0.0	0.0	1.5	3.2	0.1	1.7	0.0	0.2
20	Wilson, A.	30	1.3	3.8	0.3	1.5	1.4	1.4	0.5	0.8	0.1	0.3
50	Anderson, D.	30	0.5	1.2	0.0	0.0	0.1	0.1	0.1	0.4	0.4	0.1
23	Haywood, M.	9	0.2	0.6	0.0	0.0	0.1	0.1	0.6	0.4	0.2	0.2
12	Lowery, R.	27	0.2	0.9	0.1	0.3	0.1	0.1	1.3	0.8	0.0	0.1
15	Murray, P.	5	0.0	0.2	0.0	0.0	0.4	0.0	0.2	0.0	0.0	0.0
21	Moran, N.	2	0.0	1.0	0.0	0.5	0.0	0.0	0.0	0.0	0.0	0.5
Florida State		30	24.7	57.8	4.9	15.5	15.1	22.5	13.0	14.7	3.4	6.2
Opponents		30	26.5	58.5	7.3	18.5	16.0	22.9	14.3	13.0	4.4	7.5

2000-01 Per Game Averages — ACC Games

#	Player	G	FG	FGA	3P	3PA	FT	FTA	AT	TO	BS	ST
10	Arrington, D.	16	4.8	9.8	1.3	3.1	1.8	2.6	4.8	4.5	0.0	2.2
30	Cummings, M.	15	3.9	8.5	0.1	0.4	3.5	4.8	1.7	1.8	0.3	0.9
5	Crawford, A.	16	3.6	3.6	1.6	4.9	1.5	2.1	1.7	1.7	0.1	0.3
1	Joiner, M.	16	3.1	3.1	0.6	1.9	1.4	1.9	1.4	1.4	1.0	1.1
4	Dixon, A.	16	2.6	2.6	1.1	2.9	1.4	2.3	1.3	1.6	0.3	0.8
33	Mathews, M.	16	3.1	3.1	0.0	0.0	1.5	2.5	0.1	0.8	1.3	0.2
34	Dixon, N.	15	2.1	2.1	0.0	0.0	0.9	2.4	0.1	1.4	0.0	0.3
20	Wilson, A.	16	1.5	1.5	0.3	1.3	1.3	1.8	0.6	0.8	0.1	0.3
50	Anderson, D.	16	0.4	0.4	0.0	0.0	0.0	0.3	0.0	0.2	0.3	0.1
12	Lowery, R.	13	0.2	0.2	0.0	0.2	0.0	0.0	0.7	0.8	0.0	0.2
23	Haywood, M.	7	0.1	0.1	0.0	0.0	0.0	0.0	0.6	0.3	0.3	0.3
15	Murray, P.	2	0.0	0.0	0.0	0.0	0.0	1.0	0.0	0.0	0.0	0.0
Florida State		16	24.7	58.4	5.0	14.7	13.0	20.4	11.9	14.8	3.3	6.2
Opponents		16	27.6	60.1	7.4	18.9	16.5	22.8	13.9	12.6	5.2	7.5

2000-01 Florida State Basketball Accolades

In Double Figures

Points - Season (Career)

Delvon Arrington 20 (40); Monte Cummings 15 (15); Antwan Dixon 14 (20); Michael Joiner 14 (14); Mike Mathews 9 (9); Nigel Dixon 6 (7); Andrew Wilson 4 (4); David Anderson 0 (1).

Rebounds - Season (Career)

Antwan Dixon 3 (3); Nigel Dixon 3 (3); Michael Joiner 3 (3).

Double-Doubles - Season (Career)

Antwan Dixon 3 (3); Nigel Dixon 2 (2); Michael Joiner 2 (2); Delvon Arrington 0 (4).

GAMES AS LEADING

Scorer

Delvon Arrington	9
Monte Cummings	6
Adrian Crawford	6
Mike Mathews	4
Michael Joiner	3
Antwan Dixon	3
Nigel Dixon	1
Andrew Wilson	1

Rebounder

Antwan Dixon	10
Michael Joiner	8
Nigel Dixon	6
Delvon Arrington	4
Monte Cummings	2
Mike Mathews	2
Adrian Crawford	1
Ryan Lowery	1

STARTING LINEUPS

Joiner, A. Dixon, N. Dixon, Crawford, Arrington	6-15
Joiner, A. Dixon, Mathews, Crawford, Arrington	3-6

FSU'S RECORD WIN

At Home	6-9
On the Road	2-9
Neutral Sites	1-3
vs. ACC	4-13
Home ACC	2-5
Road ACC	2-8
Non-Conference	4-8
After a Win	2-7
After a Loss	7-13
Shooting Greater Than 50 Percent	2-1
Shooting Less Than 50 Percent	7-20
Opponent Shooting Greater Than 50 Percent	0-4
Opponent Shooting Less Than 50 Percent	9-17
Outrebound Opponent	8-7
Outrebounded	1-14

Scoring Greater Than 80 Points	2-2
Holding Opponents To Less Than 70 Points	7-3
Margin 1-5 points	2-6
Margin 6-10 Points	4-5
Margin 11-15 Points	2-5
Margin 16+ Points	0-7
Vs. AP Top 10	0-5
Vs. AP Top 25	1-8
Final AP Top 25	0-7
Final USA Top 25	0-8
Longest Winning Streak	3
Longest Losing Streak	6
Leading At Halftime	7-4
Trailing At Halftime	2-17
Tied At Halftime	0-0
In Overtime	1-3
Day Games	4-8
Night Games	8-9
White Uniforms	9-7
Garnet Uniforms	3-10
On Television	6-18
ESPN	0-3
ESPN2	0-2
R/IP	1-8
Sunshine	3-3
Regional Sports Network	1-4
Leading With 5 Minutes Left	8-1
November	1-4
December	3-4
January	2-7
February	2-5
March	1-1
Sunday	1-3
Monday	0-1
Tuesday	0-3
Wednesday	3-1
Thursday	1-6
Friday	0-2
Saturday	4-5




2000-01 Statistics

2000-01 Honors



Michael Joiner

- Two-time ACC Rookie of the Week
- All-ACC Rookie Team
- Honorable Mention Freshman All-American by *College Hoops Insider*.



Michael Joiner averaged 9.3 points, 6.0 rebounds and 30.0 minutes per game as a freshman during the 2000-01 season. He was named to the All-ACC Rookie Team.

2000-01 Florida State Basketball Team Awards



HUGH DURHAM
MOST VALUABLE
PLAYER
Delvon Arrington



BOB SURA
LEADING
SCORER
Delvon Arrington



DAVE COWENS
REBOUNTING
Michael Joiner



CHARLIE WARD
DEFENSIVE
Delvon Arrington



MOST
IMPROVED
PLAYER
Mike Mathews



OTTO PETTY
ASSIST
Delvon Arrington



MR. WALK-ON
Marcell Haywood



FREE THROW
PERCENTAGE
PER GAME
Michael Joiner



FIELD GOAL
PERCENTAGE
PER GAME
Nigel Dixon



ACADEMIC
AWARD
Ryan Lowery



IRON MAN
AWARD
Delvon Arrington



CAPTAINS AWARD

Adrian Crawford, Delvon Arrington, Antwuan Dixon





2000-01 Statistics

2000-01 Florida State Departing Lettermen



Adrian Crawford
6-5, 205, Senior, Guard
Akron, OH (University of Tulsa)

ON CRAWFORD: Ranks fourth in school history with 135 3-point shots made and ranks fifth in school history with 375 3-point shots attempted in 75 career games at Florida State ... his seven 3-point shots made against Temple (Dec. 14, 1998) and Vanderbilt (Dec. 9, 2000) is tied for the third highest total of 3-point shots made in a single game in school history ... made 161 3-point shots in 449 attempts during his four-year career (one year at the University of Tulsa and three years at Florida State) ... his 64 3-point shots made during the 1998-99 season ranks as the ninth highest single-season total in school history while his 58 3-point shots made during the 2000-01 season is tied for the 10-highest single-season total in school history ... is one of three players in school history (joining George McCloud) to have two different single-season 3-point shots made totals among the top 10 in school history ... a team tri-captain his senior season.

AS A SENIOR (2000-01): Averaged a near career-high 10.4 points (second on the team), credited with 44 total assists (third on the team), a near-career high 2.4 rebounds and a career-high 17 steals as he played in 30 games ... started a career-high 29 games including the final 24 of the season ... Florida State's top 3-point shooting threat with 58 made from beyond the arc ... averaged 1.93 made 3-points shots per game ... marked the second time during his career that he averaged 1.9 3-point shots made per game or more for a single season during his career ... tied his career-high with seven 3-pointers made against Vanderbilt (Dec. 9) as he tied his career high scoring total with 25 points on the road against the Commodores ... career high tying seven 3-point shots made against Vanderbilt came in a career-high tying 13 3-point shots attempted during the game ... made at least one 3-point shot in 18 of the final 20 games during the regular season and had ten games of at least seven 3-point shots attempted ... 15 games with multiple 3-point shots made including four against DePaul and five against Morgan State ... one of three Seminoles to average in double figure scoring with a 10.4 points per game average ... scored a near-career-high 311 total points in 30 games for the season ... his career-high tying 25 points against Vanderbilt was the most scored by a Seminole player during the 2000-01 season ... was one of two players on the team to score 20 points or more in a single game multiple times ... three straight double figures scoring games twice during his senior season: against Binghamton (13 points), Morgan State (19 points)

2000-01 Season and Career Highs

	Season	Career
Points	25 at Vanderbilt (12-9-00)	25 at Temple (12-14-98) 25 at Vanderbilt (12-9-00)
Rebounds	6 vs. DePaul (12-24-00)	6, seven times
Field Goals	7 at Vanderbilt (12-9-00)	8 at Temple (12-14-98)
Field Goal Att.	13 at Vanderbilt (12-9-00)	14, three times
3-Point Field Goals	7 at Vanderbilt (12-9-00)	7 at Temple (12-14-98) 7 at Vanderbilt (12-9-00)
3-Point Field Goal Att.	13 at Vanderbilt (12-9-00)	13 at Vanderbilt (12-9-00)
Free Throws	5 vs. Furman (12-4-00)	7 vs. Clemson (3-4-99)
Free Throws Att.	7 vs. Georgia Tech (2-28-01)	10 vs. Clemson (3-4-99)
Assists	5 vs. Jacksonville (12-17-00)	8 vs. San Jose State (2-10-97) 5 vs. Wake Forest (2-10-01)
Steals	3 vs. Wake Forest (2-10-01)	3 vs. Georgia Tech (2-11-99) 3 vs. Wake Forest (2-10-01)
Blocked Shots	1 vs. Maryland (1-14-01)	1, six times
Turnovers	5 vs. Florida (11-17-00)	6, two times
Minutes	34, three times	36, three times
Double-Doubles	0	0
Double-Figure Scoring Games	13	24

and Duke (11 points) and against Maryland (13 points), at Virginia (16 points) and against North Carolina (13 points) ... scored 20 points and had five rebounds in his final home game on Senior Night against Georgia Tech on Feb. 28 ... his 20 points against the Yellow Jackets was only two points away from tying his ACC game career-high of 22 which he scored against Virginia during his sophomore season ... 20 points against Georgia Tech came on a career-high .875 shooting (seven-of-eight) from the field which included the making his final seven consecutive shots during the game ... his Senior Night outing lifted the Seminoles past the Yellow Jackets, 69-59, as Florida State defeated one of its two opponents which appeared in the 2001 NCAA Tournament ... double-figure scoring in 14 of Florida State's 30 games during the 2000-01 season and in 38 games during his career ... 15 points or more scored a career-high tying five times during the season ... nine double figure scoring games against conference teams ... made a career-high 39 free throws and shot nearly 70 percent from the free throw line (69.6 percent) ... was perfect from the free throw line, a career-high nine times to bring his total to 13 during his career ... made a season-high five free throws against Furman on Dec. 4 ... got himself to the line frequently as a senior with 56 attempts and four or more attempts in six different games ... four-of-five free throws made in Florida State's victory over No. 17 Maryland on Feb. 14 ... all of his made free throws against the Terps came in the second half ... made one free throw with 13 seconds

(continued on page 182)

Adrian Crawford's Career Statistics

Year	G-GS	FG-A	PCT.	3FG-3FGA	PCT.	FT-FTA	PCT.	PIS.-WG.	OR	DR	TR-WG.	PF-D	AST	TO	BLK	STL	MIN
1996-97	34-1	50-127	.394	26-74	.351	19-26	.731	145-4.3	6	29	35-1.0	36-0	71	56	1	16	479-14.1
1998-99	30-4	108-288	.375	64-161	.398	38-66	.576	318-10.6	18	65	83-2.8	58-1	85	66	3	16	854-28.5
1999-00	15-5	29-91	.319	13-48	.271	8-13	.615	79-5.3	3	18	21-1.4	17-0	13	25	1	3	284-18.9
2000-01	30-29	107-279	.384	58-166	.349	39-56	.696	311-10.4	20	51	71-2.4	58-1	44	49	1	17	781-26.0
Totals	109-39	294-785	.375	161-449	.359	104-161	.646	853-7.8	47	163	210-1.9	169-2	213	196	6	52	2,398-22.0

Adrian Crawford's Conference Statistics

Year	G-GS	FG-A	PCT.	3FG-3FGA	PCT.	FT-FTA	PCT.	PIS.-WG.	OR	DR	TR-WG.	PF-D	AST	TO	BLK	STL	MIN
1996-97	16-1	50-127	.394	26-74	.351	19-26	.731	81-5.1	6	29	35-1.0	36-0	71	56	1	16	242-15.4
1998-99	10-2	57-158	.361	33-89	.371	16-35	.457	163-10.2	13	38	51-3.2	58-0	45	34	2	10	455-28.4
1999-00	5-0	7-25	.280	3-12	.250	0-0	.000	17-3.4	0	2	2-0.4	17-0	4	6	0	1	73-14.6
2000-01	16-16	57-145	.393	26-79	.329	24-34	.706	164-10.3	9	24	33-2.1	38-1	18	26	1	4	425-26.6
Totals	53-19	171-455	.376	88-254	.346	62-95	.653	425-8.0	28	93	121-2.3	149-1	138	122	4	31	1,195-22.6



2000-01 Statistics

2000-01 Florida State Departing Lettermen

(continued from page 181)

remaining in the game giving the Seminoles an insurmountable lead ... His free throw progression against Maryland went as follows: 13:16 remaining in the second half, bonus (1 shot), made one-of-one to give Florida State a 45-39 lead; 11:52 remaining in the second half, two-shot shooting foul, made two-of-two, to give Florida State a 49-41 lead; 34 seconds remaining in the second half, two-shot shooting foul, made one-of-two to give Florida State an insurmountable 72-69 lead ... a single-season career-high 17 steals including a single-game career-high tying three steals against Wake Forest on Feb. 10 ... his 17 steals ranked as the fifth-highest total on the team ... multiple steals came a career-high tying three times which included two against Florida on Nov. 17, two against Binghamton on Dec. 21 and three against Wake Forest ... credited with 44 assists to rank third on the team ... his 44 total assists and 1.5 assists per game average ranks as his Florida State single-season career-high ... recorded his season-high of five assists against Jacksonville on Dec. 17 and against Wake Forest on Feb. 10 ... multiple assists in 14 games as a senior ... second-best rebounding season of his career with 71 assists for a 2.4 assists per game average ... led Florida State in rebounding with a career-high tying six against DePaul in the second round of the Great Alaska Shootout on Nov. 24 ... a career-high tying two offensive rebounds against the Blue Demons and four total times during his senior season ... career-high five defensive rebounds came against Georgia Tech on Feb. 28 on Senior Night ... His outing helped the Seminoles defeat the Yellow Jackets ... his five defensive rebounds translated into five total rebounds as the Seminoles won at home ... totaled 12 rebounds (4.0 rebounds per game) in the first three games of the season against NCAA Tournament participants Florida (three), Ohio State (three) and against DePaul (six) in the opening round of the Great Alaska Shootout.

AS A JUNIOR (1999-00): Persevered through an injury-plagued season and appeared in only 15 games ... missed the final 10 games and 11 of the final 12 with pain ... his numbers dropped off dramatically from an excellent sophomore season due to the injury ... averaged 18.9 minutes of playing time after averaging 28.5 as a sophomore ... averaged 3.5 points and hit 31.9 percent of his field goal attempts (29-of-91) ... also made just 13-of-48 shots from 3-point range (27.1 percent) after ranking among the ACC leaders in that category the previous season ... scored in double figures three times ... scored his season-high of 12 points in a season-high 31 minutes as the Seminoles defeated Northwestern in the ACC-Big Ten Challenge ... had 11 points on four-of-seven shooting and grabbed five rebounds against No. 7 Auburn on Dec. 6

1996-97 Game-By-Game Statistics - Adrian Crawford (at University of Tulsa)

Date	Opponent	G-GS	Min	FG-A	Pct.	3FG-A	Pct.	FT-A	Pct.	O-D	Rebs	PF	A	TO	B	S	Pts
N20	at UCLA	1-0	13	2-4	.500	1-3	.333	1-2	.500	0-0	0	3	1	2	0	0	6
N22	Oklahoma State	2-0	12	0-2	.000	0-1	.000	0-0	.000	0-1	1	0	1	3	0	0	0
N27	vs. Duke	3-0	14	0-0	.000	0-0	.000	0-0	.000	0-1	1	2	2	3	0	1	0
N29	vs. Evansville	4-0	21	2-6	.333	1-4	.250	2-2	1.000	0-2	2	2	2	4	0	2	7
D2	Delaware State	6-0	19	2-6	.333	2-6	.333	3-4	.750	0-2	2	1	4	2	0	1	9
D4	vs. Houston	6-0	11	0-2	.000	0-1	.000	0-1	.000	0-0	0	1	3	4	0	0	0
D7	vs. St. Joseph's	7-0	13	4-4	1.000	3-3	1.000	1-1	1.000	0-0	0	1	1	5	0	1	12
D14	Temple	8-0	10	1-1	1.000	1-1	1.000	1-2	.500	0-1	1	0	2	1	0	0	4
D19	at Wichita State	9-0	7	0-1	.000	0-1	.000	0-0	.000	0-0	0	1	1	1	0	0	0
D27	vs. Southwest Texas	10-0	12	0-3	.000	0-1	.000	0-0	.000	0-0	0	1	2	0	1	1	0
D28	vs. Oklahoma	11-0	9	0-3	.000	0-1	.000	0-0	.000	0-1	1	0	1	2	0	0	0
D31	at Tulane	12-0	18	1-7	.143	0-4	.000	2-2	1.000	0-0	0	2	5	0	0	0	4
J4	at San Jose State	13-0	10	0-1	.000	0-0	.000	0-0	.000	0-0	0	0	2	0	0	0	0
J8	Southern Utah	14-0	13	1-4	.250	1-3	.333	0-0	.000	0-0	0	2	0	1	0	0	3
J11	Oral Roberts	15-0	4	1-3	.333	0-1	.000	0-0	.000	0-0	0	0	2	0	0	0	2
J13	Rice	16-0	10	0-3	.000	0-2	.000	2-2	1.000	0-1	1	2	2	1	0	1	2
J16	New Mexico	17-0	10	1-1	1.000	0-0	.000	0-0	.000	0-1	1	0	4	0	0	0	2
J18	Texas El-Paso	18-0	11	2-2	1.000	1-1	1.000	0-0	.000	0-0	0	0	1	1	0	0	5
J25	at Brigham Young	19-0	9	1-1	1.000	1-1	1.000	0-0	.000	0-1	1	0	0	1	0	1	3
J27	at Utah	20-0	19	2-5	.400	1-2	.500	0-0	.000	0-1	1	0	2	1	0	0	5
J31	Southern Methodist	21-0	17	5-5	1.000	4-4	1.000	0-0	.000	0-3	3	2	1	3	0	1	14
F1	Texas Christian	22-0	11	3-5	.600	1-2	.500	0-0	.000	0-1	1	2	1	1	0	0	7
F6	at Rice	23-0	16	2-5	.400	0-2	.000	0-0	.000	1-1	2	2	0	0	0	0	4
F10	San Jose State	24-1	32	3-7	.429	2-4	.500	3-6	.500	0-5	5	1	8	4	0	1	11
F13	at Texas El-Paso	25-1	12	1-1	1.000	1-1	1.000	0-0	.000	0-1	1	1	4	1	0	1	3
F16	at New Mexico	26-1	21	4-10	.400	2-7	.286	0-0	.000	2-0	2	0	1	1	0	1	10
F20	Brigham Young	27-1	6	0-1	.000	0-0	.000	0-0	.000	0-1	1	2	0	2	0	0	0
F22	Utah	28-1	24	4-8	.500	1-3	.333	2-2	1.000	0-2	2	0	2	1	0	0	11
F27	at Texas Christian	29-1	15	1-4	.250	0-2	.000	0-0	.000	0-0	0	1	5	4	0	1	2
M1	at S. Methodist	30-1	18	0-1	.000	0-1	.000	2-2	1.000	0-0	0	0	3	3	0	1	2
M6	UNLV	31-1	16	2-5	.400	1-3	.333	0-0	.000	2-0	2	0	1	0	0	1	5
M7	vs. Texas Christian	32-1	12	1-4	.250	0-1	.000	0-0	.000	0-1	1	3	1	1	0	0	2
M17	vs. Boston Univ.	33-1	16	3-7	.429	1-4	.250	0-0	.000	0-1	1	1	4	1	0	0	7
M19	vs. Clemson	34-1	17	1-5	.200	1-4	.250	0-0	.000	0-1	1	3	2	2	0	1	3

1998-99 Game-By-Game Statistics - Adrian Crawford (at Florida State University)

Date	Opponent	G-GS	Min	FG-A	Pct.	3FG-A	Pct.	FT-A	Pct.	O-D	Rebs	PF	A	TO	B	S	Pts
N13	Sam Houston	1-0	26	1-6	.167	0-2	.000	1-1	1.000	0-2	2	1	4	2	1	0	3
N20	Florida	2-0	30	5-14	.357	3-8	.375	0-2	.000	0-2	2	2	2	3	0	0	13
N24	Idaho	3-1	36	4-9	.444	2-5	.400	0-0	.000	1-1	2	1	4	3	0	0	10
D1	at Virginia	4-1	35	8-12	.750	5-8	.625	1-3	.333	2-2	4	0	3	2	0	0	22
D6	Auburn	5-1	26	2-7	.286	1-3	.333	2-2	1.000	0-3	3	3	3	1	0	0	7
D14	at Temple	6-1	33	8-12	.750	7-10	.700	2-3	.667	0-2	2	1	4	4	0	1	25
D17	at Jacksonville	7-2	29	3-10	.300	2-5	.400	0-0	.000	0-0	0	1	1	3	0	1	8
D20	Georgia Southern	8-2	21	1-6	.167	0-3	.000	2-2	1.000	1-3	4	2	6	2	0	0	4
D23	at Butler	9-2	30	4-13	.308	4-9	.444	0-0	.000	1-4	5	5	2	3	0	0	12
D28	vs. Princeton	10-2	29	4-9	.444	1-4	.250	0-0	.000	1-1	2	2	3	0	0	0	9
D29	vs. Mississippi St.	11-2	28	3-10	.300	2-4	.500	2-4	.500	0-2	2	0	1	0	0	0	10
D30	vs. Murray State	12-2	33	5-12	.417	2-5	.400	2-2	1.000	1-0	1	1	6	1	0	2	14
J6	North Carolina	13-2	18	3-13	.231	2-5	.250	0-0	.000	0-1	1	0	2	0	0	1	8
J9	at Georgia Tech	14-2	17	1-5	.200	0-2	.000	0-1	.000	1-3	4	2	2	6	0	0	2
J12	Clemson	15-2	24	1-7	.143	1-5	.200	0-2	.000	0-2	2	1	4	1	0	0	3
J16	at Duke	16-2	32	6-13	.462	1-4	.250	1-2	.500	1-1	2	4	2	1	0	1	14
J20	Wake Forest	17-2	26	4-5	.800	4-4	1.000	2-2	1.000	0-0	0	0	4	1	1	0	14
J23	NC State	18-2	26	1-7	.143	1-7	.143	2-5	.400	0-3	3	1	1	3	0	1	5
J27	at Maryland	19-2	31	5-12	.417	4-7	.571	3-4	.750	2-1	3	1	5	4	0	0	17
J30	Virginia	20-2	31	5-11	.455	3-7	.429	0-0	.000	0-0	0	4	1	0	0	1	13
F2	South Florida	21-2	26	3-4	.750	3-4	.750	2-2	1.000	0-1	1	1	0	6	0	0	11
F7	at North Carolina	22-2	28	2-8	.200	1-3	.333	1-3	.333	0-4	4	1	3	0	0	1	6
F11	Georgia Tech	23-2	36	5-13	.385	1-6	.167	3-6	.500	2-4	6	2	5	4	0	3	14
F14	at Clemson	24-2	23	1-8	.125	1-4	.250	0-0	.000	0-6	6	2	1	1	0	0	3
F17	Duke	25-2	26	2-10	.200	2-3	.667	0-0	.000	2-2	4	1	2	2	0	0	6
F20	at Wake Forest	26-3	34	7-13	.538	3-7	.429	0-0	.000	1-1	2	4	3	4	0	1	17
F24	at NC State	27-4	36	4-11	.364	3-8	.375	0-0	.000	0-4	4	3	4	1	1	1	11
F27	Maryland	28-4	32	2-10	.200	1-6	.167	3-5	.600	2-4	6	4	3	4	0	0	8
M4	vs. Clemson	29-4	33	5-12	.417	3-7	.429	7-10	.700	0-3	3	2	4	2	0	2	20
M5	vs. Maryland	30-4	20	3-6	.500	1-3	.333	2-3	.667	0-3	3	5	0	2	0	0	9

2000-01 Statistics

2000-01 Florida State Departing Lettermen

... scored 10 points against The Citadel on Dec. 30 ... played in five ACC games, averaging 3.4 points and 14.6 minutes per game.

AS A SOPHOMORE (1998-99): Averaged 10.6 points in 30 games during his first season as a Seminole ... was one of the top 3-point shooting specialists in the ACC and ranked as the conference's top sixth man ... ranked fourth on the team in scoring and led the Seminoles with a career-high 64 3-point shots made ... His 64 3-point shots made ranks as the ninth highest single-season total in school history ... ranked fifth in the ACC in 3-point field goal percentage as he made a career-high 39.8 percent of his attempts (64-of-161) ... averaged a career-high 2.9 assists per game in 28.5 minutes of playing time ... earned playing time at both the point and off guard positions ... scored in double figures 16 times and totaled 20 or more points three times ... displayed his all-star capabilities in Florida State's 72-69 victory over Virginia in the conference season opener on Dec. 1 ... scored a then-career-high (and ACC career-high of 22 points against the Cavaliers on eight-of-12 shooting, including five-of-eight accuracy from 3-point range ... bested that long range effort two games later against Temple on Dec. 14 with a career-high 25 points ... was eight-of-12 from the field against the Owls including a career-high seven 3-point shots made ... scored 20 points in Florida's State's ACC Tournament victory over Clemson on March 4 ... averaged 15.5 points on 11-of-18 shooting (61.1 percent) from the field and a stellar seven-of-11 shooting (63.6) from the 3-point line in two conference games against Wake Forest ... had 14 points, six rebounds and five assists in a double overtime game against Georgia Tech on Feb. 11 ... It was Crawford who sent the game into the first overtime with a runner from the lane with 4.5 seconds remaining in regulation time.

1997-98: Sat out the season under NCAA regulations after transferring to Florida State from Tulsa ... practiced with the Seminoles and learned the offenses and defenses during his redshirt season ... practiced as a member of Florida State's NCAA Tournament team which advanced to the second round of the tournament.

AS A FRESHMAN (1996-97): Appeared in 34 games while starting one as a freshman at the University of Tulsa under head coach Steve Robinson ... selected to the Western Athletic Conference Mountain Division all-newcomer team by the league's media ... averaged 4.3 points, 2.1 rebounds and 14.1 minutes for the Golden Hurricane who advanced to the second round of the NCAA Tournament ... scored in double figures five times and posted seven games of four or more assists ... third on the team with 71 assists, an average of 2.4 per game ... averaged 5.0 points in Tulsa's two NCAA Tournament games ... scored seven points and had four assists in 16 minutes played in Tulsa's first round victory over Boston University ... scored three points and added two rebounds in 17 minutes played in the Golden Hurricane's second round game against Clemson ... scored six points against UCLA in his first career game in only 13 minutes of action ... scored his season high of 14 points on four-of-five shooting

1999-00 Game-By-Game Statistics - Adrian Crawford (at Florida State University)

Date	Opponent	G-GS	Min	FG-A	Pct.	3FG-A	Pct.	FT-A	Pct.	O-D	Rebs	PF	A	TO	B	S	Pts
N19	at Florida	1-0	14	1-3	.333	1-3	.333	1-2	.500	1-2	3	1	1	4	1	0	4
N27	Jacksonville	2-0	6	0-2	.000	0-0	.000	0-0	.000	0-0	0	0	0	0	0	0	0
N29	Temple	3-0	14	2-4	.500	2-4	.500	0-0	.000	0-2	2	1	0	2	0	0	6
D1	at Northwestern	4-0	31	5-13	.385	2-6	.333	0-0	.000	0-3	3	0	1	1	0	1	12
D5	at Auburn	5-1	29	4-7	.571	2-3	.667	1-4	.250	1-4	5	3	2	2	0	0	11
D11	Seton Hall	6-2	31	2-10	.200	0-5	.000	2-3	.667	0-2	2	3	1	2	0	0	6
D18	vs. Massachusetts	7-3	31	3-11	.273	0-4	.000	0-0	.000	1-2	3	4	0	2	0	0	6
D22	Vanderbilt	8-4	15	1-5	.200	1-2	.500	2-2	1.000	0-0	0	0	1	2	0	1	5
D30	The Citadel	9-5	22	3-6	.500	2-5	.400	2-2	1.000	0-2	2	0	1	3	0	0	10
J1	at Wake Forest	10-5	20	2-8	.250	1-4	.250	0-0	.000	0-0	0	0	3	2	0	1	5
J8	at South Florida	11-5	18	1-5	.200	0-4	.000	0-0	.000	0-0	0	1	2	1	0	0	2
J16	Duke	12-5	21	3-5	.600	1-3	.333	0-0	.000	0-1	1	0	1	2	0	0	5
J19	at Georgia Tech	13-5	6	0-3	.000	0-1	.000	0-0	.000	0-0	0	0	0	0	0	0	0
J29	Maryland	14-5	11	2-4	.500	1-2	.500	0-0	.000	0-1	1	2	0	1	0	0	5
F2	at NC State	15-5	15	1-5	.200	0-3	.000	0-0	.000	0-0	0	2	0	1	0	0	2

2000-01 Game-By-Game Statistics — Adrian Crawford (at Florida State University)

Date	Opponent	G-GS	Min	FG-A	Pct.	3FG-A	Pct.	FT-A	Pct.	O-D	Rebs	PF	A	TO	B	S	Pts
N17	Florida	1-1	27	2-7	.286	2-5	.400	0-0	.000	1-2	3	0	3	0	2	6	
N23	vs. Ohio St.	2-2	26	3-10	.300	1-6	.167	1-1	1.000	1-2	3	0	2	0	1	8	
N24	vs. DePaul	3-3	29	5-11	.455	4-8	.500	0-0	.000	2-4	6	1	2	0	0	14	
N25	vs. Rhode Island	4-4	25	7-11	.636	2-4	.500	0-3	.000	0-2	2	2	3	0	1	16	
N29	Minnesota	5-5	21	2-8	.250	1-5	.200	2-2	1.000	1-1	2	2	1	0	0	7	
D4	Furman	6-5	22	1-5	.200	0-2	.000	5-6	.833	0-4	4	1	2	0	1	7	
D7	S. Florida	7-6	20	0-8	.000	0-5	.000	3-5	.600	1-0	1	3	2	0	0	3	
D9	at Vanderbilt	8-7	34	9-16	.563	7-13	.538	0-0	.000	1-3	4	2	1	0	1	25	
D17	Jacksonville	9-8	26	1-5	.200	1-3	.333	0-0	.000	0-2	2	2	5	0	1	3	
D19	at Cleveland St.	10-9	31	2-11	.182	0-7	.000	2-2	1.000	1-2	3	4	0	0	1	6	
D21	Binghamton	11-10	18	5-10	.500	3-5	.600	0-0	.000	1-1	2	1	1	0	2	13	
D30	Morgan St.	12-11	25	6-11	.545	5-9	.556	2-2	1.000	0-2	2	0	1	0	1	19	
J4	Duke	13-12	26	4-7	.571	3-3	1.000	0-0	.000	0-1	1	3	0	0	0	11	
J6	UNC Asheville	14-13	23	3-12	.250	3-8	.375	2-2	1.000	2-0	2	2	3	0	1	9	
J9	at Wake Forest	15-14	19	1-6	.167	1-4	.250	0-0	.000	1-2	2	0	0	0	1	3	
J14	Maryland	16-15	33	4-9	.444	1-6	.167	4-6	.667	2-2	4	1	3	1	0	13	
J16	at Virginia	17-16	34	7-12	.583	1-5	.200	1-1	1.000	1-0	1	2	1	0	0	16	
J20	North Carolina	18-17	29	4-9	.444	3-7	.429	2-2	1.000	0-2	1	4	1	0	0	13	
J25	NC State	19-18	30	3-11	.272	1-3	.333	2-2	1.000	1-2	3	2	0	0	0	9	
J27	at Georgia Tech	20-19	29	5-14	.357	1-7	.143	2-3	.667	0-3	3	5	2	0	1	13	
J31	Clemson	21-20	28	4-14	.286	2-9	.222	0-0	.000	2-1	3	3	3	0	0	10	
F10	at Duke	22-21	23	4-8	.500	0-3	.000	0-0	.000	0-2	2	3	1	0	0	8	
F14	Wake Forest	23-22	34	3-7	.429	2-6	.333	3-4	.750	0-0	0	1	5	0	3	4	
F17	at Maryland	24-23	34	3-11	.272	1-5	.200	4-5	.800	1-3	4	4	1	0	0	1	
F17	Virginia	25-24	19	0-5	.000	0-2	.000	2-2	1.000	0-0	0	1	1	0	0	2	
F22	at North Carolina	26-25	21	4-9	.444	4-4	1.000	0-0	.000	1-1	2	3	2	0	0	12	
F25	at NC State	27-26	27	2-9	.222	1-7	.143	1-2	.500	0-0	0	1	2	0	1	6	
F28	Georgia Tech	28-27	27	7-8	.875	3-4	.750	3-7	.429	0-5	5	1	0	0	0	20	
M3	at Clemson	29-28	21	2-6	.333	2-4	.500	0-0	.000	0-2	2	3	0	0	0	6	
M8	vs. Clemson (ACC)	30-29	29	4-9	.445	3-7	.429	0-0	.000	0-2	2	0	0	0	1	11	

from the field including four 3-pointers, while grabbing four rebounds in a victory over Southern Methodist ... earned his first career start against San Jose State and scored 11 points to go along with eight assists and five rebounds on Feb. 10 ... scored 12 points as he connected on four-of-four shots from the field and three-of-three from 3-point range in 13 minutes played against St. Joseph's on Dec. 7.

HIGH SCHOOL: Graduated from Barberton High School in 1996 ... considered to be one of the top 70 recruits in the nation as a high school senior ... an all-state first team selection his senior season ... averaged 19.0 points, 5.2 assists and 4.0 rebounds as a senior ... scored 30 points or more five times as a senior and established the school record by hitting seven 3-point shots in a single game as a senior ... played in the Hoosier Lottery All-America game following his senior season.

PERSONAL: Born Aug. 14, 1978 ... Adrian is the son of Elaine and Coleman Crawford ... Coleman was an assistant coach at Florida State during his four years as a Seminole.



The Atlantic Coast Conference: The Tradition Continues

THE TRADITION

Consistency. It's the mark of true excellence in any endeavor. However, in today's intercollegiate athletics, competition has become so balanced and so competitive that it is virtually impossible to maintain a high level of consistency.

Yet the Atlantic Coast Conference has defied the odds. Now in its 49th year of competition, the ACC has long enjoyed the reputation as one of the strongest and most competitive intercollegiate conferences in the nation. And that is not mere conjecture, the numbers support it. Since the league's inception in 1953, ACC schools have captured 82 national championships, including 40 in men's competition and 42 in women's. In addition, 120 men and 31 women have earned the coveted title of NCAA champion.

If success is best measured in terms of wins and losses, then the ACC is unrivaled in NCAA annals. With Duke's victory over Arizona in last year's national title game, ACC teams have captured eight NCAA basketball championships, including four over the last 11 years. No conference has posted a better NCAA Tournament record than the ACC since the NCAA's inaugural tournament in 1938. The nine current conference members have posted an NCAA Tournament-best mark of 286-147 for a sterling .661 winning percentage against the nation's toughest competition.

Since 1985, when the NCAA Tournament was expanded to 64 teams, the ACC teams have been even more impressive compiling a 174-84 (.674) NCAA record, including 49 "Sweet 16" appearances and 17 Final Four berths. Since 1985, 49 of the 88 ACC teams receiving NCAA berths have won at least two NCAA Tournament games. Over the last four years, the ACC is the only conference in the nation to have each of its teams ranked at least one week in the *Associated Press* poll. Even more impressive, since 1990 ACC teams are 148-141 against non-conference ranked opponents. North Carolina and Duke lead all ACC schools with three NCAA championships each while NC State has two NCAA titles to its credit. The Tar Heels captured NCAA titles in 1957, 1982 and 1993 while the Blue Devils, prior to last year's title, won back-to-back championships in 1991 and 1992. The Wolfpack walked away with the coveted crown in 1974 and 1983.

The stature of ACC basketball is defined by its national television exposure. An all-time high 145 televised games involving ACC teams headline the league's 2001-2002 schedule, including a record 224 appearances. This year's TV schedule marks the seventh straight year that the league has had more than 200 television appearances. League teams are slated to make 116 appearances on national television networks, including 38 appearances on ESPN, 33 on Fox Sports Net, 24 on ESPN2, 10 on ABC and CBS and one on TBS. Seventy of the league's 72 regular season conference games, including 46 on national television networks are scheduled to be televised.

Last year's ACC Tournament at the Georgia Dome in Atlanta, Ga., was the most attended college conference basketball tournament in NCAA history. The Tournament set NCAA attendance records for total attendance (182,525), per session average (36,505) and single session attendance (40,083). The last time that the league had a public sale of ACC Tournament tickets was for the 1966 tournament in Raleigh, N.C.

2000-01 IN REVIEW

The 2000-01 academic year concluded with the league pocketing three more national team titles and four individual NCAA crowns. In all, the ACC has won 39 national team titles over the last 11 years. The ACC's 2000-01 national champions were North Carolina in women's soccer, Duke in men's basketball and Maryland in women's lacrosse. Overall, ACC teams posted a 73-56 (.566) mark in NCAA Tournament play.

The ACC placed at least one team in the Top 10 nationally in 15 of the 25 sports sponsored by the league. Other records of note during the 2000-01 season include 98 teams competing at NCAA Championships, five bowl teams and 43 Top 10 showings. The ACC Academic Honor Roll record was broken for the 14th straight year in 1999-2000 as 1,664 student-athletes were recognized for their work in the classroom.

A HISTORY

The Atlantic Coast Conference was founded on May 8, 1953, at the Sedgefield Inn near Greensboro, N.C., with seven charter members – Clemson, Duke, Maryland, North Carolina, North Carolina State, South Carolina and Wake Forest – drawing up the conference bylaws. The withdrawal of seven schools from the Southern Conference came early on the morning of May 8, 1953, during the Southern Conference's annual spring meeting. On June 14, 1953, the seven members met in Raleigh, N.C., where a set of bylaws was adopted and a name for the conference was considered. Suggestions from fans for the name of the new conference appeared in the region's newspapers prior to the meeting in Raleigh. Some of the names suggested were: Dixie, Mid South, Mid Atlantic, East Coast, Seaboard, Colonial, Tobacco, Blue-Gray, Piedmont, Southern Seven and the Shoreline.

Duke's Eddie Cameron recommended that the name of the conference be the Atlantic Coast Conference, and the motion was passed unanimously. The meeting concluded with each member institution assessed \$200.00 to pay for conference expenses. On December 4, 1953, conference officials met again at Sedgefield and officially admitted the University of Virginia as the league's eighth member. The first, and only, withdrawal of a school from the ACC came on June 30, 1971 when the University of South Carolina tendered its resignation.

The ACC operated with seven members until April 3, 1978, when Georgia Tech was admitted. The Atlanta school withdrew from the Southeastern Conference in January of 1964. The ACC expanded to nine members on July 1, 1991, with the addition of Florida State.

THE SCHOOLS

CLEMSON – Charter member of the SIAA in 1894, charter member of the SC in 1921, charter member of the ACC in 1953.

DUKE – Joined the SC in December, 1928; charter member of the ACC in 1953.

FLORIDA STATE – Charter member of the Dixie Conference in 1948, joined the Metro Conference in July, 1976; joined the ACC September 15, 1990.

GEORGIA TECH – Charter member of the SIAA in 1894, charter member of SC in 1921, charter member of the SEC in 1932, joined the ACC in July, 1979.

MARYLAND – Charter member of the SC in 1921, charter member of the ACC in 1953.

NORTH CAROLINA – Charter member of the SIAA in 1894, charter member of the SC in 1921, charter member of the ACC in 1953.

NC STATE – Charter member of the SC in 1921, charter member of the ACC in 1953.

VIRGINIA – Charter member of the SIAA in 1894, charter member of the SC in 1921, resigned from SC in December 1936, joined the ACC in December, 1953.

WAKE FOREST – Joined the SC in February, 1936, charter member of the ACC in 1953.

2000-01 ACC Review

2000-01 Standings

Team	Conference					Overall				Vs. AP	Vs. USA	Last 10	Last 5	Current Streak			
	W	L	Pct.	Home	Road	W	L	Pct.	Home						Road	Neutral	
Duke	13	3	.812	6-2	7-1	35	4	.897	13-2	8-1		14-1	13-4	14-4	10-0	5-0	Won 10
North Carolina	13	3	.812	7-1	6-2	26	7	.788	12-2	8-3		6-2	6-4	6-4	5-5	2-1	Lost 1
Maryland	10	6	.625	5-3	5-3	25	11	.694	11-3	6-4		8-4	8-8	8-8	8-2	4-1	Lost 1
Virginia	9	7	.562	7-1	2-6	20	9	.690	14-1	5-6		1-2	6-1	6-4	5-5	2-3	Lost 3
Wake Forest	8	8	.500	5-3	3-5	19	11	.633	13-3	6-6		0-2	2-8	2-8	4-6	2-3	Lost 2
Georgia Tech	8	8	.500	6-2	2-6	17	13	.567	11-3	2-8		4-2	4-8	4-8	5-5	2-3	Lost 2
NC State	5	11	.312	4-4	1-7	13	16	.448	12-6	1-7		0-3	1-11	1-11	3-7	1-4	Lost 3
Florida State	4	12	.250	2-6	2-6	9	21	.300	6-10	2-8		1-3	1-11	1-11	4-6	2-3	Lost 1
Clemson	2	14	.125	2-6	0-8	12	19	.388	9-7	1-9		1-3	1-11	1-11	1-9	0-5	Lost 5

2000-01 Individual Statistics — All Games

SCORING

Player, Team	Cl	G	FG	3FG	FT	Pts.	Avg/G
1. Jason Williams, DU	SO	39	285	132	139	841	21.6
2. Joseph Forte, UNC	SO	33	251	55	133	690	20.9
3. Shane Battier, DU	SR	39	251	124	152	778	19.9
4. Will Solomon, CU	JR	30	183	95	130	591	19.7
5. Juan Dixon, MD	JR	36	232	62	128	654	18.2
6. Roger Mason Jr., VA	SO	29	196	42	122	456	15.7
7. Lonny Baxter, MD	JR	36	219	1	122	561	15.6
8. Anthony Grundy, NCS	JR	29	145	45	88	423	14.6
9. Tony Akins, GT	JR	30	140	78	78	436	14.5
10. Chris Williams, VA	JR	29	147	32	95	421	14.5
11. Josh Howard, WF	SO	29	143	18	89	393	13.6
12. Alvin Jones, GT	SR	30	134	0	133	401	13.4
13. Shaun Fein, GT	SR	30	143	72	41	399	13.3
14. Carlos Boozer, DU	SO	32	160	0	105	425	13.3
15. Darius Songaila, WF	JR	30	145	4	102	396	13.2
16. Mike Dunleavy, DU	SO	39	184	57	68	493	12.6
17. Robert O'Kelley, WF	SR	30	132	59	54	377	12.6
18. Donald Hand, VA	SR	29	107	37	113	364	12.6
19. Craig Dawson, WF	JR	29	137	55	34	363	12.5
20. Nate James, DU	SR	39	161	43	115	480	12.3
21. Travis Watson, VA	SO	29	149	0	58	356	12.3
22. Brendan Haywood, UNC	SR	33	155	0	95	405	12.3
23. Terence Morris, MD	SR	36	158	26	97	439	12.2
24. Tony Stockman, CU	FR	31	126	75	46	473	12.0
25. Kenny Inge, NCS	SR	29	99	3	143	344	11.9
26. Damien Wilkins, NCS	SO	26	109	19	67	304	11.7
27. Delvon Arrington, FSU	SR	30	117	33	77	344	11.5
28. Jason Capel, UNC	JR	33	124	56	73	377	11.4
29. Kris Lang, UNC	JR	33	160	0	53	373	11.3
30. Monte Cummings, FSU	JR	29	101	3	106	311	10.7

REBOUNDING

Player, Team	Cl	G	OFF	DEF	TOT	Avg/G
1. Alvin Jones, GT	SR	30	73	239	312	10.4
2. Travis Watson, VA	SO	29	100	164	264	9.1
3. Lonny Baxter, MD	JR	36	101	185	286	7.9
4. Terence Morris, MD	SR	36	91	186	277	7.7
5. Josh Shoemaker, WF	SR	30	59	162	221	7.4
6. Jason Capel, UNC	JR	33	62	180	242	7.3
Brendan Haywood, UNC	SR	33	105	137	242	7.3
8. Shane Battier, DU	SR	39	94	191	285	7.3
9. Kenny Inge, NCS	SR	29	84	125	209	7.2
10. Chris Williams, VA	JR	29	65	128	193	6.7
11. Carlos Boozer, DU	SO	32	60	148	208	6.5
12. Chris Hobbs, CU	FR	30	65	125	190	6.3
13. Joseph Forte, UNC	SO	33	41	160	201	6.1
14. Darius Songaila, WF	JR	30	56	125	181	6.0
15. Michael Joiner, FSU	FR	30	63	116	179	6.0
16. Josh Howard, WF	SO	29	55	116	171	5.9
17. Damien Wilkins, NCS	SO	26	75	76	151	5.8
18. Antwan Dixon, FSU	JR	30	61	112	173	5.8

Player, Team Cl G OFF DEF TOT Avg/G

19. Kris Lang, UNC	JR	33	69	119	188	5.7
20. Mike Dunleavy, DU	SO	39	68	154	222	5.7

FIELD GOAL PERCENTAGE

Player, Team	Cl	G	FG	FGA	Pct.
1. Carlos Boozer, DU	SO	32	160	265	.604
2. Lonny Baxter, MD	JR	36	219	387	.566
3. Chris Williams, VA	JR	29	147	292	.503
4. Travis Watson, VA	SO	29	149	300	.497
5. Juan Dixon, MD	JR	36	232	480	.483
6. Roger Mason Jr., VA	SO	29	146	307	.476
7. Jason Williams, DU	SO	39	285	603	.473
8. Shane Battier, DU	SR	39	251	533	.471
9. Joseph Forte, UNC	SO	33	251	558	.450
10. Anthony Grundy, NCS	JR	29	145	351	.413
11. Will Solomon, CU	JR	30	183	461	.397

ASSISTS

Player, Team	Cl	G	Assists	Avg/G
1. Steve Blake, MD	SO	36	248	6.89
2. Jason Williams, DU	SO	39	237	6.08
3. Donald Hand, VA	SR	29	174	6.00
4. Delvon Arrington, FSU	SR	30	143	4.77
5. Chris Duhon, DU	FR	39	174	4.46
6. Tony Akins, GT	JR	30	129	4.30
7. Ronald Curry, UNC	SO	28	119	4.25
8. Edward Scott, CU	SO	30	127	4.23
9. Clifford Crawford, NCS	SO	29	102	3.52
10. Joseph Forte, UNC	SO	33	116	3.52
11. Will Solomon, CU	JR	30	102	3.40
12. Jason Capel, UNC	JR	33	111	3.36
13. Anthony Grundy, NCS	JR	29	95	3.28
14. Ervin Murray, WF	JR	29	84	2.90
15. Damien Wilkins, NCS	SO	26	69	2.65

FREE THROW PERCENTAGE

Player, Team	Cl	G	FTM	FTA	Pct.
1. Roger Mason Jr., VA	SO	29	122	138	.884
2. Juan Dixon, MD	JR	36	128	148	.865
3. Joseph Forte, UNC	SO	33	133	156	.853
4. Darius Songaila, WF	JR	30	102	125	.816
5. Donald Hand, VA	SR	29	113	139	.813
6. Nate James, DU	SR	39	115	144	.799
7. Shane Battier, DU	SR	39	152	191	.796
8. Terence Morris, MD	SR	36	97	122	.795
9. Will Solomon, CU	JR	30	130	165	.788
10. Anthony Grundy, NCS	JR	29	88	115	.765
11. Chris Williams, VA	JR	29	95	125	.760
12. Tony Akins, GT	JR	30	78	103	.757
13. Monte Cummings, FSU	JR	29	106	144	.736
14. Delvon Arrington, FSU	SR	30	77	106	.726
15. Carlos Boozer, DU	SO	32	105	146	.719

STEALS

Player, Team	Cl	G	Steals	Avg/G
1. Juan Dixon, MD	JR	36	95	2.64
2. Anthony Grundy, NCS	JR	29	63	2.17
3. Shane Battier, DU	SR	39	82	2.10
4. Joseph Forte, UNC	SO	33	67	2.03
5. Jason Williams, DU	SO	39	78	2.00
Josh Howard, WF	SO	29	58	2.00
7. Chris Duhon, DU	FR	39	77	1.97
8. Delvon Arrington, FSU	SR	30	56	1.87
9. Clifford Crawford, NCS	SO	29	47	1.62
Donald Hand, VA	SR	29	47	1.62
11. Nate James, DU	SR	39	62	1.59
12. Steve Blake, MD	SO	36	57	1.58
13. Chris Williams, VA	JR	29	44	1.52
14. Tony Stockman, CU	FR	31	44	1.42
15. Will Solomon, CU	JR	30	42	1.40

3-POINT FG PERCENTAGE

Player, Team	Cl	G	3FG	FGA	Pct.
1. Keith Friel, VA	SR	28	62	145	.428
2. Jason Williams, DU	SO	39	132	309	.427
3. Tony Akins, GT	JR	30	78	186	.419
4. Shane Battier, DU	SR	39	124	296	.419
5. Shaun Fein, GT	SR	30	72	182	.396
6. Tony Stockman, CU	FR	31	75	196	.383
7. Will Solomon, CU	JR	30	95	252	.377

BLOCKED SHOTS

Player, Team	Cl	G	Blocks	Avg/G
1. Brendan Haywood, UNC	SR	33	120	3.64
2. Alvin Jones, GT	SR	30	101	3.37
3. Shane Battier, DU	SR	39	88	2.26
4. Terence Morris, MD	SR	36	79	2.19
5. Mike Mathews, FSU	SO	28	44	1.57
6. Lonny Baxter, MD	JR	36	55	1.53
7. Antwan Scott, WF	JR	30	38	1.27
8. Travis Watson, VA	SO	29	35	1.21
9. Josh Howard, WF	SO	29	32	1.10
10. Kenny Inge, NCS	SR	29	27	0.93
11. Casey Sanders, DU	SO	35	32	0.91
12. Carlos Boozer, DU	SO	32	28	0.88
13. Michael Joiner, FSU	FR	30	26	0.87
14. Darius Songaila, WF	JR	30	22	0.73
15. Josh Shoemaker, WF	SR	30	21	0.70

3-POINT FGs MADE

Player, Team	Cl	G	3FG	Avg/G
1. Jason Williams, DU	SO	39	132	3.38
2. Shane Battier, DU	SR	39	124	3.18
3. Will Solomon, CU	JR	30	95	3.17
4. Tony Akins, GT	JR	30	78	2.60

2000-01 ACC Review

2000-01 Individual Statistics — All Games (continued)

Player, Team	Cl	G	3FG	Avg/G
5. Tony Stockman, CU	FR	31	75	2.42
6. Shaun Fein, GT	SR	30	72	2.40
7. Keith Friel, VA	SR	28	62	2.21
8. Robert O'Kelley, WF	SR	30	59	1.97
9. Adrian Crawford, FSU	SR	30	58	1.93
10. Craig Dawson, WF	JR	29	55	1.90
11. Juan Dixon, MD	JR	36	62	1.72
12. Jason Capel, UNC	JR	33	56	1.70
13. Joseph Forte, UNC	SO	33	55	1.67
14. Anthony Grundy, NCS	JR	29	45	1.55
15. Mike Dunleavy, DU	SO	30	57	1.46

Player, Team	Cl	G	Asst. Avg.	Turn	Avg.	Ratio	
9. Edward Scott, CU	SO	30	127	4.2	74	2.5	1.72
10. Tony Akins, GT	JR	30	129	4.3	78	2.6	1.65
11. Shaun Fein, GT	SR	30	65	2.2	42	1.4	1.55
12. Jason Williams, DU	SO	39	237	6.1	154	3.9	1.54
13. Ronald Curry, UNC	SO	28	119	4.2	82	2.9	1.45
14. Anthony Grundy, NCS	JR	29	95	3.3	66	2.3	1.44
15. Joseph Forte, UNC	SO	33	116	3.5	84	2.5	1.38

OFFENSIVE REBOUNDS

Player, Team	Cl	G	No.	Avg/G
1. Travis Watson, VA	SO	29	100	3.45
2. Brendan Haywood, UNC	SR	33	105	3.18
3. Kenny Inge, NCS	SR	29	84	2.90
4. Damien Wilkins, NCS	SO	26	75	2.88
5. Lonny Baxter, MD	JR	36	101	2.81
6. Terence Morris, MD	SR	36	91	2.53
7. Alvin Jones, GT	SR	30	73	2.43
8. Shane Battier, DU	SR	29	94	2.41
9. Adam Hall, VA	JR	29	69	2.38
10. Nigel Dixon, FSU	SO	29	67	2.31
11. Nate James, DU	SR	39	89	2.28
12. Chris Williams, VA	JR	29	65	2.24
13. Chris Hobbs, CU	FR	30	65	2.17

Player, Team	Cl	G	No.	Avg/G
14. Michael Joiner, FSU	FR	30	63	2.10
15. Kris Lang, UNC	JR	33	69	2.09

DEFENSIVE REBOUNDS

Player, Team	Cl	G	No.	Avg/G
1. Alvin Jones, GT	SR	30	239	7.97
2. Travis Watson, VA	SO	29	164	5.66
3. Jason Capel, UNC	JR	33	180	5.45
4. Josh Shoemaker, WF	SR	30	162	5.40
5. Terence Morris, MD	SR	36	186	5.17
6. Lonny Baxter, MD	JR	36	185	5.14
7. Shane Battier, DU	SR	29	191	4.90
8. Joseph Forte, UNC	SO	33	160	4.85
9. Carlos Bozzer, DU	SO	32	148	4.62
10. Chris Williams, VA	JR	29	128	4.41
11. Kenny Inge, NCS	SR	29	125	4.31
12. Darius Songaila, WF	JR	30	125	4.17
Chris Hobbs, CU	FR	30	125	4.17
14. Brendan Haywood, UNC	SR	33	137	4.15
15. Josh Howard, WF	SO	29	116	4.00

ASSIST/TURNOVER RATIO

(Minimum 2.0 assists/game)

Player, Team	Cl	G	Asst. Avg.	Turn Avg.	Ratio		
1. Ervin Murray, WF	JR	29	84	2.9	2.6	0.9	3.23
2. Chris Dubon, DU	FR	39	174	4.5	61	1.6	2.85
3. Steve Blake, MD	SO	36	248	6.9	111	3.1	2.23
4. Jason Capel, UNC	JR	33	111	3.4	54	1.6	2.06
5. Danny Miller, MD	JR	36	77	2.1	38	1.1	2.03
6. Donald Hand, VA	SR	29	174	6.0	91	3.1	1.91
7. Drew Nicholas, MD	SO	36	80	2.4	45	1.2	1.91
8. Broderick Hicks, WF	JR	30	77	2.6	42	1.4	1.83

2000-01 Team Statistics — All Games

Team	G	W-L	Pts.	Avg.
1. Duke	39	35-4	3538	90.7
2. Maryland	36	25-11	3067	85.2
3. Virginia	29	20-9	2464	85.0
4. North Carolina	33	26-7	2611	79.1
5. Wake Forest	30	19-11	2296	76.5
6. Georgia Tech	30	17-13	2269	75.6
7. Clemson	31	12-19	2298	74.1
8. NC State	29	13-16	2141	73.8
9. Florida State	30	9-21	2085	69.5

SCORING DEFENSE

Team	G	Pts.	Avg/G
1. Wake Forest	30	1995	66.5
2. Duke	39	2750	70.5
3. North Carolina	33	2341	70.9
4. NC State	29	2096	72.3
5. Maryland	36	2605	72.4
6. Georgia Tech	30	2187	72.9
7. Virginia	29	2168	74.8
8. Florida State	30	2289	76.3
9. Clemson	31	2471	79.7

SCORING MARGIN

Team	G	OFF	DEF	Margin
1. Duke	39	90.7	70.5	+20.2
2. Maryland	36	85.2	72.4	+12.8
3. Virginia	29	85.0	74.8	+10.2
4. Wake Forest	30	76.5	66.5	+10.0
5. North Carolina	33	79.1	70.9	+8.2
6. Georgia Tech	30	75.6	72.9	+2.7
7. NC State	29	73.8	72.3	+1.6
8. Clemson	31	74.1	19.7	-5.6
9. Florida State	30	69.5	76.3	-6.8

FREE THROW PERCENTAGE

Team	G	FTM	FTA	Pct.
1. Virginia	29	556	755	.736
2. Wake Forest	30	443	609	.727
3. Clemson	31	456	650	.702

Team	G	FTM	FTA	Pct.
4. Maryland	36	622	894	.696
5. Duke	39	697	1002	.696
6. Georgia Tech	30	457	662	.690
7. NC State	29	507	753	.673
8. Florida State	30	453	675	.671
9. North Carolina	33	532	794	.670

FIELD GOAL PERCENTAGE

Team	G	FG	FGA	Pct.
1. Maryland	36	1120	2313	.484
2. Duke	39	1217	2530	.481
3. North Carolina	33	945	1972	.479
4. Wake Forest	30	838	1815	.462
5. Virginia	29	852	1872	.455
6. NC State	29	732	1668	.439
7. Florida State	30	742	1739	.427
8. Georgia Tech	30	776	1822	.426
9. Clemson	31	797	1879	.424

FIELD GOAL PERCENTAGE DEFENSE

Team	G	FG	FGA	Pct.
1. North Carolina	33	859	2196	.391
2. Maryland	36	888	2196	.404
3. Georgia Tech	30	740	1816	.407
4. Wake Forest	30	700	1712	.409
5. Duke	39	1028	2471	.416
6. Clemson	31	853	1945	.439
7. NC State	29	745	1694	.440
8. Florida State	30	795	1756	.453
9. Virginia	29	781	1685	.465

3-POINT FG PERCENTAGE

Team	G	FG	FGA	Pct.
1. Duke	39	407	1057	.385
2. Maryland	36	205	540	.380
3. Georgia Tech	30	260	700	.371
4. Virginia	29	204	553	.369
5. North Carolina	33	189	519	.364
6. NC State	29	170	469	.362

Team	G	FG	FGA	Pct.
7. Clemson	31	248	692	.358
8. Wake Forest	30	177	494	.358
9. Florida State	30	148	464	.319

3-POINT FG PERCENTAGE DEFENSE

Team	G	FG	FGA	Pct.
1. Wake Forest	30	167	536	.312
2. Georgia Tech	30	175	552	.317
3. North Carolina	33	243	749	.324
4. Maryland	36	242	705	.343
5. Duke	39	207	602	.344
6. Clemson	31	261	751	.348
7. Virginia	29	180	517	.348
8. NC State	29	178	492	.362
9. Florida State	30	220	555	.396

REBOUNDING OFFENSE

Team	G	Reb.	Avg/G
1. North Carolina	33	1363	41.3
2. Maryland	36	1478	41.1
3. Virginia	29	1131	39.0
4. Duke	39	1505	38.6
5. Clemson	31	1185	38.2
6. NC State	29	1099	37.9
7. Georgia Tech	30	1125	37.5
8. Wake Forest	30	1104	36.8
9. Florida State	30	1097	36.6

REBOUNDING DEFENSE

Team	G	Reb.	Avg/G
1. Virginia	29	968	33.4
2. NC State	29	1023	35.3
3. Florida State	30	1061	35.4
4. Wake Forest	30	1073	35.8
5. Maryland	36	1299	36.1
6. North Carolina	33	1227	37.2
7. Duke	39	1461	37.5
8. Clemson	31	1207	38.9
9. Georgia Tech	30	1199	40.0



2000-01 ACC Review

2000-01 Team Statistics — All Games (continued)

REBOUNDING MARGIN

Team	G	TEAM	Avg.	OPP	Avg. Margin
1. Virginia	29	1131	39.0	968	33.4 +5.6
2. Maryland	36	1478	41.1	1299	36.1 +5.0
3. North Carolina	33	1363	41.3	1227	37.2 +4.1
4. NC State	29	1099	37.9	1023	35.3 +2.6
5. Florida State	30	1097	36.6	1061	35.4 +1.2
6. Duke	39	1505	38.6	1461	37.5 +1.1
7. Wake Forest	30	1104	36.8	1073	35.8 +1.0
8. Clemson	31	1185	38.2	1207	38.9 -0.7
9. Georgia Tech	30	1125	37.5	1199	40.0 -2.5

BLOCKED SHOTS

Team	G	Blocks	Avg./G
1. Maryland	36	213	5.92
2. North Carolina	33	184	5.58
3. Duke	39	196	5.03
4. Georgia Tech	30	136	4.53
Wake Forest	30	136	4.53
6. NC State	29	119	4.10
7. Florida State	30	102	3.40
8. Virginia	29	98	3.38
9. Clemson	31	69	2.23

ASSISTS

Team	G	Assists	Avg./G
1. Maryland	36	692	19.22
2. Duke	39	701	17.97
3. North Carolina	33	575	17.42
4. Georgia Tech	30	498	16.27
5. Wake Forest	30	465	15.50
6. Virginia	29	420	14.38
7. Clemson	31	434	14.00
8. Florida State	30	390	13.00
9. NC State	29	371	12.79

STEALS

Team	G	Steals	Avg./G
1. Duke	39	411	10.54
2. Maryland	36	322	8.94
3. NC State	29	234	8.07
4. Georgia Tech	30	239	7.93
5. Virginia	29	221	7.62
6. North Carolina	33	244	7.39
7. Wake Forest	30	219	7.30
8. Florida State	30	186	6.20
9. Clemson	31	187	6.03

2000-01 Team Statistics — ACC Games Only

SCORING OFFENSE

Team	G	W-L	Pts.	Avg./G
1. Duke	16	13-3	1191	93.2
2. Maryland	16	10-6	1331	83.2
3. North Carolina	16	13-3	1286	80.4
4. Virginia	16	9-7	1278	79.9
5. Wake Forest	16	8-8	1210	75.6
6. Georgia Tech	16	8-8	1178	73.6
7. Clemson	16	2-14	1130	70.6
8. NC State	16	5-11	1128	70.5
9. Florida State	16	4-12	1078	67.1

SCORING DEFENSE

Team	G	Pts.	Avg./G
1. Wake Forest	16	1154	72.1
2. North Carolina	16	1184	74.0
3. NC State	16	1188	74.2
4. Duke	16	1199	74.9
5. Maryland	16	1208	75.5
6. Georgia Tech	16	1246	77.9
7. Florida State	16	1264	79.0
8. Virginia	16	1277	79.8
9. Clemson	16	1390	86.9

SCORING MARGIN

Team	G	OFF	DEF	Margin
1. Duke	16	93.2	74.9	+18.2
2. Maryland	16	83.2	75.5	+7.7
3. North Carolina	16	80.4	74.0	+6.4
4. Wake Forest	16	75.6	72.1	+3.5
5. Virginia	16	79.9	79.8	-0.1
6. NC State	16	70.5	74.2	-3.8
7. Georgia Tech	16	73.6	77.9	-4.2
8. Florida State	16	67.1	79.0	-11.6
9. Clemson	16	70.6	86.9	-16.2

FREE THROW PERCENTAGE

Team	G	FTM	FTA	Pct.
1. Virginia	16	280	378	.741
2. Wake Forest	16	244	335	.728
3. Duke	16	306	426	.718

Team	G	FTM	FTA	Pct.
4. Maryland	16	263	369	.713
5. Georgia Tech	16	264	374	.706
6. Clemson	16	229	329	.696
7. NC State	16	264	392	.673
8. North Carolina	16	260	399	.652
9. Florida State	16	208	326	.638

FIELD GOAL PERCENTAGE

Team	G	FG	FGA	Pct.
1. North Carolina	16	465	956	.486
2. Duke	16	502	1061	.473
3. Maryland	16	490	1042	.470
4. Wake Forest	16	436	978	.446
5. Virginia	16	442	1005	.440
6. Florida State	16	395	934	.423
7. NC State	16	391	947	.413
8. Georgia Tech	16	391	949	.412
9. Clemson	16	387	962	.402

FIELD GOAL PERCENTAGE DEFENSE

Team	G	FG	FGA	Pct.
1. North Carolina	16	440	1108	.397
2. Maryland	16	408	987	.413
3. Duke	16	438	1044	.420
4. Wake Forest	16	399	916	.436
5. Georgia Tech	16	423	968	.437
6. NC State	16	412	900	.458
7. Florida State	16	441	961	.459
8. Clemson	16	471	1012	.465
9. Virginia	16	467	938	.498

THREE-POINT FG PERCENTAGE

Team	G	FG	FGA	Pct.
1. Duke	16	181	450	.402
2. North Carolina	16	96	240	.400
3. Georgia Tech	16	132	356	.371
4. Virginia	16	114	316	.361
5. Wake Forest	16	94	261	.360
6. Clemson	16	127	360	.353
7. Maryland	16	88	250	.352

2000-01 All-Atlantic Coast Conference

FIRST TEAM:

Shane Battier, Sr.Duke
Joseph Forte, So.North Carolina
Jason Williams, So.Duke
Juan Dixon, Jr.Maryland
Alvin Jones, Sr.Georgia Tech

SECOND TEAM:

Will Solomon, Jr.Clemson
Brendan Haywood, Sr.North Carolina
Lonny Baxter, Jr.Maryland
Josh Howard, So.Wake Forest
Travis Watson, So.Virginia

THIRD TEAM:

Chris Williams, Jr.Virginia
Roger Mason, Jr., So.Virginia
Terence Morris, Sr.Maryland
Jason Capel, Jr.North Carolina
Nate James, Sr.Duke

ACC ALL-ROOKIE TEAM:

Chris DuhonDuke
Tony StockmanClemson
Michael JoinerFlorida State
Chris HobbsClemson
Marvin LewisGeorgia Tech

ACC ROOKIE OF THE YEAR:

Chris DuhonDuke

ACC FRESHMAN OF THE YEAR VOTING:

Chris DuhonDuke
Tony StockmanClemson
Michael JoinerFlorida State
Chris HobbsClemson
Marvin LewisGeorgia Tech

PLAYER OF THE YEAR:

Shane Battier, Sr.Duke

COACH OF THE YEAR:

Paul HewittGeorgia Tech

ROOKIE OF THE YEAR:

Chris DuhonDuke

Team	G	FG	FGA	Pct.
8. Florida State	16	80	235	.340
9. NC State	16	82	255	.322

REBOUNDING OFFENSE

Team	G	Reb.	Avg./G
1. Maryland	16	664	41.5
2. North Carolina	16	654	40.9
3. Duke	16	625	39.1
4. NC State	16	602	37.6
5. Virginia	16	587	36.7
6. Clemson	16	585	36.6
7. Wake Forest	16	577	36.1
8. Georgia Tech	16	561	35.1
9. Florida State	16	557	34.8



2000-01 ACC Review

2000-01 Team Statistics — ACC Games Only (continued)

REBOUNDED DEFENSE

Team	G	Reb.	Avg/G
1. Virginia	16	532	33.2
2. NC State	16	574	35.9
3. Wake Forest	16	587	36.7
4. Maryland	16	592	37.0
5. Florida State	16	601	37.6
6. North Carolina	16	615	38.4
7. Duke	16	623	38.9
8. Clemson	16	644	40.2
Georgia Tech	16	644	40.2

REBOUND MARGIN

Team	G	TEAM	Avg.	OPP	Avg.	Margin
1. Maryland	16	664	41.5	592	37.0	+4.5
2. Virginia	16	587	36.7	532	33.2	+3.4
3. North Carolina	16	654	40.9	615	38.4	+2.4
4. NC State	16	602	37.6	574	35.9	+1.8
5. Duke	16	625	39.1	623	38.9	+0.1
6. Wake Forest	16	577	36.1	587	36.7	-0.6
7. Florida State	16	557	34.8	601	37.6	-2.8
8. Clemson	16	585	36.6	644	40.2	-3.7
9. Georgia Tech	16	561	35.1	644	40.2	-5.2

BLOCKED SHOTS

Team	G	Blocks	Avg/G
1. North Carolina	16	93	5.81
2. Maryland	16	88	5.50
3. Duke	16	77	4.81
4. Georgia Tech	16	70	4.38
5. NC State	16	65	4.06
6. Wake Forest	16	56	3.50
7. Virginia	16	53	3.31
8. Florida State	16	52	3.25
9. Clemson	16	27	1.69

ASSISTS

Team	G	Assists	Avg/G
1. Maryland	16	298	18.62
2. Duke	16	295	18.44
3. North Carolina	16	276	17.25
4. Wake Forest	16	232	14.50
5. Georgia Tech	16	230	14.38
6. Virginia	16	208	13.00
7. Clemson	16	197	12.31
8. Florida State	16	191	11.94
9. NC State	16	187	11.69

STEALS

Team	G	Steals	Avg/G
1. Duke	16	153	9.56
2. Maryland	16	130	8.12
3. NC State	16	121	7.56
4. Georgia Tech	16	107	6.69
5. Virginia	16	106	6.62
6. Wake Forest	16	105	6.56
7. North Carolina	16	102	6.38
8. Florida State	16	99	6.19
9. Clemson	16	90	5.62

TURNOVER MARGIN

Team	G	TEAM	Avg.	OPP	Avg.	Margin
1. Duke	16	212	13.2	294	18.4	+5.12
2. Wake Forest	16	201	12.6	243	15.2	+2.62
3. Maryland	16	227	14.2	244	15.2	+1.06
4. Virginia	16	236	14.8	237	14.8	+0.06
5. Georgia Tech	16	251	15.7	249	15.6	-0.12
6. NC State	16	259	16.2	218	15.5	-0.69
7. Florida State	16	237	14.8	201	12.6	-2.25
8. North Carolina	16	229	14.3	189	11.8	-2.50
9. Clemson	16	265	16.6	212	13.2	-3.31

ASSIST/TURNOVER RATIO

Team	G	Asst.	Avg.	Turn	Avg.	Ratio
1. Duke	16	295	18.4	212	13.2	1.39
2. Maryland	16	298	18.6	227	14.2	1.31
3. North Carolina	16	276	17.2	229	14.3	1.21
4. Wake Forest	16	232	14.5	201	12.6	1.15
5. Georgia Tech	16	230	14.4	251	15.7	0.92
6. Virginia	16	208	13.0	236	14.8	0.88
7. Florida State	16	191	11.9	237	14.8	0.81
8. Clemson	16	197	12.3	265	16.6	0.74
9. NC State	16	187	11.7	259	16.2	0.72

OFFENSIVE REBOUNDS


Team	G	No.	Avg/G
1. Maryland	16	239	14.91
2. NC State	16	227	14.19
3. Virginia	16	224	14.00
4. Duke	16	212	13.25
5. Florida State	16	198	12.38
6. Clemson	16	192	12.00
7. Wake Forest	16	185	11.56
8. North Carolina	16	179	11.19
9. Georgia Tech	16	177	11.06

DEFENSIVE REBOUNDS

Team	G	No.	Avg/G
1. North Carolina	16	475	29.69
2. Maryland	16	425	26.56
3. Duke	16	413	25.81
4. Clemson	16	393	24.56
5. Wake Forest	16	392	24.50
6. Georgia Tech	16	384	24.00
7. NC State	16	375	23.44
8. Virginia	16	363	22.69
9. Florida State	16	359	22.44

THREE-POINT FG MADE

Team	G	3FG	Avg/G
1. Duke	16	181	11.31
2. Georgia Tech	16	132	8.25
3. Clemson	16	127	7.94
4. Virginia	16	114	7.12
5. North Carolina	16	96	6.00
6. Wake Forest	16	91	5.68
7. Maryland	16	88	5.50
8. NC State	16	82	5.12
9. Florida State	16	80	5.00



Delvon Arrington is the ACC's leader in career assists with 506 entering the 2001-02 season.