


Review

A Look Back at the 2001-2002 Season





2001-02 Review



Improved Seminoles Promise

Bright Future

for Florida State Men's Basketball Program

Arrington and Cummings Earn All-ACC Honorable Mention Honors; Richardson Gains ACC All-Freshman Team Mention

SEMINOLES DEFEAT NO. 1 RANKED DUKE AND NO. 15 RANKED VIRGINIA AS THEY FACED ONE OF THE NATION'S TOP RATED SCHEDULES

ARRINGTON AND CUMMINGS EARN ALL-ACC HONORS

Senior guards Delvon Arrington and Monte Cummings, who helped lead the Florida State men's basketball team to victories over No. 1 ranked Duke and No. 15 ranked Virginia this season, earned All-ACC honorable mention honors as voted on by the Atlantic Coast Sports Writers Association.

It marks the first time either member of the 2001-02 Seminole starting backcourt has earned All-ACC honors. It marked the first time two Seminoles have earned All-ACC honors since the 2000 season when Damous Anderson and Ron Hale earned All-ACC third team honors. Bob Sura, in 1994, is Florida State's only All-ACC first team selection.

RICHARDSON EARNS ACC ALL-FRESHMAN TEAM HONORS

Freshman Anthony Richardson, the only player to rank among the ACC's top-10 rookies in rebounds, scoring, blocked shots and steals, was an honorable mention All-ACC Freshman team selection.

SEMINOLES DO WELL IN THE CLASSROOM

The Florida State men's basketball team continued to do well in the classroom as it earned a cumulative 2.54 grade point average during the Spring 2002 semester. A pair of players, David Anderson and Ryan

Lowery, earned perfect 4.0 grade point averages and a total of six earned 3.0 averages or better. It marked the fourth consecutive semester Lowery has earned a perfect 4.0 in the classroom — he has never earned anything less than an A in his academic courses. Anderson, who recently got married, is set

to attend law school in the fall while Lowery is working for an accounting firm in his hometown of Charlotte, N.C. this summer. A total of six players: Delvon Arrington, Marcell Haywood, Michael Joiner and Anthony Richardson (along with Anderson and Lowery) earned at least 3.0 grade point averages. Joiner has continued his strong academic standing during his two years as a Seminole, and Richardson really hit the books after entering

"It's obvious they (Florida State) are capable of beating anybody in the country. They have a toughness about them. You know going down there to play that your team is going to have to be on top of its game to be competitive."— Herb Sendek, NC State University, Jan. 8, 2002



Antwan Dixon was a two-year starter and scored in double figures as a senior.

Florida State's Delvon Arrington – Giving His Teammates A Reason To Smile

As trying as 2001 was for many of us, it was a year that provided Florida State University men's basketball player Delvon Arrington a reason to smile.

Not only did he begin his fourth year as a starter for the Seminoles, but he earned his undergraduate degree in sports management and began his graduate school career.

Arrington was able to do something no other men's basketball player in Atlantic Coast Conference history had previously been able to accomplish. He earned back his fourth year of collegiate eligibility and was able to play his final season for a grateful Seminole team.

Arrington, Florida State's veteran guard and one of two team captains, became the ACC's first ever men's basketball player to enter school as a partial qualifier, and, in four years, earn his bachelor's degree. In doing so, he was presented with the rare opportunity to gain back the year he spent on the FSU bench as a freshman and become the most prolific point guard in school history.

Spending an additional year as a Seminole is something Arrington both appreciated, took full advantage of, and left him with few regrets from that first year as a non-competitive member of the squad.

"It was very hard for me to not be able to play with the team," Arrington remembered. "We had great guys like Corey Louis, Randell Jackson and Kerry Thompson on our team. Not being able to be out there and play with them on the floor hurt me a little, but I think things went in the right direction and helped me out further down the road. I'm glad things went the way they did."

In fact, Arrington believes sitting out his first year as a Seminole was actually beneficial, and gave him a chance to learn from his older, more experienced teammates.

"It showed what I had to look forward to in college basketball; it gave me a new outlook in terms of what things were going to be like," he said. "I got a much better feel for what I would need to do the next year to run the team, and to do the things coach would need me to do."

"It's just like studying for a test," Arrington continued. "You are going to be much more comfortable when you go to take it than if you had not studied."

By Alayne Ruzyla

The complete story can be found in the 2002 ACC Tournament program.



Monte Cummings earned All-ACC honorable mention honors in 2001-02.

Seminole Show Improvement

Category	2001-02	2000-01	Improv	Notes
Points/Game	71.8	69.5	+2.3	80+ points 6X this season; 4X last season
Steals/Games	7.7	6.2	+1.5 spg	ACC-high 11 vs. Clem (2) and Duke (1)
Assists/Game	13.2	12.9	+0.3 apg	Season-high 24 assists vs. Campbell Univ.
Rebounds/Game	38.8	36.6	+2.2 rpg	FSU outrebounded 16 of 29 opponents
Blocks/Game	3.5	3.4	+0.1 bpg	ACC high 8 blocks vs. Maryland (1)
3-Point FGMPG	5.8	4.9	+0.9 mpg	Season-high 10 3PM vs. UNC (1)

school as a partial qualifier last fall. Haywood will play as a graduate student during the 2002-03 season. It will mark the second consecutive season the Seminoles have had a graduate playing his fourth year of eligibility.

SEMINOLES 3-POINT SHOTS MADE STREAK

Florida State, which made an average of 5.8 3-point shots per game this season, has made at least one 3-point shot in 133 consecutive games. The Seminoles have made at least one 3-point shot in every game since Jan. 13, 1998.

FLORIDA STATE'S IMPROVED TEAM STATISTICS

Florida State was a vastly improved team throughout the 2001-02 season when compared to last season. The Seminoles won more games overall and as many games in conference, defeated the nation's No. 1 ranked team, defeated two teams ranked in the nation's top-15 and received votes for the Associated Press poll during the week of Jan. 7-13. The Seminoles were ranked 37th in the nation following their victory over No. 1 ranked Duke on Jan. 6.

ANALYZING THE TEAM STATISTICS

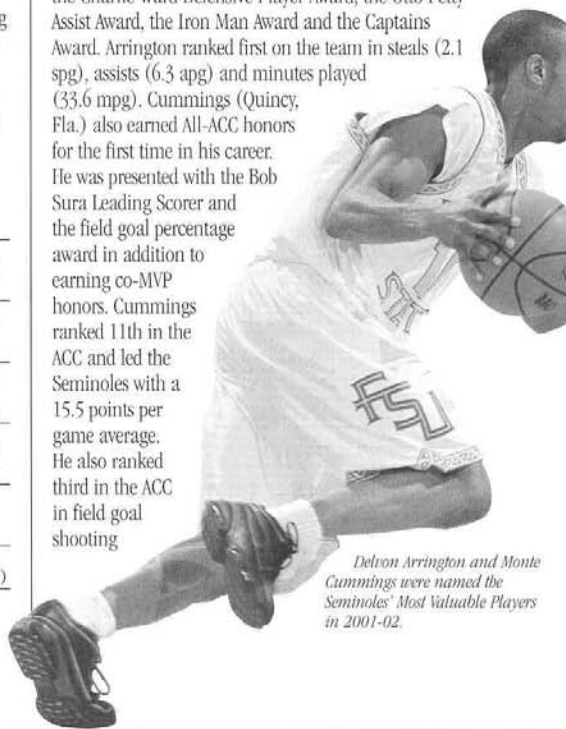
Seniors Monte Cummings and Delvon Arrington, who shared the Seminoles' Most Valuable Player honor at the annual team dinner, ranked a close one and two in a composite analysis of the team statistics. The Seminoles' top 10 players were slotted based on their finish in the team statistics in the categories of points, rebounds, assists, blocks and steals per game. The finishes were then added up and divided by five to find the average finish. Cummings finished with the lowest average (3.0) despite leading the team in only one category (points per game). Arrington finished in second (3.4) as he led the team in two categories (assists and steals per game).

ANALYZING THE SEMINOLES

Player	PPG	RPG	APG	BPG	SPG	AVG.
Cummings	1	5	2	5	2	3.0
Arrington	2	4	1	9	1	3.4
Joiner	5	2	3	6	4	4.0
A. Dixon	3	3	5	8	3	4.4
N. Dixon	4	1	12	7	8	4.4
Richardson	6	6	4	3	5	4.8
Harvey	7	7	13	2	7	7.2
Waleskowski	10	8	8	4	6	7.2
Mathews	9	9	13	1	9	8.2
Bracy	8	10	6	10	10	8.8

ARRINGTON AND CUMMINGS SHARE MVP HONORS AT DINNER

Senior guards Delvon Arrington and Monte Cummings, both of whom earned All-ACC honorable mention honors this season, were named co-Most Valuable Players at the team's annual dinner. In addition to sharing the MVP award, Arrington earned a team-leading four awards and Cummings two. Arrington and Cummings both presented strong cases for winning the MVP Award. In addition to earning All-ACC honors for the first time in his career, Arrington led the team in assists for the fourth consecutive season with a 6.3 assists per game average, topped the team with 42 3-point shots made and ranked second on the team in scoring with an 11.3 points per game average. He also earned the Charlie Ward Defensive Player Award, the Otto Petty Assist Award, the Iron Man Award and the Captains Award. Arrington ranked first on the team in steals (2.1 spg), assists (6.3 apg) and minutes played (33.6 mpg). Cummings (Quincy, Fla.) also earned All-ACC honors for the first time in his career. He was presented with the Bob Sura Leading Scorer and the field goal percentage award in addition to earning co-MVP honors. Cummings ranked 11th in the ACC and led the Seminoles with a 15.5 points per game average. He also ranked third in the ACC in field goal shooting.



Delvon Arrington and Monte Cummings were named the Seminoles' Most Valuable Players in 2001-02.



Anthony Richardson, one of the ACC's top freshmen in 2001-02, helped the Seminoles defeat two ranked teams last season.

percentage with a career-high .528 mark. Senior co-captain Antwan Dixon (Marietta, Ga.) earned a pair of awards. He was awarded with a captain's award (along with Arrington) and was named the Warrior of the Year for excellence in academics, community service and athletics. Junior Nigel Dixon won the Dave Cowens Rebounding Award, freshman Adam Waleskowski won the award for the highest free throw shooting percentage, junior Marcell Haywood earned the Mr. Walk-On Award and senior David Anderson earned the team award for academic excellence.

DURING THE 2001-02 SEASON, FLORIDA STATE

- ... Made more 3-point field goals in 29 games (169) than it did in 30 games during the 2000-01 season (148);
- ... Had more offensive rebounds in 29 games (450) than it did in 30 games during the 2000-01 season (396);
- ... Averaged more rebounds in 29 games (38.8) than it did during the 2000-01 season (36.6);
- ... Averaged more blocked shots in 29 games (3.5) than it did in 30 games during the 2000-01 season (3.4);
- ... Averaged more steals this season in 29 games (7.7) than it did in 30 during the 2000-01 season (6.2);

... Averaged more points per game (71.8) than it did in 30 games during the 2000-01 season (69.5).

ARRINGTON WAS FLORIDA STATE'S CHIEF THIEF DURING HIS CAREER

Senior point guard Delvon Arrington, an honorable mention All-ACC selection finished his career ranked second in school history with 225 career steals. He fell only 12 steals short of surpassing former Seminole great Charlie Ward who accumulated 236 steals during his career.

FLORIDA STATE'S CAREER STEALS LEADERS

Rank	Player, Years	Total
1.	Charlie Ward, 1991-94	236
2.	Delvon Arrington, 1999-2002	225


FLORIDA STATE'S 2001-02 ACC HONORS

Category	Player	Date	ACColades
ACC Player of the Week	Monte Cummings	Jan. 7-13	16 points, GWB vs. Duke
ESPN Big Man on Campus	Monte Cummings	Jan. 7	Duke/S. Florida performance
ACC Rookie of the Week	Anthony Richardson	Jan. 14-20	19 points vs. NCSU in homecoming
ESPN Team Of Week	Team	Jan. 7-13	Win over No. 1 Duke

ARRINGTON FROM THE BONUSPHERE

Season (Years)	3PGM-A	Pct.	Notes
2001-02 (1 Year)	42-114	36.8	Averaged 1.4 3-point field goals made per game
1999-01 (3 Years)	78-238	32.8	Averaged 0.9 3-point field goals made per game
Totals	120-352	34.1	Ranked seventh in school history in 3-point shots made

Trevor Harvey was among the ACC's leaders in blocked shots in 2001-02.



Quoting Florida State Men's Basketball

"Florida State is very athletic. They're as quick as Oklahoma. When they are shooting the ball, they can play with anybody. They have size, quickness and experience."

Gary Williams
University of Maryland

"He's (Monte Cummings) really become one of the better players in our league."

Mike Krzyzewski
Duke University
Feb. 5, 2002

"Monte Cummings spent four years of his life defending a nation. It took him four seconds to topple a college basketball empire."

Alex Abrams
Warchant Insider
January 2002

"Steve Robinson is truly one of the great individuals in college basketball. He is exactly the kind of coach I would want my son to play for, and that is the highest compliment I can give anyone."

Roy Williams
Kansas University

"The military was the best thing I had ever done in my entire life. It made me grow up. It made me become a man."

Monte Cummings
Florida State University
Feb. 2, 2002

"I really like him (Monte Cummings). Certainly I love the fact how hard he's worked to even be in a position to play at Florida State. He's older and he's mature and he's hungry. In saying all that, he's also very talented."

Mike Krzyzewski
Duke University
Feb. 5, 2002

"Your point guard has to take it personally that Duke thinks they can pressure you. You could just see that is how Arrington approached the game. You could tell he thought it was disrespectful that they were trying to pressure him and he wasn't going to back down at all."

Kenny Smith
Fox Sports Net Television
Jan. 6, 2002

"I like to take on challenges and I like to finish challenges. That's what I did."

Delvon Arrington
On Earning His Bachelor's Degree
Aug. 4, 2001

ACC CAREER ASSISTS LEADERS

Rank	Player	School	Years	Assists
1.	Bobby Hurley	Duke	1990-93	1,076
11.	Tommy Amaker	Duke	1984-87	708
12.	Travis Best	Georgia Tech	1992-95	692
13.	Delvon Arrington	Florida State	1999-02	688

ARRINGTON FROM THE 3-POINT LINE

Senior point guard Delvon Arrington made a career-high and team leading 42 3-point shots made during the 2001-02 season. Arrington made a career-high four from beyond the arc against Wake Forest Feb. 2.

CHARTING CUMMINGS' IMPROVEMENT

Monte Cummings, an honorable mention All-ACC selection, stepped up his game and ranked highly in just about every statistical category for the Seminoles during the 2001-02 season.

CUMMINGS THIS YEAR VS. CUMMINGS LAST YEAR

Monte Cummings, an honorable mention All-ACC selection reached a number of personal statistical milestones during his outstanding 2001-02 season. He has made and attempted more field goals, made and attempted more 3-point field goals and has more offensive rebounds and more steals this season than he did during his first season at Florida State, 2000-01.

CUMMINGS BRINGING IT

Year	Mines.	FGM-A	3PM-A	OR	DR	TR	Steals	Points
2001-02	832	159-301	13-36	46	60	106	27	434
2000-01	672	101-223	3-14	36	61	97	22	311

ANTWUAN DIXON ON THE 3-POINT SHOOTING CAREER LISTS

Senior co-captain Antwan Dixon, who started the final 59 games of his career, closed his career ranked in the Seminoles' top 15 career 3-point shots made (13th), attempted (13) and percentage (11th). He made a career-high 41 3-point shots this season in finishing second on the team in that category. In addition, he made 1.41 3-point shots per game to rank among the league leaders. Dixon made nearly as many 3-point shots during the 2001-02 season (41) as he did during the first three years of his career (42).

ANTWUAN DIXON FROM THE 3-POINT LINE

Season	3PM-A	Pct.	Notes
2001-02 (1 Year)	41-125	32.8	Career-high four 3-point shots made vs. Clemson, Jan. 24, 2002
1999-01 (3 Years)	42-118	35.6	Previous career high was 29 3PM during 2000-01 season
Totals	83-243	34.2	0.5 3PM/G in first 3 Years/1.4 3PM this season

CUMMINGS' IMPROVEMENTS

Category	2001-02	2000-01	Improve	Notes
Points/Game	15.5	10.7	+4.8	ACC career-high 28 pts vs. N. Car., Feb. 17
Field Goal Pct.	52.8 %	45.3 %	+7.5 %	11-of-16 (.688) FG Pct. vs. N. Car., Feb. 17
Free Throw Pct.	76.3 %	73.6 %	+2.7 %	11 FTM in 3 games vs. NC State/3.0 FTMPG
3-Point FG Pct.	36.1 %	21.4 %	+14.7 %	Career-high 13 3-point shots made in 01-02
Steals	1.0	0.8	+0.2	2 steals vs. UNC, Jan. 16; vs. Duke, Jan. 6
FGM/Game	5.7	3.5	+2.2	ACC career-high 10 FGM vs. Wake, Feb. 2
Rebs/Game	3.8	3.3	+0.5	Career-high 10 vs. S. Florida, Jan. 2
Minutes/Game	29.7	23.2	+6.5	ACC career-high 35 mines. vs. Wake, Feb. 2

ARRINGTON CLOSING HIS CAREER HIGHLY RANKED ALL-AROUND

Senior point guard Delvon Arrington closed his career ranked in the top 10 in seven different statistical categories in the Seminoles' record book. He ranked first in assists and assists per game and second in steals and steals per game.

ARRINGTON ON THE CAREER CHARTS

Category	Total	FSU Rank	ACC rank
Assists	688	1	14
Assists/Game	5.83	1	14
Steals	225	2	15
Steals/Game	1.96	2	15
3-Point FG Att.	352	6	—
3-Point FG Made	120	7	—
Games Played	118	T5	—
Points	1,173	21	—

ARRINGTON RANKS 14TH IN ACC HISTORY

Senior point guard Delvon Arrington, an honorable mention All-ACC selection, closed his career ranked 14th in ACC history with 688 assists. He closed his career within only 12 assists of becoming the 12 player in ACC history to record 700 or more assists during his career.



Antwan Dixon finished his career ranked among the Seminole career leaders in every 3-point shooting category.

ANTWUAN DIXON REACHES CAREER-HIGH STATISTICS ...

- ... Senior co-captain Antwan Dixon made a career-high 95 field goals and attempted a career-high 215 field goals during the 2001-02 season;
- ... Senior co-captain Antwan Dixon made 41 of 125 3-point field goals – both rank as single-season career high statistics;
- ... Senior co-captain Antwan Dixon was credited with a single-season career-high 26 steals.

JOINER LEADS THE TEAM FROM LONG RANGE


Sophomore Michael Joiner shot a career-high and team-leading .403 from the 3-point line. He averaged a career-high 1.1 3-point shots made per game and made multiple long-range shots in 11 different games. He finished as the only Seminole to shoot 40.0 percent or better from the 3-point line and shot more than 11 percentage points higher from the 3-point line this season than he did last season.

JOINER'S IMPROVEMENT FROM THE 3-POINT LINE

Season	3FGM-A	Pct.	Notes
2001-02	31-77	.403 %	2001-02 Seminole leader in 3FG%
2000-01	14-49	.292 %	Ranked 4th on team in 3FG %
Improvement		+111 %	Career 35.7 (45-of-126) from 3PT range

JOINER FROM THE 3-POINT LINE

Sophomore Michael Joiner ranked third on the team as he made a career-high 31 3-point shots. He trailed only seniors Delvon Arrington (42 3-point shots made) and Antwan Dixon (41 made) and was one of four players on the team to make 20



Michael Joiner was among the team leaders in numerous categories as a sophomore, including three-point shots made and attempted.

or more 3-point shots. Joiner made more than twice as many 3-point shots as a sophomore (31) than he did as a freshman (14). During the season, he scored three 3-point shots in three different games with his trifecta of threes coming against Duke (Feb. 7), Birmingham Southern (Dec. 4) and Virginia Tech (Dec. 27). Joiner's hottest streak from the bonusphere (72.7%, eight-of-11) came in four consecutive games against American (Dec. 22), Virginia Tech, Campbell (Dec. 29) and South Florida (Jan. 2). During the season, Florida State was 7-4 in 11 games when Joiner made multiple 3-point shots.

JOINER FROM THE 3-POINT LINE

Season	3FGM	3FGM/Game	Notes
2001-02	31	1.1	Multiple 3-point shots in 11 games
2000-01	14	0.5	Multiple 3-point shots in 1 game
Improvement	+17	+0.6	Florida State is 8-4 when Joiner has multiple 3FGM

JOINER ASSISTING

Sophomore Michael Joiner ranked third on the team with a career-high tying 1.4 assists per game average. He dished out a career-high tying four assists three times (at Wake Forest, and against Clemson and Virginia in Tallahassee). Joiner has totaled 82 assists in 58 career games to average just over 1.4 assists per game for his career.

JOINER REBOUNDING ON THE OFFENSIVE END

Sophomore Michael Joiner finished 14th in the ACC in offensive rebounding with a 1.80 average. His efforts on the offensive glass allowed Florida State to rank second in the conference team statistics in offensive rebounds with a 14.00 offensive rebounds per game average.

JOINER REBOUNDS


Sophomore Michael Joiner, the Seminoles' leading rebounder over the course of the last two seasons with a 5.3 rebounds per game average, ranked second on the team in rebounding as a sophomore (4.7 rpg) after leading the team as a freshman (6.0 rpg). Joiner led the Seminoles in rebounding in five games and grabbed a season-high nine rebounds in Florida State's victories against Cleveland State and South Florida.

MATHEWS RANKS SEVENTH IN ACC IN BLOCKED SHOTS

Junior Mike Mathews ranked seventh in the ACC with a 1.2 blocked shots per game average. It marked the second consecutive season he had ranked in the ACC's top 10 after ranking fifth as a sophomore with a career-high 1.6 blocked shots per game average. Mathews will begin his senior season on pace to become one of the top five shot blockers in school history. He is currently ranked 10th in school history with 78 career blocked shots after only his first two seasons as a Seminole. Mathews' 44 blocked shots ranked as the second highest total by a Florida State sophomore during the 2001-02 season. He blocked 34 shots as a junior.

MATHEWS INVALUABLE IN VICTORY OVER DUKE

Junior Mike Mathews was a standout in the final minute of Florida State's victory over No. 1 ranked and previously undefeated Duke Jan. 6, 2002. In the last minute of the game, he boxed out Carlos Boozer on Jason Williams' second missed free throw allowing Seminole forward Antwan Dixon to grab the rebound on the play. He then sealed Boozer on his right hip at the other end to allow Monte Cummings past the imposing Duke



Mike Mathews was among the ACC leaders in blocked shots during the 2001-02 season.

center on Cummings' way to the basket and the game-winning lay-up with 7.4 seconds remaining. To help end the game and give the Seminoles the monumental victory, he blocked Williams' initial shot attempt at a game-winning basket as the time ran out giving the Seminoles the victory.

DIXON ENJOYS BEST YEAR OF CAREER

Junior Nigel Dixon enjoyed his best season statistically as he set career-highs for minutes played (492), field goals made (89), field goals attempted (180), free throws made (50), free throws attempted (101), offensive rebounds (94), total rebounds (180), steals (eight) and points scored (228). In addition, he established single game career-highs for points (28), field goals made (13), field goals attempted (18) and offensive rebounds (7), while tying his career-high for assists (one) and steals (two) against Elon (Nov. 23).

WALESKOWSKI NEARLY PERFECT FROM THE FREE THROW LINE

Freshman Adam Waleskowsky, one of Florida State's heralded recruits this past season, enjoyed a fine first season while wearing the Garnet and Gold. He came on toward the late stages of the 2001-02 season and displayed his promise for future All-Star consideration. Waleskowsky finished his first season as the Seminoles' leader in free throw percentage with a .806 mark. He became the

second freshman in school history to lead the team in free throw shooting for a single season — joining sharpshooter Andrew Wilson who led the team during the 2000-01 season. He tied a school record for perfection from the free throw line in the ACC Tournament as he made a perfect eight free throws in eight attempts against Clemson. His performance helped the Seminoles advance past the Tigers and into the second round of the tournament. His perfection also tied an ACC Tournament record.

WALESKOWSKI EARNS HIS WAY INTO THE LINEUP

Freshman Adam Waleskowsky started both games for the Seminoles in the ACC Tournament as the Seminoles defeated Clemson but fell to National Champion Maryland in the quarterfinal round. In the ACC Tournament, he averaged 4.0 points, 5.5 rebounds and had

Florida State's Monte Cummings — Working To Be The Best

Senior Seminole guard Monte Cummings is a person who has the determination to win and gives 110% in every game. He hopes people will see him as a unique person when compared to others.

He enjoyed his best collegiate season as a senior. He earned All-ACC honorable mention honors and led the team in scoring with 15.5 points per game average.

He was named the ACC Player of the Week after leading Florida State past No. 1 Duke in January.

"I have determination out of this world. I won't let anything or anybody get me down to the point where it affects my game," he said.

Cummings transferred to Florida State after playing one year at Southeastern Community College and serving four years in the U.S. Army. Along the way, he encountered many situations, such as basic training and the Bosnian Conflict, which made him a stronger more determined person.

"I had no backbone when I was growing up. I was not stable," he said. "The army taught me to stick with things. To weather the storms, I guess you could say. The army taught me to have determination and that is what I always bring on the court with me."

After junior college, Cummings set many goals with one main goal: to come to Florida State and to become successful both in the classroom and on the basketball court.

"When it came to Florida State, I saw how the fans and everybody really got excited when it came to basketball, plus my family lives near by," said the Quincy, Fla. native.


Besides determination to win, Cummings has the determination to raise his son, Shawn. According to Monte, Shawn contributes to his maturity and his positive attitude.

"He is the little man who sparks me," he said. "I look forward to hearing what he has to say about my game everyday."

While the Seminole basketball team strives for success, Cummings feels as if this will be a successful season for the team.

By Janette Ruiz

For the complete story log onto www.seminoles.com



Mike Mathews helped Florida State beat No. 15 ranked Virginia at home during the 2001-02 season.

two steals against Maryland. He also added a blocked shot against Clemson in the first round of the Tournament and played 19 minutes in both games. Waleskowsky started three games for the Seminoles during the season and helped Florida State defeat Cleveland State and Clemson as a member of the starting lineup. As a starter, he averaged 3.0 points and 4.7 rebounds. He averaged 16.7 minutes per game as a starter and looks to earn more minutes as a sophomore.

WALESKOWSKI COMES ON LATE IN THE SEASON

Freshman Adam Waleskowsky scored his ACC career-high of 10 points as the Seminoles played host to Maryland Feb. 27 in Tallahassee. He tied his career high with five field goals made, grabbed his career-high of seven rebounds and blocked a shot against the Terps. Combine that game with his two performances in the ACC Tournament, and he scored 22 points and grabbed 20 rebounds in his final four games of the season.

RICHARDSON EARNS ACC ALL-FRESHMAN HONORABLE MENTION HONORS

Anthony Richardson was an All-ACC Freshman team honorable mention selection in 2002 as he averaged 7.2 points and 3.7 rebounds while playing in 28 games. He ranked in the top five of four different statistical categories for the Seminoles last season (blocked shots, assists, 3-point field goals made and steals). He earned ACC Rookie of the Week honors Jan. 13, 2002 for his 19-point, six-rebound performance against NC State in his first return to his hometown of Raleigh, N.C.

RICHARDSON AMONG ACC'S TOP NEWCOMERS

Freshman Anthony Richardson was one of the top all-around freshmen in the ACC during the 2001-02 season and was the only player to rank among the top-10 ACC freshmen in rebounds, scor-

2001-2002 FLORIDA STATE RESULTS

N1	+	Garnet and Gold	Gld, 71-68
N4	+	Nike Elite	W, 62-61
N10	+	EA Sports All-Stars	W, 110-92
N16		at Florida	L, 47-68
N20		Savannah State	W, 93-41
N23		Elon College	W, 89-59
N28	\$	at Northwestern	L, 50-57
D4		Birmingham South.	W, 78-62
D8		Western Carolina	L, 69-79
D16	*	at Wake Forest	L, 72-93
D19		Cleveland State	W, 76-63
D22		American	L, 72-77
D27		Virginia Tech	W, 78-49
D29		Campbell	W, 93-47
J2		at South Florida	W, 78-74
J6	*	Duke	W, 77-76
J8	*	at NC State	L, 62-77
J16	*	North Carolina	W, 81-71
J20	*	at Virginia	L, 71-94
J24	*	Clemson	W, 68-63
J26	*	at Maryland	L, 63-84
J30	*	at Georgia Tech	L, 46-77
F2	*	Wake Forest	L, 80-89
F7	*	at Duke	L, 49-80
F10	*	NC State	L, 67-76
F17	*	at North Carolina	L, 85-95
F20	*	Virginia	W, 66-59
F23	*	at Clemson	L, 78-87
F27	*	Maryland	L, 63-96
M2	*	Georgia Tech	L, 78-86
M7	^	Clemson	W, 91-84
M8	^	Maryland	L, 85-59


at ACC Tour, Charlotte, N.C.

+ Exhibition game
 \$ ACC/Big Ten Challenge at Evanston, Ill.
 * ACC Game
 ^ ACC Tournament at Charlotte, N.C.

ing, blocked shots and steals during the season. Richardson ranked sixth among ACC freshmen in rebounds, seventh in scoring, seventh in blocked shots and eighth in steals in the final ACC freshman statistics. He also ranked 12th in assists and 15th in 3-point field goal percentage.

RICHARDSON ON THE SEMINOLE STATISTIC SHEET

Anthony Richardson led the Seminoles in scoring twice — against Savannah State Nov. 20 and at Maryland Jan. 26. He also topped the



Anthony Richardson was one of the top freshmen in the ACC during the 2001-02 season.

team in rebounds twice against Western Carolina and Campbell. In addition, he scored in double figures nine times to rank sixth on the team. Richardson blocked 15 shots with his career-high of three coming against Savannah State in only his second career game. He added two against Elon in his third game and had five blocked shots after only three career outings. Richardson's ACC career-high of two blocked shots came at NC State (in his first return home) and in his first appearance in Cole Field House against National Champion Maryland.

RICHARDSON ON FLORIDA STATE'S FRESHMAN CHARTS

Freshman Anthony Richardson, a member of the 2001-02 ACC All-Freshman team, made 24 3-point shots. He ranked fourth on the team and is one of four Seminole players who made 20 or more shots from the bonusphere. Richardson's 24 3-point shots made tied him for the sixth highest single-season total by a Seminole freshman in school history.

SEMINOLE FRESHMEN FROM 3-POINT RANGE

Rank	Player, Year	3-point Shots Made
1.	Tharon Mays, 1988	46
2.	James Collins, 1994	39
3.	Bob Sura, 1992	38
4.	Geoff Brower, 1996	27
5.	Derrick Carroll, 1993	26
6.	Anthony Richardson, 2002	24
	LaMarr Greer, 1995	24

Antwuan Dixon – A True Seminole Leader

Antwuan Dixon has the distinction of being the first player to sign a National Letter of Intent to attend Florida State under the helm of Head Coach Steve Robinson. But Dixon has given Seminole fans much more to cheer about during his time in Tallahassee.

Dixon played in 90 consecutive games to close his career, which was the second longest streak on the team. He finished third on the Seminoles in rebounding, which definitely seems to be Dixon's strength on the court.

"I guess it was in high school that I realized rebounding was my strong point, so of course I started working on it more," commented Dixon. "It is an important aspect of the game, and not everyone can rebound well. So I really wanted to work at it and improve on it."


Being a strong force on the court, however, is not the only thing that keeps Dixon going. Serving his second consecutive year as a team co-captain, he also has the responsibility of keeping the team, as well as himself, motivated.

"I just try to lead by example. It's easy just to tell the guys what they should be doing, but when they see someone who tries hard on the court, works hard at practice, and makes an effort in the classroom, they'll be more willing to try to do that, too."

Dixon's efforts in his degree at Florida State have not gone unnoticed. He was named Warrior of the Year at the Seminoles' annual banquet for his excellence as a player on the court, as a student in the classroom and as a humanitarian in the community. He served on the ACC student advisory board during his senior season. The 18 student-athletes from the nine conference schools met and discussed various issues during this 2001-2002 academic year.

With his recent graduation (April 27, 2002), Dixon has many ideas for some solid business ventures in his future. He's not ready to leave the court just yet, however. Like his former high school teammate, Shareef Abdul-Rahim of the Atlanta Hawks, Dixon does have dreams of playing professionally. He intends to continue working hard to keep that incentive alive, and Dixon does have a great "support staff" to help him along.

*By Katie Colleen Hughes
 For the complete story
 log onto www.seminoles*



Nigel Dixon was among the Seminoles' leading scorers in 2001-02.




Adam Waleskouski scored 10 points against Maryland Feb 27, 2002.

Florida State Men's Basketball By The Numbers

- 1** Florida State's victory over No. 1 ranked and previously undefeated Duke Jan. 6 was the first victory over a No. 1 ranked team in school history.
- 1** Florida State defeated Duke (Jan. 6, 77-76) and North Carolina (Jan. 20, 81-71) in the same season for the first time in school history.
- 1** Monte Cummings, who earned All-ACC honorable mention honors, led the Seminoles in scoring (15.5 ppg), field goals made (159), field goals attempted (301), free throws made (103) and free throws attempted (135).
- 1** Delvon Arrington became the first player to lead the Seminoles in assists over the course of four years.
- 2** Florida State defeated two ranked teams during the 2001-02 season. The Seminoles beat No. 1 Duke (77-76) Jan. 6 in Tallahassee and No. 15 Virginia (66-59) Feb. 20 also in Tallahassee.
- 2** Delvon Arrington finished second in school history with 225 career steals. He finished only 11 steals behind the Seminoles' all-time leader, Charlie Ward. Ward had 236 steals from 1991-94.

- 6** Delvon Arrington was credited with a career-high tying 182 assists during the 2001-02 season. His total is tied (with himself) for the sixth highest single-season assist total in school history.
- 10** Florida State's 93-41 (+52 points margin of victory) win over Savannah State Nov. 20 is tied for the 10th highest margin of victory in school history.
- 11** Antwan Dixon closed his career ranked 11th in school history in 3-point field goal shooting percentage (.342 percent). He also finished 12th in career 3-point shots made (83) and 13th in attempts (243).
- 22** Delvon Arrington scored 1,174 points during his 118-game (four-year) career and ranks 22nd on Florida State's all-time scoring list.
- 688** Delvon Arrington closed his career as Florida State's all-time leader with 688 assists. He broke the previous record of 602 by Otto Petty in Florida State's victory over No. 1 Duke Jan. 6.
- 1.000** Freshman Adam Waleskouski tied the school record for free throw perfection with an eight-for-eight (1.000 percent) performance from the line against Clemson March 7 in the first round of the ACC Tournament.



JUNIOR POINT GUARD MARCELL HAYWOOD ...

- ... Played in more games during the 2001-02 season (25) than he did during the 2000-01 season (nine);
- ... Played more minutes during the 2001-02 season (136) than he did during the 2000-01 season (43);
- ... Made more free throws during the 2001-02 season (three) than he made during the 2000-01 season (1);
- ... Attempted more free throws during the 2001-02 season (five) than he did during the 2000-01 season (2);
- ... Grabbed more total rebounds during the 2001-02 season (10) than he did during the 2000-01 season (5).

2001-02 ACC STANDINGS

Team	ACC			OVERALL		
	W	L	Pct.	W	L	Pct.
Maryland	15	1	.938	32	4	.889
Duke	13	3	.813	31	4	.886
W. Forest	9	7	.563	21	13	.617
NC State	9	7	.563	23	11	.676
Virginia	7	9	.438	17	12	.567
Ga. Tech	7	9	.438	15	16	.484
N. Carolina	4	12	.250	8	20	.286
Fl. State	4	12	.250	12	17	.414
Clemson	4	12	.250	15	17	.433

STEVE ROBINSON'S CAREER RECORD

School	W	L	Pct.	Years
Career	110	104	.514	1996-01
at Tulsa	46	18	.719	1996-97
at Florida St.	64	86	.427	1998-02

Adam Waleskouski was a starter in both of Florida State's ACC Tournament games at the end of the 2001-02 season.

Game 1

No. 7 Florida 68 • Florida State 47
Stephen C. O'Connell Center, Gainesville, Fla.



GAINESVILLE, Fla. — Florida won its fourth straight over the Seminoles in their annual basketball meeting on the night before the two football teams play. The Gators' Brett Nelson scored 11 of his 16 points in the first eight minutes to help the Gators to a 25-13 lead. Florida State never cut the deficit below 10 after that. Delvon Arrington led the Seminoles with 11 points on 3-for-11 shooting. Antwan Dixon was the only other Florida State player in double figures, with 10 points. The Seminoles shot 12-for-46. Junior forward Matt Bonner had 13 points and eight rebounds for the Gators. Justin Hamilton, back this year after missing most of last season with a knee injury, had 10 points and five assists.

Fla. State	Min.	FG	3FG	FT	O-D	Reb.	F	A	T	B	S	Pts.
Joiner	26	1-3	0-2	2-2	3-4	7	3	1	5	1	2	4
A. Dixon	25	4-9	2-6	0-0	1-3	4	3	1	3	0	0	10
N. Dixon	18	0-1	0-0	0-0	1-1	2	3	0	0	1	0	0
Arrington	28	3-11	1-4	4-4	1-1	2	1	2	0	2	1	11
Cummings	21	1-7	0-1	0-0	0-1	1	3	2	3	0	0	2
Rickey	15	1-4	0-3	2-4	1-1	2	2	2	2	0	0	4
Lowery	12	0-1	0-1	0-0	0-1	1	0	1	3	0	2	0
Harvey	15	1-2	0-0	3-5	1-3	4	3	0	0	2	0	5
Wilson	7	0-2	0-1	0-0	0-1	1	0	1	1	0	0	0
Mathews	7	1-1	0-0	1-2	0-0	0	4	0	1	0	1	3
Waleskowi	14	0-2	0-0	4-4	0-3	3	4	0	1	0	2	4
Richardson	12	0-3	0-3	4-5	1-2	3	1	1	0	0	4	0
Team						32						5
Totals	200	12-46	3-21	20-26	12-23	35	27	10	29	3	10	47

FG%: Florida State, .261; Florida, .434
 FT%: Florida State, .769; Florida, .586
 Referees: Andre Paillo, Mike Wood, Curtis Shaw

Game 2

Florida State 93 • Savannah State 41
Tallahassee-Leon County Civic Center, Tallahassee, Fla.



TALLAHASSEE — Freshmen Anthony Richardson and Adam Waleskowski led a group of six players in double figures Tuesday night as Florida State routed Savannah State 93-41 to match its biggest margin in 33 years. The Seminoles (1-1) took a 42-17 half-time lead over the cold shooting visitors and led 93-39 on Richardson's last of three 5-point baskets. He finished with 12 points, Waleskowski added 11 while four players — Michael Joiner, Antwan Dixon, Monte Cummings and J.D. Bracy each scored 10 points. Savannah State (0-2) was led by Armond Burnett's 14 points. No other Tiger player scored more than four points. Florida State shot 51.5 percent for the game, including 50 percent from 3-point distance, hitting a dozen of 24 attempts. It was the Seminoles largest margin of victory since a 104-52 win over New Hampshire, Dec. 30, 1968. Savannah State, which finished 4-21 a year ago, made only 23.8 percent of its shots and was only 1 of 14 from 3-point distance. The Tigers didn't score for the first 5:50 of the game and didn't reach double figures until there was 5:54 left in the half and they were behind 28-9.

Savannah	Min.	FG	3FG	FT	O-D	Reb.	F	A	T	B	S	Pts.
Payton	34	1-7	0-3	2-3	1-5	6	3	1	2	1	0	4
Burnett	28	4-13	0-0	6-8	4-3	7	3	0	5	0	2	14
Fisher	18	0-2	0-0	0-0	1-2	3	5	0	2	1	1	0
Spain	6	0-3	0-1	0-0	0-0	0	2	0	3	0	0	0
Williams	19	1-8	0-2	2-2	0-0	0	3	2	1	0	2	4
Small	33	1-6	1-3	0-0	1-0	1	1	1	6	0	2	3
Low	23	2-13	0-2	0-0	0-3	6	1	1	0	0	2	4
Redick	14	2-4	0-0	1-1	0-0	2	2	1	0	1	1	4
Williams	8	2-3	0-1	0-0	0-0	0	2	1	4	0	0	4
Boyd	17	2-4	0-2	0-0	0-1	4	1	0	1	0	1	4
Team						33						6
Totals	200	15-63	1-14	10-14	18-17	35	22	6	25	2	11	41

FG%: Savannah State, .238; Florida State, .515
 3FG%: Savannah State, .071; Florida State, .500
 FT%: Savannah State, .714; Florida State, .542
 Technical Fouls: None Referees: John Clougherty, David Day, 18, Caldwell

Game 3


Florida State 89 • Elon 59
Tallahassee-Leon County Civic Center, Tallahassee, Fla.



TALLAHASSEE, Fla. — Nigel Dixon, Florida State's junior center, scored a career-high 28 points to lead the Seminoles to an 89-59 victory over Elon (N.C.) College at the Leon County Civic Center. Dixon scored Florida State's first seven points in the game and finished with 17 in the second half. He shot 13-of-18 from the field and grabbed a game-high eight rebounds. Dixon's previous career-high was 23 points last year against Rhode Island. Florida State led 43-30 at half-time and opened its biggest lead at 86-54 with 1:54 left in the game. Steven Harvin and Quinton McCleod, who each scored 10 points, led Elon. The Phoenix, who are hoping to improve on a 9-20 record a year ago, shot 42.6 percent from the field and were outmatched in rebounding where the taller, heavier Seminoles enjoyed a 50-30 advantage. Antwan Dixon added 14 points for Florida State while freshman Anthony Richardson chipped in with 13 and Monte Cummings had 10. It marked the second consecutive game the Seminoles had at least four players score in double figures. Florida State shot 50 percent from the field and forced 18 turnovers.

Elon	Min.	FG	3FG	FT	O-D	Reb.	F	A	T	B	S	Pts.
Marsh	20	4-10	0-1	1-2	0-1	1	1	1	1	2	9	9
Adams	21	1-4	0-0	0-0	1-0	1	4	0	1	2	0	2
Hall	21	1-5	0-1	0-0	1-3	4	1	1	3	0	0	2
Sims	14	0-3	0-1	0-0	0-0	0	2	1	2	0	0	0
Monera	7	1-4	0-0	0-0	1-0	1	2	0	0	0	2	2
Roswell	25	4-8	1-3	0-0	0-1	1	3	2	5	2	9	9
Harvin	25	4-9	2-4	0-0	1-1	2	0	1	2	0	0	10
McCleod	23	4-7	0-0	2-4	1-2	3	3	1	2	1	1	10
Newton	2	1-1	0-0	0-0	0-0	0	0	0	0	0	0	2
Johnson	5	0-0	0-0	0-0	0-0	0	0	0	1	0	1	0
Kirby	15	3-5	0-0	0-0	0-0	5	3	0	0	1	6	6
Ricks	2	0-1	0-1	0-0	0-0	0	1	0	0	0	0	0
Atyehi	20	3-4	0-0	1-2	1-4	5	1	2	1	0	0	7
Team						34						7
Totals	200	26-61	3-11	4-8	12-18	30	20	9	18	4	7	59

FG%: Elon, .426; Florida State, .500
 FT%: Elon, .500; Florida State, .611
 Referees: Bryan Kersey, Tim Nestor, Alan Spahrhour



Antwan Dixon scored in the double figures in each of the Seminoles' first three games of the 2001-02 season.

Game 7

Wake Forest 93 • Florida State 72 Lawrence Joel Coliseum, Winston-Salem, N.C.



WINSTON-SALEM, N.C. — Darius Songaila scored 29 points and Jamaal Levy added 15, both career-highs, to lead No. 19 Wake Forest to a 93-72 victory over Florida State in an Atlantic Coast Conference opener. Josh Howard added 14 points and Antwan Scott had 13 for Wake Forest. Monte Cummings scored 16 points for Florida State while Delvon Arrington added 14 and Nigel Dixon had 12. Songaila, Wake Forest's leading scorer at 17.3 points a game, broke open a close game with a strong second half. He scored 16 points in the half, making all but three shots, and disrupted Florida State with some strong defense and a constant presence under the basket. He turned it on just as Florida State looked like it could run with the Demon Deacons by keeping the game close through the first four minutes of the second half. The Seminoles, who closed the first half with an 8-2 run to crawl back into the game, pulled within 49-44 on Cummings' breakaway dunk on his own steal at the 16:00 mark of the second half. But Songaila and the Deacons took control with a furious six-minute stretch that put Florida State away.

Fla. State	Min.	FG	3FG	FT	O-D	Reb.	F	A	T	B	S	Pts.
Joiner	26	3-6	0-1	1-1	0-2	2	1	4	4	0	0	7
A. Dixon	23	3-6	1-3	0-0	2-2	4	5	0	0	0	1	7
N. Dixon	16	6-8	0-0	0-0	3-4	7	3	0	2	0	0	12
Arrington	35	5-9	2-4	2-2	0-2	2	0	7	5	0	2	14
Cummings	28	7-11	0-0	2-4	1-1	2	4	2	3	0	1	16
Bracy	4	0-3	0-1	0-0	0-0	0	1	1	0	0	0	0
McPherson	4	1-1	1-1	2-2	0-0	0	0	0	0	0	0	5
Harvey	6	0-0	0-0	1-1	2-3	0	2	2	2	0	0	0
Haywood	2	0-0	0-0	0-0	0-0	0	0	0	1	0	0	0
Mathews	13	2-4	0-0	0-2	2-2	4	3	0	1	1	4	4
Waleslow	16	0-2	0-0	2-2	3-3	5	0	0	1	0	1	2
Richardson	27	2-8	0-4	1-3	1-2	3	2	1	0	0	1	5
Team						1-0						1
Totals	200	29-58	4-14	10-17	13-19	32	21	15	22	3	6	72

FG%: Florida State, .500; Wake Forest, .557
3FG%: Florida State, .268; Wake Forest, .368
FT%: Florida State, .588; Wake Forest, .750
Technical Fouls: None **Referees:** Mike Wood, Jamie Luckie, Reggie Coler

Game 8

Florida State 76 • Cleveland State 63 Tallahassee-Leon County Civic Center, Tallahassee, Fla.



TALLAHASSEE, Fla. — Senior guard Monte Cummings scored a career-high 28 points, including eight in the final 3:14 as Florida State went on a 19-2 closing run to beat Cleveland State 76-63. The game saw sawed back-and-forth until the final minutes with 15 lead changes and eight ties. Delvon Arrington's 3-point shot with 4:46 left gave the Seminoles the lead for good at 64-61. The 5-11 senior guard narrowly missed a triple-double, finishing with nine points, nine assists and eight rebounds. Cleveland State led 41-40 at the half, and took a 61-57 lead on a free throw by Theo Dixon with 6:54 left, but went scoreless the final 4:14 and went without a field goal the final eight minutes. Florida State shot 51.4 percent for the game — including 12 of 16 by Cummings — compared to just 36.4 percent shooting for the Vikings. Antwan Dixon and Michael Joiner each added 10 points for Florida State and Joiner added a game-high nine rebounds. Jamaal Harris, who hit 3 of 4 shots from 3-point range, led Cleveland State with 19 points and Theo Dixon added 14.

C. State	Min.	FG	3FG	FT	O-D	Reb.	F	A	T	B	S	Pts.
Cosley	34	4-9	0-0	1-3	4-3	7	2	0	3	1	1	9
Williams	26	2-4	0-0	2-4	1-3	4	4	0	1	1	0	6
Dixon	25	6-14	1-6	1-2	1-1	2	3	2	3	0	1	14
Robinson	30	2-12	1-6	0-0	1-1	2	5	3	5	0	0	5
Harris	32	6-12	4-6	3-4	1-2	3	2	2	5	0	1	19
Calhoun	4	0-1	0-0	0-0	0-0	0	0	0	0	0	0	0
Chaves	13	0-1	0-1	0-0	0-1	1	0	1	3	0	2	0
Rabb	10	0-1	0-0	0-0	3-1	4	1	1	0	0	1	0
Coles	16	4-12	2-4	0-0	3-1	4	1	1	1	0	0	10
Team						3-2						5
Totals	200	24-66	8-23	7-13	17-15	32	18	10	21	2	7	63

FG%: Cleveland State, .364; Florida State, .517
3FG%: Cleveland State, .348; Florida State, .308
FT%: Cleveland State, .538; Florida State, .667
Technical Fouls: None
Referees: Steve Skiles, Sid Rodeshoffer, Eugene Crawford

Game 9

American 77 • Florida State 72 Tallahassee-Leon County Civic Center, Tallahassee, Fla.



TALLAHASSEE, Fla. — Patrick Doctor scored 18 points, and Vladimir Buscaglia added 16 as American University upset Florida State 77-72. The Eagles hit 14 of 15 free throws in the game, including 12 straight in the final 6:16 to notch the victory. Doctor, coming off the bench, was 5-of-6 shooting and perfect on eight free throw attempts. Glenn Stokes was 5-for-6 from 3-point range and finished with 15 points. Monte Cummings scored 20 points for Florida State. The Seminoles couldn't stop the hot-shooting Eagles, who hit 51 percent for the game, 11-of-22 from 3-point range and 93 percent from the free-throw line. Antwan Dixon scored 17 points and Mike Mathews added 10 for Florida State.

American	Min.	FG	3FG	FT	O-D	Reb.	F	A	T	B	S	Pts.
Buscaglia	31	6-11	4-8	0-0	1-3	4	3	1	2	1	2	16
Gray	13	3-5	0-0	0-0	1-1	2	3	1	1	0	1	6
Stokes	22	5-8	5-6	0-0	0-1	1	2	3	3	0	2	15
Miles	30	0-2	0-2	4-4	1-2	3	2	4	1	0	0	4
Rodriguez	22	0-2	0-0	0-0	0-4	4	1	5	3	0	1	0
Williams	16	4-6	0-0	0-0	1-3	4	3	1	2	1	1	8
Boyd	26	3-9	2-5	2-2	1-2	3	3	0	3	0	1	10
Adams	7	0-0	0-0	0-0	0-1	1	0	0	0	0	0	0
Doctor	26	5-6	0-0	8-8	0-3	3	2	0	2	0	2	18
Casper	7	0-2	0-0	0-1	1-0	1	1	0	0	0	0	0
Team						0-1						1
Totals	200	26-56	7-17	13-20	12-18	30	17	14	16	4	7	72

FG%: American, .510; Florida State, .464
3FG%: American, .500; Florida State, .412
FT%: American, .933; Florida State, .650
Technical Fouls: None **Referees:** Steve Gordon, Ray Nelli, Keith Maxwell

Game 10

Florida State 78 • Virginia Tech 49 Tallahassee-Leon County Civic Center, Tallahassee, Fla.



TALLAHASSEE, Fla. — Michael Joiner scored 21 and Florida State went on a 15-0 run early in the second half to defeat Virginia Tech 78-49. Monte Cummings added 14 and Antwan Dixon 13 for the Seminoles and, for the second straight game, Delvon Arrington distributed 12 assists. Florida State shot 66.7 percent in the second half as they outscored the visiting Hokies 51-26 after the break. Two free throws by Cummings with 15:16 left put Florida State up 42-25 and the Seminoles didn't let up, holding Virginia Tech without a field goal for the final 6:03. Brian Chase and Terry Taylor each scored 13 points for Virginia Tech and Bryant Mathews added 10. Florida State forced Virginia Tech into 23 turnovers and outrebounded the Hokies, 41-33.

Va. Tech	Min.	FG	3FG	FT	O-D	Reb.	F	A	T	B	S	Pts.
Hamilton	22	0-6	0-2	0-0	1-1	2	3	2	2	2	0	0
Brantley	25	1-5	0-1	0-0	0-3	3	3	2	4	0	1	2
Carter	29	2-5	0-0	0-1	2-4	6	4	3	3	2	0	4
Memphis	28	4-11	3-6	0-0	1-1	2	4	1	4	1	1	10
Taylor	31	5-11	0-0	3-3	4-2	6	1	1	2	0	0	13
Plyford	16	0-2	0-1	3-3	1-2	3	1	0	3	0	0	3
Chase	29	4-7	3-5	2-2	0-1	1	1	1	0	0	0	13
Smith	5	0-0	0-0	0-0	0-0	0	1	0	0	0	0	0
Thompson	9	1-3	0-1	0-0	0-0	0	2	0	4	0	0	2
Dango	6	1-2	0-0	0-0	1-0	1	1	0	2	1	0	2
Team						5-4						9
Totals	200	18-52	5-16	8-9	15-18	33	21	10	24	6	2	49

FG%: Virginia Tech, .348; Florida State, .475
3FG%: Virginia Tech, .313; Florida State, .467
FT%: Virginia Tech, .889; Florida State, .722
Technical Fouls: Antwan Dixon (Florida State, 1st); Bryant Mathews (Virginia Tech, 1st)
Referees: Curtis Shaw, Leslie Jones, David Day

Game 22

N.C. State 76 • Florida State 67 Tallahassee-Leon County Civic Center, Tallahassee, Fla.



TALLAHASSEE, Fla. — Archie Miller drained a pair of critical 3-pointers to help N.C. State state off a furious Florida State comeback as North Carolina State won, 76-67, in Tallahassee. Miller hit the shots in the middle of a Florida State run that trimmed an 18-point deficit to four, 57-53, with 4:33 to play. He finished off a team-high 17-point performance by connecting on six free throws in the final 48 seconds to help the Wolfpack hold on for their second consecutive road win. Florida State's Delvon Arrington led the Seminoles' comeback and all scorers with 19 points. Anthony Grundy, N.C. State's leading scorer on the season, overcame a sluggish first half with nine of his 13 points in the final 2:25, but the Wolfpack's biggest basket came from freshman Julius Hodge. Hodge's late drive to the basket, to beat the shot clock, gave N.C. State a 59-53 lead, which proved to be a comfortable lead.

N.C. State	Min.	FG	3FG	FT	O-D	Reb.	F	A	T	B	S	Pts.
Evrimov	30	4-7	1-4	0-1	2-3	5	3	3	0	1	0	9
Melvin	33	2-7	2-5	2-2	1-5	6	1	3	1	0	1	8
Grundy	33	5-11	0-3	3-4	1-8	9	3	3	1	1	1	13
Miller	28	3-8	3-1	8-8	2-2	2	2	2	2	0	2	17
Hodge	21	3-9	0-1	1-0	1	5	0	2	0	1	0	6
Bell	3	0-0	0-0	0-0	0	0	0	0	0	0	0	0
Sherrill	24	3-5	2-4	8-8	2-2	4	4	0	1	0	0	16
Crawford	12	1-1	0-0	1-3	0-0	0	1	3	0	0	0	3
Collins	13	0-0	0-0	4-4	4	4	0	1	0	0	0	4
Powell	3	0-1	0-0	0-0	0	0	0	1	0	0	0	0
Team				2-0	2							
Totals	200	21-49	8-26	26-31	9-24	33	20	13	14	1	6	76

FG%: N.C. State, .429; Florida State, .411
3FG%: N.C. State, .308; Florida State, .300
FT%: N.C. State, .839; Florida State, .652
Technical Fouls: None Referees: Kerry Simon, Tony Greene, Bob Dorato

Game 23

North Carolina 95 • Florida State 85 Dean E. Smith Center, Chapel Hill, N.C.



CHAPEL HILL, N.C. — Adam Boone scored a career-high 28 points and North Carolina ended a five-game losing streak as the Tar Heels beat Florida State 95-85. North Carolina shot 54 percent and scored on 14 of its final 15 possessions. The Tar Heels shot 16-of-24 and had just five turnovers in the second half. Kris Lang had 21 points for North Carolina and Jason Capel added 20 points and eight rebounds. Melvin Scott made all five of his shots and scored 13 points. Monte Cummings was 11-of-16 and had 28 points for Florida State. Antwan Dixon added 14 points, while Michael Joiner, Nigel Dixon and Delvon Arrington had 12 each. Florida State shot 54 percent. Boone, who was 4-for-11 from 3-point range in his previous five games, was 6-of-9 against Florida State. He also had six assists and just one turnover. The Tar Heels were 10-for-20 from 3-point range. North Carolina went up 25-17 after a short jumper by Brian Bersticker with 9:17 left in the first half, but Florida State followed with a 13-3 run. The Seminoles pushed the lead to 43-36 on a 3-pointer by Arrington with 1:20 left for their biggest lead of the game.

Fla. State	Min.	FG	3FG	FT	O-D	Reb.	F	A	T	B	S	Pts.
Joiner	35	5-9	2-2	0-0	2-4	6	3	1	4	0	0	12
A. Dixon	35	5-11	2-8	2-2	2-2	4	3	1	3	0	1	14
N. Dixon	19	4-7	0-0	4-6	4-6	6	5	0	2	0	0	12
Arrington	34	5-12	2-6	0-0	4	4	7	2	0	3	12	12
Cummings	34	11-16	0-2	6-7	2-2	4	4	1	0	0	0	28
Harvey	8	0-1	0-0	0-1	0	0	1	0	2	0	0	0
Waywood	6	0-0	0-0	0-0	0	1	1	0	0	0	0	0
Richardson	6	0-1	0-0	0-1	1	2	0	2	1	0	0	0
Mathews	15	2-4	0-0	1-2	3	3	0	2	2	0	0	4
Blacy	5	1-1	1-1	0-0	0-0	0	0	1	1	0	1	3
Waleslow	3	0-0	0-0	0-0	0	1	0	0	0	0	0	0
Team				2-1	3							
Totals	200	33-62	7-19	12-16	13-19	32	27	11	19	2	6	85

FG%: Florida State, .532; North Carolina, .554
3FG%: Florida State, .358; North Carolina, .360
FT%: Florida State, .750; North Carolina, .719
Technical Fouls: None Referees: Frank Scogliotta, Tom Lopes, Mike Tits

Game 24

Florida State 66 • Virginia 59 Tallahassee-Leon County Civic Center, Tallahassee, Fla.



TALLAHASSEE, Fla. — Monte Cummings scored 21 points and Nigel Dixon added 15 as Florida State defeated 15th-ranked Virginia, 66-59. Cummings scored 15 points on 7-of-10 shooting in the first half as the Seminoles shot 52 percent from the field. Dixon had 10 points in the second half as the Seminoles recorded their second win of the season over a team in the top 15. Florida State also knocked off then-No. 1 Duke at home on Jan. 6. Roger Mason Jr. tallied 19 for the Cavaliers. Solid free-throw shooting and defense from the Seminoles decided the contest down the stretch. Dixon hit a free throw with 3:12 left to knot the contest, 56-56, and spark Florida State's closing 11-3 run. Delvon Arrington fed Antwan Dixon for a dunk, putting the Seminoles ahead for good at 58-56. The Seminoles dominated on the glass, outrebounding the Cavaliers, 33-22. Virginia made just 7-of-26 (27 percent) shots from beyond the arc in the contest.

Virginia	Min.	FG	3FG	FT	O-D	Reb.	F	A	T	B	S	Pts.
Williams	39	4-8	2-4	0-0	2-2	4	5	2	2	0	2	10
Brown	18	5-7	0-0	0-0	1-2	2	1	2	0	0	0	10
Watson	26	2-4	0-0	1-2	1-2	3	5	0	4	0	3	5
Mason	40	5-18	4-14	5-7	1-2	3	3	1	3	0	3	19
Harper	17	1-4	0-0	0-0	0	0	0	2	0	1	0	2
Jeffer	25	2-6	1-1	0-0	2-1	3	4	1	2	0	0	5
Hall	24	2-4	0-2	2-3	3-1	4	3	3	0	0	0	6
Mathis	10	1-4	0-1	0-0	2-0	2	0	2	0	0	0	2
Clark	1	0-0	0-0	0-0	0	0	0	0	0	0	0	0
Team				0-1	1							
Totals	200	22-55	7-26	8-12	12-24	20	18	1	8	1	8	59

FG%: Virginia, .400; Florida State, .511
3FG%: Virginia, .269; Florida State, .143
FT%: Virginia, .667; Florida State, .655
Technical Fouls: None Referees: Curtis Shaw, Bob Dorato, Edward Corbett

Game 25


Clemson 87 • Florida State 78 Littlejohn Coliseum, Clemson, S.C.



CLEMSON, S.C. — Edward Scott scored a career-high 36 points, pulled down eight rebounds and had seven assists as Clemson beat Florida State 87-78. Scott shot 12-of-15 from the field, including 5-6 from behind the arc, and 7-of-8 from the foul line. Delvon Arrington led Florida State with 20 points and seven assists. The Seminoles cut the deficit to six at 78-72 on Delvon Arrington's 3-pointer with 2:27 to go. On the next possession Arrington stole the ball, then missed a long jumper on the fast break. The Seminoles had two chances to tip in the rebound, but couldn't do it. Scott would hit 7-of-8 free throws in the last two minutes. Chris Hobbs had 11 points, and Ray Henderson added 10 points and 11 rebounds for the Tigers. Monte Cummings scored 13 points and Anthony Richardson added 12 for the Seminoles. Florida State jumped out to a 10 point lead early, but then Scott got hot. Down 25-18 with seven minutes to go in the half, the Tigers went on a 23-4 run to take a 41-30 lead at the break.

Fla. State	Min.	FG	3FG	FT	O-D	Reb.	F	A	T	B	S	Pts.
Joiner	23	3-7	1-3	2-2	2-5	7	5	3	1	0	1	9
A. Dixon	29	1-7	0-3	1-2	2-1	3	4	1	2	0	1	3
Arrington	34	6-13	2-5	6-6	0-5	5	2	7	5	0	7	20
Cummings	29	4-7	1-2	4-5	1-0	1	4	0	1	0	13	13
Blacy	11	1-5	0-3	0-1	0-1	1	0	0	0	0	0	2
Harvey	18	4-6	0-0	0-0	2-1	3	4	0	0	1	8	8
Moran	1	0-0	0-0	0-0	0	0	0	0	0	0	0	0
Waywood	6	0-0	0-0	0-0	0	1	1	0	0	0	0	0
Mathews	14	0-0	0-0	1-2	0-1	1	1	0	1	0	0	0
Anderson	1	0-0	0-0	0-0	0	0	0	0	0	0	0	0
Richardson	2	0-0	0-0	0-1	2	0	0	1	0	0	0	0
Waleslow	12	3-8	2-3	4-6	2-3	5	0	2	1	0	12	12
Team				0-2	2							
Totals	200	26-60	6-19	20-28	14-22	36	22	12	15	1	11	78

FG%: Florida State, .433; Clemson, .500
3FG%: Florida State, .316; Clemson, .350
FT%: Florida State, .714; Clemson, .750
Technical Fouls: None Referees: Larry Ross, Roger Ayers, Tim Clougherty



Monte Cummings, an All-ACC honorable mention selection in 2001-02, led Florida State in scoring 14 times as a senior.

Game 26

Maryland 96 • Florida State 63 Tallahassee-Leon County Civic Center, Tallahassee, Fla.



TALLAHASSEE, Fla. — Juan Dixon scored 25 points as Maryland won its 11th straight game and clinched at least a share of the Atlantic Coast Conference regular season championship. The Terrapins used a 16-2 run to take a 22-9 lead and were never in trouble, holding leads of 30 points or more for much of the second half. Drew Nicholas added 15 points for Maryland, which shot 55.2 percent from the field, including 9-of-16 from 3-point range, while Byron Mouton added 12 and Calvin McCall 10. Monte Cummings scored 17 points for Florida State while Nigel Dixon added 15 points and 10 rebounds and J.D. Bracy had 11 points.

Maryland	Min.	FG	3FG	FT	O-D	Reb.	F	A	T	B	S	Pts.	Fla. State	Min.	FG	3FG	FT	O-D	Reb.	F	A	T	B	S	Pts.
Mouton	26	6-12	0-1	0-0	0-2	2	0	3	1	0	2	12	A. Dixon	24	1-6	0-3	0-0	1-1	2	0	2	1	0	2	2
Wilcox	19	3-8	0-0	2-2	1-0	1	3	1	0	3	0	8	Mathews	23	1-3	0-0	0-2	0-1	1	3	0	1	0	0	2
Barter	24	4-8	0-0	0-2	1-5	6	2	1	0	0	2	8	N. Dixon	28	7-10	0-0	1-2	6-4	10	3	0	4	0	2	15
Dixon	27	8-13	2-3	7-8	2-3	5	2	3	3	0	3	25	Avington	27	2-9	1-3	1-2	0-2	2	1	2	4	0	1	6
Blake	30	2-6	1-3	0-0	0-6	6	2	12	3	1	1	5	Cummings	27	6-15	1-3	4-4	3-2	5	2	2	1	0	0	17
Babu	3	0-0	0-0	0-0	0-0	0	0	1	0	0	0	0	Bracy	14	2-6	1-2	6-6	0-0	0	1	0	2	0	0	11
McCall	6	4-4	2-2	0-0	0-1	1	1	0	1	0	0	10	Harvey	8	0-0	0-0	0-0	0-3	3	1	0	1	1	0	0
Collins	6	1-3	1-2	2-2	0-2	2	0	3	1	0	0	5	Haywood	13	0-1	0-0	0-0	0-1	1	3	0	1	0	1	0
Nicholas	19	5-7	3-4	2-3	0-1	1	3	2	0	0	1	15	Kings	2	0-0	0-0	0-0	1	0	1	0	1	0	0	
Grinson	5	0-0	0-0	0-0	0-0	0	1	1	2	0	0	0	Anderson	2	0-0	0-0	0-0	0-0	0	0	0	0	0	0	
Handie	16	3-4	0-0	0-0	1-4	5	2	1	1	1	1	6	Waleskow	18	5-13	0-2	0-0	4-3	7	1	1	1	1	1	10
Holden	19	1-2	0-1	0-0	0-1	1	1	0	1	1	0	2	Richardson	14	0-7	0-1	0-0	1-3	4	0	1	2	1	0	0
Team						1-4							Team					1-4							
Totals	200	37-67	9-16	13-17	6-29	35	17	28	12	6	10	96	Totals	200	24-70	3-14	12-16	17-24	41	15	9	18	4	7	63

FG%: Maryland, 55.2; Florida State, 34.3
 3FG%: Maryland, 50.0; Florida State, 21.4
 FT%: Florida State, 78.5; Florida State, 73.0
 Technical Fouls: Florida State Team
 Referees: Karl Hess, Duke Edsall, Ted Valentine

Game 27

Georgia Tech 86 • Florida State 78 Tallahassee-Leon County Civic Center, Tallahassee, Fla.



TALLAHASSEE, Fla. — Tony Akins scored 28 points, including 20 in the second half, to lead Georgia Tech to an 86-78 win over Florida State. Akins, who hit six 3-point shots in the game, scored eight points during a crucial 13-4 second-half run. The run came after Florida State scored 15 consecutive points to narrow a Georgia Tech lead to 60-59. Akins made four free throws and Luke Schenschler scored five points in the final minute to clinch the game for Georgia Tech. Georgia Tech scored seven straight points to take its biggest lead, 60-44, with 11:54 left. But Florida State's Monte Cummings scored five points and the Seminoles hit two 3-point shots to go on the 15-0 run. Nigel Dixon led Florida State with 17 points and nine rebounds, while Cummings scored 16. Ed Nelson had 17 for Georgia Tech, while Schenschler, B.J. Elder and Clarence Moore each added 10. Georgia Tech used an 11-2 run at the end of the first half to take a 38-29 halftime lead. Akins, Moore and Marvin Lewis each hit 3-point shots during the run, which came after Florida State tied the game 27-27.

Ga. Tech	Min.	FG	3FG	FT	O-D	Reb.	F	A	T	B	S	Pts.	Fla. State	Min.	FG	3FG	FT	O-D	Reb.	F	A	T	B	S	Pts.
Elder	27	4-9	1-3	1-2	1-4	5	4	0	4	0	1	10	A. Dixon	23	3-9	2-6	1-1	1-2	3	0	0	1	0	1	9
Akins	38	8-18	6-13	6-6	0-1	1	2	7	3	0	3	28	King	3	0-0	0-0	0-0	0-1	1	0	0	1	0	0	0
Moore	25	4-6	2-4	0-0	2-4	6	4	2	3	1	0	10	Anderson	3	0-1	0-0	0-0	0-1	1	0	0	0	0	0	0
Lewis	27	1-6	1-4	0-0	1-1	2	2	3	1	1	1	3	Avington	38	3-6	3-4	1-2	2-2	4	1	9	5	0	1	10
Nelson	28	8-10	0-0	1-1	0-3	3	5	1	1	0	2	17	Cummings	31	3-9	0-2	10-11	1	2	2	0	2	1	0	16
Muhammad	18	2-5	1-2	0-0	2-2	4	4	2	0	0	1	5	Johner	23	2-5	2-3	0-0	1-1	2	3	2	0	3	6	
Schenschler	14	3-3	0-0	4-7	2-3	5	2	0	1	0	1	10	Bracy	13	2-7	2-5	0-0	1-2	3	0	3	2	0	0	6
Lane	9	1-1	1-1	0-0	0-0	0	1	2	0	0	0	3	Harvey	10	2-2	0-0	0-0	1-1	2	2	0	0	1	2	4
Brooks	7	0-0	0-0	0-0	1-1	2	0	1	0	0	0	0	Haywood	2	0-0	0-0	0-0	0-0	0	2	0	0	0	0	0
McHenry	7	0-1	0-1	0-0	0-0	0	2	0	0	0	0	0	Mathews	7	1-3	0-0	1-2	0-0	0	1	0	0	0	0	3
Team						1-1							N. Dixon	25	6-9	0-0	5-9	7-2	9	4	0	3	0	17	
Totals	200	31-59	12-28	12-16	10-20	30	24	20	13	2	9	86	Totals	200	25-57	10-23	18-27	19-17	36	16	18	3	8	78	

FG%: Georgia Tech, 52.5; Florida State, 43.9
 3FG%: Georgia Tech, 42.9; Florida State, 43.5
 FT%: Georgia Tech, 73.0; Florida State, 66.7
 Technical Fouls: None
 Referees: Frank Scagliotta, Reggie Colyer, Bernard Clinton

Game 28

Florida State 91 • Clemson 84
Charlotte Coliseum, Charlotte, N.C.




CHARLOTTE, N.C. — Delvon Arrington scored a career high 24 points as Florida State earned a 91-84 overtime win against Clemson in the first round of the ACC tournament. The Seminoles fell behind by nine with 6:48 left in regulation, but went on a 14-2 run to take the lead late. The Seminoles then watched Tomas Nagys tip in a missed shot by Jamar McKnight with 0.6 seconds left in regulation to send the game into an extra five-minute period tied at 67. However, the Seminoles wasted little time turning the momentum around. Monte Cummings sank a free throw and Michael Joiner hit a 3-pointer in the first 1:02 of the overtime and the Seminoles never trailed. Nagys, who had a season-high 18 points and matched his career-best with nine rebounds off the bench, missed two free throws to start Clemson's slide in overtime, and the ninth-seeded Tigers missed their first six shots from the field to fall behind 79-69. Florida State made 14-of-18 free throws over the final 1:36 to nail down the win. Cummings added 17 points and Joiner 15. Edward Scott led the Tigers, who shot just 37 percent, with 23 points, but the point guard was 9-for-24 from the field. Clemson led 55-52 before Scott hit a 3-pointer and two 18-footers in a two-minute span to put the Tigers up by nine. But the Seminoles came charging back as Cummings, who had missed 11 of his first 15 shots, hit a banker with 1:34 left to give Florida State the lead and Arrington added a 10-footer a minute later to set up a hectic final seconds of regulation.

Clemson	Min.	FG	3FG	FT	O-D	Reb.	F	A	T	B	S	Pts.
Henderson	26	2-7	0-0	0-1	5-5	10	4	0	0	3	1	4
Hobbs	13	1-3	0-0	1-3	1-5	6	5	1	1	0	0	3
Stockman	39	2-15	2-10	1-2	1-2	3	3	1	1	1	1	7
Scott	45	9-24	4-9	1-1	2-3	5	2	7	3	0	1	23
McKnight	33	4-14	2-6	2-4	2-5	7	5	1	1	0	1	12
Nagys	30	5-6	1-1	7-10	3-6	9	5	0	0	0	1	18
Ford	21	4-5	0-0	4-6	4-7	11	4	0	0	0	1	12
Babalola	4	0-0	0-0	0-0	0-0	0	0	0	0	0	0	0
Christie	8	1-3	0-1	0-0	0-0	1	2	0	0	0	0	2
Clifton	6	1-2	1-2	0-0	0-0	2	0	0	0	0	0	3
Team						2-0						2
Totals	200	29-79	10-29	16-27	20-33	53	31	14	6	4	6	84

Florida State	Min.	FG	3FG	FT	O-D	Reb.	F	A	T	B	S	Pts.
A. Dixon	36	4-9	2-6	1-2	1-3	4	2	4	1	0	0	11
Walskowiak	19	0-4	0-1	8-8	4-2	6	1	0	0	1	0	8
N. Dixon	22	3-7	0-0	3-10	6-7	13	4	2	2	0	0	9
Arrington	44	7-14	4-5	6-10	0-6	8	2	6	3	0	2	24
Cummings	40	6-17	0-2	5-10	1-4	5	0	2	0	0	0	17
Joiner	21	5-6	2-3	3-6	1-4	5	3	1	1	0	0	15
Bracy	5	0-0	0-0	0-0	0-0	0	0	0	0	0	0	0
Harvey	22	3-3	0-0	1-2	3-6	9	3	0	1	1	1	7
Haywood	1	0-1	0-0	0-0	0-0	0	0	0	0	0	0	0
Mathews	6	0-0	0-0	0-0	0-1	1	2	0	0	0	0	0
Richardson	9	0-4	0-1	0-0	0-1	1	0	1	0	0	0	0
Team						1-2						3
Totals	200	28-65	8-18	27-48	17-36	53	20	16	8	2	3	91

Clemson (13-17)	33	34	17	—	84
Florida State (12-16)	36	31	24	—	91

FG: Florida State, 36%; Clemson, 43%
3FG: Clemson, 34%; Florida State, 44%
FT: Clemson, 59%; Florida State, 56%
Technical Fouls: None **Referees:** Frank Scagliorini, Steve Gordon, Leslie Jones



Game 29

Maryland 85 • Florida State 59
Charlotte Coliseum, Charlotte, N.C.



CHARLOTTE, N.C. — Maryland turned to its reserves for a much-needed second-half spark and pulled away to beat Florida State, 85-59, in the Atlantic Coast Conference tournament quarterfinals. Florida State recovered from a 13-point deficit to trail by only one early in the second half. Cummings scored 10 straight points to pull the Seminoles back and Florida State cut it to 42-41 when Trevor Harvey scored on a driving basket and was fouled. But after Harvey made the free throw, Williams called a timeout and benched starting forward Chris Wilcox, who had just two points and five rebounds at the time. Juan Dixon scored 20 points, and Byron Mouton added 18 to lead Maryland, but all the praise went to Holden, who had four points in 15 minutes, and Randle, who added six points in 11 minutes. Monte Cummings scored 19 to lead Florida State. Holden came in and Maryland's defense improved after the timeout. The Terps scored 21 unanswered points, forced seven turnovers and held Florida State scoreless for a 7:14 stretch that put Maryland in control of the game.

Florida State	Min.	FG	3FG	FT	O-D	Reb.	F	A	T	B	S	Pts.
A. Dixon	22	1-3	1-2	0-0	1-1	2	1	0	1	0	3	3
Walskowiak	19	0-2	0-0	0-0	2-3	5	2	0	1	0	2	0
N. Dixon	22	5-8	0-0	3-6	9-12	5	0	8	1	0	13	
Arrington	33	3-13	1-5	2-4	0-2	2	3	4	0	0	2	9
Cummings	31	6-12	0-0	7-8	2-0	2	2	2	2	0	1	19
Joiner	18	0-6	0-2	0-2	2-2	1	3	0	0	0	0	0
Bracy	9	0-3	0-1	0-0	0-0	0	1	0	2	0	0	0
Harvey	15	1-5	0-0	5-5	3-0	3	1	0	1	0	7	
Moran	1	0-0	0-0	0-0	0-0	0	0	0	0	0	0	0
Haywood	7	0-0	0-0	0-0	0-1	1	0	0	1	0	0	0
Mathews	1	0-0	0-0	0-0	0-0	0	2	0	0	0	0	0
King	2	0-1	0-0	0-0	0-0	0	0	0	0	0	0	0
Anderson	2	0-0	0-0	0-0	0-0	0	0	0	0	0	0	0
Richardson	18	2-6	0-0	4-4	1-5	6	1	0	1	1	1	8
Team						1-2						3
Totals	200	18-60	2-11	21-27	21-18	39	21	7	19	3	9	59

Maryland	Min.	FG	3FG	FT	O-D	Reb.	F	A	T	B	S	Pts.
Mouton	31	5-9	0-1	8-8	6-1	7	2	2	0	0	0	18
Wilcox	27	1-7	0-0	2-2	2-6	8	2	0	2	0	0	4
Scott	27	4-9	0-0	2-3	1-2	3	2	2	2	3	10	
Dixon	29	7-14	3-6	3-4	2-3	5	4	3	1	2	20	
Blake	31	4-6	2-4	0-0	1-4	5	1	7	4	0	5	10
McCall	4	1-1	0-0	0-0	1-1	2	1	0	0	0	2	
Collins	5	3-3	0-0	2-2	0-1	1	0	1	1	0	1	8
Nicholas	18	1-4	0-3	1-1	0-1	1	1	2	1	0	0	3
Gerrin	2	0-0	0-0	0-0	0-0	0	0	0	0	0	0	0
Randle	11	2-4	0-0	2-2	1-1	2	3	0	1	3	6	
Holden	15	2-5	0-1	0-0	1-0	1	2	1	0	0	4	
Team						1-4						5
Totals	200	30-62	5-15	20-22	16-24	40	19	14	6	11	85	

Florida State (12-17)	28	31	—	59
Maryland (26-3)	40	45	—	85

FG: Florida State, 30%; Maryland, 48%
3FG: Florida State, 18%; Maryland, 33%
FT: Florida State, 77%; Maryland, 90%
Technical Fouls: Florida State, 1 (Team); Maryland, 1 (Byron Mouton)
Referees: Karl Hess, Roy Nostri, Jamie Locke

Delvon Arrington, an All-ACC honorable mention selection as a senior, is Florida State's all-time assists leader.

2001-02 Statistics

INDIVIDUAL STATISTICS – ALL GAMES

(Overall Record: 12-17; Home: 10-6; Away: 1-10; Neutral: 1-1; Atlantic Coast Conference: 4-12)

#	Player	GP-GS	Min.-Avg.	Field Goals		3-Point		Free Throws		Rebounds		
				FGM-FGA	FG Pct.	FGM-FGA	FG Pct.	FTM-FTA	FT Pct.	OFF	DEF	TOT-AVG
Cummings, M.	28-28	832-29.7	159-301	.528	13-36	.361	103-135	.763	46	60	106-3.8	
Arrington, D.	29-29	973-33.6	114-280	.407	42-114	.368	59-80	.738	24	88	112-3.9	
Dixon, A.	29-29	767-26.4	95-215	.442	41-125	.328	29-42	.690	46	77	123-3.2	
Dixon, N.	28-22	492-17.6	89-180	.494	0-0	.000	50-101	.495	94	86	180-6.4	
Joiner, J.	28-23	728-12.6	81-203	.399	31-77	.403	24-35	.686	57	74	131-4.7	
Richardson, A.	28-0	494-11.5	70-211	.332	24-81	.296	38-59	.644	30	71	101-3.6	
Harvey, T.	28-3	352-12.5	46-84	.548	0-0	.000	26-49	.531	37	49	86-3.1	
Bracy, J.D.	22-1	254-11.3	32-95	.337	14-51	.275	11-16	.688	8	14	22-1.0	
Mathews, M.	29-5	362-17.7	41-84	.488	0-0	.000	24-45	.533	19	48	67-2.3	
Walesko, A.	29-3	327-10.6	29-94	.309	2-11	.182	25-31	.806	31	39	70-2.4	
McPherson, A.	3-0	5-1.7	1-2	.500	1-1	1.000	2-2	1.000	0	0	0-0.0	
Lowery, R.	5-0	53-10.6	1-6	.167	1-5	.200	0-0	.000	0	4	4-0.8	
Anderson, D.	11-1	21-1.9	1-3	.333	0-0	.000	1-2	.500	2	5	7-0.6	
Haywood, M.	25-0	136-5.4	0-3	.000	0-0	.000	3-5	.600	0	10	10-0.4	
Krieg, A.	8-1	15-1.9	0-1	.000	0-0	.000	0-0	.000	1	4	5-0.6	
Wilson, A.	1-0	7-7.0	0-2	.000	0-1	.000	0-0	.000	0	1	1-1.0	
Moran, N.	4-0	7-1.8	0-1	.000	0-1	.000	0-0	.000	0	0	0-0.0	
Team									55	46	101-3.5	
FSU	29	5,825	759-1,765	.430	169-503	.336	395-602	.656	450	676	1,126-38.8	
Opponents	29	5,825	753-1,709	.441	223-612	.364	417-589	.708	361	655	1,016-35.0	

INDIVIDUAL STATISTICS – ACC GAMES ONLY

(Overall Record: 4-12 (T7th Place); Home: 4-4; Away: 0-8)

#	Player	GP-GS	Min.-Avg.	Field Goals		3-Point		Free Throws		Rebounds		
				FGM-FGA	FG Pct.	FGM-FGA	FG Pct.	FTM-FTA	FT Pct.	OFF	DEF	TOT-AVG
Cummings, M.	16-16	491-30.7	96-180	.533	8-20	.400	65-78	.833	22	34	56-3.5	
Arrington, D.	16-16	550-34.4	67-153	.438	26-62	.419	31-41	.756	15	43	58-3.6	
Dixon, A.	16-16	417-26.1	43-113	.381	17-67	.254	18-28	.643	20	49	69-4.3	
Joiner, M.	15-13	412-27.5	42-110	.382	15-45	.333	12-19	.632	27	32	59-3.9	
Dixon, N.	16-9	242-16.1	39-82	.476	0-0	.000	24-48	.500	48	44	92-6.1	
Richardson, A.	16-0	281-17.6	37-123	.301	10-39	.256	22-37	.595	14	39	53-3.3	
Harvey, T.	16-3	219-13.7	28-52	.438	0-0	.000	11-23	.478	20	31	51-3.2	
Bracy, J.D.	12-0	110-9.2	17-47	.362	9-25	.360	7-9	.778	5	7	12-1.0	
Mathews, M.	16-5	216-13.5	22-47	.468	0-0	.000	11-25	.440	11	27	38-2.4	
McPherson, A.	2-0	5-2.5	1-2	.500	1-1	1.000	2-2	1.000	0	0	0-0.0	
Walseko, A.	16-0	153-9.5	14-47	.298	1-8	.125	7-11	.646	13	16	29-1.8	
Anderson, D.	5-1	11-2.2	0-1	.000	0-0	.000	0-0	.000	0	3	3-0.6	
Krieg, A.	3-1	6-2.0	0-0	.000	0-0	.000	0-0	.000	1	1	2-0.7	
Moran, N.	1-0	1-1.0	0-0	.000	0-0	.000	0-0	.000	0	0	0-0.0	
Haywood, M.	16-0	86-5.4	0-1	.000	0-0	.000	0-0	.000	0	7	7-0.4	
Team									28	22	50-3.1	
FSU	16	3,200	406-958	.424	87-267	.326	210-654	.654	224	355	579-26.2	
Opponents	16	3,200	455-967	.471	137-366	.374	245-720	.720	204	373	577-36.1	

OPPONENT RANKINGS – ALL GAMES

Date	Ranking	Opponent	Site	W/L	Score
Nov. 16, 2001	No. 6	Florida	Gainesville, Fla.	L	47-68
Dec. 16, 2001	No. 19	Wake Forest	Winston-Salem, N.C.	L	72-93
Jan. 6, 2002	No. 1	Duke	Tallahassee, Fla.	W	77-76
Jan. 20, 2002	No. 10	Virginia	Charlottesville, Va.	L	74-91
Jan. 26, 2002	No. 3	Maryland	College Park, Md.	L	63-84
Feb. 2, 2002	No. 24	Wake Forest	Tallahassee, Fla.	L	80-89
Feb. 7, 2002	No. 1	Duke	Durham, N.C.	L	49-80
Feb. 20, 2002	No. 22	Virginia	Tallahassee, Fla.	W	66-59
Feb. 27, 2002	No. 2	Maryland	Tallahassee, Fla.	L	63-96
March 8, 2002	No. 2	Maryland	Charlotte, N.C.	L	59-85



Michael Joiner helped Florida State defeat two ranked teams, including No. 1 ranked Duke during the 2001-02 season.

2001-02 Statistics

PF-DQ	AT	TO	BL	ST	PTS-AVG
63-0	48	51	6	27	434-15.5
52-3	182	110	1	61	329-11.3
69-1	24	38	3	26	260-9.0
73-2	5	65	4	8	228-8.1
58-1	39	56	5	25	217-7.8
33-0	27	34	15	21	202-7.2
47-0	4	19	26	11	118-4.2
24-0	16	25	0	5	89-4.0
66-1	4	23	34	6	106-3.7
35-0	10	25	7	17	85-2.9
1-0	0	0	0	1	5-1.7
4-0	8	6	0	3	3-0.6
0-0	0	1	0	0	3-0.3
19-0	13	15	0	10	3-0.1
1-0	1	3	1	0	0-0.0
0-0	1	1	0	0	0-0.0
0-0	0	0	0	1	0-0.0
1-0		4			
537	382	476	102	222	2,082-71.8
573	429	426	122	247	2,146-74.0

PF-DQ	AT	TO	BL	ST	PT-AVG
42-0	22	27	5	12	265-16.6
31-2	92	71	0	32	191-11.9
39-1	8	20	2	12	122-7.6
32-1	24	29	1	15	111-7.4
37-1	0	32	1	2	102-6.8
21-0	13	20	8	12	106-6.6
37-0	1	13	17	9	67-4.2
8-0	5	10	0	3	50-4.2
37-0	2	11	11	4	55-3.4
1-0	0	0	0	1	5-2.5
15-0	4	17	6	4	36-2.3
0-0	0	1	0	0	0-0.0
0-0	1	1	1	0	0-0.0
0-0	0	0	0	0	0-0.0
13-0	8	11	0	0	0-0.0
0		2			
213-5	180	265	52	112	1,109-69.3
305	271	225	61	130	1,301-81.3

SCORE BY HALVES

ALL GAMES	1	2	OT	Total	Deadball Rebounds
FSU	951	1,107	24	2,082	109
Opponents	982	1,148	17	2,146	93

ACC GAMES	1	2	OT	Total	Deadball Rebounds
FSU	515	594	—	1,109	70
Opponents	593	708	—	1,301	51

SEASON SUPERLATIVES

- 20-Point Games** Monte Cummings, 8 (28 vs. Cleveland State, Dec. 19; 20 vs. American, Dec. 22; 20 vs. South Florida, Jan. 2; 23 vs. NC State, Jan. 8; 20 vs. North Carolina, Jan. 16; 23 vs. Wake Forest, Feb. 2; 28 vs. North Carolina, Feb. 17; 21 vs. Virginia, Feb. 20)
- Delvon Arrington, 2 (20 points vs. Clemson, Feb. 23; 24 vs. Clemson, March 7)
- Nigel Dixon, 2 (28 vs. Savannah State, Nov. 23; 21 vs. Campbell, Dec. 29)
- Michael Joiner, 2 (21 vs. Birmingham Southern, Dec. 4; 21 vs. Virginia Tech, Dec. 27)
- 10-Rebound Games** Nigel Dixon, 6 (12 vs. Duke, Jan. 6; 10 vs. NC State, Jan. 8; 10 vs. Virginia, Feb. 20; 10 vs. Maryland, Feb. 27; 13 vs. Clemson, March 7; 12 vs. Maryland, Feb. 8)
- Antwuan Dixon, 2 (11 vs. Northwestern, Nov. 28; 10 vs. Maryland, Jan. 26)
- Monte Cummings, 1 (10 vs. South Florida, Jan. 2)
- 10-Assist Games** Delvon Arrington, 3 (12 vs. American, Dec. 22; 12 vs. Virginia Tech, Dec. 27; 11 vs. South Florida, Jan. 2; 10 vs. Duke, Jan. 6)
- Games As Leading Scorer** Monte Cummings, 14 (10 vs. Northwestern, Nov. 28; 28 vs. Cleveland State, Dec. 19; 20 vs. South Florida, Jan. 2; 16 vs. Duke, Jan. 6; 23 vs. NC State, Jan. 8; 20 vs. North Carolina, Jan. 16; 19 vs. Virginia, Jan. 20; 17 vs. Clemson, Jan. 24; 17 vs. Georgia Tech, Jan. 30; 23 vs. Wake Forest, Feb. 2; 28 vs. North Carolina, Feb. 17; 21 vs. Virginia, Feb. 20; 17 vs. Maryland, Feb. 27; 19 vs. Maryland, March 8)
- Delvon Arrington, 5 (11 vs. Florida, Nov. 16; 12 vs. Western Carolina, Dec. 8; 19 vs. NC State, Feb. 10; 23 vs. Clemson, Feb. 23; 24 vs. Clemson, March 7)
- Michael Joiner, 5 (21 vs. Birmingham Southern, Dec. 4; 16 vs. Wake Forest, Dec. 16; 20 vs. American, Dec. 22; 21 vs. Virginia Tech, Dec. 27; 13 vs. Duke, Feb. 7)
- Nigel Dixon, 3 (28 vs. Savannah State, Nov. 20; 21 vs. Campbell, Dec. 29; 17 vs. Georgia Tech, March 2)
- Anthony Richardson, 2 (12 vs. Savannah State, Nov. 20; 14 vs. Maryland, Jan. 26)
- Antwuan Dixon, 1 (10 vs. Northwestern, Nov. 28)
- Games As Leading Rebounder** Nigel Dixon, 15 (9 vs. Savannah State, Nov. 20; 8 vs. Elon, Nov. 23; 8 vs. Birmingham Southern, Dec. 4; vs. Wake Forest, Dec. 16; 6 vs. American, Dec. 22; 8 vs. Campbell, Dec. 29; 12 vs. Duke, Jan. 6; 10 vs. NC State, Jan. 8; 6 vs. NC State, Feb. 10; 6 vs. North Carolina, Feb. 17; 10 vs. Virginia, Feb. 20; 10 vs. Maryland, Feb. 27; 9 vs. Georgia Tech, March 2; 13 vs. Clemson, March 7; 12 vs. Maryland, March 8)
- Antwuan Dixon, 5 (11 vs. Northwestern, Nov. 28; 7 vs. North Carolina, Jan. 16; 6 vs. Virginia, Jan. 20; 10 vs. Maryland, Jan. 26; 6 vs. NC State, Feb. 10)
- Michael Joiner, 5 (7 vs. Florida, Nov. 16; 9 vs. Cleveland State, Dec. 19; 8 vs. Virginia Tech, Dec. 27; 6 vs. North Carolina, Feb. 17; 7 vs. Clemson, Feb. 23)
- Trevor Harvey, 3 (6 vs. Clemson, Jan. 24; 7 vs. Georgia Tech, Jan. 30; 6 vs. Duke, Feb. 7)
- Monte Cummings, 2 (10 vs. South Florida, Jan. 2; 7 vs. North Carolina, Jan. 16)
- Anthony Richardson, 2 (8 vs. Western Carolina, Dec. 8; 8 vs. Campbell, Dec. 29)
- Delvon Arrington, 1 (6 vs. Clemson, Jan. 24)
- Mike Mathews, 1 (7 vs. Wake Forest, Feb. 2)
- Double-Doubles** Nigel Dixon, 3 (15 points and 10 rebounds vs. Virginia, Feb. 20; 15 points and 10 rebounds vs. Maryland, Feb. 27; 13 points and 12 rebounds vs. Maryland, March 8)
- Antwuan Dixon, 1 (10 points, 11 rebounds vs. Northwestern, Nov. 28)
- Monte Cummings, 1 (21 points, 10 rebounds vs. South Florida, Jan. 2)
- Delvon Arrington, 1 (13 points, 10 assists vs. Duke, Jan. 6)

2001-02 Statistics

GAME-BY-GAME SUMMARY

(Overall Record: 12-17; Atlantic Coast Conference: 4-12)

Date	Opponent	W/L	Score	Rec.	ACC	Att.	High Scorer	High Rebounder	Opp. High Scorer	Opp High Rebounder
Nov. 16	at Florida	L	47-68	0-1	0-0	12,109	Arrington.....(11)	Joiner.....(7)	Haslem.....(18)	Bonner.....(8)
Nov. 20	Savannah State	W	93-41	1-1	0-0	4,424	Richardson.....(12)	N. Dixon.....(9)	Burnett.....(14)	Burnett.....(7)
Nov. 23	Elon	W	89-59	2-1	0-0	3,906	N. Dixon.....(28)	N. Dixon.....(8)	Harv./McLe.....(10)	Kirby/Jack.....(5)
Nov. 28	at Northwestern	L	50-57	2-2	0-0	3,371	A. Dixon/Cumm.....(10)	A. Dixon.....(11)	Young.....(19)	Hardy/Young.....(6)
Dec. 4	Birm. Southern	W	78-62	3-2	0-0	4,293	Joiner.....(21)	N. Dixon.....(8)	Willie.....(23)	Reed.....(6)
Dec. 8	West. Carolina	L	69-79	3-3	0-0	4,415	Arrington.....(12)	Richardson.....(8)	Martin.....(19)	Freeman.....(13)
Dec. 16	at Wake Forest	L	72-93	3-4	0-1	9,833	Cummings.....(16)	N. Dixon.....(7)	Songaila.....(29)	Howard.....(8)
Dec. 19	Cleveland State	W	76-63	4-4	0-1	3,995	Cummings.....(28)	Joiner.....(9)	Harris.....(19)	Gosley.....(7)
Dec. 22	American	L	72-77	4-5	0-1	3,666	Cummings.....(20)	N. Dixon.....(6)	Doctor.....(18)	Buscaglia.....(4)
Dec. 27	Virginia Tech	W	78-49	5-5	0-1	4,094	Joiner.....(21)	Joiner.....(8)	Chase/Taylor.....(13)	Carter/Taylor.....(6)
Dec. 29	Campbell	W	93-47	6-5	0-1	3,905	N. Dixon.....(21)	Rich./N Dixon.....(8)	Edwards.....(10)	Jones.....(7)
Jan. 2	at South Florida	W	78-74	7-5	0-1	4,846	Cummings.....(20)	Cummings.....(10)	Jackson.....(23)	Jackson.....(7)
Jan. 6	Duke	W	77-76	8-5	1-1	12,212	Cummings.....(16)	N. Dixon.....(12)	Williams.....(26)	Boozer.....(12)
Jan. 8	at NC State	L	62-77	8-6	1-2	18,176	Cummings.....(23)	N. Dixon.....(10)	Grundy.....(18)	Evtimov.....(6)
Jan. 16	North Carolina	W	81-71	9-6	2-2	7,523	Cummings.....(20)	Cumm./A. Dixon.....(7)	Lang.....(23)	Lang.....(8)
Jan. 20	at Virginia	L	74-91	9-7	2-3	7,524	Cummings.....(19)	A. Dixon.....(6)	Williams.....(24)	Watson.....(15)
Jan. 24	Clemson	W	68-63	10-7	3-3	5,651	Cummings.....(17)	Arr./Harvey.....(6)	Stockman.....(22)	Henderson.....(9)
Jan. 26	at Maryland	L	74-91	10-8	3-4	14,500	Richardson.....(14)	A. Dixon.....(10)	Dixon.....(25)	Dixon.....(11)
Jan. 30	at Georgia Tech	L	46-77	10-9	3-5	4,206	Cummings.....(17)	Harvey.....(7)	Lewis.....(18)	Nelson/Muham.....(7)
Feb. 2	Wake Forest	L	80-89	10-10	3-6	6,471	Cummings.....(23)	Mathews.....(7)	Hicks.....(23)	Songaila.....(10)
Feb. 7	at Duke	L	49-80	10-11	3-7	9,314	Joiner.....(13)	Harvey.....(6)	Dunleavy.....(34)	Boozer.....(12)
Feb. 10	NC State	L	67-76	10-12	3-8	4,926	Arrington.....(19)	N. Dix./A. Dix.....(6)	Miller.....(17)	Grundy.....(9)
Feb. 17	at North Carolina	L	85-95	10-13	3-9	17,055	Cummings.....(28)	N. Dixon/Join.....(6)	Boone.....(28)	Capel.....(8)
Feb. 20	Virginia	W	66-59	11-13	4-9	4,681	Cummings.....(21)	N. Dixon.....(10)	Mason, Jr.....(19)	Williams/Hall.....(4)
Feb. 23	at Clemson	L	78-87	11-14	4-10	7,600	Arrington.....(20)	Joiner.....(7)	Scott.....(36)	Henderson.....(11)
Feb. 27	Maryland	L	63-96	11-15	4-11	6,461	Cummings.....(17)	N. Dixon.....(10)	Dixon.....(25)	Baxter/Blake.....(6)
Mar. 3	Georgia Tech	L	78-86	11-16	4-12	4,872	N. Dixon.....(17)	N. Dixon.....(9)	Akins.....(28)	Moore.....(6)
Mar. 7	vs. Clemson	W	91-84	12-16	4-12	16,333	Arrington.....(24)	N. Dixon.....(13)	Scott.....(23)	Ford.....(11)
Mar. 8	vs. Maryland	L	59-85	12-17	4-12	23,895	Cummings.....(19)	N. Dixon.....(12)	Dixon.....(20)	Wilcox.....(8)

Total Attendance: 272,485
Home Attendance: 83,495

Average: 9,396
Average: 5,218

Away Attendance: 148,762
Neutral Attendance: 40,228

Average: 9,867
Average: 20,114

Home Games: 16
Away Game: 11

Neutral Games: 2
Total Games: 29

GAME-BY-GAME – POINTS, REBOUNDS, ASSISTS

Opponent	W/L	Score	Anderson	Arrington	Bracy	Cummings	Dixon, A	Dixon, N	Harvey	Joiner	Lowery	Mathews	Richardson	Waleskowski
at Florida	L	47-67	DNP	11-2-1	4-2-2	2-1-2	10-4-1	0-2-0	5-4-2	4-7-1	0-1-1	3-0-0	4-3-1	4-3-0
Savannah St.	W	93-41	2-2-0	8-5-7	10-2-4	10-4-2	10-1-1	8-9-0	5-4-1	10-7-0	3-2-2	4-2-3	12-4-1	11-5-0
Elon	W	89-59	1-1-0	7-5-7	5-1-1	10-1-2	14-5-1	28-8-1	1-0-1	0-7-2	0-0-1	5-1-3	13-7-1	4-4-2
at N'Western	L	57-50	DNP	4-2-2	2-2-2	10-3-0	10-11-2	8-5-0	DNP	0-3-0	0-1-4	5-8-3	8-1-0	3-2-1
Birm. South	W	78-62	0-0-0	16-5-5	3-0-0	DNP	8-2-3	10-8-0	2-2-0	21-7-2	0-0-0	2-1-0	12-2-4	4-2-0
W. Carolina	L	69-79	DNP	12-7-8	9-2-1	6-4-1	5-5-1	5-2-0	10-4-1	3-2-1	DNP	7-1-0	7-8-1	5-2-0
at W. Forest	L	72-93	DNP	14-2-7	0-0-1	16-2-2	7-4-0	12-7-0	0-2-2	7-2-4	DNP	4-4-0	5-3-1	2-5-0
Cleveland St.	W	76-63	DNP	9-8-9	DNP	28-4-3	10-5-1	2-6-6	2-2-0	10-9-1	DNP	2-2-4	4-2-1	6-3-0
American	L	77-72	DNP	8-2-12	6-0-1	20-2-0	17-5-1	8-6-0	0-2-1	3-2-0	DNP	10-4-3	DNP	0-2-0
Virginia Tech	W	78-49	0-1-0	8-3-12	0-1-0	14-7-6	13-4-0	4-4-0	0-0-0	21-8-2	DNP	8-2-4	9-2-0	0-2-1
Campbell	W	93-47	0-0-0	15-4-6	DNP	13-7-5	13-3-0	21-8-2	6-3-0	8-4-3	DNP	2-6-0	14-8-4	0-2-2
at S. Florida	W	78-74	DNP	7-3-11	DNP	20-10-1	15-2-1	6-5-0	6-2-1	11-9-1	DNP	4-1-0	5-4-0	4-3-0
Duke	W	77-76	DNP	13-6-10	DNP	16-7-0	11-4-0	4-12-0	4-2-1	12-7-0	DNP	6-2-1	11-5-0	0-0-0
at NC State	L	62-77	DNP	11-4-4	DNP	23-3-3	4-3-2	2-10-0	0-0-1	2-3-0	DNP	0-0-0	19-6-1	3-2-0
N. Carolina	W	81-71	DNP	17-4-8	DNP	20-7-1	13-7-0	3-2-0	9-5-0	10-1-0	DNP	0-2-0	4-3-2	5-3-0
at Virginia	L	74-91	DNP	16-2-8	DNP	19-1-2	9-6-1	4-5-0	4-3-1	10-2-0	DNP	6-2-1	6-0-3	0-0-1
Clemson	W	68-63	DNP	11-6-3	0-1-0	17-1-1	15-4-0	3-3-0	6-6-2	1-5-4	DNP	0-5-1	5-1-0	1-3-0
at Maryland	L	63-84	DNP	11-6-6	4-0-0	13-3-2	5-10-1	0-1-0	5-5-2	5-2-1	DNP	4-6-3	14-6-1	2-1-0
at Ga. Tech	L	46-77	0-0-0	5-6-6	7-2-0	17-3-2	2-4-0	2-4-0	7-7-3	0-4-1	DNP	4-2-0	2-1-2	0-1-0
Wake Forest	L	80-89	0-2-0	14-4-5	3-0-0	23-1-0	7-4-0	DNP	5-3-1	3-6-2	DNP	6-7-2	14-4-1	5-1-0
at Duke	L	80-49	DNP	6-1-4	4-3-0	1-5-1	5-4-1	2-2-0	8-6-1	13-2-1	DNP	1-3-0	1-5-0	2-0-2
NC State	L	67-76	DNP	19-2-2	7-1-0	5-4-3	13-6-0	1-6-0	4-3-1	6-4-0	DNP	4-0-0	6-3-0	2-0-2
at N. Carolina	L	85-95	DNP	12-4-7	3-0-0	28-4-1	14-4-1	12-2-0	0-0-0	12-4-1	DNP	4-3-2	0-2-0	0-1-0
Virginia	W	66-59	DNP	6-0-4	3-1-1	21-7-2	4-1-0	15-10-0	3-1-0	6-6-4	DNP	4-1-1	4-5-1	0-0-0
at Clemson	L	78-87	0-0-0	20-5-7	2-1-0	13-1-0	3-3-1	10-5-0	8-3-0	9-7-3	DNP	1-1-0	12-5-0	0-2-0
Maryland	L	63-96	DNP	6-2-2	11-0-0	17-5-2	2-2-2	15-10-0	0-3-1	DNP	DNP	2-1-0	0-4-1	10-7-1
Georgia Tech	L	86-78	0-1-0	10-4-9	6-3-3	16-2-0	9-3-0	17-9-0	4-2-1	6-2-3	DNP	3-0-0	3-1-0	4-2-1
vs. Clemson	W (OT)	91-84	DNP	24-6-6	0-0-0	17-5-2	11-4-4	9-13-2	7-9-1	15-5-1	DNP	0-1-0	0-1-1	8-6-0
vs. Maryland	L	85-59	0-0-0	9-2-4	0-0-0	19-2-2	3-2-0	13-12-0	7-3-1	0-2-1	DNP	0-0-0	8-6-0	0-5-0

2001-02 Statistics

GAME-BY-GAME TEAM STATISTICS

Teams	FGM-FGA	Pct.	3PM-3PA	PCT.	FTM-FTA	PCT.	Ast	TO	Blk	Stl	PF-D	OR-DR	REB	Half	Final
Florida State	12-46	.261	3-21	.143	20-26	.769	10	29	3	10	27-0	12-23	35	17	47
Florida	23-53	.434	5-15	.333	17-29	.586	6	20	5	13	23-0	11-25	36	32	68
Savannah State	15-63	.238	1-14	.071	10-14	.714	6	25	2	11	22-0	18-17	35	17	41
Florida State	34-66	.515	12-24	.500	13-24	.542	20	21	10	10	15-0	19-32	51	42	93
Elon	26-61	.426	3-11	.273	5-8	.500	9	18	4	7	20-0	12-18	30	30	59
Florida State	37-74	.500	4-16	.250	11-18	.610	19	13	8	11	11-0	24-26	50	43	89
Florida State	19-55	.345	4-16	.250	8-13	.615	12	15	4	6	23-1	16-23	39	28	50
Northwestern	18-45	.400	8-24	.333	13-23	.565	12	11	2	9	13-0	7-23	30	27	57
Birm. Southern	20-46	.435	9-26	.346	13-19	.684	8	18	5	5	17-1	7-20	27	25	62
Florida State	28-63	.444	9-21	.429	13-18	.722	14	11	0	11	20-1	15-19	34	32	78
Western Carolina	25-55	.455	9-17	.529	20-23	.870	13	20	4	6	14-0	8-35	43	34	79
Florida State	27-75	.360	7-30	.233	8-11	.727	13	13	2	12	18-0	16-24	40	35	69
Florida State	29-58	.557	4-14	.368	10-17	.750	15	22	3	6	21-1	13-19	32	38	72
Wake Forest	34-61	.557	7-19	.368	18-24	.750	15	15	2	10	19-0	13-21	34	43	93
Cleveland State	24-66	.364	8-23	.348	7-13	.538	10	21	2	7	18-1	17-15	32	41	63
Florida State	31-60	.517	4-13	.308	10-15	.667	16	20	5	8	15-0	14-28	42	40	76
American	26-51	.510	11-22	.500	14-15	.933	15	17	2	10	20-0	6-21	27	29	77
Florida State	26-56	.464	7-17	.412	13-20	.650	14	16	4	7	17-0	12-18	30	30	72
Virginia Tech	18-52	.346	5-16	.313	8-9	.889	10	24	6	2	21-0	15-18	33	23	49
Florida State	29-61	.475	7-15	.467	13-18	.722	22	15	5	7	14-0	19-22	41	27	78
Campbell	18-52	.346	3-14	.214	8-12	.667	8	15	3	4	17-0	11-16	27	23	47
Florida State	37-70	.529	7-15	.467	12-18	.667	24	6	3	9	10-0	23-27	50	45	93
Florida State	27-56	.482	8-19	.421	16-25	.640	15	25	1	7	17-0	18-25	43	33	78
South Florida	26-57	.456	9-20	.450	13-22	.591	17	17	7	17	24-0	11-17	28	35	74
Duke	27-67	.403	15-37	.405	7-19	.368	20	17	5	6	20-0	15-21	36	28	76
Florida State	29-65	.446	5-11	.455	14-20	.700	11	17	2	11	19-0	16-30	46	32	77
Florida State	23-53	.434	3-12	.250	13-16	.813	9	21	5	4	22-0	11-24	35	26	62
NC State	26-57	.456	8-25	.320	17-25	.680	15	13	5	10	18-1	13-21	34	36	77
North Carolina	27-55	.491	6-19	.316	11-16	.688	15	15	3	6	24-11	8-19	27	31	71
Florida State	25-59	.424	10-19	.526	21-34	.618	13	13	2	12	15-0	19-22	41	40	81
Florida State	29-62	.468	8-16	.500	8-11	.727	15	12	4	4	31-1	7-19	26	39	74
Virginia	23-53	.434	8-17	.471	37-44	.841	13	11	7	5	18-0	13-27	40	45	91
Clemson	24-67	.358	8-28	.286	7-19	.700	13	14	3	5	24-2	17-25	42	41	63
Florida State	25-55	.400	7-22	.318	17-28	.607	8	13	4	6	13-0	11-28	39	37	68
Florida State	25-67	.373	2-12	.167	11-18	.611	11	17	8	5	16-0	18-27	45	33	63
Maryland	35-78	.449	5-16	.313	9-14	.643	23	10	7	16	17-0	20-29	49	39	84
Florida State	19-54	.352	3-20	.150	5-12	.417	13	15	3	3	15-0	13-22	35	27	46
Georgia Tech	27-59	.458	10-27	.370	13-23	.565	17	10	4	10	16-0	16-27	43	37	77
Wake Forest	27-51	.529	9-17	.529	26-30	.867	13	13	2	4	16-0	8-26	34	39	89
Florida State	31-71	.437	9-25	.360	9-16	.563	9	9	5	6	24-1	17-18	35	28	80
Florida State	20-64	.313	3-14	.214	6-10	.600	8	24	3	7	19-0	10-24	34	23	49
Duke	32-71	.451	8-24	.333	8-14	.571	19	21	6	10	16-0	17-35	52	27	80
NC State	21-49	.429	8-26	.308	26-31	.839	13	14	1	6	20-1	9-24	33	30	76
Florida State	23-56	.411	6-20	.300	13-23	.652	7	15	1	6	25-0	13-20	33	27	67
Florida State	33-62	.532	7-19	.368	12-16	.750	11	19	2	6	27-1	13-19	32	43	85
North Carolina	31-56	.554	10-20	.500	23-32	.719	22	14	4	8	15-0	11-18	29	40	95
Virginia	22-55	.400	7-26	.269	8-12	.667	10	18	1	8	24-1	12-10	22	29	59
Florida State	23-45	.511	1-7	.143	19-29	.655	13	17	1	10	13-0	13-20	43	34	66
Florida State	26-60	.433	6-19	.316	20-28	.714	12	15	1	11	22-1	14-22	36	30	78
Clemson	31-62	.500	7-20	.350	18-24	.750	14	16	3	7	20-0	14-22	36	41	87
Maryland	37-67	.552	9-16	.563	13-17	.765	28	12	6	10	17-0	6-29	35	48	96
Florida State	24-70	.343	3-14	.214	12-16	.750	9	18	4	7	15-0	17-24	41	29	63
Georgia Tech	31-59	.525	12-28	.429	12-16	.750	20	13	2	9	24-1	10-20	30	38	86
Florida State	25-57	.439	10-23	.435	18-27	.667	16	18	3	8	16-0	19-17	36	29	78
Clemson	29-79	.367	10-29	.345	16-27	.593	14	6	4	6	31-3	20-33	53	33	84
Florida State	28-65	.431	8-18	.444	27-48	.563	16	8	2	3	20-0	17-36	53	36	91
Florida State	18-60	.300	11-35	.182	21-27	.778	7	19	3	9	21-1	21-18	39	28	59
Maryland	30-62	.484	5-15	.333	20-22	.909	19	14	6	11	19-0	16-24	40	40	85



Delvon Arrington is among the all-time assist leaders in ACC history.

The ACC: The Tradition

Consistency. It's the mark of true excellence in any endeavor.

However, in today's intercollegiate athletics, competition has become so balanced and so competitive that it is virtually impossible to maintain a high level of consistency.

Yet the Atlantic Coast Conference has defied the odds. Now in its 50th year of competition, the ACC has long enjoyed the reputation as one of the strongest and most competitive intercollegiate conferences in the nation. And that is not mere conjecture, the numbers support it.

Since the league's inception in 1953, ACC schools have captured 85 national championships, including 43 in women's competition and 42 in men's. In addition, 120 men and 31 women have earned the coveted title of NCAA champion.

If success is best measured in terms of wins and losses, then the ACC is unrivaled in NCAA annals. With Maryland's victory over Indiana in last year's national title game, ACC teams have captured nine NCAA basketball championships, including five over the last 12 years.

No conference has posted a better NCAA Tournament record than the ACC since the NCAA's inaugural tournament in 1938. The nine current conference members have posted an NCAA Tournament-best mark of 296-150 for a sterling .664 winning percentage against the nation's toughest competition.

Since 1985, when the NCAA Tournament was expanded to 64 teams, the ACC teams have been even more impressive compiling a 184-87 (.679) NCAA record, including 51 "Sweet 16" appearances and 18 Final Four berths. Since 1985, 51 of the 92 ACC teams receiving NCAA berths have won at least two NCAA Tournament games.

Over the last five years, the ACC is the only conference in the nation to have each of its teams ranked at least one week in the Associated Press poll. Even more impressive, since 1990, ACC teams are 161-150 against non-conference ranked opponents.

North Carolina and Duke lead all ACC schools with three NCAA championships each. NC State has two NCAA titles to its credit and Maryland one. The Tar Heels captured NCAA titles in 1957, 1982 and 1993 while the Blue Devils won back-to-back championships in 1991 and 1992 and their third in 2001. The Wolfpack walked away with the coveted crown in 1974 and 1983 while the Terps claimed last year's crown.

The stature of ACC basketball is defined by its national television exposure. An all-time high 154 televised games involving ACC teams headline the league's 2002-03 schedule, including a record 231 appearances. League teams are slated to make 135 appearances on national television networks. Seventy of the league's 72 regular season conference games, including 42 on national television networks are scheduled to be televised.

2001-02 in Review

The 2001-02 academic year concluded with the league pocketing three more national team titles and six individual NCAA crowns. In all, the ACC has won 42 national team titles over the last 12 years.

The ACC's 2001-02 national champions were North Carolina in men's soccer, Maryland in men's basketball and Duke in women's golf. Overall, 97 ACC teams took part in post-season play compiling a 94-57-1 (.622) record.

A total of 188 student-athletes from the ACC earned first, second or third-team All-America honors this past year. In addition the ACC produced eight national Players of the Year, two national Rookies of the Year and six national Coach of the Year recipients.

The ACC placed at least one team in the top 10 nationally in 15 of the 25 sports sponsored by the league. In all, 33 ACC teams finished their season with a top 10 ranking.

The Schools

CLEMSON – Charter member of the SIAA in 1894, charter member of the SC in 1921, charter member of the ACC in 1953.

DUKE – Joined the SC in December, 1928; charter member of the ACC in 1953.

FLORIDA STATE – Charter member of the Dixie Conference in 1948, joined the Metro Conference in July, 1976; joined the ACC September 15, 1990.

GEORGIA TECH – Charter member of the SIAA in 1894, charter member of SC in 1921, charter member of the SEC in 1932, joined the ACC in July, 1979.


MARYLAND – Charter member of the SC in 1921, charter member of the ACC in 1953.

NORTH CAROLINA – Charter member of the SIAA in 1894, charter member of the SC in 1921, charter member of the ACC in 1953.


NC STATE – Charter member of the SC in 1921, charter member of the ACC in 1953.

VIRGINIA – Charter member of the SIAA in 1894, charter member of the SC in 1921, resigned from SC in December 1936, joined the ACC in December, 1953.

WAKE FOREST – Joined the SC in February, 1936, charter member of the ACC in 1953.



Montie Cummings earned All-ACC honors as a senior during the 2001-02 season.



Michael Joiner helped Florida State defeat No. 1 ranked Duke during the 2001-02 season.

2001-02 ACC Review

2001-02 INDIVIDUAL STATISTICS – ALL GAMES (CONTINUED)

BLOCKED SHOTS

Player, Team	Cl	G	Blocks	Avg./G
1. Lonny Baxter, MD	SR	35	69	1.97
2. Chris Wilcox, MD	SO	36	53	1.47
3. Jason Clark, VA	FR	28	39	1.39
4. Antwan Scott, WF	SR	34	47	1.38
5. Kris Lang, UNC	SR	26	34	1.31
6. Ray Henderson, CU	JR	30	36	1.20
7. Mike Mathews, FSU	JR	29	34	1.17
8. Josh Howard, WF	JR	31	30	0.97
9. Tahj Holden, MD	JR	36	34	0.94
10. Travis Watson, VA	JR	28	26	0.93
Trevor Harvey, FSU	JR	28	26	0.93
12. Josh Powell, NCS	FR	34	30	0.88
13. Sharrod Ford, CU	FR	30	26	0.87
14. Darius Songaila, WF	SR	34	27	0.79
15. Mike Dunleavy, DU	JR	35	26	0.74

ASSIST/TURNOVER RATIO

(Minimum 3.0 assists/game)

Player, Team	Cl	G	Asst.	Avg.	Turn	Avg.	Ratio
1. Steve Blake, MD	JR	36	286	7.9	116	3.2	2.47
2. Chris Duhon, DU	SO	35	208	5.9	92	2.6	2.26
3. Edward Scott, CU	JR	30	238	7.9	109	3.6	2.18

Player, Team	Cl	G	Asst.	Avg.	Turn	Avg.	Ratio
4. Tony Akins, GT	SR	31	176	5.7	102	3.3	1.73
5. Delvon Arrington, FSU	SR	29	182	6.3	110	3.8	1.65
6. Anthony Grundy, NCS	SR	34	120	3.5	75	2.2	1.60
7. Jason Williams, DU	JR	35	187	5.3	131	3.7	1.43
8. Broderick Hicks, WF	SR	34	109	3.2	77	2.3	1.42
9. Roger Mason, Jr., VA	JR	29	119	4.1	86	3.0	1.38
10. Adam Boone, UNC	SO	28	89	3.2	72	2.6	1.24

OFFENSIVE REBOUNDS

Player, Team	Cl	G	No.	Avg./G
1. Travis Watson, VA	JR	28	96	3.43
2. Carlos Boozer, DU	JR	35	119	3.40
3. Josh Howard, WF	JR	31	105	3.39
4. Nigel Dixon, FSU	JR	28	94	3.36
5. Ray Henderson, CU	JR	30	86	2.87
6. Chris Wilcox, MD	SO	36	97	2.69
7. Jason Capel, UNC	SR	25	65	2.60
8. Ed Nelson, GT	FR	31	79	2.55
9. Byron Mouton, MD	SR	36	89	2.47
10. Chris Hobbs, CU	SO	30	72	2.40
11. Lonny Baxter, MD	SR	35	80	2.29
12. Darius Songaila, WF	SR	34	76	2.24
13. Clarence Moore, GT	SO	31	67	2.16

Player, Team	Cl	G	No.	Avg./G
14. Chris Williams, VA	SR	29	60	2.07
15. Michael Joiner, FSU	SO	28	57	2.04

DEFENSIVE REBOUNDS

Player, Team	Cl	G	No.	Avg./G
1. Travis Watson, VA	JR	28	176	6.29
2. Ray Henderson, CU	JR	30	179	5.97
3. Jason Capel, UNC	SR	25	149	5.96
4. Lonny Baxter, MD	SR	35	208	5.94
5. Mike Dunleavy, DU	JR	35	206	5.89
6. Darius Songaila, WF	SR	34	200	5.88
7. Carlos Boozer, DU	JR	35	184	5.26
8. Chris Wilcox, MD	SO	36	160	4.44
9. Ed Nelson, GT	FR	31	136	4.39
10. Kris Lang, UNC	SR	26	114	4.38
11. Josh Howard, WF	JR	31	135	4.35
12. Marcus Melvin, NCS	SO	34	144	4.24
13. Chris Williams, VA	SR	29	118	4.07
14. Anthony Grundy, NCS	SR	34	133	3.91
15. Edward Scott, CU	JR	30	110	3.67
Chris Hobbs, CU	SO	30	110	3.67

2001-02 TEAM STATISTICS – ALL GAMES

SCORING OFFENSE

Team	G	W-L	Pts.	Avg.
1. Duke	35	31-4	3112	88.9
2. Maryland	36	32-4	3060	85.0
3. Wake Forest	34	21-13	2789	82.0
4. Virginia	29	17-12	2308	79.6
5. Georgia Tech	31	15-16	2370	76.5
6. NC State	34	23-11	2565	75.4
7. Clemson	30	13-17	2257	75.2
8. North Carolina	28	8-20	2022	72.2
9. Florida State	29	12-17	2082	71.8

FREE THROW PERCENTAGE

Team	G	FTM	FTA	Pct.
1. NC State	34	561	743	.755
2. Wake Forest	34	547	741	.738
3. Maryland	36	677	933	.726
4. Virginia	29	508	707	.719
5. Georgia Tech	31	441	637	.692
6. North Carolina	28	396	574	.690
7. Duke	35	625	906	.690
8. Florida State	29	395	602	.656
9. Clemson	30	429	685	.626

3-POINT FG PERCENTAGE

Team	G	FG	FGA	Pct.
1. Georgia Tech	31	261	695	.376
2. Maryland	36	217	580	.374
3. Wake Forest	34	240	655	.366
4. Duke	35	301	830	.363
5. NC State	34	278	773	.360
6. North Carolina	28	212	606	.350
7. Florida State	29	169	503	.336
8. Virginia	29	162	487	.333
9. Clemson	30	182	572	.318

SCORING DEFENSE

Team	G	Pts.	Avg./G
1. NC State	34	2304	67.8
2. Duke	35	2421	69.2
3. Maryland	36	2552	70.9
4. Florida State	29	2145	74.0
5. Virginia	29	2154	74.3
6. Georgia Tech	31	2376	76.6
7. Clemson	30	2305	76.8
8. Wake Forest	34	2620	77.1
9. North Carolina	28	2208	78.9

FIELD GOAL PERCENTAGE

Team	G	FG	FGA	Pct.
1. Duke	35	1093	2209	.495
2. Maryland	36	1083	2248	.482
3. Wake Forest	34	1001	2094	.478
4. Virginia	29	819	1770	.463
5. NC State	34	863	1910	.452
6. Clemson	30	823	1876	.439
7. North Carolina	28	707	1612	.439
8. Georgia Tech	31	834	1937	.431
9. Florida State	29	759	1765	.430

3-POINT FG PERCENTAGE DEFENSE

Team	G	FG	FGA	Pct.
1. Duke	35	168	555	.303
2. NC State	34	169	538	.314
3. Maryland	36	227	717	.317
4. Virginia	29	181	532	.340
5. Wake Forest	34	251	729	.344
6. Georgia Tech	31	239	671	.356
7. North Carolina	28	216	596	.362
8. Florida State	29	223	611	.365
9. Clemson	30	264	717	.368

SCORING MARGIN

Team	G	OFF	DEF	Margin
1. Duke	35	88.9	69.2	+19.7
2. Maryland	36	85.0	70.9	+14.1
3. NC State	34	75.4	67.8	+7.7
4. Virginia	29	79.6	74.3	+5.3
5. Wake Forest	34	82.0	77.1	+5.0
6. Georgia Tech	31	76.5	76.6	-0.2
7. Clemson	30	75.2	76.8	-1.6
8. Florida State	29	71.8	74.0	-2.2
9. North Carolina	28	72.2	78.9	-6.6

FIELD GOAL PERCENTAGE DEFENSE

Team	G	FG	FGA	Pct.
1. Maryland	36	920	2304	.399
2. Duke	35	892	2119	.421
3. Clemson	30	797	1827	.436
4. Florida State	29	753	1709	.441
5. NC State	34	799	1809	.442
6. Wake Forest	34	940	2126	.442
7. Virginia	29	773	1747	.442
8. Georgia Tech	31	804	1791	.449
9. North Carolina	28	803	1776	.452

REBOUNDING OFFENSE

Team	G	Reb.	Avg./G
1. Clemson	30	1246	41.5
2. Maryland	36	1479	41.1
3. Florida State	29	1122	38.7
4. Wake Forest	34	1309	38.5
5. Virginia	29	1110	38.3
6. Georgia Tech	31	1183	38.2
7. Duke	35	1303	37.2
8. North Carolina	28	966	34.5
9. NC State	34	1119	32.9

2001-02 ACC Review

2001-02 TEAM STATISTICS – ALL GAMES (CONTINUED)

REBOUNDING DEFENSE

Team	G	Reb.	Avg./G
1. NC State	34	1126	33.1
2. Virginia	29	996	34.3
3. Florida State	29	1016	35.0
4. Wake Forest	34	1206	35.5
5. Duke	35	1266	36.2
6. Clemson	30	1092	36.4
7. Georgia Tech	31	1130	36.5
8. Maryland	36	1345	37.4
9. North Carolina	28	1052	37.6

REBOUNDING MARGIN

Team	G	TEAM	Avg.	OPP	Avg.	Margin
1. Clemson	30	1246	41.5	1092	36.4	+5.1
2. Virginia	29	1110	38.3	996	34.3	+3.9
3. Maryland	36	1479	41.1	1345	37.4	+3.7
4. Florida State	29	1122	38.7	1016	35.0	+3.7
5. Wake Forest	34	1309	38.5	1206	35.5	+3.0
6. Georgia Tech	31	1183	38.2	1130	36.5	+1.7
7. Duke	35	1303	37.2	1266	36.2	+1.1
8. NC State	34	1119	32.9	1126	33.1	-0.2
9. North Carolina	28	966	34.5	1052	37.6	-3.1

BLOCKED SHOTS

Team	G	Blocks	Avg./G
1. Maryland	36	216	6.00
2. Virginia	29	131	4.52
3. Wake Forest	34	140	4.12
4. North Carolina	28	100	3.57
5. Clemson	30	105	3.50
6. Florida State	29	101	3.48
7. Georgia Tech	31	101	3.26
8. Duke	35	113	3.23
9. NC State	34	72	2.12

ASSISTS

Team	G	Assists	Avg./G
1. Maryland	36	714	19.83
2. Duke	35	625	17.86
3. North Carolina	28	476	17.00
4. Wake Forest	34	553	16.26
5. NC State	34	547	16.09
6. Georgia Tech	31	481	15.52
7. Clemson	30	440	14.67
8. Virginia	29	416	14.34
9. Florida State	29	382	13.17

STEALS

Team	G	Steals	Avg./G
1. Duke	35	351	10.03
2. Georgia Tech	31	269	8.68
3. Maryland	36	302	8.39
4. NC State	34	269	7.91
5. Florida State	29	222	7.66
6. Clemson	30	220	7.33
7. Virginia	29	189	6.52
8. Wake Forest	34	220	6.47
9. North Carolina	28	167	5.96

TURNOVER MARGIN

Team	G	TEAM	Avg.	OPP	Avg.	Margin
1. Duke	35	501	14.3	693	19.8	+5.49
2. NC State	34	452	13.3	558	16.4	+3.12
3. Maryland	36	495	13.8	555	15.4	+1.67
4. Wake Forest	34	497	14.6	538	15.8	+1.21
5. Georgia Tech	31	478	15.4	500	16.1	+0.71
6. Virginia	29	454	15.7	459	15.8	+0.17
7. Florida State	29	476	16.4	462	15.9	-0.48
8. Clemson	30	466	15.5	420	14.0	-1.53
9. North Carolina	28	461	16.5	356	12.7	-3.75

ASSIST/TURNOVER RATIO

Team	G	Asst	Avg.	Turn	Avg.	Ratio
1. Maryland	36	714	19.8	495	13.8	1.44
2. Duke	35	625	17.9	501	14.3	1.25
3. NC State	34	547	16.1	452	13.3	1.21
4. Wake Forest	34	553	16.3	497	14.6	1.11
5. North Carolina	28	476	17.0	461	16.5	1.03
6. Georgia Tech	31	481	15.5	478	15.4	1.01
7. Clemson	30	440	14.7	466	15.5	0.94
8. Virginia	29	416	14.3	454	15.7	0.92
9. Florida State	29	382	13.2	476	16.4	0.80

OFFENSIVE REBOUNDS

Team	G	No.	Avg./G
1. Florida State	29	447	15.41
2. Clemson	30	462	15.40
3. Georgia Tech	31	440	14.19
4. Virginia	29	409	14.10
5. Maryland	36	473	13.14
6. Wake Forest	34	438	12.88
7. Duke	35	428	12.23
8. North Carolina	28	298	10.64
9. NC State	34	354	10.41

DEFENSIVE REBOUNDS

Team	G	No.	Avg./G
1. Maryland	36	1006	27.94
2. Clemson	30	784	26.13
3. Wake Forest	34	871	25.62
4. Duke	35	875	25.00
5. Virginia	29	701	24.17
6. Georgia Tech	31	743	23.97
7. North Carolina	28	668	23.86
8. Florida State	29	675	23.28
9. NC State	34	765	22.50

3-POINT FIELD GOALS MADE

Team	G	3FG	Avg./G
1. Duke	35	301	8.60
2. Georgia Tech	31	261	8.42
3. NC State	34	278	8.18
4. North Carolina	28	212	7.57
5. Wake Forest	34	240	7.06
6. Clemson	30	182	6.07
7. Maryland	36	217	6.03
8. Florida State	29	169	5.83
9. Virginia	29	162	5.59

2001-02 ALL-ACC

FIRST TEAM

Jason WilliamsDuke
 Juan DixonMaryland
 Mike DunleavyDuke
 Anthony Grundy.....NC State
 Carlos BoozerDuke

SECOND TEAM

Lonny BaxterMaryland
 Darius Songaila.....Wake Forest
 Roger Mason, Jr.Virginia
 Tony AkinsGeorgia Tech
 Travis WatsonVirginia

THIRD TEAM

Josh HowardWake Forest
 Steve BlakeMaryland
 Edward ScottClemson
 Chris WilcoxMaryland
 Jason CapelNorth Carolina

HONORABLE MENTION (from Florida State)

Monte Cummings
 Delvon Arrington

ALL-FRESHMAN TEAM

Julius HodgeNC State
 Ed NelsonGeorgia Tech
 B.J. ElderGeorgia Tech
 Jawad WilliamsNorth Carolina
 Josh PowellNC State

HONORABLE MENTION (from Florida State)

Anthony Richardson

ALL-DEFENSIVE TEAM

Juan DixonMaryland
 Anthony Grundy.....NC State
 Chris DuhonDuke
 Lonny BaxterMaryland
 Mike DunleavyDuke

PLAYER OF THE YEAR

Juan DixonMaryland

COACH OF THE YEAR

Gary WilliamsMaryland

ROOKIE OF THE YEAR

Ed NelsonGeorgia Tech