


Records

The Seminole Basketball Record Book



All-Time Individual Records

MOST POINTS

Game: 46, Ron King vs. Georgia Southern, Feb. 11, 1971

Season: 743, Jim Oler, 1955-56

Career: 2130, Bob Sura, 1991-95

MOST FIELD GOALS

Game: 21, Ron King vs. Georgia Southern, Feb. 11, 1971

Season: 260, Alton Lee Gipson, 1983-84

Career: 731, Bob Sura, 1991-95

MOST FIELD GOAL ATTEMPTS

Game: 37, Ham Wernke vs. Tampa, Feb. 14, 1953

Career: 1626, Bob Sura, 1991-95

BEST FIELD GOAL PERCENTAGE

Game: 100.0 (10-10), Doug Edwards vs. UNC-Asheville, Jan. 2, 1992

Season: 69.1 (237-343), Murray Brown, 1978-79

Career: 66.8 (566-847), Murray Brown, 1976-80

MOST FREE THROWS

Game: 22, Jim Oler at Rollins, Feb. 16, 1955 and vs. Morningside, Dec. 16, 1955

Season: 311, Jim Oler, 1955-56

Career: 762, Jim Oler, 1952-56

MOST FREE THROW ATTEMPTS

Game: 30, Jim Oler vs. Morningside, Dec. 16, 1955

Season: 350, Jim Oler, 1955-56

Career: 975, Jim Oler, 1952-56

BEST FREE THROW PERCENTAGE

Game: 100.0 (16-16), Bob Sura vs. South Florida, Nov. 29, 1994

100.0 (14-14), Doug Edwards vs. Clemson, Feb. 8, 1992

100.0 (11-11), Nick Bryant vs. Florida Atlantic, Dec. 1, 1993

100.0 (10-10), Granville Arnold vs. Memphis State, Feb. 11, 1984

100.0 (10-10), Tony Dawson vs. Florida International, Dec. 2, 1987

Season: 89.5 (51-57), Ken Macklin, 1969-70

Career: 81.7 (161-197), Granville Arnold, 1982-85

MOST REBOUNDS

Game: 32, Rick Benson vs. Florida Southern, Feb. 7, 1955

Season: 456, Dave Cowens, 1967-68

Career: 1340, Dave Cowens, 1967-70

MOST ASSISTS

Game: 16, Otto Petty vs. South Alabama, Jan. 19, 1972

16, Tony William vs. Jacksonville, Feb. 12, 1983

Season: 227, Otto Petty, 1970-71

Career: 688, Delvon Arrington, 1999-02

MOST STEALS

Game: 9, Charlie Ward vs. South Carolina, Mar. 2, 1991

9, Bob Sura at Georgia Tech, Mar. 2, 1995

Season: 97, Sam Cassell, 1992-93

Career: 236, Charlie Ward, 1990-94

MOST BLOCKED SHOTS

Game: 9, Andre Reid vs. Bethune-Cookman, Dec. 5, 1993

9, Corey Louis vs. Maryland, Jan. 10, 1995

Season: 111, Rodney Dobard, 1992-93

Career: 240, Rodney Dobard, 1989-93

BEST SCORING AVERAGE

Season: 29.7, Jim Oler, 1955-56

Career: 23.2, Mitchell Wiggins, 1981-83

BEST REBOUND AVERAGE

Season: 17.5, Dave Cowens, 1967-68

Career: 17.2, Dave Cowens, 1967-70

Scoring Leaders

GAME

Name	Date	Points
1. Ron King vs. Georgia Southern	Feb. 11, 1971	46
2. Hugh Durham vs. Stetson	Jan. 19, 1987	43
Dave Fedor vs. Miami	Jan. 16, 1960	43
4. Murray Brown at Auburn	Dec. 4, 1978	42
Jim Oler vs. Morningside	Dec. 16, 1955	42
6. Pee Wee Barber vs. Miami	Feb. 26, 1987	40
7. Ham Wernke vs. Tampa	Feb. 14, 1953	38
Dave Fedor at Tampa	Feb. 26, 1962	38
David Thompson vs. South Alabama	Jan. 22, 1977	38
Tharon Mayes vs. Rhode Island	Dec. 29, 1989	38
11. Dave Fedor vs. Rollins	Feb. 11, 1960	37
Mitchell Wiggins vs. South Carolina	Feb. 22, 1982	37
Mitchell Wiggins vs. Florida	Jan. 11, 1982	37
Mitchell Wiggins vs. Memphis State	Feb. 26, 1983	37
Ron Hale vs. Wake Forest	Jan. 4, 2000	37
16. Hugh Durham at Georgia	Jan. 19, 1959	36
Mitchell Wiggins at San Diego State	Dec. 29, 1982	36
George McCloud at LaSalle	Feb. 23, 1989	36
19. Ham Wernke vs. Montana State	Mar. 7, 1955	35
Vernell Ellzy vs. Biscayne	Dec. 3, 1970	35
Reggie Royals vs. UC-Irvine	Jan. 30, 1971	35
Benny Clyde at Oklahoma City	Dec. 30, 1972	35
Larry Warren vs. Texas A&M	Jan. 4, 1974	35
Alton Lee Gipson at Virginia Tech	Mar. 3, 1984	35
Pee Wee Barber vs. Memphis State	Feb. 11, 1987	35
George McCloud at Jacksonville	Jan. 11, 1989	35
Bob Sura at Duke	Jan. 22, 1994	35

SEASON AVERAGE

Name	Year	Avg.
1. Jim Oler	1955-56	29.7
2. Mitchell Wiggins	1981-82	23.8
3. Tharon Mayes	1989-90	23.3
4. George McCloud	1988-89	22.8
5. Ron King	1970-71	22.7
Mitchell Wiggins	1982-83	22.7
7. Hugh Durham	1958-59	21.9

Season Average (continued)

Name	Year	Avg.
8. Murray Brown	1978-79	21.7
9. Ham Wernke	1952-53	21.3
10. Bob Sura	1993-94	21.2
11. Jim Oler	1954-55	21.1
Dave Fedor	1959-60	21.1
13. Tony Dawson	1988-89	21.0
14. Mickey Dillard	1979-80	20.4
Dave Fedor	1961-62	20.4
16. Dave Cowens	1968-69	20.3



Vernell Ellzy scored 35 points against Biscayne Dec. 3, 1970. Ellzy, who helped Florida State to 23 wins during the 1970 season, is one of 27 players in school history to score 35 points or more in a single game.

Scoring Leaders

CAREER AVERAGE

Name	Years	Games/Points	Avg.
1. Mitchell Wiggins	1981-83	46-1067	23.2
2. Dave Fedor	1959-62	72-1453	20.2
3. Jim Oler	1952-56	91-1820	20.0
4. Alton Lee Gipson	1983-85	61-1194	19.6
Ron King	1970-73	64-1252	19.6
6. Tony Dawson	1987-89	60-1165	19.4
7. Ham Wernke	1951-55	73-1409	19.3
8. Dave Cowens	1967-70	78-1479	19.0
9. Hugh Durham	1956-59	73-1381	18.9
10. Sam Cassell	1991-93	64-1211	18.3
11. Pee Wee Barber	1986-87	58-1039	17.9
12. Bob Sura	1991-95	119-2130	17.9
13. Doug Edwards	1990-93	93-1604	17.2
14. Reggie Royals	1970-73	84-1402	16.7
15. Larry Warren	1972-75	51-840	16.5
16. Tharon Mayes	1987-90	77-1260	16.4
17. James Collins	1993-97	112-1793	16.0
18. Elvis Rolle	1979-81	59-923	15.6
19. David Thompson	1975-78	83-1289	15.5

500-POINT CLUB (ONE SEASON)


Name	Year	Pts.
1. Jim Oler	1955-56	743
2. George McCloud	1988-89	683
3. Bob Sura	1992-93	675
4. Sam Cassell	1992-93	641
5. Mickey Dillard	1979-80	635
6. Tony Dawson	1988-89	629
Murray Brown	1978-79	629
8. Alton Lee Gipson	1983-84	626
9. Ron King	1970-71	589
10. Murray Brown	1979-80	578
11. Pee Wee Barber	1986-87	576
12. Ron King	1971-72	573
13. Bob Sura	1993-94	573
14. Sam Cassell	1991-92	570
15. Doug Edwards	1992-93	568
Alton Lee Gipson	1984-85	568
17. Tharon Mayes	1989-90	559
18. Jim Oler	1954-55	549
19. Harry Davis	1977-78	546
George McCloud	1987-88	546
21. Mitchell Wiggins	1982-83	544
22. Tony Dawson	1987-88	536
23. Dave Fedor	1959-60	527
24. Doug Edwards	1990-91	524
25. Mitchell Wiggins	1981-82	523
26. Irving Thomas	1989-90	519
27. Mickey Dillard	1980-81	515
28. James Collins	1996-97	514
29. Doug Edwards	1991-92	512
Ham Wernke	1954-55	512
31. Hugh Durham	1956-57	509
32. Dave Cowens	1967-68	508
Dave Cowens	1968-69	508
34. Hugh Durham	1958-59	504
35. Bob Sura	1994-95	502
36. Reggie Royals	1970-72	501
37. David Thompson	1976-77	500

1,000-POINT CLUB (CAREER)

Name	Years	Games	FG	FT	Pts.	Avg.
1. Bob Sura	1991-95	119	731	454	2130	17.9
2. Jim Oler	1952-56	91	529	762	1820	20.0
3. James Collins	1993-97	112	645	248	1793	16.0
4. Dave Cowens	1966-70	78	582	315	1738	18.1
5. Mickey Dillard	1976-81	115	640	448	1734	15.1
6. Doug Edwards	1990-93	93	621	332	1604	17.2
7. George McCloud	1985-89	117	529	315	1574	13.4
8. Harry Davis	1974-78	108	640	234	1514	14.0
9. Murray Brown	1976-80	106	566	338	1470	13.9
10. Dave Fedor	1959-62	72	585	283	1453	20.2
11. Randy Allen	1984-87	115	585	252	1428	12.4
12. Ham Wernke	1951-55	73	508	393	1409	19.3
13. Reggie Royals	1970-73	84	580	242	1402	16.7
14. Hugh Durham	1956-59	73	470	441	1381	18.9
15. Ron King	1970-73	64	542	168	1352	19.6
16. Chuck Graham	1989-94	118	503	216	1337	11.3
17. David Thompson	1975-78	83	571	147	1289	15.5
18. Tharon Mayes	1987-90	77	466	200	1260	16.4
19. Ron Hale	1996-00	120	423	279	1236	10.3
20. Sam Cassell	1991-93	64	440	223	1211	18.3
21. Alton Lee Gipson	1983-85	61	496	202	1194	19.6
22. Delvon Arrington	1999-02	118	413	227	1173	9.9
23. Tony Dawson	1987-89	60	455	229	1165	19.4
24. Jeff Hogan	1966-69	79	466	232	1164	14.8
25. Corey Louis	1994-98	107	447	232	1127	10.5
26. Gary Schull	1963-66	76	403	316	1122	14.3
27. Lawrence McCray	1972-74	84	492	127	1111	13.2
28. Larry Warren	1973-76	78	473	162	1108	14.2
29. Mitchell Wiggins	1981-83	46	439	189	1067	23.2
30. Michael Polite	1987-91	99	379	297	1066	10.8
31. Rodney Dobard	1989-93	122	456	146	1056	8.7
32. Pee Wee Barber	1985-87	58	387	197	1039	17.9
33. LaMarr Greer	1994-98	117	364	171	1022	8.7
34. Wayne Smalls	1973-77	104	457	101	1015	9.8

Bob Sura (right) is Florida State's all-time leading scorer with 2,130 career points. He played on Florida State's 1992 and 1993 NCAA Tournament teams.

Reggie Royals (far right) scored 501 points during the 1972 season and is ranked 13th on Florida State's all-time scoring list with 1,402 career points. He played on the Seminoles' 1972 team that played in the national championship game.



1,000-Point Scorers



1. Bob Sura 2,130 pts.
Guard • 6-5 • 200 • Wilkes-Barre, PA

Bob Sura tallied 2,130 points during his four seasons at FSU to become the program's all-time leading scorer. After being named ACC Rookie of the Year as a freshman, he went on to become the first player in Florida State history to be named First Team All-ACC. He was selected with the 17th overall pick in the 1995 NBA Draft by the Cleveland Cavaliers. Currently a member of the Golden State Warriors.

Year	G	FG-FGA	PCT	FT-FTA	PCT	RB-AVG	PTS-AVG
1991-92	31	124-269	.461	94-150	.627	107-3.5	380-12.3
1992-93	34	241-533	.452	120-188	.638	209-6.1	675-19.9
1993-94	27	202-431	.469	117-179	.654	213-7.9	573-21.2
1994-95	27	164-393	.417	123-179	.687	185-6.9	502-18.6
Totals	119	731-1,626	.450	454-696	.652	714-6.0	2,130-17.9



2. Jim Oler 1,820 pts.
Guard • 5-11 • 180 • Economy, IN

After setting the mark as one of the first members of the 1,000 point club, Jim Oler held the top spot on the all-time scorers list for 39 years before passing the torch to Bob Sura. Oler still holds the single season record for points in a season with 743. He also holds most of the Florida State free throw records including single game (22), single season (311) and career (762). Oler's career scoring average still ranks as third best in Florida State history.

Year	G	FG-FGA	PCT	FT-FTA	PCT	RB-AVG	PTS-AVG
1952-53	20	52-139	.374	90-118	.763	—	194-9.7
1953-54	20	—	—	—	—	—	334-16.7
1954-55	26	164-414	.396	221-289	.765	76-2.9	549-21.1
1955-56	25	216-470	.460	311-380	.818	136-5.4	743-29.7
Totals	91	—	—	—	—	—	1,820-20.0



3. James Collins 1,793 pts.
Guard • 6-4 • 196 • Jacksonville, FL

James Collins' distinguished FSU career came to an end in 1997 with 1,793 points. Collins also ranks among the Seminoles' all-time top 10 in five other categories including field goals, field goal attempts, three-pointers, three-point attempts and steals.

Year	G	FG-FGA	PCT	FT-FTA	PCT	RB-AVG	PTS-AVG
1993-94	27	110-270	.407	39-57	.684	104-3.9	298-11.0
1994-95	27	181-354	.511	72-164	.439	116-4.3	487-18.0
1995-96	27	172-412	.417	81-120	.675	121-4.5	494-18.3
1996-97	31	182-397	.458	75-112	.670	158-5.1	514-16.6
Totals	112	645-1,433	.450	267-453	.589	499-4.5	1,793-16.0



4. Mickey Dillard 1,734 pts.
Guard • 6-3 • 170 • Dania, FL

Mickey Dillard overcame a broken leg during his junior season to rank fifth on FSU's all-time scoring list. Dillard was drafted by the Atlanta Hawks after his junior year but returned for his senior season to total 1,734 points in his FSU career. Dillard was selected by Cleveland in the third round of the 1981 NBA Draft.

Year	G	FG-FGA	PCT	FT-FTA	PCT	RB-AVG	PTS-AVG
1976-77	25	53-110	.481	40-61	.655	29-1.1	146-5.8
1977-78	29	153-282	.542	92-119	.773	74-2.5	398-13.7
1978-79	2	13-26	.500	14-16	.875	8-4.0	40-20.0
1979-80	31	239-458	.521	151-197	.766	130-4.1	635-20.4
1980-81	28	182-372	.489	151-190	.794	98-3.5	515-18.3
Totals	115	640-1,248	.513	448-583	.768	339-2.9	1,734-15.1



5. Doug Edwards 1,604 pts.
Forward • 6-9 • 220 • Miami, FL

Having received Florida's Mr. Basketball honors in 1989, Doug Edwards was touted as the best high school player in the history of the state. In only three seasons, he moved himself into the sixth position on the FSU all-time scoring list and is the only player in school history to score more than 500 points in three consecutive seasons. Edwards began his professional career with the Atlanta Hawks who drafted him in the first round in 1993.

Year	G	FG-FGA	PCT	FT-FTA	PCT	RB-AVG	PTS-AVG
1990-91	32	200-385	.519	112-158	.709	227-7.1	524-16.4
1991-92	30	197-385	.512	106-142	.747	271-9.0	512-17.1
1992-93	31	224-424	.528	114-158	.722	290-9.4	568-18.3
Totals	93	621-1,194	.520	332-458	.725	788-8.5	1,604-17.2



6. George McCloud 1,574 pts.
Guard • 6-6 • 205 • Daytona Beach, FL

A seldom used forward in his first two seasons, George McCloud made the transition to guard with ease and instantly made his mark. This deadly accurate three-point shooter holds both FSU's single game (10) and single season (115) three-point shooting records. Winning All-Metro Conference honors his junior year, McCloud became a serious NBA prospect and was the first round pick of the Indiana Pacers in 1989. He currently plays for the Denver Nuggets.

Year	G	FG-FGA	PCT	FT-FTA	PCT	RB-AVG	PTS-AVG
1985-86	27	42-87	.483	31-49	.633	49-1.8	115-4.4
1986-87	30	87-197	.442	42-68	.618	126-4.2	230-7.7
1987-88	30	193-403	.479	88-112	.786	111-3.7	546-18.2
1988-89	30	207-462	.448	154-176	.875	109-3.6	683-22.8
Totals	117	529-1,149	.460	315-405	.778	395-3.4	1,574-13.5



7. Harry Davis 1,514 pts.
Forward/Center • 6-7 • 220 • Cleveland, OH

Gathering the most mileage of possibly any other Seminole, Harry Davis played in several international competitions including a stop in Moscow, Russia. Davis won Seminole MVP honors as a sophomore and senior. Davis returned to his hometown to play professional ball with the Cleveland Cavaliers.

Year	G	FG-FGA	PCT	FT-FTA	PCT	RB-AVG	PTS-AVG
1974-75	26	104-185	.562	27-41	.672	147-5.7	235-9.0
1975-76	27	143-224	.638	45-71	.634	167-6.2	331-12.3
1976-77	27	176-310	.567	50-92	.543	212-7.8	402-14.8
1977-78	28	217-376	.577	112-178	.629	208-7.4	546-19.5
Totals	108	640-1,095	.584	234-382	.613	734-6.8	1,514-14.0



8. Dave Cowens 1,479 pts.
Center • 6-9 • 220 • Newport, KY

Honored as one of the 50 greatest players in NBA history, Dave Cowens is arguably the single greatest player in Florida State history. While at FSU, he averaged 18.9 points and 17.2 rebounds per game while shooting 52 percent from the field. Cowens also owns most Seminole rebounding records including rebounds in a season (456) and career rebounds, (1,340). His talent caught the eye of the Boston Celtics who selected him fourth overall in the 1970 NBA Draft. During his rookie season with the Celtics he averaged 17 points and 15 rebounds per game and won NBA Rookie of the Year honors. In 1973 he took home both The All-Star MVP and League MVP trophies. Cowens' intensity and desire earned him seven all-star appearances and two championship rings with the Celtics in 1974 and 1976 and in 1991 an induction into the Basketball Hall of Fame.

Year	G	FG-FGA	PCT	FT-FTA	PCT	RB-AVG	PTS-AVG
1966-67	18	105-208	.505	49-90	.544	357-20.0	259-14.4
1967-68	27	206-383	.538	96-131	.733	456-17.0	508-18.8
1968-69	25	202-384	.526	104-164	.634	437-17.5	508-20.3
1969-70	26	174-355	.490	115-169	.676	447-17.2	463-17.8
Totals	78	582-1,122	.520	315-464	.679	1,340-17.2	1,479-18.9

1,000-Point Scorers



9. Murray Brown 1,469 pts.
Forward • 6-8 • 205 • Tampa, FL

Known as "Mule" by his coaches for his hard work and determination, Murray Brown led the nation in field goal shooting in the 1978-79 season with a .691 percentage. Brown also holds the distinction as FSU's most accurate shooter ever with a .668 career percentage. This All-Metro Conference performer was selected by the Cleveland Cavaliers in the 1980 NBA draft.

Year	G	FG-FGA	PCT	FT-FTA	PCT	RB-AVG	PTS-AVG
1976-77	18	38-50	.760	18-28	.642	47-2.6	94-5.2
1977-78	28	61-98	.622	46-65	.707	111-3.9	168-6.0
1978-79	29	237-343	.691	155-218	.711	242-8.3	629-21.7
1979-80	31	230-356	.646	119-172	.691	238-7.6	578-18.6
Totals	106	566-847	.668	338-483	.700	638-6.0	1,469-13.9



10. Dave Fedor 1,453 pts.
Forward • 6-6 • 192 • Zephyrhills, FL

A left-hander known for his ability to do most anything on the court with either hand, Dave Fedor led the Seminoles as co-captain in both his junior and senior seasons. Fedor's hard work and consistency were evidenced by his streak of 49 consecutive games scoring in double figures. He became the first FSU player ever picked in the NBA Draft when he was selected by Philadelphia in 1962.

Year	G	FG-FGA	PCT	FT-FTA	PCT	RB-AVG	PTS-AVG
1959-60	25	214-453	.472	99-131	.756	400-16.0	527-21.1
1960-61	24	185-365	.507	86-107	.804	336-14.0	456-19.0
1961-62	23	186-356	.522	98-125	.784	233-10.1	470-20.4
Totals	72	585-1,174	.498	283-363	.780	969-13.5	1,453-20.2



11. Randy Allen 1,438 pts.
Forward • 6-7 • 222 • Milton, FL

Milton, FL native Randy Allen was one of the most dependable players in FSU history. Allen averaged at least 12.0 points and 6.0 rebounds per game his last three years. He was twice named All-Metro and is also a member of Florida State's 500-Board Club.

Year	G	FG-FGA	PCT	FT-FTA	PCT	RB-AVG	PTS-AVG
1983-84	30	109-211	.517	37-73	.507	148-4.9	255-8.5
1984-85	28	187-352	.531	62-101	.614	190-6.8	436-15.6
1985-86	27	152-330	.461	67-112	.598	163-6.2	371-13.7
1986-87	30	144-312	.462	88-127	.693	235-7.8	376-12.5
Totals	115	592-1,205	.491	254-413	.615	736-6.4	1,438-12.5



12. Ham Wernke 1,409 pts.
Guard • 6-0 • 170 • Batesville, IN

Ham Wernke was one of the best perimeter shooters in the early days of the FSU program. He averaged in double figures in each of his four seasons and at least 18 points in his last three.

Year	G	FG-FGA	PCT	FT-FTA	PCT	RB-AVG	PTS-AVG
1951-52	5	20-71	.282	17-23	.739	—	57-11.4
1952-53	22	167-422	.396	134-193	.694	—	468-21.3
1953-54	20	—	—	—	—	—	372-18.6
1954-55	26	190-461	.412	132-169	.781	130-5.0	512-19.7
Totals	73	—	—	—	—	—	1,409-19.3



13. Reggie Royals 1,402 pts.
Forward • 6-10 • 200 • Whiteville, NC

Helping lead the charge for a national title in 1972, Reggie Royals was an exceptional outside shooter for a player of his size. Nicknamed the "Tree" by his teammates Royals grabbed over 300 rebounds in three consecutive seasons. He is FSU's second leading career rebounder, behind Dave Cowens, with 1,006. Royals took his talents to Philadelphia as one of their 1973 draft selections.

Year	G	FG-FGA	PCT	FT-FTA	PCT	RB-AVG	PTS-AVG
1970-71	26	191-384	.497	89-122	.730	390-15.0	471-18.1
1971-72	32	196-415	.472	109-159	.686	351-11.0	501-15.7
1972-73	26	193-382	.510	44-68	.647	265-10.2	430-16.5
Totals	84	580-1,181	.491	242-349	.693	1,006-12.0	1,402-16.7



14. Hugh Durham 1,381 pts.
Guard • 5-11 • 160 • Louisville, KY

After leading the Seminoles as a player in the 50s, Hugh Durham returned to lead the Seminoles as their head coach in the 60s and 70s. As a player, Durham ranks second in points scored in a single game (43) and also scored more than 500 points in two seasons. Perhaps most notable was Durham's coaching career at FSU when he led the Seminoles to three NCAA Tournament appearances including a national championship game appearance in 1972. His career winning percentage as the "Noles head coach was .708 which still ranks among the best in the nation. Durham currently coaches at Jacksonville University.

Year	G	FG-FGA	PCT	FT-FTA	PCT	RB-AVG	PTS-AVG
1956-57	26	177-438	.404	155-213	.728	116-4.5	509-19.6
1957-58	24	122-377	.324	124-155	.800	93-3.9	368-13.3
1958-59	23	171-415	.412	162-201	.806	86-3.7	504-21.9
Totals	73	470-1,230	.382	441-569	.775	295-4.0	1,381-18.9



15. Chuck Graham 1,338 pts.
Guard • 6-3 • 200 • Augusta, GA

With an explosive vertical leap of 41 inches, Chuck Graham was one of the most acrobatic players to ever wear a Seminole uniform. Despite missing a year due to a knee injury suffered three minutes into his senior season opener, Graham was granted a medical hardship and returned to be a major contributor to the Seminoles' '93-94 campaign.

Year	G	FG-FGA	PCT	FT-FTA	PCT	RB-AVG	PTS-AVG
1989-90	31	126-269	.468	51-69	.739	110-3.5	314-10.1
1990-91	32	131-306	.428	52-73	.712	86-2.7	350-10.9
1991-92	30	143-324	.441	69-85	.812	105-3.5	391-13.0
1992-93	1	0-1	.000	0-0	.000	1-1.0	1-1.0
1993-94	24	103-247	.417	44-58	.759	84-3.5	282-11.8
Totals	118	503-1,147	.439	216-285	.758	386-3.3	1,338-11.3



16. David Thompson 1,289 pts.
Forward • 6-8 • 195 • Boston, MA

After transferring from Lake City Junior College, David Thompson made an immediate impact for the Seminoles making the All-Tournament team in the IPTAY, Cable Car and Vermont Classics in 1976-77. His trademark fall away jump shot helped him score 1,289 points in his FSU career. Thompson was drafted by Buffalo in 1978.

Year	G	FG-FGA	PCT	FT-FTA	PCT	RB-AVG	PTS-AVG
1975-76	27	166-356	.466	58-78	.744	203-7.5	390-14.4
1976-77	27	230-495	.464	40-69	.579	205-7.5	500-18.5
1977-78	29	175-362	.483	49-69	.710	211-7.2	399-13.7
Totals	83	571-1,213	.471	147-216	.681	620-7.5	1,289-15.5



17. Ron King 1,261 pts.
Forward • 6-4 • 185 • Louisville, KY

Ron King owns FSU's single game scoring record with a 46-point outing against Georgia Southern in 1971. He was an All-American in 1972 and the NCAA Midwest Regional MVP in leading the Seminoles to the Final Four. He was selected by the Golden State Warriors of the NBA in 1973.

Year	G	FG-FGA	PCT	FT-FTA	PCT	RB-AVG	PTS-AVG
1970-71	26	262-521	.503	65-91	.714	130-5.0	589-22.7
1971-72	32	239-558	.428	95-126	.754	192-6.0	573-17.9
1972-73	6	41-91	.451	8-13	.615	17-3.3	99-16.5
Totals	64	542-1,170	.463	168-230	.730	339-5.3	1,261-19.7

1,000-Point Scorers



18. Tharon Mayes 1,260 pts. Guard • 6-3 • 175 • New Haven, CT

A defensive terror because of his lightning quick hands, Tharon Mayes had 132 steals in his career with Florida State. In the 1989-90 season, Mayes averaged 23.3 points, which is the third-best season scoring average in the FSU record book. Mayes is currently playing professional basketball in Europe.

Year	G	FG-FGA	PCT	FT-FTA	PCT	RB-AVG	PTS-AVG
1987-88	30	142-299	.475	66-90	.733	83-2.8	396-13.2
1988-89	23	126-229	.550	29-39	.744	53-2.3	305-13.3
1989-90	24	198-414	.478	105-126	.833	81-3.4	559-23.3
Totals	77	466-942	.495	200-255	.784	217-2.8	1,260-16.4



19. Ron Hale 1,236 pts. Forward • 6-9 • 210 • Largo, FL

Ron Hale, a two-time all-ACC selection, was one of the top scorers in Seminole history during his career. He scored 1,236 career points. Hale's career high of 37 points came against Wake Forest on January 4, 2000. He signed a free agent contract with the Miami Heat prior to the 2001 season.

Year	G	FG-FGA	PCT	FT-FTA	PCT	RB-AVG	PTS-AVG
1996-97	30	47-110	.427	27-40	.675	69-2.3	130-4.3
1997-98	32	70-147	.476	27-44	.614	127-4.0	187-5.8
1998-99	30	167-351	.476	108-135	.800	168-5.6	481-16.0
1999-00	28	139-348	.399	117-155	.755	134-4.8	438-15.6
Totals	120	423-956	.442	279-374	.746	498-4.2	1236-10.3



20. Sam Cassell 1,211 pts. Guard • 6-3 • 195 • Baltimore, MD

Perhaps one of the greatest junior college transfers in Seminole history, Sam Cassell added an offensive and defensive threat to the Seminole arsenal. With a season record 97 steals in his '92-93 campaign, Cassell also dished out 170 assists that same season along with an average of 18.3 points per game. He thrived on pressure situations and routinely came through in the clutch. Cassell was drafted by the Houston Rockets in the first round of the 1993 NBA draft. During his first two seasons in the NBA he was an integral part of the Rockets' World Championship teams. He currently plays for the Milwaukee Bucks.

Year	G	FG-FGA	PCT	FT-FTA	PCT	RB-AVG	PTS-AVG
1991-92	31	206-454	.454	100-142	.704	141-4.5	570-18.4
1992-93	35	234-466	.502	123-162	.759	152-4.3	641-18.3
Totals	66	440-920	.478	223-304	.733	293-4.4	1,211-18.3



21. Alton Lee Gipson 1,194 pts. Center • 6-11 • 230 • Dubach, LA

Widely considered the best junior college center in the country 1982-83, Alton Lee Gipson was named Metro Conference Newcomer of the Year in 1983-84. He was also named to the Metro Tournament all-tournament team the same year. Gipson ranks eighth in single season scoring having scored 626 points in his '83-84 season. He also earned All-America honors in 1983-84.

Year	G	FG-FGA	PCT	FT-FTA	PCT	RB-AVG	PTS-AVG
1983-84	31	260-497	.523	106-173	.613	208-6.7	626-20.2
1984-85	30	236-489	.483	96-150	.640	234-7.8	568-18.9
Totals	61	496-986	.503	202-323	.625	442-7.3	1,194-19.6



22. Delvon Arrington 1,173 pts. Guard • 5-11 • 166 • Hillside, NJ

Became the first men's basketball player in ACC history to enter school as a partial qualifier and earn his undergraduate degree in four years to earn his fourth year of eligibility back according to NCAA rules. He earned All-ACC honorable mention honors following his senior season. Is Florida State's all-time leader in assists with 688 and earned the school record assist in the Seminoles' victory over No. 1 ranked and previously undefeated Duke Jan. 6, 2002 in Tallahassee. Ranked first in

school history in total assists (688) and assists per game (5.8), ranked second in steals (225) and fourth in steals per game (1.9), sixth in 3-point shots attempted (352) and seventh in 3-point shots made (120), tied for fifth in career games played (118) and 22nd in scoring (1,173 points)

Year	G-GS	FG-A	PCT	FT-FTA	PCT	Assists	PTS-AVG
1998-99	30-29	87-206	.422	52-74	.703	181	242-8.1
1999-00	29-29	95-258	.368	39-55	.709	182	258-8.9
2000-01	30-30	117-270	.433	77-106	.726	143	344-11.5
2001-02	29-29	114-280	.407	59-80	.738	182	329-11.3
Totals	118-117	413-1,014	.407	227-315	.721	688	1,173-9.9



23. Tony Dawson 1,165 pts. Forward • 6-7 • 215 • Kinston, NC

Walking with a limp from a childhood accident that left one leg shorter than the other, Tony Dawson rose above his circumstances to become one of Florida State's highest scorers. He ranks sixth in single season scoring with a 629-point performance during the '88-89 season. In 1987-88 he shot .460 from the three point line to put him first all time in the three-point percentage for a season.

Year	G	FG-FGA	PCT	FT-FTA	PCT	RB-AVG	PTS-AVG
1987-88	30	212-393	.539	111-153	.725	228-7.6	536-17.9
1988-89	30	243-460	.528	118-160	.738	206-6.9	629-21.0
Totals	60	455-853	.533	229-313	.732	434-7.2	1,165-19.4



23. Jeff Hogan 1,165 pts. Guard • 6-0 • 165 • Akron, Ohio

A brilliant two-sport star for Florida State, Jeff Hogan, was a leader on the Seminole basketball and baseball teams from 1966 to 1969. Though Hogan was a gifted basketball player and a prolific scorer he chose to play professional baseball. He averaged at least 14.0 points per game in all three of his seasons.

Year	G	FG-FGA	PCT	FT-FTA	PCT	RB-AVG	PTS-AVG
1966-67	26	143-292	.490	85-115	.739	81-3.1	372-14.3
1967-68	27	168-348	.483	91-110	.827	60-2.2	427-15.8
1968-69	26	155-335	.463	56-80	.700	55-2.1	366-14.1
Totals	79	466-975	.478	232-305	.760	196-2.5	1,165-14.7



25. Corey Louis 1,127 pts. Forward/Center • 6-9 • 235 • Miami, FL

A four-year starter at FSU, Corey Louis finished his career among the Seminoles' all-time leaders in scoring, rebounding and blocked shots. He was Florida State's team MVP as a senior and helped lead FSU back to the NCAA Tournament.

Year	G	FG-FGA	PCT	FT-FTA	PCT	RB-AVG	PTS-AVG
1994-95	27	120-267	.449	54-76	.711	210-7.8	295-10.9
1995-96	23	84-198	.424	47-75	.627	150-6.5	215-9.3
1996-97	25	109-219	.498	57-88	.648	170-6.8	275-11.0
1997-98	32	134-241	.556	74-132	.561	225-7.0	342-10.7
Totals	107	447-925	.483	232-371	.625	755-7.1	1,127-10.5



26. Gary Schull 1,122 pts. Forward/Center • 6-6 • 211 • Pompano Beach, FL

From 1963-1966, Gary Schull was the leader of Florida State's basketball Seminoles. The Pompano Beach prep star, short for a college center, made up for lack of size with hustle and aggressiveness. In his career, Schull averaged 14.8 points per game and grabbed more than 10 rebounds a contest. Schull graduated in 1966 and went to Europe to become one of Italy's best known and most popular pro players.

Year	G	FG-FGA	PCT	FT-FTA	PCT	RB-AVG	PTS-AVG
1963-64	25	—	—	—	—	179-7.2	323-12.9
1964-65	26	120-263	.456	85-128	.663	273-10.5	325-12.5
1965-66	25	155-302	.514	164-237	.687	317-12.7	474-19.0
Totals	76	—	—	—	—	769-10.1	1,122-14.8

1,000-Point Scorers



27. Lawrence McCray 1,111 pts. Center • 6-11 • 210 • Pensacola, FL

A strong defensive performer, Lawrence McCray was also an effective offensive weapon. Mr. Basketball in the state of Florida in 1970, McCray averaged 14.7 points and nine rebounds per game in his FSU career.

Known as "Lurch" by his teammates, McCray was drafted by New Orleans in 1974.

Year	G	FG-FGA	PCT	FT-FTA	PCT	RB-AVG	PTS-AVG
1971-72	32	166-300	.554	52-89	.584	263-8.2	384-12.0
1972-73	26	170-293	.580	41-71	.577	242-9.3	381-14.7
1973-74	26	156-303	.514	34-63	.540	254-9.8	346-13.3
Totals	84	492-896	.549	127-223	.569	759-9.0	1,111-14.7



28. Larry Warren 1,108 pts. Guard • 6-4 • 190 • Lake Worth, FL

Another of FSU's many Florida Mr. Basketball honorees, Larry Warren was also a junior college All-American. Known for his great play in big games, Warren averaged 14.2 points a game in his FSU career. Warren's junior college coach was fellow 1,000-point club member Jim Oler.

Year	G	FG-FGA	PCT	FT-FTA	PCT	RB-AVG	PTS-AVG
1973-74	26	179-395	.453	82-103	.796	161-6.2	440-16.9
1974-75	25	172-363	.474	56-72	.778	139-5.6	400-16.0
1975-76	27	122-311	.392	24-37	.649	102-3.8	268-9.9
Totals	78	473-1,069	.442	162-212	.764	402-5.2	1,108-14.2



29. Mitchell Wiggins 1,067 pts. Guard • 6-4 • 185 • Grifton, NC

An FSU All-American, Mitchell Wiggins was one of the most potent scoring threats to wear the Garnet and Gold. With a career scoring average of 23.2 points per game, he leads all Seminoles in that category.

Wiggins was the first FSU player to win the Metro Conference scoring title. He was a first team All-Metro selection in 1981-82 and lead the conference in rebounding from the guard position. Wiggins participated on the U.S. National team at the 1982 World Championships. Drafted by the Indiana Pacers in 1983 Wiggins wound up in Chicago then moved on to Houston and Philadelphia of the NBA.

Year	G	FG-FGA	PCT	FT-FTA	PCT	RB-AVG	PTS-AVG
1981-82	22	223-388	.574	77-102	.754	213-9.7	523-23.8
1982-83	24	216-410	.527	112-147	.762	196-8.2	544-22.7
Totals	46	439-798	.550	189-249	.759	409-8.9	1,067-23.2



30. Michael Polite 1,066 pts. Forward • 6-7 • 215 • Daytona Beach, FL

Michael Polite overcame Guillain-Barre syndrome as a sophomore to have a productive career. He led FSU in rebounding his final two seasons and averaged at least 13 points per game as a junior and senior.

Year	G	FG-FGA	PCT	FT-FTA	PCT	RB-AVG	PTS-AVG
1987-88	30	69-117	.590	50-70	.714	115-3.8	188-6.3
1988-89	6	10-20	.500	6-17	.353	23-3.8	26-2.3
1989-90	31	156-268	.582	117-173	.676	262-8.5	433-14.0
1990-91	32	144-305	.472	124-190	.653	273-8.5	419-13.1
Totals	99	379-710	.534	297-450	.660	673-6.8	1,066-10.8



31. Pee Wee Barber 1,062 pts. Guard • 5-11 • 175 • Harrisonburg, VA

A bump and run guard who never slowed down, Pee Wee Barber played big for his size. In 1985-86 he led the Seminoles in scoring (16.8 points per game), assists (5.0 per game), and steals (1.8 per game). He was also named to the Metro Conference All-Tournament team in 1986. Pee Wee, whose given name is Norwood, was drafted by the Portland Trailblazers in 1987.

Year	G	FG-FGA	PCT	FT-FTA	PCT	RB-AVG	PTS-AVG
1985-86	29	204-402	.507	78-102	.765	69-2.5	486-16.8
1986-87	30	191-400	.478	122-152	.803	69-2.3	576-19.2
Totals	59	395-802	.493	200-254	.787	138-2.4	1,062-18.0



32. Rodney Dobard 1,058 pts. Forward • 6-9 • 210 • Delray Beach, FL

Rodney Dobard was no stranger to highlight films performing acrobatic fast break dunks and amazing put back slams. He holds the Seminole record for games played with 122. The most accurate big man in FSU history, Dobard ranks second in field goal percentage. On defense, Dobard owns the Florida State record for the most blocked shots in a season with 111 and career with 240.

Year	G	FG-FGA	PCT	FT-FTA	PCT	RB-AVG	PTS-AVG
1989-90	29	38-68	.559	12-23	.522	82-2.8	88-3.0
1990-91	29	110-193	.570	27-50	.540	150-5.2	247-8.5
1991-92	29	138-221	.624	43-72	.597	195-6.7	319-11.0
1992-93	35	170-297	.572	64-98	.653	214-6.1	404-11.5
Totals	122	456-779	.585	146-243	.601	641-5.3	1,058-8.7



33. LaMarr Greer 1,022 pts. Guard/Forward • 6-5 • 225 • Cape May, NJ

One of the most versatile players in FSU history, LaMarr Greer started his first two seasons at point guard before moving to the wing for his last two years. He ranks among Florida State's all-time top 10 in five categories.

Year	G	FG-FGA	PCT	FT-FTA	PCT	RB-AVG	PTS-AVG
1994-95	26	55-136	.404	12-16	.750	76-2.9	146-5.6
1995-96	27	91-203	.448	53-83	.639	93-3.4	253-9.4
1996-97	32	91-213	.427	49-80	.613	124-3.9	269-8.4
1997-98	32	127-321	.396	57-76	.750	145-4.5	354-11.1
Totals	117	364-873	.417	171-255	.671	438-3.7	1,022-8.7



34. Wayne Smalls 1,016 pts. Guard • 6-2 • 225 • Camden, NJ

Best known for his outside shooting ability, Wayne Smalls was one of the most consistent players to come off of the bench for Florida State. As a senior, Smalls hit 84 percent from the free throw line to rank among the nation's best.

Year	G	FG-FGA	PCT	FT-FTA	PCT	RB-AVG	PTS-AVG
1973-74	26	105-244	.430	23-30	.767	54-2.1	233-9.0
1974-75	26	141-314	.449	33-43	.767	68-2.6	315-12.1
1975-76	25	82-160	.513	20-31	.645	22-0.9	184-7.4
1976-77	27	129-289	.446	26-31	.838	86-3.1	284-10.5
Totals	104	457-1,007	.454	102-135	.756	230-2.2	1,016-9.8

Field Goals

FIELD GOALS MADE

GAME

Name	Date	FGM
1. Ron King vs. Georgia Southern	Feb. 11, 1971	21
2. Ron King at Pan American	Dec. 23, 1970	17
Ron King vs. Miami	Jan. 8, 1971	17
David Thompson vs. South Alabama	Jan. 22, 1977	17
Mitchell Wiggins at San Diego State	Dec. 24, 1982	17
6. Dave Fedor vs. Miami	Jan. 16, 1960	16
Larry Warren vs. Marshall	Dec. 7, 1974	16
Murray Brown at Auburn	Dec. 4, 1978	16
Alton Lee Gipson vs. Tampa	Nov. 26, 1984	16
10. Dave Fedor vs. Rollins	Feb. 11, 1960	15
Ray Swain at Tampa	Feb. 26, 1962	15
Reggie Royals vs. UC-Irvine	Jan. 30, 1971	15
Mitchell Wiggins vs. Florida	Jan. 11, 1982	15
Doug Edwards vs. DePaul	Feb. 23, 1992	15
Bob Sura vs. Lafayette	Jan. 2, 1994	15

SEASON

Player	FG Made	Year
1. Ron King	262	1970-71
2. Alton Lee Gipson	260	1983-84
3. Tony Dawson	243	1988-89
4. Bob Sura	241	1992-93
5. Micky Dillard	239	1979-80
Ron King	239	1971-72
7. Murray Brown	237	1978-79
8. Alton Lee Gipson	236	1984-85
9. Sam Cassell	234	1992-93
10. Murray Brown	230	1979-80
David Thompson	230	1976-77
12. Doug Edwards	224	1992-93
13. Mitchell Wiggins	223	1981-82
14. Harry Davis	217	1977-78
15. Mitchell Wiggins	216	1982-83
Jim Oler	216	1955-56

CAREER

Name	Years	FGM
1. Bob Sura	1991-95	731
2. James Collins	1993-97	645
3. Mickey Dillard	1976-81	640
Harry Davis	1974-78	640
5. Doug Edwards	1990-93	621
6. Dave Fedor	1959-62	585
Randy Allen	1984-87	585
8. Dave Cowens	1967-70	582
9. Reggie Royals	1970-73	580
10. David Thompson	1975-78	571
11. Murray Brown	1976-80	566
12. George McCloud	1985-89	529
Jim Oler	1952-56	529
14. Ham Wernke	1951-55	508
15. Chuck Graham	1989-94	503

FIELD GOALS ATTEMPTED

GAME

Name	Date	FGA
1. Ham Wernke vs. Tampa	Feb. 14, 1953	37
2. Rick Benson vs. Beloit	Mar. 9, 1955	32
Ron King vs. Georgia Southern	Feb. 11, 1971	32
4. Ian Morrison at Tampa	Feb. 27, 1967	31
5. Burt Deckel at Furman	Dec. 14, 1957	30
Don Bates at Stetson	Feb. 21, 1959	30



Mitchell Wiggins made 17 field goals against San Diego State on Dec. 29, 1982. His 17 field goals are tied for the second best single-game effort in school history. Wiggins scored a near-career high 36 points in the game.

Game (continued)

Name	Date	FGA
7. Don Bates at Auburn	Dec. 17, 1958	29
Ron King vs. Miami	Jan. 8, 1971	29
9. Rick Benson vs. Georgia Teachers	Mar. 1, 1955	28
Hugh Durham vs. Auburn	Dec. 29, 1958	28
David Thompson at Jacksonville	Jan. 26, 1977	28
David Thompson vs. UNC-Charlotte	Jan. 29, 1977	28

SEASON

Player	FG Attempted	Year
1. Ron King	558	1971-72
2. Bob Sura	533	1992-93
3. Ron King	521	1970-71
4. Alton Lee Gipson	497	1983-84
5. David Thompson	495	1976-77
6. Don Bates	495	1958-59
7. Alton Lee Gipson	489	1984-85
8. Rick Benson	471	1954-55
9. Jim Oler	470	1955-56
10. Sam Cassell	466	1992-93
11. George McCloud	462	1988-89
12. Ham Wernke	461	1954-55
13. Tony Dawson	460	1988-89
14. Mickey Dillard	458	1979-80
15. Burt Deckel	457	1957-58

CAREER

Name	Years	FGA
1. Bob Sura	1991-95	1626
2. James Collins	1993-97	1433
3. Ham Wernke	1951-55	1308
4. Jim Oler	1952-56	1303
5. Mickey Dillard	1976-81	1248
6. Hugh Durham	1956-59	1230
7. David Thompson	1975-78	1213
8. Randy Allen	1984-87	1196
9. Doug Edwards	1990-93	1194
10. Reggie Royals	1970-73	1181
11. Dave Fedor	1959-62	1174

Field Goals

THREE-POINT FIELD GOALS MADE

GAME

Name	Date	3FGM
1. George McCloud at LaSalle	Feb. 23, 1989	10
2. James Collins vs. Connecticut	Mar. 25, 1997	8
3. Adrian Crawford at Temple	Dec. 14, 1998	7
Sam Cassell vs. South Florida	Dec. 30, 1992	7
James Collins vs. Tulane	Dec. 10, 1994	7
Adrian Crawford at Vanderbilt	Dec. 9, 2000	7
7. Terrell Baker vs. Auburn	Dec. 6, 1998	6
Aubry Boyd at Jacksonville	Feb. 16, 1991	6
Sam Cassell at Wake Forest	Jan. 11, 1992	6
Sam Cassell vs. Georgia Tech	Feb. 15, 1992	6
Sam Cassell at Clemson	Jan. 20, 1993	6
LaRae Davis vs. Southern Miss.	Feb. 28, 1987	6
LaRae Davis at South Carolina	Mar. 6, 1987	6
Tharon Mayes vs. Stetson	Dec. 22, 1989	6
George McCloud vs. Alabama State	Feb. 24, 1988	6
George McCloud vs. Florida	Dec. 3, 1988	6
George McCloud vs. Jacksonville	Jan. 11, 1989	6
George McCloud vs. Arkansas	Jan. 18, 1989	6

SEASON

Name	Year	3FGM
1. George McCloud	1988-89	115
2. LaRae Davis	1986-87	80
3. James Collins	1996-97	75
4. Bob Sura	1992-93	73
5. James Collins	1994-95	72
George McCloud	1987-88	72
Pee Wee Barber	1986-87	72
8. James Collins	1995-96	69
9. Adrian Crawford	1998-99	64
10. Sam Cassell	1991-92	58
Tharon Mayes	1989-90	58
Adrian Crawford	2000-01	58
13. Aubry Boyd	1990-91	55



James Collins is Florida State's all-time leader in 3-point field goals made with 255. He was a member of the Seminoles' NIT finalist team in 1997.

CAREER

Name	Years	3FGM
1. James Collins	1993-97	255
2. Bob Sura	1991-95	214
3. George McCloud	1986-89	201
4. Adrian Crawford	1999-01	135
5. Tharon Mayes	1987-90	128
6. LaMarr Greer	1994-98	123
7. Delvon Arrington	1999-02	120
8. Chuck Graham	1985-89	115
9. Ron Hale	1996-00	111
10. Sam Cassell	1991-93	108
11. Aubry Boyd	1987-91	93
12. Antwuan Dixon	1999-00	83
13. LaRae Davis	1985-87	80
14. Derrick Carroll	1992-95	77
15. Terrell Baker	1997-99	76
16. Charlie Ward	1990-94	74

FIELD GOAL PERCENTAGE

GAME (Minimum 10 Attempts)

Name	Date	Pct.
1. Doug Edwards vs. UNC-Asheville	Jan. 2, 1992	1.000 (10-10)
2. Murray Brown at Auburn	Dec. 4, 1978	.941 (16-17)
3. Tharon Mayes vs. Southern Miss.	Jan. 7, 1989	.928 (13-14)
4. Mitchell Wiggins at San Diego State	Dec. 26, 1982	.895 (17-19)
5. Irving Thomas vs. Southern Miss.	Jan. 6, 1990	.875 (14-16)
6. Tony Dawson vs. Central Florida	Dec. 28, 1988	.867 (13-15)
7. Sam Cassell at Clemson	Jan. 20, 1993	.857 (12-14)
8. LaMarr Greer vs. Arizona	Dec. 23, 1997	.846 (11-13)
9. Damos Anderson vs. Jacksonville	Nov. 27, 1999	.833 (10-12)
10. Rodney Dobard vs. Wake Forest	Feb. 10, 1993	.818 (9-11)
11. Damos Anderson vs. Duke	Feb. 17, 1999	.800 (8-10)
Tony Dawson vs. Penn State	Dec. 17, 1988	.800 (12-15)
Tony Dawson vs. Virginia Tech	Mar. 1, 1989	.800 (12-15)
Kirk Luchman vs. Howard	Nov. 26, 1995	.800 (8-10)

SEASON

Name	Year	FGM-FGA	Pct.
1. Murray Brown	1978-79	237-343	.691
2. Murray Brown	1979-80	230-356	.646
3. Harry Davis	1975-76	143-224	.638
4. William Williams	1969-70	185-291	.636
5. Kirk Luchman	1995-96	97-155	.626
6. Rodney Dobard	1991-92	138-221	.624
7. Jan Gies	1968-69	80-129	.620
8. Kris Anderson	1976-77	65-105	.619
9. Jerome Fitchett	1985-86	126-205	.615
10. Jerome Fitchett	1984-85	74-121	.612
11. Damos Anderson	1998-99	115-190	.605

CAREER

Name	Years	FGM-FGA	Pct.
1. Murray Brown	1976-80	566-847	.668
2. Rodney Dobard	1989-93	456-769	.593
3. Elvis Rolle	1979-81	365-619	.589
4. Kris Anderson	1976-81	371-633	.586
5. Harry Davis	1974-78	640-1095	.585
6. Jerome Fitchett	1984-88	388-677	.573
7. Jan Gies	1967-70	245-428	.572
8. Greg Grady	1972-75	300-532	.564
9. Willie Williams	1968-70	268-482	.556
10. Tat Hunter	1984-88	273-493	.554

Field Goals

THREE-POINT SHOTS ATTEMPTED

GAME Name	Date	3FGA
1. George McCloud at LaSalle	Feb. 23, 1989	17
2. George McCloud vs. Louisville	Feb. 16, 1989	14
3. George McCloud vs. Memphis State	Feb. 1, 1989	13
George McCloud vs. Iowa	Mar. 18, 1988	13
Derrick Carroll at South Florida	Dec. 11, 1993	13
Bob Sura vs. Temple	Dec. 20, 1992	13
James Collins at Clemson	Feb. 17, 1996	13
Adrian Crawford at Vanderbilt	Dec. 9, 2000	13
9. George McCloud vs. Louisville	Mar. 12, 1989	12
Aubry Boyd vs. LaSalle	Dec. 9, 1990	12
Bob Sura vs. North Carolina	Feb. 27, 1993	12
Derrick Carroll vs. Temple	Dec. 20, 1992	12
Sam Cassell at North Carolina	Jan. 27, 1993	12
James Collins vs. Florida	Feb. 20, 1995	12
James Collins vs. Wake Forest	Jan. 6, 1996	12
James Collins vs. Clemson	Jan. 11, 1997	12
James Collins at NC State	Feb. 26, 1997	12
James Collins vs. Connecticut	Mar. 25, 1997	12

SEASON

Name	Year	3FGA
1. George McCloud	1988-89	262
2. Bob Sura	1992-93	220
3. James Collins	1996-97	203
4. James Collins	1995-96	199
5. Aubry Boyd	1990-91	178
6. LaRae Davis	1986-87	175
7. Adrian Crawford	2000-01	166
8. Sam Cassell	1991-92	164
Bob Sura	1993-94	164
James Collins	1994-95	164
11. Adrian Crawford	1998-99	161
Pee Wee Barber	1986-87	161
Tharon Mayes	1989-90	161
14. LaMarr Greer	1997-98	147

CAREER

Name	Years	3FGA
1. Bob Sura	1991-95	771
2. James Collins	1993-97	686
3. George McCloud	1985-89	468
4. LaMarr Greer	1994-98	380
5. Adrian Crawford	1999-01	375
6. Ron Hale	1996-00	339
7. Delvon Arrington	1999-00	352
8. Chuck Graham	1989-94	331
9. Sam Cassell	1991-93	295
10. Aubry Boyd	1987-91	244
11. Antwuan Dixon	1999-00	243
12. Terrell Baker	1997-99	237
Tharon Mayers	1987-90	237
14. Charlie Ward	1990-94	229
15. Derrick Carroll	1992-95	191

THREE-POINT PERCENTAGE

GAME (Minimum 3 Attempts) Name	Date	PCT
1. Adrian Crawford vs. Duke	Jan. 4, 2001	1.000 (3-3)
Adrian Crawford at North Carolina	Feb. 22, 2001	1.000 (4-4)
Antwuan Dixon vs. Binghamton	Dec. 21, 2000	1.000 (4-4)
Delvon Arrington vs. Virginia	Feb. 17, 2001	1.000 (3-3)
James Collins vs. South Florida	Nov. 29, 1994	1.000 (7-7)
Sam Cassell vs. Tulane	Mar. 20, 1993	1.000 (7-7)
Sam Cassell at Clemson	Jan. 20, 1993	1.000 (6-6)
Geoff Brower at North Carolina	Feb. 24, 1996	1.000 (5-5)
Tharon Mayes vs. Monmouth	Feb. 2, 1988	1.000 (5-5)
Adrian Crawford vs. Wake Forest	Jan. 20, 1999	1.000 (4-4)
George McCloud at South Carolina	Feb. 14, 1987	1.000 (4-4)
Bob Sura vs. UNC-Asheville	Jan. 2, 1992	1.000 (3-3)
LaMarr Greer vs. SW Louisiana	Nov. 22, 1996	1.000 (3-3)
LaMarr Greer vs. Arizona	Dec. 23, 1997	1.000 (3-3)
15. Tharon Mayes vs. Memphis State	Jan. 13, 1988	.833 (5-6)
Derrick Carroll vs. Tulane	Dec. 10, 1994	.833 (5-6)
James Collins vs. Florida	Dec. 16, 1995	.833 (5-6)
Adrian Crawford vs. Furman	Dec. 4, 2000	.833 (5-6)

SEASON

Name	Year	PCT
1. Tony Dawson	1987-88	.460 (46-100)
2. Charlie Ward	1991-92	.458 (22-48)
3. LaRae Davis	1986-87	.457 (80-175)
4. George McCloud	1987-88	.453 (72-159)
5. Pee Wee Barber	1986-87	.447 (72-161)
6. George McCloud	1988-89	.439 (115-262)
James Collins	1994-95	.439 (72-164)
8. Damous Anderson	1999-00	.430 (52-121)
9. Adrian Crawford	1998-99	.398 (64-161)
10. Bob Sura	1991-92	.388 (38-98)
11. Delvon Arrington	1999-00	.382 (29-76)
Sam Cassell	1992-93	.382 (50-131)

CAREER

Name	Years	PCT
1. LaRae Davis	1985-87	.457 (80-175)
2. Pee Wee Barber	1985-87	.447 (72-161)
3. George McCloud	1985-89	.429 (201-468)
4. Damous Anderson	1998-00	.412 (54-131)
5. Tony Dawson	1987-89	.388 (71-183)
6. James Collins	1993-97	.372 (248-365)
7. Sam Cassell	1991-93	.366 (108-295)
8. Derrick Carroll	1992-95	.361 (77-213)
9. Adrian Crawford	1999-01	.360 (135-375)
10. Chuck Graham	1989-94	.347 (115-331)
11. Tharon Mayes	1987-90	.345 (82-237)
12. Antwuan Dixon	1999-02	.342 (83-243)
13. Bob Sura	1991-95	.334 (214-640)



Murray Brown is the Seminoles' all-time career leader with a .668 field goal percentage. He also holds the single season mark (.691 during the 1979 season) and shot a career-high .941 against Auburn Dec. 4, 1978.

Free Throws

FREE THROWS MADE

GAME

Name	Date	FTM
1. Jim Oler at Rollins	Feb. 16, 1955	22
Jim Oler vs. Morningside	Dec. 16, 1955	22
3. Jim Oler vs. Montana State	Mar. 7, 1955	16
Bob Sura vs. South Florida	Nov. 29, 1994	16
5. Hugh Durham vs. Georgia	Jan. 2, 1958	15
Hugh Durham vs. Stetson	Jan. 19, 1957	15
7. Hugh Durham vs. Murray State	Dec. 7, 1957	14
Hugh Durham at Kentucky	Dec. 1, 1958	14
Elvis Rolle vs. Marquette	Mar. 1, 1981	14
Mitchell Wiggins at Virginia Tech	Jan. 15, 1983	14
Pee Wee Barber vs. Southern Miss.	Feb. 28, 1987	14
Chuck Graham vs. Jacksonville	Nov. 26, 1991	14
Doug Edwards vs. Clemson	Feb. 8, 1992	14

SEASON

Name	Year	FTM
1. Jim Oler	1955-56	311
2. Jim Oler	1954-55	221
3. Gary Schull	1965-66	164
4. Hugh Durham	1958-59	162
5. Hugh Durham	1956-57	155
Murray Brown	1978-79	155
7. George McCloud	1988-89	154
8. Mickey Dillard	1979-80	151
Mickey Dillard	1980-81	151
10. Doug Edwards	1992-93	144

CAREER

Name	Years	FTM
1. Jim Oler	1952-56	762
2. Bob Sura	1991-95	454
3. Mickey Dillard	1976-81	448
4. Hugh Durham	1956-59	441
5. Ham Wernke	1951-55	393
6. Doug Edwards	1990-93	362
7. Murray Brown	1976-80	338
8. Gary Schull	1963-66	316
9. Dave Cowens	1967-70	315
George McCloud	1985-89	315

FREE THROWS ATTEMPTED

GAME

Name	Date	FTA
1. Jim Oler vs. Morningside	Dec. 16, 1955	30
2. Jim Oler at Rollins	Feb. 16, 1955	29
Gary Schull at Memphis State	Feb. 5, 1966	29
4. Hugh Durham vs. Georgia	Jan. 2, 1958	20
5. Murray Brown vs. Tulane	Jan. 29, 1979	19
6. Terrell Baker vs. Murray State	Dec. 30, 1998	18
Jim Oler vs. Stetson	Dec. 18, 1954	18
9. Elvis Rolle vs. Marquette	Mar. 1, 1981	18
Jim Oler vs. Montana State	Mar. 7, 1955	17
Jim Oler at Miami	Feb. 26, 1955	17
Chuck Graham vs. Jacksonville	Nov. 26, 1991	17
Sam Cassell vs. Jacksonville	Nov. 26, 1991	17
Ron Hale vs. Florida	Nov. 19, 1999	17

SEASON

Name	Year	FTA
1. Jim Oler	1954-55	380
2. Jim Oler	1955-56	350
3. Gary Schull	1965-66	237
4. Murray Brown	1978-79	218
5. Hugh Durham	1956-57	213
6. Hugh Durham	1958-59	201
7. Mickey Dillard	1979-80	197
8. Elvis Rolle	1980-81	195
9. Mickey Dillard	1980-81	190
Michael Polite	1990-91	190

CAREER

Name	Years	FTA
1. Jim Oler	1952-56	975
2. Bob Sura	1991-95	696
3. Mickey Dillard	1976-81	583
4. Hugh Durham	1956-59	569
5. Ham Wernke	1951-55	533
6. Murray Brown	1976-80	483
7. Ron Hale	1996-00	474
8. Dave Cowens	1967-70	464
9. Gary Schull	1963-66	461
10. Doug Edwards	1990-93	458

FREE THROW PERCENTAGE

SEASON

Name	Year	FTM-FTA	Pct.
1. Ken Macklin	1969-70	51-57	.895
2. Brad Johnson	1987-88	41-46	.891
3. George McCloud	1988-89	154-176	.875
4. Jerry Shirley	1963-64	59-68	.868
5. Ron Harris	1969-70	46-54	.852
6. Granville Arnold	1983-84	85-101	.842
7. Ron Malmen	1964-65	58-69	.841
8. Randy Cable	1967-68	42-50	.840
9. Wayne Smalls	1976-77	26-31	.838
10. Tharon Mayes	1989-90	105-126	.833
11. Adam Waleskowski	2001-02	25-31	.806
12. Ron Hale	1998-99	108-135	.800

CAREER

Name	Years	FTM-FTA	Pct.
1. Granville Arnold	1982-85	161-197	.817
2. Jerry Shirley	1962-65	161-198	.813
3. Terrell Baker	1998-99	99-124	.798
4. Pee Wee Barber	1985-87	197-250	.788
5. Tharon Mayes	1987-90	200-255	.784
6. Jim Oler	1952-56	762-975	.782
7. Dave Fedor	1959-62	283-363	.780
LaRae Davis	1985-87	96-123	.780
9. George McCloud	1985-89	315-405	.779
10. Hugh Durham	1956-59	441-569	.777
11. Vince Martello	1982-84	130-168	.774
12. Terrell Baker	1997-99	189-246	.768

Rebounds

MOST REBOUNDS – GAME

Name	Date	Rebounds
1. Rick Benson vs. Florida Southern	Feb. 7, 1955	32
2. Dave Cowens vs. LSU	Dec. 16, 1967	31
3. Dave Cowens at The Citadel	Jan. 2, 1968	30
4. Dave Fedor vs. Rollins	Feb. 11, 1960	28
5. Gary Schull vs. Jacksonville	Feb. 10, 1966	27
Dave Cowens vs. Stetson	Feb. 10, 1969	27
7. Don Boltz vs. Stetson	Feb. 21, 1959	26
Dave Cowens vs. Hawaii	Jan. 23, 1969	26
9. Dave Cowens vs. Clemson	Jan. 22, 1970	25
10. Don Boltz vs. Miami	Jan. 17, 1959	23
Dave Cowens vs. Florida Southern	Feb. 10, 1968	23
Lawrence McCray vs. Connecticut	Jan. 6, 1973	23

SEASON AVERAGE

Name	Year	Rebounds	Avg.
1. Dave Cowens	1968-69	437	17.5
2. Rick Benson	1954-55	451	17.3
3. Dave Cowens	1969-70	447	17.2
4. Dave Cowens	1967-68	456	16.9
5. Dave Fedor	1959-60	400	16.0
6. Reggie Royals	1970-71	390	15.0
7. Dave Fedor	1960-61	336	14.0
8. Gary Schull	1965-66	317	12.7
9. Don Boltz	1957-58	303	12.1
10. Reggie Royals	1971-72	351	11.0

500-REBOUND CLUB

Name	Years	Games	Avg.	Rebounds
1. Dave Cowens	1967-70	78	17.2	1340
2. Reggie Royals	1970-73	84	11.9	1006
3. Dave Fedor	1959-62	72	13.5	969
4. Greg Grady	1972-76	100	7.9	793
5. Doug Edwards	1990-93	93	8.5	788
6. Gary Schull	1963-66	76	10.1	769
7. Tat Hunter	1985-89	117	6.5	759
Lawrence McCray	1971-74	84	9.0	759
9. Corey Louis	1994-98	107	7.1	755
10. Harry Davis	1974-78	108	6.8	734
11. Randy Allen	1984-87	115	6.3	725
12. Kris Anderson	1976-81	107	6.7	714
Bob Sura	1991-95	119	6.0	714
14. Michael Polite	1987-91	99	6.8	673
15. Rodney Dobard	1989-93	122	5.2	641
16. Murray Brown	1976-80	106	6.0	638
17. David Thompson	1975-78	83	7.5	619
18. Don Boltz	1957-59	48	11.8	567
19. Kirk Luchman	1993-97	111	5.0	552
20. Willie Williams	1968-70	52	10.3	534
Ray Swain	1959-60	72	11.6	534
22. Rowland Garrett	1969-72	76	6.9	525
23. Andre Reid	1990-95	121	4.2	505
24. Elvis Rolle	1980-82	59	8.2	502

Assists

GAME


Name	Date	Assists
1. Otto Petty vs. South Alabama	Jan. 19, 1972	16
Tony William vs. Jacksonville	Feb. 12, 1983	16
3. Otto Petty at Pan American	Dec. 23, 1970	15
Otto Petty vs. Samford	Jan. 16, 1971	15
Carlton Byrd vs. Stetson	Feb. 12, 1977	15
Tony Jackson vs. Ala.-Birmingham	Feb. 20, 1980	15
7. Otto Petty vs. Biscayne	Dec. 3, 1970	14
Otto Petty vs. Northwestern	Dec. 23, 1972	14
Wayne Smalls vs. Cal. State-Bakersfield	Dec. 18, 1974	14
10. Delvon Arrington at Georgia Tech	Jan. 9, 1999	13
Otto Petty vs. Seton Hall	Feb. 3, 1973	13
Otto Petty vs. Stetson	Jan. 17, 1973	13
Carlton Byrd vs. South Florida	Feb. 9, 1974	13
Tony William vs. Monmouth College	Mar. 5, 1984	13

SEASON

Name	Year	Assists
1. Otto Petty	1970-71	227
2. Tony William	1983-84	215
3. Tony Jackson	1979-80	213
4. Otto Petty	1972-73	202
5. Kerry Thompson	1996-97	184
6. Delvon Arrington	1999-00	182
Delvon Arrington	2001-02	182
8. Delvon Arrington	1998-99	181
9. Otto Petty	1971-72	173
11. Kerry Thompson	1997-98	172
11. Dean Shaffer	1984-85	171
12. Sam Cassell	1992-93	170
13. Tony Jackson	1977-78	166
14. Carlton Byrd	1976-77	159

CAREER

Name	Years	Assists
1. Delvin Arrington	1999-02	688
2. Otto Petty	1970-73	602
3. Tony Jackson	1976-80	550
4. Tony William	1981-84	482
5. Bob Sura	1991-95	435
6. Carlton Byrd	1973-77	401
7. Charlie Ward	1990-94	396
8. LaMarr Greer	1994-98	361
9. Kerry Thompson	1996-98	356
10. Skip Young	1968-71	320
11. Dean Shaffer	1983-85	318
12. Mickey Dillard	1976-81	313
13. George McCloud	1985-89	299



Dave Cowens, considered to be the greatest player in school history, is the Seminoles' all-time leader in rebounds with 1,340. He averaged 17.5 rebounds during his career and took Florida State to the NCAA Tournament for the first time during the 1968 season.

Steals

GAME


Name	Date	Steals
1. Bob Sura at Georgia Tech	Mar. 2, 1995	9
Charlie Ward vs. South Carolina	Mar. 2, 1991	9
Tony William vs. Memphis State	Feb. 26, 1983	9
4. Charlie Ward at Wake Forest	Jan. 11, 1992	8
5. Bob Sura vs. UNC-Greensboro	Dec. 30, 1993	7
Dean Shaffer vs. Louisville	Feb. 6, 1984	7
Kerry Thompson vs. Butler	Dec. 30, 1996	7
Tony William at New Mexico	Jan. 2, 1983	7
9. Delvon Arrington at Clemson	Feb. 23, 2002	7
10. Terrell Baker at Jacksonville	Dec. 17, 1998	6
Tony William vs. Florida	Jan. 11, 1982	6
Tony William vs. Louisville	Jan. 30, 1982	6
Joe Farrar vs. Tulane	Feb. 6, 1985	6
George McCloud vs. Stetson	Jan. 12, 1987	6
Michael Polite vs. Louisville	Jan. 14, 1990	6
Charlie Ward vs. NC State	Mar. 13, 1992	6
James Collins vs. UNC-Greensboro	Dec. 30, 1993	6
Chuck Graham vs. Virginia	Feb. 6, 1994	6
James Collins vs. NC State	Feb. 14, 1996	6
James Collins vs. Rice	Nov. 29, 1996	6
Delvon Arrington at Georgia Tech	Jan. 27, 2001	6

SEASON

Name	Year	Steals
1. Sam Cassell	1992-93	97
2. Dean Schaffer	1984-85	81
3. Terrell Baker	1998-99	80
4. Charlie Ward	1991-92	75
Tony William	1982-83	75
6. Tony Jackson	1977-78	73
7. Charlie Ward	1990-91	71
Kerry Thompson	1996-97	71
9. Dean Schaffer	1983-84	70
10. Tony William	1981-82	66
11. Tony Jackson	1979-80	65
Bob Sura	1993-94	65
13. Delvon Arrington	1998-99	64
14. Delvon Arrington	2001-02	61
15. Kerry Thompson	1997-98	60
16. Terrell Baker	1997-98	59

CAREER

Name	Years	Steals
1. Charlie Ward	1990-94	236
2. Delvon Arrington	1999-02	225
3. Bob Sura	1991-95	209
4. Tony William	1982-84	203
5. Tony Jackson	1977-80	196
6. James Collins	1993-97	191
7. Sam Cassell	1991-93	153
8. Dean Schaffer	1984-86	151
9. Terrell Baker	1997-99	139
10. Mickey Dillard	1977-81	136
LaMarr Greer	1994-98	136
12. Tharon Mayes	1988-90	132
13. Kerry Thompson	1996-98	131
14. Doug Edwards	1990-93	123



Dave Fedor (above) ranks third in school history with 969 career rebounds. He played in 72 career games and averaged 13.5 rebounds per game. He was the Seminoles' first-ever NBA Draft choice in 1962 by the San Francisco Warriors.

Delvon Arrington (right) became the Seminoles' all-time career leader in assists during the 2001-02 season. He broke the previous record as Florida State defeated No. 1 ranked Duke, Jan. 6, 2002, at the Leon County Civic Center. Arrington was credited with 688 assists during his four-year career.

Blocks

GAME

Name	Date	Blocks
1. Andre Reid vs. Bethune-Cookman	Dec. 5, 1993	9
Corey Louis vs. Maryland	Jan. 10, 1995	9
3. Andre Reid vs. UNC-Greensboro	Dec. 30, 1993	8
4. Rodney Dobard vs. Auburn	Dec. 3, 1989	7
5. Andre Reid vs. FAU	Dec. 1, 1993	6
Andre Reid vs. Texas Southern	Nov. 27, 1990	6
Tat Hunter vs. Southern Miss.	Feb. 3, 1988	6
Rodney Dobard vs. South Florida	Dec. 18, 1990	6
Rodney Dobard vs. Louisville	Jan. 12, 1991	6
Rodney Dobard vs. Memphis State	Feb. 21, 1991	6
Randell Jackson vs. Marist	Dec. 28, 1996	6
Randell Jackson vs. Virginia	Feb. 28, 1998	6
David Anderson vs. Duke	Jan. 16, 2000	6

SEASON

Name	Year	Blocks
1. Rodney Dobard	1992-93	111
2. Corey Louis	1994-95	74
3. Alton Lee Gipson	1983-84	55
4. Andre Reid	1993-94	54
5. Corey Louis	1997-98	50
6. Rodney Dobard	1990-91	47
Alton Lee Gipson	1984-85	47

Season (cont.)

Name	Year	Blocks
Elvis Rolle	1980-81	47
9. Rodney Dobard	1991-92	46
Randell Jackson	1996-97	46
11. Doug Edwards	1992-93	44
Mike Mathews	2000-01	44
13. Corey Louis	1995-96	43

CAREER

Name	Years	Blocks
1. Rodney Dobard	1989-93	240
2. Corey Louis	1994-98	197
3. Andre Reid	1990-95	161
4. Doug Edwards	1990-93	121
5. Randell Jackson	1995-98	113
6. Randy Allen	1984-87	103
7. Alton Lee Gipson	1983-85	102
8. Elvis Rolle	1979-81	89
9. Jerome Fitchett	1984-88	86
10. Mike Mathews	2001-Present	78
11. Ron Hale	1996-00	77
12. Murray Brown	1977-80	58
13. David Anderson	2000-02	55
14. Tat Hunter	1986-89	53
15. Karim Shabazz	1997-98	52

Games Played

CAREER

Name	Years	Games
1. Rodney Dobard	1989-93	122
2. Andre Reid	1990-95	121
3. Ron Hale	1996-00	120
4. Bob Sura	1991-95	119
5. Jerome Fitchett	1984-88	118
Chuck Graham	1989-94	118
Delvon Arrington	1999-02	118

Name	Years	Games
8. LaMarr Greer	1994-98	117
George McCloud	1985-89	117
Tat Hunter	1985-89	117
11. Maurice Myrick	1981-85	116
Aubry Boyd	1987-91	116
13. Randy Allen	1984-87	115
Mickey Dillard	1976-80	115

Year-By-Year All-Time Individual Statistics

1951-52

Player	Home: 2-7		Away: 1-10		Neutral: 2-3		PF	Pts.-Avg.
	G	FGM-FGA	Pct.	FT-FTA	Pct.	PF		
McLaughlin	25	119-352	.338	61-106	.575	93	299-12.0	
Whitner	23	94-315	.295	88-121	.727	81	276-12.0	
Westhafer	25	87-278	.313	35-56	.625	53	209-8.4	
Fischer	22	77-226	.341	24-54	.444	76	178-8.1	
Gordon	15	62-173	.358	24-41	.585	38	148-9.9	
Quinn	22	43-181	.238	18-33	.545	82	104-4.7	
Benson	17	36-123	.293	10-25	.400	38	82-4.8	
Wenke	5	20-71	.282	17-23	.739	18	57-11.4	
Pence	18	10-45	.222	8-12	.667	15	28-1.6	
Hardesty	8	10-36	.278	4-7	.571	15	24-3.0	
Burst	9	5-26	.192	2-2	1.00	17	12-1.4	
Richardson	5	3-17	.176	1-2	.500	8	7-1.4	
Others	—	19-82	.232	9-23	.391	34	47-—	
FSU	25	585-1925	.304	301-505	.596	568	1471-—	
Opponents	—	—	—	—	—	—	—	

1952-53

Player	Home: 7-1		Away: 3-10		Neutral: 1-0		PF	Pts.-Avg.
	G	FGM-FGA	Pct.	FT-FTA	Pct.	PF		
Wenke	22	167-422	.396	134-193	.694	71	468-21.3	
Westhafer	22	127-391	.325	52-75	.693	65	306-13.9	
Oler	20	52-139	.374	90-118	.763	50	194-9.7	
Gordon	22	67-196	.342	30-60	.500	63	164-7.5	
Benson	21	48-168	.286	34-55	.618	56	130-6.2	
Richardson	19	46-142	.324	21-37	.568	37	113-5.9	
Wold	15	28-60	.467	34-61	.557	37	90-6.0	
Burst	17	15-78	.192	17-30	.567	39	47-2.3	
Dellaban	12	18-66	.273	8-10	.800	19	44-3.7	
Attmeier	10	7-20	.350	6-9	.667	12	20-2.0	
Pence	8	3-11	.273	4-5	.800	5	10-1.3	
*Others	—	21-71	.296	19-41	.463	24	61-—	
FSU	22	599-1764	.339	449-694	.690	462	1647-74.9	
Opponents	22	621-1717	.362	436-725	.601	439	1678-76.3	

1954-55

Player	Home: 12-0		Away: 8-2		Neutral: 2-2		Reb.-Avg.	PF	Pts.-Avg.
	G	FGM-FGA	Pct.	FT-FTA	Pct.	PF			
Oler	26	164-414	.396	221-289	.765	76	76-2.9	65	549-21.1
Wenke	26	190-461	.412	132-169	.781	81	130-5.0	81	512-19.7
Benson	26	170-471	.361	92-147	.626	45	451-17.4	83	432-16.6
Attmeier	26	121-397	.305	97-127	.764	88	276-10.6	88	339-13.0
Wold	25	59-156	.378	90-124	.726	214	214-8.6	81	208-8.3
Williams	26	49-112	.438	23-45	.511	194	194-7.5	64	121-4.7
Burst	14	12-56	.214	17-24	.708	14	14-1.0	18	41-2.9
Twomey	15	10-34	.294	17-30	.567	28	28-1.9	13	38-2.5
Waits	15	9-28	.321	10-11	.909	22	22-1.5	9	28-1.9
Wursbach	11	6-18	.333	5-7	.714	12	12-1.1	10	17-1.5
Patton	13	4-13	.308	3-7	.429	1	1-0.1	8	11-0.8
*Others	—	0-4	.000	0-2	.000	4	4-—	2	—
FSU	26	794-2164	.367	707-982	.720	1422	1422-54.6	522	2295-88.3
Opponents	26	756-2059	.367	539-826	.653	1061	1061-40.8	578	2051-78.9

1956-57

Player	Home: 5-5		Away: 3-11		Neutral: 1-1		Reb.-Avg.	PF	Pts.-Avg.
	G	FGM-FGA	Pct.	FT-FTA	Pct.	PF			
Durham	26	117-438	.404	155-213	.728	116	53	509-19.6	
Waits	25	131-336	.389	101-126	.802	118	75	363-14.5	
Strom	26	90-175	.514	62-95	.640	237	74	242-9.3	
Garcia	25	73-239	.306	77-99	.777	50	48	223-8.9	
Williams	26	67-175	.383	43-78	.551	234	62	177-6.8	
Ward	24	57-153	.373	15-30	.500	76	35	129-5.4	
Gregory	24	51-137	.372	18-33	.545	81	64	120-5.0	
Twomey	18	26-92	.283	42-62	.677	70	29	94-5.2	
Westhafer	21	17-42	.405	19-33	.576	44	19	53-2.5	
Williams, J	18	9-36	.250	6-11	.545	12	10	24-1.3	
Casteele	11	6-28	.214	5-19	.263	53	27	17-1.5	
FSU	26	704-1862	.380	543-799	.679	1091	496	1951-75.1	
Opponents	26	763-1981	.396	545-805	.677	1446	482	2061-79.3	

Year-By-Year All-Time Individual Statistics

1958-59

Record: 8-15

Player	G	Home: 7-3		Away: 1-10		Neutral: 0-2		Reb.-Avg.	PF	Pts.-Avg.
		FGM-FGA	Pct.	FT-FTA	Pct.	FGM-FGA	Pct.			
Durham	23	171-415	.412	162-201	.806	86-3.7	57	504-21.9		
Bates	23	179-495	.362	76-101	.752	102-4.4	75	434-18.9		
Liteky	23	70-176	.398	59-83	.711	115-5.0	74	199-8.7		
Tinsley	21	68-146	.466	27-61	.443	148-7.0	56	163-7.8		
Savage	23	68-196	.347	32-67	.478	131-5.7	67	168-7.3		
Boltz	23	52-153	.340	45-74	.608	264-11.5	95	149-6.5		
Rocher	14	30-85	.353	13-30	.433	85-6.1	24	73-5.2		
Williams	20	19-59	.322	12-14	.857	19-1.0	22	50-2.5		
Archer	13	6-16	.375	5-8	.625	17-1.3	11	17-1.3		
Woodward	13	3-13	.231	4-4	1.000	0-0.0	3	10-0.8		
Hohne	5	1-4	.250	1-2	.500	1-0.2	2	3-0.6		
Hobbs	1	0-0	.000	0-1	.000	0-0.0	0	0-0.0		
FSU	23	667-1758	.379	436-646	.675	1195-52.0	486	1770-77.0		
Opponents	23	698-1684	.414	479-699	.685	1312-57.1	455	1875-81.5		

1960-61

Record: 14-10

Player	G	Home: 8-1		Away: 6-7		Neutral: 0-2		Reb.-Avg.	PF	Pts.-Avg.
		FGM-FGA	Pct.	FT-FTA	Pct.	FGM-FGA	Pct.			
Fedor	24	185-365	.507	86-107	.804	336-14	70	456-19.0		
Swain	24	168-313	.537	82-124	.661	188-7.8	69	418-17.4		
Long	22	83-179	.464	27-48	.563	81-3.7	60	193-8.8		
Davis	24	44-117	.376	78-102	.765	68-2.8	53	166-6.9		
Ashworth	23	45-137	.328	31-43	.721	57-2.5	53	121-5.3		
Coogle	22	36-80	.450	41-64	.641	64-2.9	45	113-5.1		
Edney	18	21-57	.368	34-56	.607	28-1.6	22	76-4.2		
Smith	10	15-34	.441	8-12	.667	18-1.8	17	38-3.8		
Others	—	75-185	.405	55-78	.705	78-	62	205-		
FSU	24	672-1467	.458	442-634	.697	1054-43.9	451	1786-74.4		
Opponents	24	629-1501	.419	411-629	.653	1023-42.6	467	1669-69.5		

1961-62

Record: 15-8

Player	G	Home: 8-3		Away: 4-7		Neutral: 3-0		Reb.-Avg.	PF	Pts.-Avg.
		FGM-FGA	Pct.	FT-FTA	Pct.	FGM-FGA	Pct.			
Fedor	23	186-356	.522	98-125	.734	233-10.1	53	470-20.4		
Swain	23	157-274	.573	62-91	.681	171-7.4	63	376-16.3		
Long	23	128-260	.492	53-74	.716	95-4.1	69	309-13.4		
Ricketts	21	62-112	.554	47-72	.653	62-2.9	32	171-8.1		
Ashworth	23	44-109	.404	28-40	.700	54-1.2	45	116-5.0		
Davis	22	39-95	.411	25-39	.641	49-2.2	45	103-4.7		
Reeves	17	31-57	.544	20-35	.571	46-2.7	16	82-4.8		
Ek	16	22-41	.537	7-12	.583	22-1.4	11	51-3.2		
Dale	12	21-46	.457	8-10	.800	11-0.9	25	50-4.2		
Coogle	12	11-22	.500	12-23	.522	13-1.1	15	34-2.8		
Edney	9	8-14	.571	3-4	.750	8-0.9	9	19-2.1		
FSU	23	709-1,386	.452	363-525	.691	897-39.0	383	1,781-77.4		
Opponents	23	615-1,458	.422	337-482	.699	930-40.4	430	1,567-68.1		

1962-63

Record: 15-10

Player	G	Home: 8-3		Away: 4-7		Neutral: 3-0		Reb.-Avg.	PF	Pts.-Avg.
		FGM-FGA	Pct.	FT-FTA	Pct.	FGM-FGA	Pct.			
Long	24	159-351	.511	77-109	.706	123-5.1	70	395-16.5		
Shirley	25	118-235	.502	49-60	.750	199-9.9	67	281-11.2		
Rogers	25	106-228	.469	57-85	.671	114-4.6	62	269-10.8		
Reeves	24	70-130	.538	48-87	.552	115-4.8	32	188-7.8		
Huge	25	79-192	.406	20-36	.556	126-5.1	78	176-7.1		
Dale	24	37-135	.422	17-28	.607	53-2.2	69	131-5.5		
Gonzalez	17	30-67	.448	21-41	.512	48-2.4	23	81-4.8		
Ek	20	27-65	.415	13-23	.565	68-2.4	13	67-3.4		
Ricketts	6	18-37	.486	20-26	.769	18-3.0	16	56-9.3		
Winter	13	18-50	.360	7-9	.778	8-0.6	14	43-3.3		
Lovell	21	19-51	.373	4-9	.444	33-1.6	22	42-2.0		
Coogle	2	6-12	.500	0-1	.000	5-2.5	5	12-6.0		
Giswald	7	1-2	.500	1-4	.250	3-0.4	5	3-0.4		
FSU	25	707-1512	.467	330-517	.638	1047-41.9	448	1744-69.8		
Opponents	25	599-1434	.418	482-678	.717	977-39.1	421	1680-67.2		

1966-67

Record: 11-15

Player	G	Home: 7-3		Away: 4-12		Neutral: 0-0		Reb.-Avg.	PF	Pts.-Avg.
		FGM-FGA	Pct.	FT-FTA	Pct.	FGM-FGA	Pct.			
Glenn	25	177-376	.471	36-45	.800	184-7.4	50	390-15.6		
Hogan	26	143-292	.490	85-115	.739	81-3.1	59	372-14.3		
Morrison	26	117-303	.386	62-81	.765	70-2.7	80	296-11.4		
Stewart	26	102-229	.445	73-113	.646	108-4.2	98	277-10.7		
Dunford	26	92-182	.505	51-84	.607	197-7.6	103	235-9.0		
Doyle	24	45-91	.495	41-66	.621	83-3.5	59	131-5.5		
Ross	25	23-62	.371	33-44	.750	84-3.4	45	179-7.2		
Murphy	24	15-44	.341	19-30	.633	49-2.0	34	49-2.0		
Summers	7	3-5	.600	0-1	.000	3-0.43	1	6-0.86		
Campbell	3	0-6	.000	0-0	.—	6-2.0	2	0-0.0		
Others	5	4-8	.500	2-2	1.000	7-1.4	4	10-2.0		
FSU	26	721-1596	.452	402-581	.672	1037-39.9	533	1844-71.0		
Opponents	26	725-1634	.444	486-702	.692	1200-50.0	455	1936-74.5		

1967-68

Record: 19-8

Player	G	Home: 12-1		Away: 5-5		Neutral: 2-2		Reb.-Avg.	PF	Pts.-Avg.
		FGM-FGA	Pct.	FT-FTA	Pct.	FGM-FGA	Pct.			
Covens	27	206-383	.538	96-131	.733	456-17.0	103	508-18.8		
Hogan	27	168-348	.483	91-110	.827	60-2.2	64	427-15.8		
Gies	27	128-231	.555	86-108	.796	221-8.2	54	342-12.7		
Stewart	27	103-223	.462	60-82	.732	93-3.4	88	266-9.9		
Dunford	27	96-189	.508	48-80	.600	222-8.2	86	240-8.9		
Klay	27	99-220	.450	24-34	.706	98-3.6	44	222-8.2		
Cable	26	62-126	.492	42-50	.840	26-1.0	36	166-6.4		
Deputy	27	53-123	.431	24-40	.600	46-1.7	27	130-4.8		
Ross	23	23-66	.361	16-26	.615	7-0.5	11	42-2.8		
Reynolds	15	13-36	.361	5-5	1.000	24-1.4	7	15-0.9		
Doyle	17	5-13	.385	0-0	.000	0-0	1	2-0.67		
Barrow	3	1-2	.500	0-0	.000	0-0	1	2-0.67		
FSU	27	956-1960	.490	526-722	.730	1388-51.4	561	2438-90.3		
Opponents	27	793-1911	.415	532-736	.723	1134-42.0	534	2118-78.4		

1968-69

Record: 18-8

Player	G	Home: 10-3		Away: 6-5		Neutral: 2-0		Reb.-Avg.	PF	AT	Pts.-Avg.
		FGM-FGA	Pct.	FT-FTA	Pct.	FGM-FGA	Pct.				
Covens	25	202-384	.526	104-164	.634	437-17.5	76	71	508-20.3		
Young	26	157-336	.467	76-102	.745	115-4.5	75	155	390-15.0		
Hogan	26	155-335	.463	56-80	.700	55-2.1	64	78	366-14.1		
Klay	25	94-198	.475	27-36	.750	93-3.7	50	24	215-8.6		
Williams	26	83-191	.435	37-71	.521	249-9.6	76	23	211-8.1		
Gies	26	80-129	.620	40-62	.645	128-4.9	55	21	200-7.7		
Cable	26	48-114	.421	29-40	.725	15-0.6	17	20	125-4.8		
Burt	23	46-124	.371	18-37	.486	81-3.5	44	18	110-4.8		
Bush	19	41-88	.466	13-21	.619	39-2.0	20	17	97-5.1		
Reynolds	13	11-36	.306	2-4	.500	12-0.9	4	7	24-1.8		
Macomber	12	5-12	.417	2-5	.400	11-0.9	6	0	12-1.0		
Macklin	7	3-15	.200	4-8	.500	7-1.0	3	2	10-1.4		
Kimrey	4	0-3	.000	3-4	.750	1-0.3	0	0	3-0.8		
FSU	26	925-1965	.471	412-633	.651	1336-51.4	494	436	2260-86.9		
Opponents	26	774-1708	.453	498-688	.724	1039-40.0	467	308	2056-79.1		

1969-

Year-By-Year All-Time Individual Statistics

1972-73

Record: 18-8		Home: 11-1			Away: 2-3			Neutral: 5-4		
Player	G	FGM-FGA	Pct.	FT-FTA	Pct.	Reb.-Avg.	PF	AT	Pts.-Avg.	
Royals	26	193-382	.510	44-68	.647	265-10.2	75	81	430-16.5	
McCray	26	170-293	.580	41-71	.577	242-9.3	77	9	381-14.7	
Cole	26	138-283	.488	28-40	.700	75-2.9	67	77	304-11.7	
Clyde	19	111-216	.514	25-37	.676	131-6.9	50	37	247-13.0	
Petty	25	86-209	.411	32-50	.640	55-2.2	69	202	204-8.2	
Johnson	26	86-172	.500	27-47	.574	155-6.0	32	23	199-7.7	
Gay	22	45-104	.433	14-30	.467	83-3.8	3	26	101-4.6	
Grady	21	38-58	.655	23-42	.548	73-3.5	17	7	99-4.7	
King	6	41-91	.451	8-13	.615	17-3.3	10	8	90-15.0	
Burke	22	27-63	.429	5-6	.833	17-0.8	14	39	59-2.7	
Stitt	2	2-7	.286	0-0	—	2-1.0	0	0	4-2.0	
Brownyard	5	1-5	.200	0-0	—	0-0.0	2	0	2-0.4	
Perkins	3	0-2	.000	0-0	—	1-0.3	0	1	0-0.0	
FSU	26	938-1886	.498	244-401	.608	1250-48.0	452	513	2120-81.6	
Opponents	26	779-1817	.429	302-427	.707	1022-39.3	443	367	1860-71.5	

1973-74

Record: 18-8		Home: 10-0			Away: 2-5			Neutral: 6-3		
Player	G	FGM-FGA	Pct.	FT-FTA	Pct.	Reb.-Avg.	PF	AT	Pts.-Avg.	
Warren	26	179-395	.453	82-103	.796	161-6.2	78	68	440-16.9	
Cole	26	158-365	.433	34-47	.723	80-3.1	61	96	350-13.5	
McCray	26	156-303	.514	34-63	.540	254-9.8	89	14	346-13.3	
Grady	26	115-209	.551	45-65	.692	230-9.6	51	24	275-10.6	
Smalls	26	105-244	.430	23-30	.767	54-2.1	48	43	235-9.0	
Perkins	26	98-203	.482	34-51	.667	207-8.0	62	20	230-8.8	
Harris	26	65-138	.508	48-59	.814	50-1.9	68	69	178-6.8	
Byrd	26	58-132	.439	27-37	.730	39-1.5	35	91	143-5.5	
Aldridge	14	13-31	.419	13-16	.813	18-1.4	4	5	39-2.8	
Chasse	14	16-26	.615	3-12	.250	24-1.7	10	3	35-2.5	
Burke	6	6-12	.500	0-0	—	4-0.7	0	2	12-2.0	
Harrison	4	2-3	.667	2-5	.400	5-0.8	-1	1	6-1.5	
Brownyard	4	0-1	.000	2-3	.667	0-0.0	2	1	2-0.5	
Abraham	4	0-3	.000	0-0	—	2-0.5	0	0	0-0.0	
Stitt	1	0-0	—	0-0	—	0	0	0	0-0.0	
FSU	26	971-2055	.472	347-491	.707	1230-47.3	509	436	2289-88.0	
Opponents	26	856-1903	.444	333-487	.684	1100-42.3	544	342	2045-78.8	

1974-75

Record: 18-8		Home: 15-1			Away: 3-7			Neutral: 0-0		
Player	G	FGM-FGA	Pct.	FT-FTA	Pct.	Reb.-Avg.	PF	AT	Pts.-Avg.	
Warren	25	172-363	.474	56-72	.778	139-5.6	82	60	406-16.0	
Grady	26	154-265	.581	37-65	.569	267-10.3	72	23	345-13.3	
Smalls	26	141-314	.449	33-43	.767	68-2.6	61	110	315-12.1	
Perkins	26	126-255	.494	49-79	.620	191-7.3	70	42	301-11.6	
Davis	26	104-185	.562	27-41	.659	147-5.7	53	34	235-9.0	
Harris	26	91-179	.508	41-61	.672	80-3.1	77	73	223-8.6	
Mann	25	58-117	.496	16-25	.640	59-2.4	53	17	132-5.3	
Byrd	26	52-108	.481	23-41	.561	15-0.6	30	60	127-4.9	
Chasse	19	17-31	.548	8-18	.444	38-2.0	12	6	42-2.2	
Stitt	12	12-26	.462	0-1	.000	2-0.2	2	0	24-2.0	
Gilbert	6	2-2	1.000	3-7	.429	1-0.2	0	0	7-1.2	
Harrison	4	2-5	.400	0-2	.000	6-1.5	2	0	4-1.0	
Brodie	4	1-8	.125	1-1	1.000	6-1.5	3	0	3-0.8	
FSU	26	932-1858	.502	294-456	.645	1099-42.3	571	425	2158-83.0	
Opponents	26	766-1732	.442	330-474	.696	1019-39.2	521	335	1862-71.6	

1975-76

Record: 21-6		Home: 13-0			Away: 6-3			Neutral: 2-3		
Player	G	FGM-FGA	Pct.	FT-FTA	Pct.	Reb.-Avg.	PF	AT	Pts.-Avg.	
Thompson	27	166-356	.466	58-78	.744	203-7.5	65	52	390-14.4	
Davis	27	143-224	.638	45-71	.634	167-6.2	80	65	331-12.3	
Warren	27	122-311	.392	24-37	.649	102-3.8	58	52	268-9.9	
Grady	27	94-176	.534	32-48	.667	203-7.5	66	25	220-8.1	
Harris	27	86-174	.494	44-58	.759	70-2.6	71	53	216-8.0	
Allen	26	89-169	.527	37-50	.740	79-3.0	63	28	215-8.3	
Byrd	26	84-167	.503	40-55	.727	35-1.3	41	91	208-8.0	
Smalls	25	82-160	.513	20-31	.645	22-0.9	39	45	184-7.4	
Perkins	27	69-166	.416	34-58	.586	126-4.7	59	24	172-6.4	
Smith	20	21-39	.538	16-21	.762	51-2.6	41	24	58-2.9	
Kundid	6	0-7	.000	0-0	—	3-0.5	2	0	0-0.0	
FSU	27	956-1949	.491	350-507	.690	1168-43.3	585	459	2264-83.9	
Opponents	27	751-1668	.450	360-540	.667	980-36.3	538	361	1862-68.9	

1976-77

Record: 16-11		Home: 8-2			Away: 4-5			Neutral: 4-4		
Player	G	FGM-FGA	Pct.	FT-FTA	Pct.	Reb.-Avg.	PF	AT	Pts.-Avg.	
Thompson	27	230-495	.464	40-69	.579	205-7.5	83	29	500-18.5	
Davis	27	176-310	.567	50-92	.543	212-7.8	100	39	402-14.8	
Byrd	27	147-285	.515	96-116	.827	41-1.5	55	159	390-14.4	
Smalls	27	129-289	.446	26-31	.838	86-3.1	71	75	284-10.5	
Smith	27	76-173	.439	32-50	.640	141-5.2	96	58	184-6.8	
Anderson	27	65-105	.619	31-52	.596	140-5.1	56	23	161-5.9	
Dillard	25	53-110	.481	40-61	.655	29-1.1	53	35	146-5.8	
Brown	18	38-50	.760	18-28	.642	47-2.6	22	1	94-5.2	
Jackson	19	8-24	.333	12-22	.545	13-0.6	13	21	28-1.4	
Kuhl	12	5-11	.454	4-4	1.000	19-1.5	13	3	14-1.1	
Kundid	1	0-0	.000	1-2	.500	0-0.0	0	1	1-1.0	
Velica	7	3-7	.428	0-4	.000	2-0.2	1	1	6-0.8	
Others	5	15-29	.517	11-16	.687	20-4.0	17	2	41-8.2	
FSU	27	945-1888	.500	361-547	.659	1056-39.1	580	447	2251-83.3	
Opponents	27	839-1735	.482	405-563	.719	1190-38.1	559	381	2083-77.1	

1977-78

Record: 23-6		Home: 10-1			Away: 7-2			Neutral: 6-3				
Player	G	Min.	FG-FGA	Pct.	FT-FTA	Pct.	Reb.-Avg.	PF-DQ	AT	BL	ST	Pts.-Avg.
Davis, H	28	941	217-376	.577	112-178	.629	208-7.4	73-2	36	14	34	546-19.5
Thompson, D	29	850	175-362	.483	49-69	.710	211-7.2	83-1	28	13	52	399-13.7
Dillard, M	29	961	153-282	.542	92-119	.773	74-2.5	92-3	64	8	31	398-13.7
Harris, E	28	724	153-314	.487	33-51	.647	85-3.0	73-9	56	2	40	339-12.1
Anderson, K	29	905	93-167	.556	49-60	.816	193-6.6	72-1	66	11	26	235-8.1
Brown, M	28	402	61-98	.622	46-65	.707	111-3.9	49-1	4	14	5	168-6.0
Jackson, T	29	864	68-193	.352	36-64	.562	79-2.7	58-0	166	1	73	172-5.9
Mann, H	27	281	49-117	.418	10-41	.243	55-2.1	50-1	4	2	7	108-4.0
Smith, J	23	113	14-21	.666	4-9	.444	26-1.1	12-0	9	0	2	32-1.4
Cox, J	2	6	0-5	.000	2-2	1.000	3-3	1-0	0	0	0	2-1.0
Kuhl, D	8	24	0-5	.000	5-11	.454	13-1.6	3-0	0	0	2	5-0.6
Parks, B	9	23	1-6	.166	3-7	.428	9-1.0	1-0	3	0	4	5-0.6
Bozeman, J	10	28	2-8	.250	1-4	.250	7-0.7	3-0	0	0	2	5-0.5
Others	—	3	0-3	.000	2-3	.666	5-1.0	0-0	0	0	0	2-0.7
FSU	29	5825	986-1957	.503	444-683	.650	1161-40.0	576-12	408	67	276	2416-83.3
Opponents	29	5825	861-1875	.459	368-532	.691	1045-36.0	621-23	282	75	191	2090-72.0

1978-79

Record: 19-10		Home: 9-1			Away: 7-7			Neutral: 3-2				
Player	G	Min.	FG-FGA	Pct.	FT-FTA	Pct.	Reb.-Avg.	PF-DQ	AT	BL	ST	Pts.-Avg.
Brown	29	1010	237-343	.691	155-218	.711	242-8.3	92-4	20	25	22	629-21.7
Anderson	24	775	105-179	.587	66-81	.815	117-7.3	70-1	29	10	17	276-11.5
Clemson	29	432	122-270	.452	30-79	.379	127-4.4	68-4	29	13	42	294-10.1
Jackson	29	1039	106-261	.377	44-84	.524	72-2.5	88-4	158	0	58	256-8.8
Bozeman	29	616	94-207	.454	36-55	.655	89-3.1	97-1	19	5	23	224-7.7
Parks	29	736	80-160	.500	48-60	.800	42-1.5	80-3	97	3	32	208-7.2
Mann	29	518	72-161	.447	23-42	.548	96-3.3	71-2	10	2	16	167-5.8
Tookey	25	244	31-68	.456	11-19	.579	67-2.7	40-0	6	3	5	73-2.9
Kuhl	11	62	15-19	.789	2-2	1.000	10-0.9	12-0	2	0	2	32-2.9
Cox	7	21	4-7	.571	7-9	.778	2-0.3	1-1	2	0	2	15-2.1
Collinsworth	6	24	3-7	.429	5-7	.714	8-1.3	2-0	1	0	0	11-1.8
Dillard	2	66	13-26	.500	14-16	.875	8-4.0	5-0	5	0	4	40-20.0
FSU	29	5875	882-1728	.510	461-672	.686	1022-35.2	637-23	379	61	223	2225-76.7
Opponents	29	5875	829-1656	.501	476-674	.706	889-30.7	626-35	316	84	193	2134-73.6

1979-80

Year-By-Year All-Time Individual Statistics

1982-83

Record: 14-14 Home: 8-5 Away: 4-7 Neutral: 2-2

Player	G-GS	Min.	FGM-FGA	Pct.	FT-FTA	Pct.	Reb-Avg	PF-DQ	AST	Pts-Avg
Wiggins, M	24-24	873	216-410	.527	112-147	.762	196-8.2	82-5	39	544-22.7
Martello, V	22-22	664	122-244	.500	63-82	.768	120-5.4	68-5	35	307-13.9
William, T	28-27	970	158-340	.465	50-70	.714	48-1.7	62-1	156	356-13.1
Johnson, M	28-15	746	93-173	.538	53-82	.646	122-4.4	78-2	25	239-8.5
Arnold, G	27-16	551	72-140	.514	57-74	.770	70-2.6	59-3	25	201-7.4
Myrick, M	28-7	495	56-119	.471	36-53	.679	76-2.7	56-4	24	148-5.3
Speights, D	22-6	292	23-69	.333	35-51	.686	55-2.5	33-1	5	81-3.7
Miles, B	26-7	420	24-60	.400	19-24	.792	61-2.3	56-3	14	67-2.6
Phillip, R	27-10	296	25-63	.397	18-32	.563	59-2.2	67-2	7	68-2.6
Watson, R	22-1	176	8-29	.276	11-12	.916	12-0.5	17-0	17	27-1.2
Wilkes, S	10-0	16	2-7	.286	0-1	.000	4-0.4	7-0	2	4-0.4
FSU	28	5675	826-1716	.481	470-653	.719	958-34.2	602	353	2122-75.8
Opponents	28	5675	845-1665	.507	473-656	.721	954-34.1	597	374	2163-77.3



Terrell Baker, who is ranked 10th in school history with 139 career steals, was credited with 80 steals during the 1998-99 season. His 80 steals is the third best single-season total in school history.

1983-84

Record: 20-11 Home: 13-3 Away: 5-7 Neutral: 2-1

Player	G-GS	Min.	FGM-FGA	Pct.	FT-FTA	Pct.	Reb-Avg	PF-DQ	AT	TO	BL	ST	Pts-Avg	
Gipson, A	31-31	1086	350	.260	497	.523	106-173	613	74-0	19	47	55	21	626-20.2
Martello, V	31-31	956	30.8	180-322	.559	67-86	779	172-5.5	82-2	63	53	6	32	427-13.8
Shaffer, D	31-31	1025	33.1	132-230	.574	44-61	721	106-3.4	83-4	146	104	9	70	308-9.9
Allen, R	30-29	879	29.3	109-211	.517	37-73	507	148-4.9	99-6	6	35	23	25	255-8.5
William, T	28-27	996	35.6	103-201	.512	30-44	682	60-2.1	78-3	215	131	2	62	236-8.4
Arnold, G	31-1	415	13.4	55-102	.539	85-101	842	76-2.5	37-0	25	27	2	17	195-6.3
Myrick, M	30-1	333	11.1	43-91	.473	20-30	667	69-2.3	44-0	23	30	5	17	106-3.5
Speights, D	21-0	180	8.6	21-40	.525	11-18	511	49-2.3	25-0	9	21	0	2	53-2.5
Miles, B	17-0	125	7.3	12-22	.545	8-18	444	25-1.5	22-0	4	5	0	1	33-1.9
Farrar, J	25-4	185	7.4	15-38	.395	10-12	833	12-0.5	19-1	16	16	0	12	40-1.6
Johnson, M	12-0	48	4.0	4-12	.333	6-10	600	7-0.6	4-0	1	5	3	1	14-1.2
Watson, R	4-0	18	4.5	2-3	.667	1-2	500	2-0.5	1-0	7	2	0	1	5-1.1
FSU	31	6250	936-1769	.529	426-630	.676	999-32.2	569	534	477	105	261	2298-74.1	
Opponents	31	6250	867-1837	.472	395-602	.656	1025-33.1	587	440	487	59	208	2129-68.7	

1984-85

Record: 14-16 Home: 9-5 Away: 2-9 Neutral: 3-2

Player	G-GS	Min.	FGM-FGA	Pct.	FT-FTA	Pct.	Tot-Avg	PF-DQ	AT	TO	BL	ST	Pts-Avg	
Gipson, A	30-30	1040	35.0	236-489	.483	96-150	640	234-7.8	87-2	32	58	47	21	568-18.9
Allen, R	28-27	901	32.2	187-352	.531	62-101	614	190-6.8	83-4	14	43	28	37	436-15.6
Farrar, J	30-30	1005	33.5	138-271	.509	40-55	727	86-2.9	92-6	110	78	8	42	316-10.5
Shaffer, D	28-24	849	30.3	121-267	.453	49-74	662	96-3.4	88-4	171	84	6	81	292-10.4
Myrick, M	30-29	976	32.5	116-237	.489	70-101	693	186-6.2	88-5	75	69	16	46	302-10.1
Fitchett, J	29-5	661	22.8	74-121	.612	51-74	689	109-3.8	58-2	24	21	16	19	198-6.8
Speights, D	19-0	198	10.4	28-52	.538	30-45	667	68-3.6	20-0	12	24	2	6	86-4.5
Carter, R	14-0	53	3.8	10-23	.435	4-6	667	13-0.9	12-0	2	3	1	2	24-1.7
Mabry, T	23-0	123	5.3	9-25	.360	8-15	538	6-0.3	21-1	25	23	0	6	26-1.1
Martin, J	11-0	40	3.6	2-6	.333	3-3	1,000	7-0.6	5-0	0	2	0	0	7-0.6
FSU	30	6025	935-1877	.498	432-646	.669	1101-36.7	564	484	416	124	266	2302-76.7	
Opponents	30	6025	860-1854	.464	434-633	.686	1075-35.8	600	374	438	71	186	2154-71.8	

1985-86

Record: 12-17 Home: 11-4 Away: 0-12 Neutral: 1-1

Player	G-GS	Min.	FGM-FGA	Pct.	FT-FTA	Pct.	Tot-Avg	PF-DQ	AT	TO	BL	ST	Pts-Avg	
Barber, P.W.	29-26	933	32.2	204-402	.507	78-102	765	69-2.4	60-1	146	138	4	52	486-16.8
Allen, R	27-26	849	31.4	152-330	.461	67-112	598	163-6.2	88-6	18	47	30	32	371-13.7
Davis, L	25-24	784	31.4	129-237	.544	42-52	408	110-4.4	58-1	97	63	3	32	300-12.0
Fitchett, J	29-29	865	29.8	126-205	.615	43-61	705	130-4.5	62-1	31	54	24	30	295-10.2
Choice, R	24-9	571	23.8	88-182	.484	63-79	797	103-4.5	62-1	7	38	14	8	239-10.0
Shaffer, D	23-18	603	26.2	88-144	.472	41-58	707	98-4.3	78-5	85	58	9	30	177-7.7
Hunter, T	28-9	461	16.5	88-158	.557	14-32	438	130-4.6	57-1	9	22	6	12	190-6.8
McCloud, G	27-1	283	10.5	42-87	.483	31-49	633	49-1.8	35-0	26	44	2	13	115-4.4
Karasek, T	11-2	117	10.6	11-30	.367	7-10	700	20-1.9	18-1	5	8	1	2	29-2.6
Mabry, T	14-0	56	4.1	7-15	.467	16-18	889	6-0.4	7-0	8	6	0	3	30-2.2
Mateer, C	23-1	223	9.7	20-43	.465	6-11	545	46-2.0	34-0	29	31	0	11	46-2.0
Carter, R	13-0	45	3.5	10-22	.454	4-6	667	24-1.9	8-0	0	3	3	2	24-1.9
Larsen, E	4-0	10	2.5	0-3	.000	0-1	667	7-0.5	1-0	0	1	1	1	7-0.5
FSU	29	5800	945-1858	.509	414-593	.698	980-33.8	568	461	519	97	228	2304-79.4	
Opponents	29	5800	890-1899	.500	457-632	.723	1088-37.5	559	457	508	72	187	2357-81.3	

1986-87

Record: 19-11 Home: 14-2 Away: 2-8 Neutral: 2-1

Player	G-GS	Min.	FGM-FGA	Pct.	3P-3PA	Pct.	FT-FTA	Pct.	Reb-Avg	PF-DQ	AT	TO	BL	ST	Pts-Avg	
Barber, P.W.	30-29	1033	34.4	191-400	.478	72-161	447	122-15.2	803	69-2.3	77-2	144	102	4	38	576-19.2
Davis, L	30-28	957	31.9	150-311	.482	80-175	.457	54-71	.761	123-4.1	65-3	91	66	3	37	434-14.5
Allen, R	30-29	954	31.9	144-312	.462	0-2	.000	88-127	.693	235-7.8	98-3	28	35	22	22	376-12.6
Fitchett, J	30-24	835	27.8	135-236	.572	10-25	.400	59-72	.819	158-5.4	68-4	32	45	26	17	339-11.3
Choice, R	30-19	653	21.8	102-189	.540	0-2	.000	32-49	.653	126-4.2	76-0	6	44	22	16	236-7.9
McCloud, G	30-4	590	19.7	87-197	.442	14-47	.298	42-68	.618	126-4.2	57-0	43	53	2	4	230-7.7
Karasek, T	27-10	474	17.6	65-132	.492	0-0	.000	29-50	.580	104-3.9	76-2	7	45	1	5	159-5.9
Hunter, T	29-4	354	12.2	63-128	.492	0-0	.000	16-37	.432	111-3.8	49-0	4	21	8	10	142-4.9
Mateer, C	20-0	171	8.6	3-20	.150	2-14	.143	4-9	.444	11-0.6	14-0	25	21	0	8	12-0.6
Carter, R	7-0	20	2.9	2-10	.200	0-1	.000	2-2	1,000	5-0.7	7-0	0	2	0	1	6-0.9
MacPhee, J	5-0	9	1.8	0-5	.000	0-1	.000	0-1	.000	1-0.2	2-0	1	2	0	1	0-0.0
FSU	30	6050	942-1940	.486	178-428	.416	448-638	.702	1161-38.7	589-14	381	436	88	159	2510-83.7	
Opponents	30	6050	899-2026	.444	118-295	.400	435-632	.688	1153-38.4	598-24	330	426	93	153	2351-78.4	

Year-By-Year All-Time Individual Statistics

1987-88

Record: 19-11

Player	Home: 13-2			Away: 2-6			Neutral: 3-3			FF-FTA	Pct.	Reb-Avg.	PF-DQ	AT	TO	BL	ST	Pts.-Avg.
	G-GS	Min.-Avg.	FG-FGA	Pct.	3P-3PA	Pct.	FF-FTA	Pct.										
McCloud	30-30	902-30.1	193-403	.479	72-159	.453	88-112	.786	111-3.7	.69-3	105	85	6	34			546-18.2	
Dawson	30-29	904-30.1	212-393	.539	1-5	.200	111-153	.725	228-7.6	94-4	25	65	8	20			536-17.9	
Mayes	30-29	780-26.0	142-299	.475	46-100	.460	66-90	.733	83-2.8	89-4	62	61	2	45			396-13.2	
Hunter	30-30	868-28.9	122-207	.589	0-0	.000	37-71	.521	269-9.0	88-3	25	37	19	34			281-9.4	
Polite	30-11	505-16.8	69-117	.590	0-0	.000	50-70	.714	115-3.8	47-0	7	27	4	10			188-6.3	
Johnson	29-17	484-16.7	60-103	.582	9-23	.391	41-46	.891	48-1.6	29-0	48	24	0	14			170-5.9	
Fitchett	30-17	499-16.4	53-115	.461	16-33	.485	23-29	.793	88-2.9	40-0	19	28	20	16			145-4.8	
Mitchell	30-0	326-10.9	37-86	.430	0-0	.000	34-60	.567	19-0.7	41-1	37	33	0	10			108-3.6	
Boyd	28-0	248-8.9	24-57	.421	9-23	.391	18-26	.692	19-0.7	21-0	40	38	0	13			56-1.9	
White	30-0	324-10.8	20-47	.425	0-3	.000	16-44	.364	53-1.8	37-0	28	35	8	13			12-1.3	
Barnes	9-0	33-4.0	5-11	.454	1-6	.167	1-3	.333	4-0.4	3-0	3	2	0	1			15-0.9	
Fedor	16-0	89-6.2	6-19	.316	0-0	.000	3-11	.273	19-1.2	13-0	2	5	1	1			15-0.9	
FSU	30	6025	943-1857	.508	154-352	.437	488-715	.682	1147-38.2	571-15	401	430	69	214			2528-84.3	
Opponents	30	6025	865-1861	.465	138-401	.344	422-595	.709	957-31.9	627-19	365	450	94	193			2285-76.2	

1988-89

Record: 22-8

Player	Home: 13-2			Away: 8-3			Neutral: 1-3			FF-FTA	Pct.	Tot.-Avg.	PF-DQ	AT	TO	BL	ST	Pts.-Avg.
	G-GS	Min.-Avg.	FG-FGA	Pct.	3P-3PA	Pct.	FF-FTA	Pct.										
McCloud	30-28	1067-36	207-462	.448	115-262	.439	154-176	.875	109-3.6	70-1	125	97	6	53			683-22.8	
Dawson	30-30	1036-35	243-460	.528	25-83	.301	118-160	.738	206-6.9	96-4	20	79	5	32			629-21.0	
Mayes	23-19	645-28	126-229	.550	24-76	.316	29-39	.744	53-2.3	59-2	62	47	2	35			305-13.3	
Thomas	30-23	774-26	110-213	.516	0-1	.000	76-104	.731	192-6.4	92-3	22	49	18	23			296-9.9	
Hunter	30-30	835-28	122-214	.570	0-1	.000	28-45	.622	249-8.3	76-0	28	25	20	38			272-9.1	
Mitchell	28-15	679-24	84-166	.506	1-2	.500	78-120	.650	72-2.6	66-3	82	51	4	34			247-8.8	
Boyd	29-4	397-16	41-95	.432	8-25	.320	37-50	.740	55-2.2	39-0	29	23	4	19			127-5.1	
Polite	6-0	76-13	10-20	.500	0-0	.000	6-17	.353	23-3.8	5-0	2	3	1	1			26-4.3	
Wells	9-0	27-3	9-14	.643	0-1	.000	2-3	.667	18-1.6	6-0	1	1	0	0			20-2.2	
Johnson	27-0	158-6	13-38	.342	6-19	.316	16-19	.842	17-0.6	10-0	10	11	2	3			48-1.8	
White	28-0	217-8	18-25	.720	1-1	1.000	9-26	.346	41-1.5	29-0	20	17	8	11			46-1.6	
Hands	22-1	110-5	12-34	.353	1-3	.333	5-7	.714	9-0.4	7-0	8	12	0	2			30-1.4	
Barnes	9-0	18-2	4-8	.500	0-0	.000	2-4	.500	4-0.4	0-0	1	3	0	0			10-1.1	
Miles	6-0	11-2	0-2	.000	0-0	.000	0-0	.000	1-0.2	2-0	1	1	1	0			0-0.0	
FSU	30	6050	999-1980	.505	181-474	.382	560-770	.727	1116-37.2	557-13	411	419	71	251			2739-91.3	
Opponents	30	6050	957-1989	.481	141-385	.366	367-541	.678	1096-36.5	672-22	408	502	72	188			2422-80.7	

1989-90

Record: 16-15

Player	Home: 9-4			Away: 6-6			Neutral: 1-5			FF-FTA	Pct.	Reb-Avg.	PF-DQ	AT	TO	BL	ST	Pts.-Avg.
	G-GS	Min.-Avg.	FG-FGA	Pct.	3P-3PA	Pct.	FF-FTA	Pct.										
Mayes	24-23	874-36	198-414	.478	58-161	.360	105-126	.833	81-3.4	76-4	93	94	2	52			559-23.3	
Thomas	31-30	1073-35	207-430	.481	0-4	.000	105-151	.695	236-7.6	109-4	30	82	31	39			519-16.7	
Polite	31-31	967-31	156-268	.582	4-11	.364	117-173	.676	262-8.5	81-3	29	75	4	40			433-14.0	
Graham	31-20	775-25	126-269	.468	11-30	.367	51-69	.739	110-3.5	69-2	37	61	8	26			314-10.1	
Boyd	31-24	882-28	71-199	.357	21-66	.318	35-53	.660	121-3.9	71-0	73	71	7	34			198-6.4	
Copeland	29-27	486-17	22-73	.301	12-33	.364	47-62	.758	34-1.2	34-0	48	35	0	29			103-3.7	
Dobard	29-0	349-12	39-86	.455	0-0	.000	12-23	.522	82-2.8	31-1	6	21	0	6			88-3.0	
Miller	18-0	109-6	17-32	.531	8-15	.533	6-11	.545	9-0.5	5-0	8	4	0	0			48-2.7	
Hands	31-4	307-10	23-66	.348	1-10	.100	12-17	.706	30-1.0	22-0	20	32	0	13			59-1.9	
Wells	13-0	57-4	7-15	.467	0-2	.000	2-4	.500	4-0.3	4-0	0	4	0	1			16-1.2	
White	26-16	397-15	14-36	.389	0-3	.000	3-9	.333	66-2.5	48-0	41	30	8	12			31-1.2	
Miles	4-0	7-2	1-2	.500	1-1	1.000	0-1	.000	4-1.0	1-0	0	1	0	0			3-0.8	
Barnes	8-1	42-5	2-14	.143	1-7	.143	0-1	.000	1-0.1	2-0	4	3	0	2			5-0.6	
FSU	31	6325	882-1886	.468	117-343	.341	495-700	.707	1123-36.2	559-14	389	513	96	256			2376-76.6	
Opponents	31	6325	909-1903	.478	122-363	.336	401-570	.704	1048-33.8	620-25	486	481	100	206			2341-75.5	

1990-91

Record: 21-11

Player	Home: 12-2			Away: 4-8			Neutral: 5-1			FF-FTA	Pct.	Off-Def.	Tot.-Avg.	PF-DQ	AT	TO	BL	ST	Pts.-Avg.
	G-GS	Min.-Avg.	FG-FGA	Pct.	3P-3PA	Pct.	FF-FTA	Pct.											
Edwards, D	32-32	1046-33	200-385	.519	12-36	.333	112-158	.709	94-133	227-7.1	97-0	61	83	36	32			524-16.4	
Polite, M	32-31	930-29	144-305	.472	7-21	.333	124-190	.653	114-159	273-8.5	67-2	31	75	2	35			419-13.1	
Boyd, A	32-31	855-28	129-330	.391	55-178	.309	66-93	.710	26-67	93-2.9	69	68	4	36			379-11.8		
Graham, C	32-6	685-21	131-306	.428	36-104	.346	52-73	.712	41-45	86-2.7	73-1	30	43	7	25			350-10.9	
Dobard, R	29-27	709-24	110-193	.570	0-0	.000	27-50	.540	64-86	150-5.2	80-5	26	49	47	24			247-8.5	
Ward, C	30-21	715-24	81-178	.455	15-48	.313	62-87	.713	23-66	89-3.0	53-1	6	9	1	3			372-8.0	
Hands, L	13-0	70-5	14-31	.452	2-6	.333	7-13	.538	7-6	13-1.0	4-0	6	1	0			23-0.8		
Myers, D	32-8	462-14	23-51	.451	3-10	.300	36-44	.818	15-29	44-1.4	33-1	58	39	1	20			85-2.7	
White, D	29-0	286-10	31-64	.484	8-19	.421	4-20	.200	18-35	53-1.8	27-0	28	25	7	9			74-2.6	
Copeland, C	13-1	94-7	7-22	.318	3-12	.250	14-19	.737	1-6	7-0.5	13-0	9	12	0	7			31-2.4	
Salters, J	25-0	159-6	23-49	.469	0-1	.000	11-19	.579	17-22	39-1.6	24-1	8	10	5	6			57-2.3	
Reid, A	32-2	302-9	22-64	.344	0-1	.000	17-28	.607	26-62	88-2.8	56-0	5	16	34	5			61-1.9	
Nichols, M	6-0	26-4	3-7	.429	1-2	.500	4-9	.444	1-6	7-1.2	2-0	1	0	0			11-1.8		
Miller, R	14-1	56-4	6-16	.375	5-9	.556	6-6	1.000	6-3	9-0.6	3-0	5	3	0	2			23-1.6	
FSU	32	6424	924-2001	.462	147-446	.330	542-809	.670	453-725	1261-39.4	622	440	492	152	275			2537-79.3	
Opponents	32	6425	883-1995	.443	171-476	.359	492-703	.700	413-642	1161-36.3	652	441	503	93	231			2429-75.9	

Year-By-Year All-Time Individual Statistics

1992-93

Record: 25-10 Player	Home: 13-2			Away: 7-4			Neutral: 5-4			Pct.	Off-Def.	Tot.-Avg.	PF-DQ	AT	TO	BL	ST	Pts.-Avg.
	G-GS	Min.-Avg.	FG-FGA	Pct.	3P-3PA	Pct.	FT-FTA	Pct.										
Sura, B	34-34	1213-35.7	241-533	.452	73-220	.332	120-188	.638	81-128	209-6.1	87-2	92	129	7	54			675-19.9
Edwards, D	31-31	1085-35.0	224-424	.528	6-25	.240	114-158	.722	130-160	290-9.4	102-5	91	84	44	43			568-18.3
Cassell, S	35-35	1298-37.1	234-466	.502	90-131	.682	123-162	.759	47-105	152-4.3	110-7	170	98	10	97			641-18.3
Dobard, R	35-35	1105-31.6	170-297	.572	0-1	.000	64-98	.653	76-138	214-6.1	101-3	47	72	111	37			404-11.5
Ward, C	17-14	557-32.8	49-106	.462	16-50	.320	18-23	.697	9-36	45-2.6	32-0	22	45	21	12			157-4.6
Carroll, D	30-4	459-15.3	57-143	.399	26-79	.329	23-32	.697	25-52	77-2.6	70-1	2	4	18	3			114-3.5
Wells, B	34-10	548-16.1	66-131	.504	7-28	.250	18-34	.529	42-81	123-3.6	38-0	4	18	3	1			114-3.5
Robinson, M	33-1	307-9.3	47-82	.573	0-0	.000	20-35	.571	27-38	65-2.0	18-1	2	4	2	2			17-3.4
Reid, A	5-5	101-20.2	7-14	.500	0-0	.000	3-6	.500	10-11	21-4.2	22-0	20	22	1	15			96-3.3
Hands, L	29-6	304-10.5	37-81	.457	8-23	.348	14-29	.483	7-19	26-0.9	2-0	0	1	0	0			9-1.8
FSU	35	7125	1145-2315	.495	187-564	.332	543-807	.673	460-784	1376-39.3	606	584	554	210	322			3020-86.3
Opponents	35	7125	1170-2392	.450	220-587	.375	414-631	.656	551-790	1341-38.3	669	563	581	102	257			2788-79.7

1993-94

Record: 13-14 Player	Home: 10-4			Away: 2-9			Neutral: 1-1			Pct.	Off-Def.	Tot.-Avg.	PF-DQ	AT	TO	BL	ST	Pts.-Avg.
	G-GS	Min.-Avg.	FG-FGA	Pct.	3P-3PA	Pct.	FT-FTA	Pct.										
Sura, B	27-26	932-34.5	202-431	.469	52-164	.317	117-179	.654	79-134	213-7.9	67-2	121	112	19	65			573-21.2
Graham, C	24-17	658-27.4	103-247	.417	32-89	.360	34-50	.680	44-58	84-3.5	54-2	28	45	1	20			282-11.8
Carroll, D	4-4	92-23.0	18-38	.474	9-22	.409	9-23	.391	1-11	12-3.0	3-0	4	5	1	7			45-11.3
Collins, J	27-16	729-27.0	110-270	.407	39-120	.325	39-57	.684	46-58	104-3.9	58-1	62	62	7	37			298-11.0
Ward, C	16-16	574-35.9	61-167	.365	21-83	.253	25-40	.625	23-39	62-3.9	36-2	78	42	2	44			168-10.5
Robinson, M	26-22	678-26.1	79-156	.506	0-0	.000	49-106	.462	49-106	155-6.0	57-2	11	46	5	9			193-7.4
Reid, A	27-19	643-23.8	73-156	.468	0-2	.000	41-73	.562	87-85	167-6.2	101-10	13	37	54	13			187-6.9
Luchman, K	27-8	495-18.3	59-114	.518	0-0	.000	38-53	.717	42-67	109-4.0	79-4	14	35	12	12			156-5.8
Cooper, A	7-1	90-12.9	12-30	.400	1-6	.167	4-9	.444	5-6	11-1.6	12-0	8	9	1	6			29-4.1
Shepherd, S	24-2	199-8.3	21-56	.375	11-29	.379	18-21	.857	6-19	25-1.0	17-0	19	17	1	10			71-3.0
Kerner, J	18-2	178-9.9	16-29	.552	0-0	.000	13-21	.619	6-24	30-1.7	19-0	6	9	5	2			45-2.5
Bryant, N	9-1	82-9.1	2-6	.250	1-3	.333	15-17	.882	1-2	3-0.3	7-0	7	8	0	5			20-2.2
Nasworthy, J	2-0	4-2.0	2-2	1.000	0-0	.000	0-0	.000	1-0	1-0.5	0-0	0	1	0	0			4-2.0
Grabuloff	8-0	42-5.3	2-8	.250	0-2	.000	3-4	.750	3-5	8-1.0	4-0	6	3	2	1			7-0.9
Azama, C	2-0	7-3.5	0-1	.000	0-0	.000	0-0	.000	0-0	0-0.0	0-0	0	0	0	0			0-0.0
FSU	27	5403	765-1713	.444	166-520	.319	392-598	.656	378-606	1076-39.9	514	377	431	110	231			2078-77.0
Opponents	27	5403	766-1643	.435	169-468	.361	423-637	.664	382-632	1014-37.6	501	433	442	111	203			2020-74.8

1994-95

Record: 12-15 Player	Home: 10-5			Away: 2-8			Neutral: 0-2			Pct.	Off-Def.	Tot.-Avg.	PF-DQ	AT	TO	BL	ST	Pts.-Avg.
	G-GS	Min.-Avg.	FG-FGA	Pct.	3P-3PA	Pct.	FT-FTA	Pct.										
Sura, B	27-26	981-36.3	164-393	.417	51-158	.323	123-179	.687	55-130	185-6.9	76-3	146	92	5	49			502-18.6
Collins, J	27-27	902-33.4	181-354	.511	72-164	.439	53-76	.697	59-57	116-4.3	73-3	48	74	7	37			487-18.0
Louis, C	27-27	825-30.6	120-267	.449	1-4	.250	54-76	.711	100-110	210-7.8	79-4	18	60	74	14			295-10.9
Carroll, D	26-3	518-19.9	72-172	.419	42-112	.375	17-21	.810	13-52	70-2.7	38-0	20	43	1	5			203-7.8
Greez, L	26-24	676-26.0	55-136	.404	24-66	.364	12-16	.750	13-63	76-2.9	30-0	78	45	2	34			146-5.6
Reid, A	27-12	425-15.7	46-85	.541	0-0	.000	19-31	.613	44-63	107-4.0	75-5	6	45	39	6			111-4.1
Curry, A	24-0	362-15.1	28-90	.311	14-49	.286	16-29	.552	32-36	68-2.8	37-0	27	25	5	12			86-3.6
Luchman, K	25-8	362-14.5	35-81	.432	0-0	.000	18-36	.500	33-46	79-3.2	57-1	12	17	15	17			88-3.5
Shepherd, S	15-3	165-11.0	18-44	.409	7-24	.292	8-10	.800	8-13	21-1.4	18-0	20	14	0	5			51-3.4
Wooden, T	23-5	205-8.9	25-47	.532	0-4	.000	6-10	.600	15-27	42-1.8	31-0	10	17	19	6			56-2.4
Brower, G	2-0	27-13.5	1-6	.167	0-5	.000	0-0	.000	0-3	3-1.5	1-0	1	5	0	1			2-1.0
Mulligan, K	4-0	7-1.8	0-4	.000	0-2	.000	0-2	.000	0-0	0-0.0	0-0	0	1	0	0			0-0.0
FSU	27	5455	745-1679	.444	211-588	.359	326-486	.671	377-600	1036-38.4	515	386	440	167	186			2027-75.1
Opponents	27	5455	714-1630	.438	166-438	.379	419-588	.713	376-589	965-35.7	468	355	379	68	202			2013-74.6

1995-96

Record: 13-14 Player	Home: 9-6			Away: 2-7			Neutral: 2-1			Pct.	Off-Def.	Tot.-Avg.	PF-DQ	AT	TO	BL	ST	Pts.-Avg.
	G-GS	Min.-Avg.	FG-FGA	Pct.	3P-3PA	Pct.	FT-FTA	Pct.										
Collins, J	27-27	966-35.8	172-412	.417	69-199	.347	81-120	.675	47-74	121-4.5	75-1	86	68	9	62			494-18.3
Jackson, R	24-15	630-26.3	90-180	.500	4-14	.286	53-68	.779	53-73	126-5.3	50-0	13	35	30	14			227-9.5
Greez, L	27-25	815-30.2	91-203	.448	18-62	.290	53-83	.639	18-75	93-3.4	30-0	131	65	3	31			253-9.4
Louis, C	23-17	637-27.7	84-198	.424	0-0	.000	47-75	.627	64-86	150-6.5	57-4	12	38	43	16			215-9.3
Luchman, K	27-21	638-23.6	97-155	.626	0-0	.000	55-80	.688	75-97	172-6.4	102-10	21	42	26	35			249-9.2
Brower, G	26-9	394-15.2	61-140	.436	27-71	.380	24-34	.706	15-29	44-1.7	33-1	31	28	0	15			173-6.7
Curry, A	27-18	595-22.0	96-162	.593	24-71	.338	38-58	.655	40-50	90-3.3	59-4	35	27	4	32			174-6.4
Shepherd, S	26-1	370-14.2	41-117	.350	27-75	.360	41-58	.707	20-24	44-1.7	29-0	49	28	0	19			150-5.8
McClelland, K	9-0	112-12.4	9-28	.321	2-6	.333	7-15	.467	6-13	19-2.1	6-0	3	5	0	5			27-3.0
Sparks, G	20-1	163-8.2	19-40	.475	3-7	.429	11-19	.579	11-26	37-1.9	37-1	7	18	3	3			52-2.6
Wooden, T	13-1	86-6.6	7-11	.636	1-1	1.000	3-8	.375	9-13	22-1.7	22-1	7	7	4	4			18-1.4
Mulligan, K	3-0	5-1.7	0-4	.000	0-0	.000	1-2	.500	1-0	1-0.3	0-0	1	0	0	0			1-0.3
Nasworthy, J	1-0	0-0.0	0-0	.000	0-0	.000	0-0	.000	0-0	0-0.0	0-0	0	0	0	0			0-0.0
FSU	27	5411	727-1650	.441	175-506	.346	404-620	.652	359-560	1002-32.2	508	396	361	122	236			2033-75.3
Opponents	27	5411	687-1554	.442	190-529	.359	409-604	.677	365-631	996-35.7	549	361	426	82	195			1973-73.1

1996-97

Year-By-Year All-Time Individual Statistics

1997-98

Record: 18-14	Home: 9-5	Away: 6-6	Neutral: 3-3													
Player	G-GS	Min.-Avg.	FG-FGA	Pct.	3P-3PA	Pct.	FT-FTA	Pct.	Off-Def.	Tot.-Avg.	PF-DQ	AT	TO	BL	ST	Pts.-Avg.
Jackson, R	31-28	867-28.0	153-314	.487	3-19	.158	85-118	.720	61-111	172-5.5	79-5	34	80	37	26	394-12.7
Baker, T	31-28	873-28.2	120-240	.500	33-98	.337	99-124	.798	45-88	133-4.3	108-3	64	78	7	59	372-12.0
Greer, L	32-32	988-30.9	127-321	.396	43-147	.293	57-76	.750	52-93	145-4.5	61-1	81	64	6	32	354-11.1
Louis, C	32-31	882-27.6	134-241	.556	0-0	.000	74-132	.561	70-155	225-7.0	80-3	28	40	50	18	342-10.7
Thompson, K	32-32	1072-33.5	104-283	.367	19-80	.238	55-76	.724	15-110	125-3.9	91-2	172	124	9	60	282-8.8
Hale, R	32-4	569-17.8	70-147	.476	20-61	.328	27-44	.614	46-81	127-4.0	75-1	35	40	16	15	187-5.8
Shabazz, K	32-4	517-16.2	61-110	.555	0-0	.000	42-90	.467	57-63	120-3.8	55-0	9	43	37	13	164-5.1
Brower, G	6-0	50-8.3	7-15	.467	3-8	.375	3-4	.750	0-6	6-1.0	2-0	2	3	0	0	20-3.3
Mulligan, K	16-1	107-6.7	13-25	.520	0-0	.000	11-17	.647	11-4	15-0.9	10-0	4	11	0	0	37-2.3
Deas, D	21-0	158-7.5	15-40	.375	4-13	.308	9-12	.750	3-17	18-0.9	21-0	22	31	1	12	43-2.0
Simmons, O	24-0	177-7.4	17-47	.362	0-3	.000	11-19	.579	17-14	31-1.3	31-0	2	10	2	1	45-1.9
Thompson, R	17-0	82-4.8	8-27	.296	1-1	1.000	7-12	.583	5-10	15-0.9	12-0	1	5	0	1	24-1.1
Chlebek, M	17-0	66-3.9	5-15	.333	3-8	.375	6-7	.857	1-6	7-0.4	4-0	6	9	0	0	19-0.5
Sheffield, A	3-0	5-1.7	1-2	.500	0-0	.000	0-0	.000	0-0	0-0.0	0-0	0	0	0	0	2-0.7
Pierre, G	5-0	6-1.2	1-1	1.000	0-0	.000	0-0	.000	0-3	3-0.6	2-0	1	1	0	0	7-0.4
Thomas, M	2-0	6-3.0	0-2	.000	0-0	.000	0-0	.000	0-1	1-0.5	0-0	0	0	0	0	0-0.0
FSU	32	6425	836-1830	.457	129-438	.295	486-731	.665	381-762	1240-38.8	631	461	543	165	237	2287-71.5
Opponents	32	6425	766-1881	.401	179-569	.315	507-731	.694	406-674	1080-33.8	632	373	464	115	296	2218-69.3

1998-99

Record: 13-17	Home: 7-7	Away: 3-8	Neutral: 3-2													
Player	G-GS	Min.-Avg.	FG-FGA	Pct.	3P-3PA	Pct.	FT-FTA	Pct.	Off-Def.	Tot.-Avg.	PF-DQ	AT	TO	BL	ST	Pts.-Avg.
Hale, R	30-30	914-30.5	167-351	.476	39-119	.328	108-135	.800	59-109	168-5.6	92-6	41	57	27	34	481-16.0
Baker, T	30-27	953-31.8	151-345	.438	43-139	.309	90-122	.738	44-88	132-4.4	95-9	84	82	6	80	435-14.5
Anderson, D	23-10	678-29.5	115-190	.605	2-10	.200	41-61	.672	47-70	117-5.1	63-3	22	29	8	32	273-11.9
Crawford, A	30-4	854-28.5	108-288	.375	64-161	.398	38-66	.576	18-65	83-2.8	58-1	85	66	3	16	318-10.6
Shabazz, K	5-5	155-31.0	14-36	.389	0-0	.000	18-38	.474	16-24	40-8.0	15-0	1	14	15	2	46-9.2
Arrington, D	30-29	920-30.7	87-206	.422	16-61	.262	52-74	.703	10-75	85-2.8	67-2	181	129	2	64	242-8.1
Simmons, O	30-20	739-24.6	71-150	.473	1-1	1.000	33-69	.478	56-63	119-4.0	82-5	13	29	10	15	176-5.9
Thompson, R	25-0	147-5.9	16-40	.400	0-3	.000	9-16	.563	13-16	29-1.2	21-0	1	6	1	5	41-1.6
Mathis, E	20-0	69-3.5	9-30	.300	8-18	.444	5-9	.556	3-7	10-0.5	16-0	4	4	0	0	31-1.6
Mott, J	30-23	499-16.6	15-45	.333	0-0	.000	11-21	.524	39-43	82-2.7	76-3	6	27	11	14	41-1.4
Dixon, A	21-0	95-4.5	9-21	.429	2-6	.333	1-3	.333	11-12	23-1.1	5-0	1	10	3	1	21-1.0
Daniels, B	3-0	7-2.3	0-3	.000	0-0	.000	2-2	1.000	1-1	2-0.7	1-0	0	0	0	0	2-0.7
Chlebek, M	17-0	45-2.6	3-10	.300	3-5	.600	0-3	.000	1-1	2-0.1	5-0	8	6	0	1	9-0.5
Morris, A	4-0	8-2.0	0-4	.000	0-1	.000	2-2	1.000	0-0	0-0.0	0-0	0	0	0	0	2-0.5
Hull, C	3-0	3-1.0	0-2	.000	0-1	.000	0-0	.000	0-0	0-0.0	0-0	0	0	0	0	0-0.0
Pierre, G	6-1	12-2.0	0-0	.000	0-0	.000	0-0	.000	0-1	1-0.2	2-0	0	3	0	0	0-0.0
Skwara, A	2-0	2-1.0	0-0	.000	0-0	.000	0-0	.000	0-0	0-0.0	1-0	0	0	0	0	0-0.0
FSU	30	6100	765-1721	.445	178-525	.339	410-621	.660	318-575	967-32.2	599	447	472	86	264	2118-70.6
Opponents	30	6100	766-1663	.461	199-554	.359	469-705	.665	393-678	1071-35.7	566	429	523	121	241	2200-73.3

1999-00

Record: 12-17	Home: 8-6	Away: 3-9	Neutral: 1-2													
Player	G-GS	Min.-Avg.	FG-FGA	Pct.	3P-3PA	Pct.	FT-FTA	Pct.	Off-Def.	Tot.-Avg.	PF-DQ	AT	TO	BL	ST	Pts.-Avg.
Hale, R	28-25	864-30.9	139-348	.399	43-121	.355	117-155	.755	38-96	134-4.8	58-1	33	68	24	22	438-15.6
Anderson, D	27-21	821-30.4	152-299	.508	52-121	.430	54-81	.667	57-62	119-4.4	47-0	35	43	15	31	410-15.2
Arrington, D	29-29	938-32.3	95-258	.368	29-76	.382	39-55	.709	11-112	123-4.2	47-1	182	123	3	44	258-8.9
Simmons, O	28-27	685-24.5	83-176	.472	8-22	.364	36-49	.735	53-84	137-4.9	60-16	162	33	16	20	210-7.5
Crawford, A	15-5	284-18.9	29-91	.319	13-48	.271	8-13	.615	3-18	21-1.4	17-0	13	25	1	3	79-5.3
Dixon, A	29-9	534-18.4	40-99	.404	12-34	.353	45-59	.763	41-55	96-3.3	51-1	27	30	2	12	137-4.7
Mathis, E	22-0	131-6.0	21-59	.356	9-36	.250	16-20	.800	8-13	21-0	17-0	7	15	1	3	67-3.0
Tucker, R	29-0	310-10.7	23-62	.371	0-0	.000	16-37	.432	18-37	55-1.9	41-0	2	24	5	7	62-2.1
Anderson, D	29-17	504-17.4	22-58	.379	0-0	.000	18-27	.667	31-68	99-3.4	29-1	7	11	43	2	62-2.1
Mott, J	29-12	383-13.2	17-44	.386	0-0	.000	22-38	.579	37-51	88-3.0	62-1	8	21	7	6	56-1.9
Dixon, N	28-0	178-6.4	20-47	.426	0-0	.000	10-24	.417	19-41	60-2.1	39-0	0	21	3	1	50-1.8
Chlebek, M	26-0	163-6.3	14-48	.292	9-32	.281	5-6	.833	3-17	20-8	15-0	21	28	0	2	42-1.6
Hull, C	2-0	3-1.5	1-2	.500	0-0	.000	0-0	.000	0-0	0-0.0	0-0	0	0	0	0	2-1.0
Osborne, L	3-0	2-0.7	0-0	.000	0-0	.000	1-2	.500	0-1	1-3	0-0	1	0	0	0	1-3
FSU	29	5800	656-1591	.412	175-490	.357	387-566	.684	319-655	1075-37.1	483	352	499	120	153	1874-64.6
Opponents	29	5800	750-1758	.427	194-535	.363	342-536	.638	395-648	1043-36.0	509	404	341	128	238	2036-70.2

2000-01

Record: 9-21	Home: 5-11	Away: 3-7	Neutral: 1-3													
Player	G-GS	Min.-Avg.	FG-FGA	Pct.	3P-3PA	Pct.	FT-FTA	Pct.	Off-Def.	Tot.-Avg.	PF-DQ	AT	TO	BL	ST	Pts.-Avg.
Arrington, D	30-30	981-32.7	117-270	.433	33-102	.324	77-106	.726	18-105	123-4.1	51-1	143	115	0	56	344-11.5
Cummings, M	29-1	672-23.2	101-223	.453	3-14	.214	106-144	.736	36-61	97-3.3	55-1	51	49	-5	22	311-10.7
Crawford, A	30-29	781-26.0	107-279	.384	58-166	.349	39-56	.696	20-51	71-2.4	58-1	44	49	1	17	311-10.4
Joiner, M	30-30	900-30.0	109-254	.429	14-48	.292	47-63	.746	63-116	179-6.0	75-2	43	44	26	32	279-9.3
Dixon, A	30-30	852-28.4	91-198	.460	28-78	.359	50-75	.667	61-112	173-5.8	92-3	43	51	11	22	260-8.7
Mathews, M	28-9	600-21.4	81-174	.466	0-0	.000	42-67	.627	29-58	87-3.1	95-7	4	21	44	12	204-7.3
Dixon, N	29-21	426-14.7	76-157	.484	0-0	.000	43-94	.457	67-77	144-5.0	83-2	2	50	0	7	195-6.7
Wilson, A	30-0	390-13.0	39-116	.336	10-46	.217	42-52	.808	22-30	52-1.7	33-0	15	25	1	9	130-4.3
Anderson, D	30-0	266-8.9	14-37	.378	0-0	.000	4-11	.364	16-21	37-1.2	34-1	2	11	12	2	32-1.1
Haywood, M	9-0	43-4.8	2-5	.400	0-0	.000	1-2	.500	0-5	5-0.6	4-0	5	4	2	2	5-0.6
Lowery, R	2-0	208-7.7	5-23	.217	2-9	.222	2-3	.667	6-15	21-0.8	18-0	37	22	0	4	14-0.5
Murray, P	5-0	5-1.0	0-1	.000	0-0	.000	0-2	.000	1-1	2-0.4	1-0	0	1	1	0	0-0.0
Moran, N	2-0	1-0.5	0-2	.000	0-1	.000	0-0	.000	0-0	0-0.0	0-0	0	0	0	1	0-0.0
FSU	30	6125	742-1739	.427	148-464	.319	453-675	.671	396-701	1097-36.6	600-18	389	448	103	186	2085-69.5
Opponents	30	6125	795-1756	.453	219-555	.395	479-688	.696	364-697	10						

Year-By-Year All-Time Individual Statistics

2001-02

Record: 12-17

Player	Home: 10-6			Away: 1-10			Neutral: 1-1			Off-Def	Tot-Avg	PF-DQ	AT	TO	BL	ST	Pts.-Avg
	G-GS	Min-Avg	FG-FGA	Pct.	3P-A	Pct.	FT-FTA	Pct.									
Cummings, M.	28-28	832-29.7	159-301	.528	13-36	.361	103-135	.763	46-60	106-3.8	63-0	48	51	6	27	434-15.5	
Arrington, D.	29-29	973-33.6	114-280	.407	42-114	.368	59-80	.738	24-88	112-3.9	52-3	182	110	1	61	329-11.3	
Dixon, A.	29-29	767-26.4	95-215	.442	41-125	.328	29-42	.690	46-77	123-3.2	69-1	24	38	3	26	260-9.0	
Dixon, N.	28-22	492-17.6	89-180	.494	0-0	.000	50-101	.495	94-86	180-6.4	73-2	5	65	4	8	228-8.1	
Joiner, J.	28-23	728-12.6	81-203	.399	31-77	.403	24-35	.686	57-74	131-4.7	58-1	39	56	5	25	217-7.8	
Richardson, A.	28-0	494-11.5	70-211	.332	24-81	.296	38-59	.644	30-71	101-3.6	33-0	27	34	15	21	202-7.2	
Harvey, T.	28-3	352-12.5	46-84	.548	0-0	.000	26-49	.531	37-49	86-3.1	47-0	4	19	26	11	118-4.2	
Bracy, J.D.	22-1	254-11.3	32-95	.337	14-51	.275	11-16	.688	8-14	22-1.0	24-0	16	25	0	5	89-4.0	
Mathews, M.	29-5	362-1.7	41-84	.488	0-0	.000	24-45	.533	19-48	67-2.3	66-1	4	23	34	6	106-3.7	
Walesko, A.	29-3	327-10.6	29-94	.309	2-11	.182	25-31	.806	31-39	70-2.4	35-0	10	25	7	17	85-2.9	
McPherson, A.	3-0	5-1.7	1-2	.500	1-1	1.000	0-0	0.000	0-0	0-0.0	1-0	0	0	0	1	5-1.7	
Lowery, R.	5-0	53-10.6	1-6	.167	1-5	.200	0-0	.000	0-4	4-0.8	4-0	8	6	0	3	3-0.6	
Anderson, D.	11-1	21-1.9	1-3	.333	0-0	.000	1-2	.500	2-5	7-0.6	0-0	0	1	0	0	3-0.6	
Haywood, M.	25-0	136-5.4	0-3	.000	0-0	.000	3-5	.600	0-10	10-0.4	19-0	13	15	0	10	3-0.1	
Krieg, A.	8-1	15-1.9	0-1	.000	0-0	.000	0-0	.000	1-4	5-0.6	1-0	1	3	1	0	0-0.0	
Wilson, A.	1-0	7-7.0	0-2	.000	0-1	.000	0-0	.000	0-1	1-1.0	0-0	1	1	0	0	0-0.0	
Moran, N.	4-0	7-1.8	0-1	.000	0-1	.000	0-0	.000	0-0	0-0.0	0-0	0	0	0	1	0-0.0	
Team									55-46	101-3.5	1-0		4				
FSU	29	5,825	759-1,765	.430	169-503	.336	395-602	.656	450-676	1,126-38.8	537	382	476	102	222	2,082-71.8	
Opponents	29	5,825	753-1,709	.441	223-612	.364	417-589	.708	361-655	1,016-35.0	573	429	426	122	247	2,146-74.0	

Year	Points	Scoring Average	Rebounds	Assists	Blocked Shots	Steals	Field Goal %	Free Throw %
1947-48	164...Bill Kratzert	9.7...Bill Kratzert						
1948-49	208...Lee Benjamin	18.9...Lee Benjamin						
1949-50								
1950-51	493...Bill Hartman	18.3...Bill Hartman					.388...Bill Hartman	
1951-52	299...Tom McLaughlin	12.0...Tom McLaughlin & Bob Whitmer	NA				.358...Duane Gordon	.728...Bob Whitmer
1952-53	468...Ham Wernke	21.3...Ham Wernke					.467...Gary Wold	.763...Jim Oler
1953-54	372...Ham Wernke	18.6...Ham Wernke						
1954-55	549...Jim Oler	21.1...Jim Oler	451...Rick Benson				.438...Bob Williams	.781...Ham Wernke
1955-56	743...Jim Oler	29.7...Jim Oler	237...Gary Wold				.481...Gary Wold	.818...Jimmy Oler
1956-57	509...Hugh Durham	19.6...Hugh Durham	237...Larry Strom				.514...Larry Strom	.802...Bobby Waits
1957-58	425...Burt Deckel	17.0...Burt Deckel	303...Dan Boltz	NA			.423...Larry Strom	.800...Hugh Durham
1958-59	504...Hugh Durham	21.9...Hugh Durham	264...Dan Boltz				.466...Charlie Tinsley	.806...Hugh Durham
1959-60	527...Dave Fedor	21.1...Dave Fedor	400...Dave Fedor				.472...Dave Fedor	.756...Dave Fedor
1960-61	456...Dave Fedor	19.0...Dave Fedor	336...Dave Fedor				.537...Ray Swain	.804...Dave Fedor
1961-62	470...Dave Fedor	20.4...Dave Fedor	233...Dave Fedor		NA	NA	.573...Ray Swain	.784...Dave Fedor
1962-63	395...Charlie Long	16.5...Charlie Long	199...Jerry Shirley				.538...Dale Reeves	.750...Jerry Shirley
1963-64	323...Gary Schull	12.9...Gary Schull					.868...Jerry Shirley	
1964-65	349...Jerry Shirley	15.2...Jerry Shirley	273...Gary Schull				.511...Bobby Lovell	.841...Ron Malmen
1965-66	474...Gary Schull	19.0...Gary Schull	317...Gary Schull				.514...Gary Schull	.759...Jim Lyttle
1966-67	390...Bill Glenn	15.6...Bill Glenn	197...Dick Danford				.505...Dick Danford	.800...Bill Glenn
1967-68	508...Dave Cowens	18.8...Dave Cowens	456...Dave Cowens				.555...Jan Giles	.840...Randy Cable
1968-69	508...Dave Cowens	20.3...Dave Cowens	437...Dave Cowens	155...Skip Young			.620...Jan Giles	.750...Dale Klay
1969-70	463...Dave Cowens	17.8...Dave Cowens	447...Dave Cowens	127...Skip Young			.636...Willie Williams	.895...Ken Macklin
1970-71	589...Ron King	22.7...Ron King	390...Reggie Royals	227...Otto Petty			.534...Vernell Elzy	.833...Greg Samuels
1971-72	573...Ron King	17.9...Ron King	351...Reggie Royals	173...Otto Petty			.538...Larry Gay	.754...Ron King
1972-73	430...Reggie Royals	16.5...Reggie Royals	265...Reggie Royals	202...Otto Petty			.580...Lawrence McCray	.700...Otis Cole
1973-74	440...Larry Warren	16.9...Larry Warren	254...Lawrence McCray	96...Otis Cole			.551...Greg Grady	.814...Eugene Harris
1974-75	400...Larry Warren	16.0...Larry Warren	267...Greg Grady	110...Wayne Smalls			.581...Greg Grady	.778...Larry Warren
1975-76	390...David Thompson	14.4...David Thompson	203...Greg Grady	91...Carlton Byrd			.638...Harry Davis	.759...Eugene Harris
1976-77	500...David Thompson	18.5...David Thompson	212...Harry Davis	159...Carlton Byrd	20...David Thompson	56...David Thompson	.567...Harry Davis	.838...Wayne Smalls
1977-78	546...Harry Davis	19.5...Harry Davis	211...David Thompson	166...Tony Jackson	14...Murray Brown & Harry Davis	73...Tony Jackson	.577...Harry Davis	.816...Kris Anderson
1978-79	629...Murray Brown	21.7...Murray Brown	242...Murray Brown	158...Tony Jackson	25...Murray Brown	58...Tony Jackson	.691...Murray Brown	.815...Kris Anderson
1979-80	635...Mickey Dillard	20.4...Mickey Dillard	245...Elvis Rolle	213...Tony Jackson	42...Elvis Rolle	65...Tony Jackson	.766...Murray Brown	.766...Mickey Dillard
1980-81	515...Mickey Dillard	18.3...Mickey Dillard	257...Elvis Rolle	91...Mickey Dillard & Bobby Parks	47...Elvis Rolle	52...Mickey Dillard	.593...Kris Anderson	.794...Mickey Dillard
1981-82	523...Mitchell Wiggins	23.8...Mitchell Wiggins	213...Mitchell Wiggins	111...Tony William	20...Oren Gilmore	66...Tony William	.574...Mitchell Wiggins	.825...Tony William
1982-83	544...Mitchell Wiggins	22.7...Mitchell Wiggins	196...Mitchell Wiggins	156...Tony William	9...Maurice Myrick	75...Tony William	.538...Michael Johnson	.770...Granville Arnold
1983-84	626...Alton Lee Gipson	20.2...Alton Lee Gipson	208...Alton Lee Gipson	215...Tony William	23...Randy Allen	70...Dean Schaffer	.574...Dean Schaffer	.842...Granville Arnold
1984-85	568...Alton Lee Gipson	18.9...Alton Lee Gipson	234...Alton Lee Gipson	171...Dean Schaffer	47...Alton Lee Gipson	81...Dean Schaffer	.612...Jerome Fitchett	.727...Joe Farrar
1985-86	486...Pee Wee Barber	16.8...Pee Wee Barber	163...Randy Allen	146...Pee Wee Barber	30...Randy Allen	52...Pee Wee Barber	.615...Jerome Fitchett	.808...LaRae Davis
1986-87	576...Pee Wee Barber	19.2...Pee Wee Barber	235...Randy Allen	144...Pee Wee Barber	26...Jerome Fitchett	38...Pee Wee Barber	.572...Jerome Fitchett	.819...Jerome Fitchett
1987-88	546...George McCloud	18.2...George McCloud	269...Tat Hunter	105...George McCloud	20...Jerome Fitchett	45...Tharon Mayes	.590...Michael Polite	.891...Brad Johnson
1988-89	683...George McCloud	22.8...George McCloud	249...Tat Hunter	125...George McCloud	20...Tat Hunter	53...George McCloud	.570...Tat Hunter	.875...George McCloud
1989-90	559...Tharon Mayes	23.3...Tharon Mayes	262...Michael Polite	93...Tharon Mayes	36...Rodney Dobard	52...Tharon Mayes	.582...Michael Polite	.833...Tharon Mayes
1990-91	524...Doug Edwards	16.4...Doug Edwards	273...Michael Polite	103...Charlie Ward	47...Rodney Dobard	71...Charlie Ward	.570...Rodney Dobard	.713...Charlie Ward
1991-92	570...Sam Cassell	18.4...Sam Cassell	271...Doug Edwards	122...Charlie Ward	46...Rodney Dobard	75...Charlie Ward	.624...Rodney Dobard	.812...Chuck Graham
1992-93	675...Bob Sura	19.9...Bob Sura	290...Doug Edwards	170...Sam Cassell	111...Rodney Dobard	97...Sam Cassell	.572...Rodney Dobard	.759...Sam Cassell
1993-94	573...Bob Sura	21.2...Bob Sura	213...Bob Sura	121...Bob Sura	54...Andre Reid	65...Bob Sura	.518...Kirk Luchman	.759...Chuck Graham
1994-95	502...Bob Sura	18.6...Bob Sura	210...Corey Louis	146...Bob Sura	74...Corey Louis	49...Bob Sura	.541...Andre Reid	.810...Derrick Carroll
1995-96	494...James Collins	18.3...James Collins	172...Kirk Luchman	131...LaMarr Greer	43...Corey Louis	62...James Collins	.626...Kirk Luchman	.707...Scott Shepherd
1996-97	514...James Collins	16.6...James Collins	194...Randell Jackson	184...Kerry Thompson	46...Randell Jackson	55...James Collins	.516...Kirk Luchman	.730...Kirk Luchman
1997-98	394...Randell Jackson	12.7...Randell Jackson	225...Corey Louis	172...Kerry Thompson	50...Corey Louis	59...Terrell Baker	.556...Corey Louis	.798...Terrell Baker
1998-99	481...Ron Hale	16.0...Ron Hale	168...Ron Hale	181...Delvon Arrington	27...Ron Hale	80...Terrell Baker	.605...Damous Anderson	.800...Ron Hale
1999-00	438...Ron Hale	15.6...Ron Hale	137...Oliver Simmons	182...Delvon Arrington	43...David Anderson	44...Delvon Arrington	.508...Damous Anderson	.755...Ron Hale
2000-01	344...Delvon Arrington	11.5...Delvon Arrington	179...Michael Joiner	143...Delvon Arrington	44...Mike Mathews	56...Delvon Arrington	.484...Nigel Dixon	.808...Andrew Wilson
2001-02	434...Monte Cummings	15.5...Monte Cummings	180...Nigel Dixon	182...Delvon Arrington	34...Mike Mathews	61...Delvon Arrington	.528...Monte Cummings	.806...Adam Waleskowski

Team Records

SINGLE GAME RECORDS

MOST POINTS – HOME

- 139, Baptist, 1976-77
- 134, Valdosta State, 1971-72
- 133, Central Florida, 1988-89
- 125, South Dakota, 1970-71
- 122, Samford, 1970-71
- 122, Clemson, 1969-70
- 122, Miami, 1967-68

MOST POINTS – AWAY

- 123, Tampa, 1961-62
- 121, Pepperdine, 1969-70
- 116, Tampa, 1960-61
- 112, Miami, 1969-70
- 111, Miami, 1968-69

MOST POINTS – NEUTRAL

- 130, LSU, 1967-68
- 117, Southern Mississippi, 1970-71
- 112, Arkansas, 1988-89
- 108, Furman, 1956-57
- 108, Tulane, 1969-70

MOST POINTS – BOTH TEAMS

- 230 – FSU 130, LSU 100, 1968-69
- 222 – Jacksonville 114, FSU 108, 1970-71
- 220 – FSU 114, Miami 106, 1970-71
- 219 – Georgia Tech 111, FSU 108, 1998-99
- 219 – FSU 117, USM 102 1986-87

WINNING MARGIN

- 69 – FSU 134, Valdosta 65, 1971-72
- 67 – FSU 139, Baptist 72, 1976-77
- 64 – FSU 121, Tampa 57, 1965-66
- 60 – FSU 125, South Dakota 64, 1970-71
- 58 – FSU 108, Georgia Tech 50, 1971-72

FEWEST POINTS ALLOWED

- 21 vs. Mississippi College, 1948-49
- 24 vs. Mississippi College, 1949-50
- 27 vs. Troy State, 1949-50
- 34 vs. Samford, 1972-73
- 34 vs. Memphis State, 1978-79

REBOUNDS

- 84 vs. LSU, 1967-68
- 82 vs. Valdosta, 1970-71
- 72 vs. Valdosta, 1968-69
- 76 vs. Georgetown, 1969-70
- 76 vs. Wisconsin-Milwaukee, 1970-71

MOST FOULS

- 36 vs. NC State, 1995-96
- 35 vs. Florida, 1964-65
- 34 vs. Memphis State, 1959-60
- 33 vs. Vanderbilt, 1986-87
- 32 vs. Alabama, 1964-65
- 32 vs. Florida, 1967-68
- 32 vs. Missouri, 1976-77
- 32 vs. San Diego State, 1982-83
- 32 vs. Iowa, 1987-88

FEWEST FOULS

- 7 vs. Connecticut, 1972-73
- 8 vs. Southern Miss., 1990-91
- 9 vs. Stetson, 1971-72
- 9 vs. Louisville, 1984-85
- 9 vs. Radford, 1995-96
- 9 vs. Marist, 1996-97

FIELD GOALS ATTEMPTED

- 115 vs. LSU, 1965-66
- 111 vs. Valdosta State, 1968-69
- 110 vs. Valdosta State, 1971-72
- 109 vs. Valdosta State, 1970-71

FIELD GOALS MADE

- 56 vs. Baptist, 1976-77
- 55 vs. Valdosta State, 1971-72
- 54 vs. South Dakota, 1970-71
- 54 vs. Samford, 1970-71
- 53 vs. Valdosta State, 1968-69
- 53 vs. Central Florida, 1988-89

FREE THROWS ATTEMPTED

- 53 vs. Stetson, 1957-58
- 52 vs. Arkansas, 1988-89
- 52 vs. Cincinnati, 1988-89
- 49 vs. Miami, 1989-90
- 48 vs. Georgia, 1957-58
- 48 vs. FIU, 1987-88

FREE THROWS MADE

- 42 vs. Cincinnati, 1988-89
- 39 vs. Florida Atlantic, 1993-94
- 38 vs. Stetson, 1956-57
- 37 vs. Marquette, 1980-81
- 36 vs. Georgia, 1957-58

THREE-POINT ATTEMPTS

- 34 vs. Maryland, 1994-95
- 32 vs. North Carolina, 1993-94
- 31 vs. North Carolina, 1998-99
- 31 vs. North Carolina, 1993-94
- 30 vs. Western Carolina, 2001-02
- 30 vs. Temple, 1991-93
- 29 vs. North Carolina, 1991-92
- 29 vs. Georgia Tech, 1995-96
- 29 vs. Temple, 1999-00

THREE-POINTERS MADE

- 14 vs. Jacksonville, 1996-97
- 13 vs. LaSalle, 1988-89
- 13 vs. North Carolina, 1991-92
- 13 vs. NC State, 1991-95
- 12 vs. Iowa, 1987-88
- 12 vs. Clemson, 1992-93
- 12 vs. North Carolina, 1994-95
- 12 vs. Connecticut, 1996-97
- 12 vs. Savannah State, 2001-02

THREE-POINT PERCENTAGE

(Minimum 10 Attempts)

- .800 (8-10) vs. Memphis State, 1987-88
- .700 (7-10) vs. Duke, 2000-01
- .692 (9-13) vs. Jacksonville, 1999-00
- .667 (8-12) vs. Miami, 1989-90
- .647 (11-17) vs. North Carolina, 1995-96
- .643 (9-14) at North Carolina, 2000-01
- .636 (7-11) vs. Jacksonville, 1988-89
- .636 (14-22) vs. Jacksonville, 1996-97
- .615 (8-13) vs. South Carolina, 1986-87

SEASON RECORDS

FIELD GOALS ATTEMPTED

- 2372.....1971-72 (32 games)
- 2315.....1992-93 (35 games)
- 2164.....1954-55 (26 games)
- 2082.....1970-71 (26 games)
- 2055.....1973-74 (26 games)

FIELD GOALS MADE

- 1145.....1992-93 (35 games)
- 1110.....1971-72 (32 games)
- 999.....1988-89 (30 games)
- 990.....1970-71 (26 games)
- 986.....1977-78 (29 games)

FREE THROWS ATTEMPTED

- 982.....1954-55 (26 games)
- 809.....1990-91 (32 games)
- 807.....1992-93 (35 games)
- 800.....1971-72 (32 games)
- 799.....1956-57 (26 games)

FREE THROWS MADE

- 707.....1954-55 (26 games)
- 561.....1971-72 (32 games)
- 560.....1988-89 (30 games)
- 543.....1956-57 (26 games)
- 543.....1992-93 (35 games)

REBOUNDS

- 1608.....1971-72 (32 games)
- 1451.....1969-70 (26 games)
- 1422.....1954-55 (26 games)
- 1388.....1967-68 (27 games)
- 1388.....1970-71 (26 games)

REBOUNDS PER GAME

- 55.4.....1969-70 (26 games)
- 54.6.....1954-55 (26 games)
- 53.4.....1970-71 (26 games)
- 52.2.....1959-60 (25 games)
- 52.0.....1958-59 (23 games)

FEWEST POINTS ALLOWED

- 1427.....1949-50 (25 games)
- 1567.....1961-62 (23 games)
- 1595.....1951-52 (23 games)
- 1678.....1952-53 (22 games)
- 1680.....1962-63 (25 games)

FEWEST POINTS PER GAME ALLOWED

- 57.1.....1949-50 (25 games)
- 63.6.....1950-51 (27 games)
- 66.8.....1996-97 (32 games)
- 67.2.....1962-63 (25 games)
- 67.8.....1964-65 (26 games)

MOST POINTS SCORED

- 3020.....1992-93 (35 games)
- 2781.....1971-72 (32 games)
- 2739.....1988-89 (30 games)
- 2565.....1991-92 (32 games)
- 2537.....1990-91 (32 games)

MOST POINTS PER GAME

- 91.7.....1969-70 (26 games)
- 91.5.....1970-71 (26 games)
- 91.3.....1988-89 (30 games)
- 90.3.....1967-68 (27 games)
- 88.3.....1954-55 (26 games)

HIGHEST POINT MARGIN

- 16.5.....1969-70 (26 games)
- 15.5.....1971-72 (32 games)
- 15.0.....1975-76 (27 games)
- 11.9.....1967-68 (27 games)
- 11.4.....1974-75 (26 games)

HIGHEST FIELD GOAL PCT.

- .532.....1979-80 (31 games)
- .529.....1983-84 (31 games)
- .512.....1961-62 (31 games)
- .510.....1978-79 (29 games)
- .509.....1985-86 (29 games)

HIGHEST FREE THROW PCT.

- .729.....1967-68 (27 games)
- .727.....1963-64 (28 games)
- .727.....1988-89 (30 games)
- .719.....1957-58 (25 games)
- .719.....1982-83 (28 games)

THREE-POINT ATTEMPTS

- 588.....1994-95 (27 games)
- 564.....1992-93 (35 games)
- 558.....1996-97 (32 games)
- 525.....1998-99 (30 games)
- 520.....1993-94 (27 games)

THREE-POINTERS MADE

- 211.....1994-95 (27 games)
- 195.....1996-97 (32 games)
- 187.....1992-93 (35 games)
- 181.....1988-89 (30 games)
- 178.....1998-99 (30 games)
- 178.....1986-87 (30 games)

HIGHEST THREE-POINT PERCENTAGE

- .437.....1987-88 (30 games)
- .416.....1986-87 (30 games)
- .359.....1994-95 (27 games)
- .357.....1999-00 (28 games)
- .349.....1996-97 (32 games)

Team Records

MISCELLANEOUS RECORDS

SINGLE GAME

Largest Winning Margin on the Road – 41 vs. Jacksonville (106-65), 1967-68
Largest Winning Margin at Home – 69 vs. Valdosta State (134-65), 1971-72
Most Points Scored in First Half – 70 vs. Pepperdine (121-83), 1969-70
Most Points Scored in Second Half – 78 vs. LSU (130-100), 1967-68
Fewest Points Allowed at Home – 21 vs. Mississippi College (53-21), 1948-49
Fewest Points Allowed on the Road – 34 vs. Samford (47-34), 1972-73
Fewest Points Allowed at a Neutral Site – 46 vs. Mercer (52-46), 1948-49
Most Points Allowed at Home – 111 vs. Georgia Tech (111-108 2OT), 1998-99
Most Points Allowed on the Road – 115 vs. North Carolina (115-80), 1965-66
Most Points Allowed at a Neutral Site – 110 vs. Beloit (110-88), 1954-55
Fewest Points Scored at Home – 35 vs. Sewanee (43-35), 1948-49
Fewest Points Scored on the Road – 30 vs. Florida (50-30), 1966-67
Fewest Points Scored at a Neutral Site – 43 vs. Tennessee (65-43), 1964-65
Highest Field Goal Percentage – .727 vs. Minnesota (48-of-66), 1979-80
Highest Field Goal Percentage in a Half – .826 vs. South Florida (19-of-23), 1998-99

SEASON

Most Games Played – 35, 1992-93
Fewest Games Played – 18, 1947-48
Most Victories – 27, 1971-72
Longest Winning Streak – 11, 1969-70
Longest Winning Streak at Home – 29, 1974-75
Longest Winning Streak on the Road – 7, 1949-51, 1954-55
Fewest Defeats – 3, 1969-70
Highest Winning Percentage – .885 (23-3), 1969-70
Most 100 Point Games – 11, 1988-89
Fewest Victories – 5, 1947-48 and 1951-52
Most Points Allowed Per Game – 81.9 (23 games), 1959-60
Longest Losing Streak – 13, 1947-48
Longest Losing Streak at Home – 4, 1956-57
Longest Losing Streak on the Road – 25, 1956-59
Fewest Points – 850 (18 games), 1947-48
Fewest Points Per Game – 47.2 (18 games), 1947-48
Most Points Allowed – 2422 (30 games), 1988-89; 2429 (32 games), 1990-91; 2788 (35 games), 1992-93
Lowest Winning Percentage – .200 (5-20), 1951-52
Highest Field Goal Percentage – .532 (964-1811), 1979-80
Highest Free Throw Percentage – .729 (526 of 722), 1967-68
Lowest Field Goal Percentage – .203, 1951-52
Lowest Free Throw Percentage – .586 (406 of 693), 1950-51
Fewest Personal Fouls – 383 (23 games), 1961-62
Most Personal Fouls – 637 (29 games), 1978-79

Civic Center Records

INDIVIDUAL

Points – 40, Pee Wee Barber vs. Miami, Feb. 26, 1987
Points (Half) – 25, Randy Allen vs. St. Joseph's (Me.), Jan. 7, 1985
Points By Opponent – 38, Terry Dozier (South Carolina), Jan. 21, 1987
Field Goals – 16, Alton Lee Gipson vs. Tampa, Nov. 26, 1984
Field Goals By Opponent – 16, Dell Curry, (Virginia Tech), Feb. 24, 1986
Free Throws Attempted – 17, Chuck Graham vs. Jacksonville, Nov. 26, 1991;
 17, Sam Cassell vs. Jacksonville, Nov. 26, 1991
Free Throws Attempted By Opponent – 16, Elliot Perry (Memphis State),
 Feb. 1, 1989
Free Throws Made – 16, Bob Sura vs. South Florida, Nov. 29, 1994
Free Throws Made By Opponent – 15, Elliot Perry (Memphis State), Feb. 1, 1989
Free Throw Percentage – 100% (14-14), Doug Edwards vs. Clemson, Feb. 8, 1992;
 100% (8-8), Michael Johnson vs. Louisville, Jan. 30, 1982;
 100% (11-11), Nick Bryant vs. Florida Atlantic, Dec. 1, 1993;
 100% (16-16), Bob Sura vs. South Florida, Nov. 29, 1994;
 100% (9-9), Ron Hale vs. Georgia Tech, Feb. 11, 1999;
 100% (7-7), Ron Hale vs. NC State, Jan. 23, 1999;
 100% (8-8), Antwuan Dixon vs. Virginia, Feb. 26, 2000;
 100% (6-6), Antwuan Dixon vs. Wake Forest, Feb. 10, 2001;
 100% (6-6), Monte Cummings vs. Furman, Dec. 4, 2000;
 100% (6-6), Monte Cummings vs. North Carolina, Jan. 20, 2001
 100% (6-6), J.D. Bracy vs. Maryland, Feb. 27, 2002
Free Throw Percentage By Opponent – 100% (9-9), Ronnie Williams
 (Florida), Jan. 11, 1982;
 100% (6-6), Kris Hunter (Jacksonville), Dec. 17, 2000
Rebounds – 21, Tat Hunter vs. Virginia Tech, Mar. 1, 1989;
 21, Michael Polite vs. Texas Southern, Nov. 29, 1991
Rebounds By Opponent – 20, Mike Hackett (Jacksonville), Dec. 9, 1981
Assists – 16, Tony William vs. Jacksonville, Feb. 12, 1983
Assists By Opponent – 14, Kenny Siler (So. Miss.), Jan. 18, 1986

TEAM

Points – 133 vs. Central Florida, Nov. 25, 1988
Points By Opponent – 109, Arkansas, Jan. 21, 1991
Points (Half) – 68 vs. Louisville, Feb. 7, 1987
Fewest Points – 41 by Savannah State, Nov. 20, 2001
Fewest Points By Opponent – 41, Florida International, Nov. 20, 1994
Fewest Points (Half) – 17 vs. Clemson, Feb. 15, 1998
Fewest Points By Opponent (Half) – 10, Jacksonville, Dec. 6, 1997
Combined Score – 219, Georgia Tech 111, Florida State 108, 2OT, Feb. 11, 1999
 219, Florida State 117, Southern Miss., 102, Feb. 28, 1987
Personal Fouls – 30 vs. Georgia Tech, Feb. 11, 1999
Personal Fouls By Opponents – 33, Jacksonville, Nov. 26, 1992
Lowest Combined Personal Fouls – 25 vs. Georgia Tech, Feb. 15, 1992;
 vs. Georgia Tech, Mar. 2, 1994
Fewest Personal Fouls – 8 vs. Southern Miss., Feb. 26, 1991
Fewest Personal Fouls By Opponent – 9 vs. North Carolina, Jan. 6, 1999;
 9 vs. Tulane, Feb. 20, 1984
Field Goal Percentage – 71.9 vs. UNC Asheville, Jan. 2, 1992
Field Goal Percentage By Opponent – 64.0 vs. Southern Miss., Jan. 18, 1986
Field Goals – 53 vs. Central Florida, Nov. 25, 1988
Field Goals By Opponent – 43, Southern Miss., Jan. 18, 1986
Free Throws Attempted – 52 vs. Cincinnati, Jan. 21, 1989
Free Throws Attempted By Opponent – 40, Jacksonville, Jan. 8, 1990
Fewest Free Throws Attempted – 2 vs. North Carolina Jan. 6, 1999
Fewest Free Throws Attempted By Opponent – 4 by Elon, Nov. 23, 2001
Free Throws – 42 vs. Cincinnati, Jan. 21, 1989
Free Throws By Opponent – 27, South Carolina, Mar. 2, 1985
Fewest Free Throws – 1 vs. North Carolina, Jan. 6, 1999
Fewest Free Throws By Opponent – 3, Georgia Tech, Feb. 15, 1992
Rebounds – 65 vs. Texas Southern, Nov. 27, 1990
Rebounds By Opponents – 48 vs. Duke, Feb. 17, 1999
Home Attendance – 137,863 (15 games), 1992-93
Home Average Attendance – 9,191 (15 games), 1992-93
Largest Crowd – 13,610 vs. Duke, Jan. 30, 1992
Winning Streak – 11, 1986-87, 1987-88



Year-By-Year Results

Year	Overall			Final AP Rank	Affiliation	Conference				Conference Tournament				Coach	Postseason
	Win	Loss	Pct.			Win	Loss	Pct.	Finish	Win	Loss	Pct.	Finish		
1947-48	5	13	.277		independent	—	—	—	—	—	—	—	—	Don Loucks	
1948-49	12	12	.500		independent	—	—	—	—	—	—	—	—	J.K. Kennedy	
1949-50	15	10	.600		independent	—	—	—	—	—	—	—	—	J.K. Kennedy	
1950-51	18	9	.667		independent	—	—	—	—	—	—	—	—	J.K. Kennedy	
1951-52	5	20	.200		independent	—	—	—	—	—	—	—	—	J.K. Kennedy	
1952-53	11	11	.500		independent	—	—	—	—	—	—	—	—	J.K. Kennedy	
1953-54	13	7	.619		independent	—	—	—	—	—	—	—	—	J.K. Kennedy	
1954-55	22	4	.846		independent	—	—	—	—	—	—	—	—	J.K. Kennedy	
1955-56	16	9	.640		independent	—	—	—	—	—	—	—	—	J.K. Kennedy	
1956-57	9	17	.346		independent	—	—	—	—	—	—	—	—	J.K. Kennedy	
1957-58	9	16	.360		independent	—	—	—	—	—	—	—	—	J.K. Kennedy	
1958-59	8	15	.347		independent	—	—	—	—	—	—	—	—	J.K. Kennedy	
1959-60	10	15	.400		independent	—	—	—	—	—	—	—	—	J.K. Kennedy	
1960-61	14	10	.583		independent	—	—	—	—	—	—	—	—	J.K. Kennedy	
1961-62	15	8	.651		independent	—	—	—	—	—	—	—	—	J.K. Kennedy	
1962-63	15	10	.600		independent	—	—	—	—	—	—	—	—	J.K. Kennedy	
1963-64	14	14	.500		independent	—	—	—	—	—	—	—	—	J.K. Kennedy	
1964-65	16	10	.620		independent	—	—	—	—	—	—	—	—	J.K. Kennedy	
1965-66	15	11	.577		independent	—	—	—	—	—	—	—	—	J.K. Kennedy	
1966-67	11	15	.423		independent	—	—	—	—	—	—	—	—	Hugh Durham	
1967-68	19	8	.704		independent	—	—	—	—	—	—	—	—	Hugh Durham	NCAA (0-1)
1968-69	18	8	.692		independent	—	—	—	—	—	—	—	—	Hugh Durham	
1969-70	23	3	.885	10	independent	—	—	—	—	—	—	—	—	Hugh Durham	
1970-71	17	9	.654		independent	—	—	—	—	—	—	—	—	Hugh Durham	
1971-72	27	6	.818	10	independent	—	—	—	—	—	—	—	—	Hugh Durham	4-1 (NCAA Finals)
1972-73	18	8	.692		independent	—	—	—	—	—	—	—	—	Hugh Durham	
1973-74	18	8	.692		independent	—	—	—	—	—	—	—	—	Hugh Durham	
1974-75	18	8	.692		independent	—	—	—	—	—	—	—	—	Hugh Durham	
1975-76	21	6	.778		independent	—	—	—	—	—	—	—	—	Hugh Durham	
1976-77	16	11	.593		Metro	5	7	.417	5th	0	1	.000	First Round	Hugh Durham	
1977-78	23	6	.793	15	Metro	11	1	.917	1st	1	1	.500	Finals	Hugh Durham	NCAA (0-1)
1978-79	19	10	.655		Metro	7	3	.700	3rd	2	1	.667	Finals	Joe Williams	
1979-80	22	9	.710		Metro	7	5	.583	4th	2	1	.667	Finals	Joe Williams	NCAA (1-1)
1980-81	17	11	.607		Metro	7	5	.583	2nd	1	1	.500	Semifinals	Joe Williams	
1981-82	11	17	.392		Metro	4	8	.333	6th	1	1	.500	Semifinals	Joe Williams	
1982-83	14	14	.500		Metro	5	7	.417	5th	0	1	.000	Semifinals	Joe Williams	
1983-84	20	11	.645		Metro	9	5	.643	3rd	1	1	.500	Semifinals	Joe Williams	NIT (1-1)
1984-85	14	16	.467		Metro	4	10	.286	7th	2	1	.667	Finals	Joe Williams	
1985-86	12	17	.414		Metro	4	10	.286	7th	1	1	.500	Semifinals	Joe Williams	
1986-87	19	11	.633		Metro	3	9	.250	6th	0	1	.000	First Round	Pat Kennedy	NIT (1-1)
1987-88	19	11	.633		Metro	8	6	.571	2nd	1	1	.500	Semifinals	Pat Kennedy	NCAA (0-1)
1988-89	22	8	.733	16	Metro	10	4	.714	2nd	1	1	.500	Finals	Pat Kennedy	NCAA (0-1)
1989-90	16	15	.516		Metro	6	9	.400	5th	0	1	.000	First Round	Pat Kennedy	
1990-91	21	11	.592		Metro	12	5	.706	2nd	3	0	1.000	Champions	Pat Kennedy	NCAA (1-1)
1991-92	22	10	.687	20	ACC	11	5	.688	2nd	1	1	.500	Semifinals	Pat Kennedy	NCAA Sweet 16 (2-1)
1992-93	25	10	.714	11	ACC	12	4	.750	2nd	0	1	.000	Quarterfinals	Pat Kennedy	NCAA Elite Eight (3-1)
1993-94	13	14	.481		ACC	6	10	.375	T7th	0	1	.000	Quarterfinals	Pat Kennedy	
1994-95	12	15	.444		ACC	5	11	.313	T6th	0	1	.000	Quarterfinals	Pat Kennedy	
1995-96	13	14	.481		ACC	5	11	.313	8th	0	1	.000	First Round	Pat Kennedy	
1996-97	20	12	.625		ACC	6	10	.375	7th	0	1	.000	Quarterfinals	Pat Kennedy	NIT Finals (4-1)
1997-98	18	14	.563		ACC	6	10	.375	T6th	0	1	.000	First Round	Steve Robinson	NCAA (1-1)
1998-99	13	17	.433		ACC	5	11	.313	T7th	1	1	.500	Quarterfinals	Steve Robinson	
1999-00	12	17	.414		ACC	6	10	.375	T6th	1	1	.500	Quarterfinals	Steve Robinson	
2000-01	9	21	.300		ACC	4	12	.333	8th	0	1	.000	First Round	Steve Robinson	
2001-02	12	17	.414		ACC	4	12	.333	T7th	1	1	.500	Quarterfinals	Steve Robinson	

note - Florida State was a member of the Metro Conference from 1976-77 through 1990-91.
 note - Florida State joined the Atlantic Coast Conference to begin the 1991-92 season.

Year-By-Year Team Statistics

Year	G	FG-FGA	Pct.	3FG-3FGA	Pct.	FT-FTA	Pct.	O-D-REB	Avg.	PF	AST	TO	BL	ST	PTS-Avg.
1947-48	18	312				226									850-47.2
1948-49	18														979-54.4
1948-49	24														1220-50.8
1949-50	24														1211-50.5
1949-50	25	NA	NA			NA	NA				NA				1444-57.8
1950-51	25														1339-53.6
1950-51	27							NA	NA	NA					1792-66.4
1951-52	27														1716-63.6
1951-52	25	585-1925	.304			301-505	.596				568				1471-58.8
1952-53	25														1759-70.4
1952-53	22	599-1764	.339			449-694	.690				462				1647-74.9
1953-54	22	621-1717	.362			436-725	.601				439				1678-76.3
1953-54	20														1505-75.3
1954-55	20														1448-72.4
1954-55	26	794-2164	.367			707-982	.720	1422	54.6	522					2295-88.3
1955-56	26	756-2059	.367			539-826	.653	1061	40.8	578					2051-78.9
1955-56	25	667-1648	.405			689-947	.728	1129	45.1	497					2023-80.9
1956-57	25	710-1703	.417			494-799	.618	1188	47.5	554					1914-76.5
1956-57	26	704-1862	.378	NA	NA	543-799	.680	1091	42.0	496		NA	NA	NA	1951-75.1
1957-58	26	763-1981	.385			545-805	.677	1246	47.9	482					2061-79.3
1957-58	25	621-1853	.335			447-622	.719	1247	49.9	494					1689-67.6
1958-59	25	697-1766	.395			454-689	.659	1352	54.1	448					1848-73.9
1958-59	23	667-1758	.379			436-646	.675	1195	52.0	486					1770-77.0
1959-60	23	698-1684	.415			479-699	.685	1312	57.1	455		NA			1875-81.5
1959-60	25	730-1883	.388			468-713	.656	1305	52.2	547		NA			1928-77.1
1960-61	25	719-1683	.427			512-783	.654	1328	53.1	505					1950-78.0
1960-61	24	672-1467	.458			442-634	.697	1054	43.9	451					1786-74.4
1961-62	24	629-1501	.419			411-629	.653	1023	42.6	467					1669-69.5
1961-62	23	709-1386	.512			363-525	.691	897	39.0	383					1781-77.4
1962-63	23	615-1458	.422			337-482	.699	930	40.4	430					1567-68.1
1962-63	25	707-1513	.467			330-517	.638	1047	41.9	488					1744-69.8
1963-64	25	599-1434	.418			482-678	.717	977	39.1	421					1680-67.2
1964-65	28														1835-65.5
1964-65	28														1838-65.6
1964-65	26	697-1574	.443			425-593	.717	1058	40.7	520					1819-70.0
1964-65	26	629-1444	.436			505-704	.717	1001	38.5	490					1763-67.8



Jerome Fitchett (left) played in 118 games as a Seminole from 1985-88. He helped lead the Seminoles to the NCAA Tournament in 1988 as a senior. Gary Schull (above), who is ranked sixth all-time in school history with 769 rebounds, grabbed a single-game career-high 27 rebounds against Jacksonville, Feb. 10, 1966. His 27 rebounds are tied for the fifth highest single-game total in school history.

Year-By-Year Team Statistics

Year	G	FG-FGA	Pct.	3FG-3FGA	Pct.	FT-FTA	Pct.	O-D-REB	Avg.	PF	AST	TO	BL	ST	PTS-Avg.
1965-66	26	696-1588	.438			505-720	.701	1109	42.7	553					1897-73.0
	26	647-1462	.443			483-714	.677	991	38.1	542					1777-68.4
1966-67	26	721-1596	.452			402-581	.692	1037	39.9	533					1844-70.9
	26	725-1634	.444			486-702	.692	1200	46.2	455	NA				1936-75.5
1967-68	27	956-1960	.488			526-722	.729	1388	51.4	561					2438-90.3
	27	793-1911	.415			532-736	.723	1134	42.0	534					2118-78.4
1968-69	26	925-1965	.471			412-633	.651	1336	51.4	436					2260-86.9
	26	774-1708	.453			498-688	.724	1039	40.0	308		NA			2056-79.1
1969-70	26	939-1950	.482			507-705	.719	1209	46.5	517	411				2385-91.7
	26	743-1837	.405			469-687	.683	1312	50.5	508					1955-75.2
1970-71	26	990-2082	.476			400-592	.676	1388	53.4	462	499				2380-91.5
	26	842-1943	.433			401-612	.655	1208	46.5	534	384				2085-80.2
1971-72	33	1110-2372	.468			561-800	.701	1608	48.7	564	634		NA	NA	2781-84.3
	33	904-2153	.420			478-722	.662	1386	42.0	597	470				2286-69.3
1972-73	26	938-1886	.497			244-401	.609	1250	48.1	452	513				2120-81.5
	26	779-1817	.429			302-427	.707	1022	39.3	443	367				1860-71.5
1973-74	26	971-2055	.473			347-491	.707	1230	47.3	509	436	478			2289-88.0
	26	856-1903	.450			333-487	.684	1100	42.3	544	342	539			2045-78.7
1974-75	26	932-1858	.502			294-456	.645	1099	42.3	517	425	472			2158-83.0
	26	766-1732	.442			330-474	.696	1019	39.2	521	335	548			1862-71.6
1975-76	27	956-1949	.491			350-507	.690	1168	43.3	585	459	462			2264-83.9
	27	751-1668	.450	NA	NA	360-540	.667	980	36.3	538	361	552			1862-69.0
1976-77	27	945-1888	.501			361-547	.660	1056	39.1	580	439	489			2251-83.4
	27	839-1735	.484			405-563	.719	1029	38.1	559	381	547			2083-77.2
1977-78	29	986-1957	.504			444-683	.650	1161	40.0	576	408	451	67	276	2416-83.3
	29	861-1875	.459			368-532	.692	1045	36.0	621	282	544	75	191	2090-72.1
1978-79	29	882-1728	.510			461-672	.686	1022	35.2	637	379	407	61	223	2225-76.7
	29	829-1656	.501			476-674	.706	889	30.7	626	316	512	84	193	2134-73.6
1979-80	31	964-1811	.532			529-772	.685	1021	32.9	556	471	496	90	204	2461-79.4
	31	968-1942	.499			383-559	.685	1018	32.8	669	405	499	99	234	2319-74.8
1980-81	28	772-1578	.489			525-766	.685	1028	36.7	603	287	402	98	190	2069-73.9
	28	770-1675	.460			457-654	.699	956	34.1	661	323	424	72	208	1993-71.2
1981-82	28	850-1740	.489			368-548	.672	967	34.5	570	328	484	45	210	2068-73.9
	28	851-1662	.512			418-623	.671	936	33.4	540	407	452	84	191	2120-75.7
1982-83	28	826-1716	.481			470-653	.720	958	34.2	602	353	448	43	237	2122-75.8
	28	845-1665	.508			473-656	.721	954	34.1	597	374	481	73	182	2163-77.3
1983-84	31	936-1769	.529			426-630	.676	999	32.2	569	534	477	105	261	2298-74.1
	31	867-1837	.472			395-602	.656	1025	33.1	587	440	487	59	208	2129-68.8
1984-85	30	935-1877	.498			432-646	.669	1101	36.7	564	484	416	124	266	2302-76.7
	30	860-1854	.464			434-633	.686	1075	35.8	600	374	438	71	186	2154-71.8
1985-86	29	945-1858	.509			414-593	.698	980	33.8	568	461	519	97	228	2304-79.5
	29	950-1899	.500			457-632	.723	1088	37.5	559	457	508	72	187	2357-81.3
1986-87	30	942-1940	.486	178-428	.416	448-638	.702	1161	38.7	589	381	436	88	159	2510-83.7
	30	899-2026	.444	118-295	.400	435-632	.688	1153	38.4	598	330	426	93	153	2351-78.4
1987-88	30	943-1857	.508	154-352	.438	488-715	.683	1147	38.2	571	401	430	69	214	2528-84.3
	30	865-1861	.465	138-401	.344	422-595	.709	957	31.9	627	365	450	94	193	2285-76.2
1988-89	30	999-1980	.505	181-474	.382	560-770	.727	1116	37.2	557	411	419	71	251	2739-91.3
	30	957-1989	.481	141-385	.366	367-541	.678	1096	36.5	672	408	502	72	188	2422-80.7
1989-90	31	882-1886	.468	117-343	.341	495-700	.707	410-632-1123	36.2	559	389	513	96	256	2376-76.7
	31	909-1903	.478	122-363	.336	401-570	.704	350-583-1048	33.8	620	486	481	100	206	2341-75.5
1990-91	32	924-2001	.462	147-446	.330	542-809	.670	453-725-1261	39.4	622	440	492	152	275	2537-79.3
	32	883-1995	.443	171-476	.359	492-703	.700	413-642-1161	36.3	652	441	502	93	231	2429-75.9
1991-92	32	954-1970	.484	170-491	.346	487-734	.664	396-699-1194	38.5	595	469	482	145	290	2565-82.7
	32	859-1927	.446	213-558	.382	469-677	.693	371-649-1145	36.9	590	447	518	99	223	2400-77.4
1992-93	35	1145-2315	.495	187-564	.332	543-807	.673	460-784-1376	39.3	606	584	554	210	322	3020-86.3
	35	1170-2392	.450	220-587	.375	414-631	.656	551-790-1341	38.3	669	563	581	102	257	2788-79.7
1993-94	27	760-1713	.444	166-520	.319	392-598	.656	378-606-1076	39.9	514	377	431	110	231	2078-77.0
	27	714-1643	.435	169-468	.361	423-637	.664	382-632-1014	37.6	501	433	442	111	203	2020-74.8
1994-95	27	745-1679	.444	211-588	.359	326-486	.671	377-600-1036	38.4	515	386	440	167	186	2027-75.1
	27	714-1630	.438	166-438	.379	419-588	.713	376-589-965	35.7	468	355	379	68	202	2013-74.6
1995-96	27	727-1650	.441	175-506	.346	404-620	.652	359-560-1002	37.1	508	396	361	122	236	2033-75.3
	27	687-1554	.442	190-529	.359	409-604	.677	365-631-996	36.9	549	361	426	82	195	1973-73.1
1996-97	32	866-1928	.449	195-558	.349	421-656	.642	386-716-1206	37.7	601	492	439	142	280	2348-73.4
	32	758-1896	.400	172-538	.320	448-687	.652	475-715-1190	37.2	567	360	485	118	200	2136-66.8
1997-98	32	836-1830	.457	129-438	.295	486-731	.665	381-762-1240	38.8	631	461	543	165	237	2287-71.5
	32	766-1881	.407	179-569	.315	507-731	.694	406-674-1080	33.8	632	373	464	115	296	2218-69.3
1998-99	30	765-1721	.445	178-525	.339	410-621	.660	318-575-967	32.2	599	447	472	86	264	2118-70.6
	30	766-1663	.461	199-554	.359	469-705	.665	393-678-1071	35.7	566	429	523	121	241	2200-73.3
1999-00	29	656-1591	.412	175-490	.357	387-566	.684	319-655-1075	37.1	483	352	449	120	153	1874-64.6
	29	750-1758	.427	194-535	.363	342-536	.638	395-648-1043	36.0	509	404	341	128	238	2036-70.2
2000-01	30	742-1739	.427	148-464	.319	453-675	.671	396-701-1097	36.6	600	389	448	103	186	2085-69.5
	30	795-1756	.453	219-515	.395	479-688	.696	364-697-1061	35.4	580	420	389	131	226	2288-76.3
2001-02	29	759-1765	.430	169-503	.336	395-602	.656	450-676-1126	38.8	537	382	476	102	222	2082-71.8
	29	753-1709	.441	223-612	.364	417-589	.708	361-655-1016	35.0	573	429	461	122	247	2146-74.0

FSU Individual Records in ACC Games

POINTS

- 37, Ron Hale at Wake Forest, Jan. 4, 2000
- 35, Bob Sura at Duke, Jan. 22, 1994
- 34, Bob Sura at Maryland, Feb. 13, 1993
- 34, Sam Cassell at Wake Forest, Jan. 11, 1992
- 31, Ron Hale vs. Clemson, Jan. 12, 1999
- 31, Bob Sura vs. NC State, Feb. 16, 1994
- 30, Bob Sura vs. Virginia, Jan. 4, 1995
- 30, Sam Cassell at Clemson, Jan. 20, 1993
- 29, Bob Sura at Duke, Feb. 24, 1993

FIELD GOALS MADE

- 14, Bob Sura at Duke, Jan. 22, 1994
- 14, Sam Cassell at Maryland, Feb. 5, 1992
- 13, Corey Louis at North Carolina, Jan. 25, 1995
- 13, Bob Sura at Maryland, Feb. 13, 1993
- 13, Sam Cassell at Wake Forest, Jan. 11, 1992
- 12, Bob Sura vs. NC State, Feb. 16, 1994
- 12, Sam Cassell, at Clemson, Jan. 20, 1993
- 11, Chuck Graham at North Carolina, Jan. 26, 1994
- 11, Doug Edwards vs. Virginia, Feb. 8, 1993
- 11, Doug Edwards vs. Maryland, Jan. 13, 1993
- 11, Ron Hale at Wake Forest, Jan. 4, 2000
- 11, Damos Anderson at Georgia Tech, Feb. 21, 2000
- 11, Monte Cummings at North Carolina, Feb. 17, 2002

FIELD GOALS ATTEMPTED

- 27, Bob Sura at Duke, Jan. 22, 1994
- 24, Bob Sura at Wake Forest, Jan. 7, 1995
- 24, Bob Sura at Maryland, Feb. 13, 1993
- 24, Sam Cassell at Wake Forest, Jan. 11, 1992
- 23, James Collins vs. Maryland, Jan. 10, 1995
- 23, Sam Cassell at Maryland, Feb. 5, 1992
- 22, Bob Sura vs. Clemson, Feb. 20, 1993
- 21, Ron Hale vs. NC State, Jan. 23, 1999
- 21, Sam Cassell vs. Virginia, Jan. 4, 1992

FIELD GOAL PERCENTAGE

(Minimum 5 FGM)

- 1.000, Mike Mathews (6-6) vs. Wake Forest, Feb. 10, 2001
- 1.000, Monte Cummings (6-6) at Georgia Tech, Jan. 27, 2001
- 1.000, Kirk Luchman (6-6) vs. Georgia Tech, Feb. 28, 1996
- 1.000, Rodney Dobard (6-6) at Georgia Tech, Jan. 23, 1992
- .909, Doug Edwards (10-11) vs. NC State, Mar. 13, 1992
- .889, Terrell Baker (8-9) vs. NC State, Jan. 28, 1998
- .875, Corey Louis (7-8) vs. Clemson, Jan. 11, 1997
- .875, Bob Sura (7-8) vs. NC State, Jan. 16, 1993
- .875, Rodney Dobard (7-8) vs. NC State, Jan. 25, 1992
- .857, Delvon Arrington (6-7) vs. Georgia Tech, Feb. 11, 1999
- .857, Rodney Dobard (6-7) at Maryland, Jan. 18, 1992
- .857, Sam Cassell (12-14) at Clemson, Jan. 20, 1993
- .818, Rodney Dobard (9-11) vs. Wake Forest, Feb. 10, 1993

THREE-POINTERS MADE

- 6, Sam Cassell at Clemson, Jan. 20, 1993
- 6, Sam Cassell vs. Georgia Tech, Feb. 15, 1992
- 6, Sam Cassell at Wake Forest, Jan. 11, 1992
- 5, Adrian Crawford at Virginia, Dec. 1, 1998
- 5, James Collins vs. Wake Forest, Mar. 7, 1997
- 5, Geoff Brower at North Carolina, Feb. 24, 1996
- 5, James Collins at North Carolina, Feb. 24, 1996
- 5, James Collins at Clemson, Feb. 17, 1996
- 5, James Collins vs. Clemson, Jan. 17, 1996
- 5, Chuck Graham at North Carolina, Feb. 26, 1994
- 5, Chuck Graham at Wake Forest, Feb. 10, 1994
- 5, Bob Sura at Wake Forest, Feb. 10, 1994
- 5, Sam Cassell vs. North Carolina, Feb. 27, 1992
- 5, Chuck Graham vs. North Carolina, Feb. 27, 1992

THREE-POINTERS ATTEMPTED

- 13, James Collins at Clemson, Feb. 17, 1996
- 12, James Collins vs. Clemson, Jan. 11, 1997
- 12, James Collins vs. Wake Forest, Jan. 6, 1996
- 12, Bob Sura vs. North Carolina, Feb. 27, 1993
- 12, Sam Cassell at North Carolina, Jan. 27, 1993
- 11, James Collins vs. Maryland, Jan. 10, 1995
- 11, Bob Sura vs. Maryland, Jan. 10, 1995
- 11, Sam Cassell at Wake Forest, Jan. 11, 1992

THREE-POINT PERCENTAGE

(Minimum 3 FGM)

- 1.000, Adrian Crawford (4-4) at North Carolina, Feb. 22, 2001
- 1.000, Delvon Arrington (3-3) at Virginia, Jan. 16, 2001
- 1.000, Sam Cassell (6-6) at Clemson, Jan. 20, 1993
- 1.000, Geoff Brower (5-5) at North Carolina, Feb. 24, 1996
- 1.000, Adrian Crawford (4-4) vs. Wake Forest, Jan. 20, 1999
- .833, Chuck Graham (5-6) at North Carolina, Feb. 26, 1994
- .800, Kerry Thompson (4-5) vs. Virginia, Jan. 8, 1997
- .800, Damos Anderson (4-5) at North Carolina, Jan. 22, 2000
- .800, Ron Hale (4-5) at Wake Forest, Jan. 4, 2000
- .750, Ron Hale (3-4) vs. Clemson, Jan. 12, 1999
- .750, Terrell Baker (3-4) at NC State, Jan. 3, 1998
- .750, Terrell Baker (3-4) at Maryland, Jan. 7, 1998
- .750, Bob Sura (3-4) vs. NC State, Jan. 16, 1993
- .750, Delvon Arrington (3-4) vs. Georgia Tech, Mar. 2, 2002

FREE THROWS MADE

- 14, Doug Edwards vs. Clemson, Feb. 8, 1992
- 11, Doug Edwards at NC State, Feb. 10, 1992
- 11, Ron Hale at Wake Forest, Jan. 4, 2000
- 10, Ron Hale vs. Maryland, Feb. 29, 1997
- 10, James Collins at Maryland, Mar. 4, 1996
- 10, Scott Shepard vs. Maryland, Feb. 10, 1996
- 10, Sam Cassell vs. Clemson, Feb. 20, 1993
- 10, Monte Cummings vs. Georgia Tech, Mar. 2, 2002
- 9, Ron Hale vs. Georgia Tech, Feb. 11, 1999
- 9, Bob Sura vs. NC State, Jan. 15, 1995
- 9, Bob Sura vs. Virginia, Jan. 4, 1995
- 9, Doug Edwards at Maryland, Feb. 13, 1993
- 9, Bob Sura vs. Virginia, Feb. 8, 1993
- 9, Bob Sura at Duke, Feb. 24, 1993

FREE THROWS ATTEMPTED

- 15, Ron Hale vs. Maryland, Feb. 29, 1997
- 14, Doug Edwards at Maryland, Feb. 13, 1993
- 14, Doug Edwards vs. Clemson, Feb. 8, 1992
- 13, Bob Sura vs. Maryland, Feb. 12, 1994
- 13, Bob Sura vs. Virginia, Feb. 8, 1993
- 12, Bob Sura vs. NC State, Jan. 15, 1995
- 12, Bob Sura vs. NC State, Mar. 13, 1992
- 12, Doug Edwards at NC State, Feb. 10, 1992
- 12, Ron Hale at Wake Forest, Jan. 4, 2000
- 11, Sam Cassell vs. Clemson, Feb. 20, 1993
- 11, Bob Sura at Virginia, Jan. 6, 1993
- 11, Bob Sura at Duke, Feb. 24, 1993
- 11, Monte Cummings vs. Georgia Tech, Mar. 2, 2002
- 11, Nigel Dixon vs. Virginia, Feb. 20, 2002

FREE THROW PERCENTAGE

(Minimum 7 FTM)

- 1.000, Doug Edwards (14-14) vs. Clemson, Feb. 8, 1992
- 1.000, Ron Hale (9-9) vs. Georgia Tech, Feb. 11, 1999
- 1.000, Ron Hale (8-8) vs. NC State, Jan. 23, 1999
- 1.000, Ron Hale (7-7) at Maryland, Jan. 27, 1999
- 1.000, Randell Jackson (7-7) vs. Virginia, Feb. 28, 1998
- 1.000, Antwan Dixon (8-8) vs. Virginia, Feb. 26, 2000

OFFENSIVE REBOUNDS

- 8, Corey Louis at Virginia, Feb. 4, 1995
- 7, Michael Joiner at NC State, Feb. 25, 2001
- 7, Ron Hale vs. NC State, Jan. 23, 1999
- 7, Kirk Luchman at Wake Forest, Jan. 25, 1997
- 7, Corey Louis vs. Clemson, Feb. 18, 1995
- 7, Doug Edwards vs. Clemson, Mar. 12, 1993
- 7, Doug Edwards vs. NC State, Feb. 10, 1993
- 7, Doug Edwards at North Carolina, Jan. 27, 1993
- 7, Doug Edwards vs. Duke, Jan. 24, 1993
- 7, Doug Edwards at Virginia, Jan. 6, 1993
- 7, Nigel Dixon vs. Georgia Tech, Mar. 2, 2002
- 6, Nigel Dixon vs. Maryland, Feb. 27, 2002
- 6, Nigel Dixon vs. Duke, Jan. 6, 2002
- 6, Randell Jackson at Georgia Tech, Jan. 15, 1997
- 6, Doug Edwards vs. Georgia Tech, Jan. 31, 1993

DEFENSIVE REBOUNDS

- 12, Michael Joiner at Wake Forest, Jan. 9, 2001
- 12, Rodney Dobard at North Carolina, Dec. 15, 1991
- 11, Bob Sura vs. NC State, Jan. 15, 1995
- 10, Oliver Simmons at NC State, Feb. 2, 2000
- 9, Delvon Arrington at Maryland, Feb. 14, 2001
- 9, Delvon Arrington vs. Georgia Tech, Feb. 28, 2001
- 9, Corey Louis at Virginia, Feb. 4, 1998
- 9, Kirk Luchman vs. Wake Forest, Mar. 1, 1997
- 9, Bob Sura vs. Maryland, Jan. 10, 1995
- 9, Doug Edwards at Georgia Tech, Jan. 23, 1992
- 8, Doug Edwards vs. Clemson, Mar. 12, 1993
- 8, Doug Edwards vs. Maryland, Feb. 13, 1993
- 8, Doug Edwards vs. Virginia, Feb. 8, 1993
- 8, Delvon Arrington at Clemson, Feb. 12, 2000

TOTAL REBOUNDS

- 17, Michael Joiner at Wake Forest, Jan. 10, 2001
- 15, Doug Edwards vs. Clemson, Mar. 12, 1993
- 15, Rodney Dobard at Maryland, Jan. 18, 1992
- 13, Bob Sura at Virginia, Feb. 4, 1995
- 13, Doug Edwards vs. Maryland, Feb. 5, 1992
- 13, Doug Edwards at Maryland, Jan. 18, 1992
- 12, Randell Jackson vs. Wake Forest, Mar. 1, 1997
- 12, Corey Louis at Virginia, Feb. 4, 1998
- 12, Bob Sura vs. NC State, Jan. 15, 1995
- 12, Rodney Dobard at North Carolina, Dec. 15, 1991
- 12, Doug Edwards vs. North Carolina, Feb. 27, 1992
- 12, Rodney Dobard vs. Maryland, Feb. 5, 1992
- 12, Doug Edwards vs. Virginia, Jan. 4, 1993
- 12, Nigel Dixon vs. Duke, Jan. 6, 2002

ASSISTS

- 13, Delvon Arrington at Georgia Tech, Jan. 9, 1999
- 12, Bob Sura vs. NC State, Jan. 15, 1995
- 11, Charlie Ward at Georgia Tech, Jan. 23, 1992
- 10, Kerry Thompson vs. North Carolina, Jan. 22, 1997
- 10, Charlie Ward vs. NC State, Jan. 16, 1993
- 10, Delvon Arrington at Maryland, Mar. 1, 2000
- vs. North Carolina, Feb. 23, 2000
- vs. Georgia Tech, Feb. 21, 2000
- at Georgia Tech, Jan. 19, 2000
- vs. Duke, Jan. 6, 2002
- 9, Kerry Thompson vs. Duke, Feb. 15, 1997
- 9, Charlie Ward at Wake Forest, Feb. 10, 1994
- 9, Bob Sura at Wake Forest, Jan. 8, 1994
- 9, Sam Cassell at Virginia, Jan. 6, 1993
- 9, Delvon Arrington vs. Georgia Tech, Mar. 2, 2002

BLOCKED SHOTS

- 9, Corey Louis vs. Maryland, Jan. 10, 1995
- 7, Rodney Dobard vs. Maryland, Jan. 13, 1993
- 6, Randell Jackson vs. Virginia, Feb. 28, 1998
- 6, Rodney Dobard at Wake Forest, Jan. 9, 1993
- 6, Rodney Dobard at North Carolina, Jan. 27, 1993
- 6, Rodney Dobard at NC State, Feb. 17, 1993
- 6, David Anderson vs. Duke, Jan. 21, 2000
- 6, Delvon Arrington at Georgia Tech, Jan. 27, 2001
- 5, Mike Mathews vs. Virginia, Feb. 17, 2001
- 5, Karim Shabazz at Virginia, Dec. 1, 1998
- 5, Corey Louis vs. Maryland, Feb. 10, 1996
- 5, Corey Louis vs. North Carolina, Jan. 24, 1996
- 5, Randell Jackson vs. Wake Forest, Jan. 6, 1996
- 5, Rodney Dobard at Duke, Feb. 24, 1993

STEALS

- 9, Bob Sura at Georgia Tech, Mar. 2, 1995
- 8, Charlie Ward at Wake Forest, Jan. 11, 1992
- 7, Delvon Arrington at Clemson, Feb. 23, 2002
- 6, Delvon Arrington at Georgia Tech, Jan. 27, 2001
- 6, Kerry Thompson vs. Maryland, Jan. 29, 1997
- 6, James Collins vs. NC State, Feb. 14, 1996
- 6, Charlie Ward, Feb. 8, 1992
- 5, Delvon Arrington at North Carolina, Jan. 22, 1999
- 5, Delvon Arrington at North Carolina, Feb. 7, 1999
- 5, Delvon Arrington vs. Virginia, Jan. 30, 1999
- 5, Kerry Thompson at NC State, Jan. 3, 1998
- 5, Bob Sura vs. Duke, Jan. 21, 1995
- 5, Charlie Ward at Clemson, Feb. 16, 1994
- 5, Delvon Arrington at North Carolina, Jan. 22, 2000

FSU Team Records in ACC Games

MOST POINTS IN A GAME

111, vs. Wake Forest, Feb. 10, 1993
 110, vs. North Carolina, Feb. 27, 1992
 108, vs. Georgia Tech, Feb. 11, 1999
 105, vs. Maryland, Jan. 13, 1993
 102, vs. Clemson, Feb. 20, 1993
 102, vs. Clemson, Feb. 8, 1992
 100, vs. Maryland, Feb. 10, 1996
 100, vs. Virginia, Feb. 6, 1994
 99, vs. Virginia, Feb. 8, 1993
 98, vs. NC State, Jan. 25, 1992
 96, vs. Georgia Tech, Jan. 31, 1993
 93, vs. NC State, Mar. 13, 1992
 91, at Maryland, Jan. 18, 1992

FIRST HALF POINTS

57, vs. Wake Forest, Feb. 10, 1993
 53, vs. Clemson, Feb. 20, 1993
 52, vs. NC State, Jan. 15, 1995
 51, vs. Georgia Tech, Jan. 31, 1993
 51, vs. Clemson, Feb. 8, 1992
 50, at Clemson, Mar. 3, 2001
 49, at NC State, Feb. 10, 1992
 47, vs. Virginia, Feb. 6, 1994
 46, vs. North Carolina, Jan. 22, 1997
 46, at North Carolina, Feb. 24, 1996
 46, vs. North Carolina, Feb. 27, 1992
 46, at North Carolina, Dec. 15, 1991

SECOND HALF POINTS

65, vs. Maryland, Feb. 10, 1996
 65, vs. Maryland, Jan. 13, 1993
 64, vs. North Carolina, Feb. 27, 1992
 57, vs. Virginia, Feb. 8, 1993
 54, vs. Wake Forest, Feb. 10, 1993
 53, vs. Virginia, Feb. 6, 1994
 52, at Maryland, Feb. 13, 1993
 51, vs. Georgia Tech, Feb. 11, 1999
 51, vs. Virginia, Feb. 28, 1998
 51, vs. Clemson, Feb. 8, 1992
 51, vs. NC State, Jan. 25, 1992
 50, vs. NC State, Mar. 13, 1992

FIELD GOALS MADE

44, vs. Wake Forest, Feb. 10, 1993
 42, vs. Georgia Tech, Feb. 11, 1999
 41, vs. NC State, Jan. 15, 1995
 41, vs. Georgia Tech, Jan. 31, 1993
 39, vs. NC State, Mar. 13, 1992
 39, vs. North Carolina, Feb. 27, 1992
 37, vs. Maryland, Jan. 13, 1993
 37, vs. Clemson, Feb. 20, 1993
 36, vs. Duke, Jan. 24, 1993
 36, at Wake Forest, Jan. 11, 1992
 35, at Clemson, Jan. 20, 1993
 35, vs. Virginia, Feb. 8, 1993
 35, at Georgia Tech, Mar. 4, 1993
 35, vs. NC State, Jan. 25, 1992

FIELD GOALS ATTEMPTED

85, vs. Georgia Tech, Jan. 31, 1993
 80, at Georgia Tech, Jan. 27, 1996
 79, vs. Georgia Tech, Feb. 11, 1999
 77, vs. Clemson, Mar. 12, 1993
 76, vs. Duke, Jan. 24, 1993
 76, vs. Wake Forest, Feb. 10, 1993
 75, vs. Maryland, Jan. 10, 1995
 75, vs. North Carolina, Mar. 11, 1994
 74, at Duke, Jan. 22, 1994
 74, at Virginia, Jan. 6, 1993

FIELD GOAL PERCENTAGE

.639, vs. NC State (39-61), Mar. 13, 1992
 .615, vs. Wake Forest (24-39), Jan. 20, 1999
 .614, vs. Clemson (27-44), Jan. 17, 1996
 .612, vs. NC State, Jan. 15, 1995
 .579, vs. Wake Forest, Feb. 10, 1993
 .578, at NC State (26-45), Jan. 3, 1998
 .574, vs. Maryland (31-54), Feb. 10, 1996
 .569, at North Carolina (29-51), Feb. 24, 1996
 .558, vs. Duke, Jan. 21, 1995
 .552, vs. Maryland, Jan. 13, 1993
 .547, vs. Wake Forest (29-53), Jan. 22, 1998

THREE-POINTERS MADE

13, at NC State, Feb. 15, 1995
 13, vs. North Carolina, Feb. 27, 1992
 12, vs. North Carolina, Feb. 25, 1995
 12, at Clemson, Jan. 18, 1995
 12, at Wake Forest, Feb. 10, 1994
 12, at Clemson, Jan. 20, 1993
 11, vs. Wake Forest, Mar. 7, 1997
 11, at North Carolina, Feb. 24, 1996
 11, at North Carolina, Feb. 25, 1994

THREE-POINTERS ATTEMPTED

34, vs. Maryland, Jan. 10, 1995
 32, at North Carolina, Feb. 25, 1994
 31, vs. North Carolina, Jan. 6, 1999
 31, vs. North Carolina, Mar. 11, 1994
 29, at Georgia Tech, Jan. 27, 1996
 28, vs. Clemson, Feb. 18, 1995
 28, at Virginia, Feb. 4, 1995
 27, at NC State, Feb. 26, 1997
 27, at Wake Forest, Feb. 7, 1996
 27, at NC State, Feb. 15, 1995
 27, at Clemson, Jan. 18, 1995

THREE-POINT PERCENTAGE

.700, vs. Duke (7-10), Jan. 4, 2001
 .643, at North Carolina (9-14), Feb. 22, 2001
 .600, vs. Virginia (6-10), Feb. 17, 2001
 .647, at North Carolina (11-17), Feb. 24, 1996
 .591, vs. North Carolina (13-22), Feb. 27, 1992
 .571, vs. Wake Forest (8-14), Jan. 20, 1999
 .556, vs. North Carolina (10-18), Jan. 22, 2000
 .526, vs. North Carolina (10-19), Jan. 16, 2002
 .500, vs. Clemson (9-18), Mar. 4, 1999
 .500, vs. Virginia (8-16), Feb. 28, 1998
 .500, vs. Maryland (9-18), Feb. 10, 1996
 .500, vs. Clemson (10-20), Jan. 17, 1996
 .500, at Virginia (6-12), Jan. 3, 1996
 .500, at Wake Forest (12-24), Feb. 10, 1994
 .500, vs. Georgia Tech (10-20), Feb. 15, 1992
 .500, vs. Wake Forest (7-14), Feb. 10, 1993
 .500, at Clemson, (12-24), Jan. 20, 1993
 .500, at Virginia (8-16), Jan. 20, 2002

FREE THROWS MADE

37, vs. Clemson, Feb. 8, 1992
 29, vs. Maryland, Feb. 10, 1996
 25, vs. Clemson, Feb. 15, 1998
 25, vs. Virginia, Feb. 8, 1993
 24, vs. Virginia, Feb. 6, 1994
 24, vs. Virginia, Feb. 26, 2000
 23, vs. Clemson, Jan. 31, 2001
 23, at Maryland, Feb. 14, 2001
 23, vs. NC State, Jan. 23, 1999
 23, at Clemson, Jan. 13, 1998
 23, vs. Maryland, Jan. 13, 1993
 23, at NC State, Feb. 10, 1992
 22, vs. Clemson, Mar. 4, 1999
 22, vs. NC State, Jan. 25, 1992

FREE THROWS ATTEMPTED

48, vs. Clemson, Feb. 8, 1992
 40, vs. Clemson, Feb. 15, 1998
 40, vs. Maryland, Feb. 10, 1996
 37, at Clemson, Jan. 13, 1998
 35, at Maryland, Feb. 14, 2001
 35, vs. Clemson, Mar. 4, 1999
 34, vs. Maryland, Jan. 13, 1993
 34, vs. North Carolina, Jan. 20, 2002
 33, vs. Clemson, Jan. 31, 2001
 33, at Maryland, Feb. 13, 1993
 33, vs. Virginia, Feb. 26, 2000
 32, vs. Virginia, Feb. 8, 1993
 31, vs. NC State, Jan. 25, 2001
 31, vs. NC State, Jan. 23, 1999
 31, vs. Maryland, Jan. 29, 1997
 30, vs. Maryland, Feb. 27, 1999
 30, vs. Virginia, Feb. 6, 1994
 30, at NC State, Feb. 10, 1992

FREE THROW PERCENTAGE

1.000, at Wake Forest (11-11), Jan. 25, 1997
 .941, vs. Virginia (16-17), Feb. 28, 1999
 .941, at Maryland (16-17), Jan. 11, 1994
 .900, vs. North Carolina (9-9), Jan. 20, 2001
 .867, vs. Clemson (13-15), Feb. 18, 1995
 .867, vs. Georgia Tech (13-15), Mar. 2, 1994
 .842, at Clemson (16-19), Mar. 3, 2001
 .833, vs. Virginia (10-12), Feb. 17, 2001
 .833, at Maryland (20-24), Mar. 4, 1996
 .826, at Maryland (19-23), Jan. 27, 1999
 .813, at NC State (13-16), Jan. 8, 2002
 .810, at NC State (17-21), Feb. 2, 2000
 .800, vs. NC State (12-15), Jan. 4, 1997
 .789, vs. North Carolina (15-19), Dec. 20, 1997
 .786, at Virginia (11-14), Feb. 4, 1995
 .783, vs. Wake Forest (18-23), Jan. 20, 1999

OFFENSIVE REBOUNDS

26, at Georgia Tech, Jan. 15, 1997
 25, vs. NC State, Mar. 7, 1996
 25, vs. Georgia Tech, Jan. 31, 1993
 23, vs. Georgia Tech, Feb. 18, 1998
 23, vs. Clemson, Feb. 18, 1995
 23, vs. North Carolina, Mar. 11, 1994
 22, vs. Maryland, Feb. 27, 1999
 22, vs. Maryland, Jan. 10, 1995
 21, vs. North Carolina, Jan. 24, 1996

DEFENSIVE REBOUNDS

39, vs. Georgia Tech, Feb. 28, 2001
 37, vs. NC State, Jan. 15, 1995
 34, vs. Maryland, Jan. 13, 1993
 31, at Clemson, Mar. 3, 2001
 30, vs. Wake Forest, Jan. 22, 1998
 30, vs. Duke, Jan. 6, 2002
 29, at Wake Forest, Jan. 7, 1995
 29, vs. Virginia, Feb. 6, 1994
 29, at Maryland, Jan. 18, 1992
 29, at NC State, Feb. 2, 2000
 28, at Maryland, Jan. 7, 1998
 28, vs. Clemson, Mar. 4, 1999
 28, at Virginia, Jan. 6, 1993
 28, vs. NC State, Jan. 25, 1992
 28, at South Florida, Jan. 8, 2000
 28, vs. Clemson, Jan. 26, 2002

TOTAL REBOUNDS

54, vs. NC State, Jan. 15, 1995
 51, vs. NC State, Mar. 7, 1996
 50, at Virginia, Jan. 6, 1993
 49, at Georgia Tech, Jan. 15, 1996
 49, vs. Georgia Tech, Jan. 31, 1993
 48, at Wake Forest, Jan. 7, 1995
 47, vs. Virginia, Feb. 6, 1994

ASSISTS

26, vs. NC State, Jan. 15, 1995
 24, vs. Wake Forest, Feb. 10, 1993
 24, at Georgia Tech, Jan. 23, 1992
 23, vs. Maryland, Jan. 13, 1993
 23, vs. NC State, Mar. 13, 1992
 22, at Clemson, Jan. 20, 1993
 22, vs. North Carolina, Feb. 27, 1992
 22, at Wake Forest, Jan. 11, 1992
 21, at Georgia Tech, Jan. 9, 1999
 21, at NC State, Feb. 15, 1995
 21, vs. Clemson, Feb. 20, 1993

BLOCKED SHOTS

14, vs. Maryland, Jan. 10, 1995
 11, vs. Virginia, Feb. 28, 1998

STEALS

18, vs. NC State, Feb. 14, 1996
 16, at Georgia Tech, Mar. 2, 1995
 16, at Wake Forest, Jan. 11, 1992
 16, vs. NC State, Mar. 13, 1992
 15, vs. NC State, Jan. 25, 1992
 13, vs. Duke, Feb. 22, 1996
 13, at Georgia Tech, Jan. 27, 1996
 13, at Wake Forest, Jan. 9, 1993
 13, at Georgia Tech, Mar. 4, 1993
 13, vs. North Carolina, Feb. 27, 1992

TURNOVERS

28, at Maryland, Feb. 13, 1993
 24, at Clemson, Jan. 13, 1998
 24, at Maryland, Feb. 11, 1995
 24, at Duke, Jan. 6, 1992
 24, at Duke, Feb. 7, 2002
 23, vs. Maryland, Mar. 5, 1999
 23, vs. Maryland, Feb. 27, 1999
 23, at Maryland, Jan. 27, 1999
 23, vs. Maryland, Feb. 12, 1994
 23, at North Carolina, Jan. 27, 1993
 22, at Wake Forest, Feb. 20, 1999
 22, vs. Maryland, Jan. 29, 1997
 22, at Maryland, Jan. 11, 1994
 22, at Wake Forest, Dec. 16, 2001

PERSONAL FOULS

36, vs. NC State, Mar. 7, 1996
 31, at Virginia, Jan. 20, 2002
 31, vs. Clemson, Mar. 4, 1999
 30, vs. Georgia Tech, Feb. 11, 1999
 30, at Maryland, Jan. 7, 1998
 30, at Clemson, Jan. 13, 1998
 30, vs. North Carolina, Mar. 14, 1992
 29, vs. North Carolina, Mar. 11, 1994
 27, at Wake Forest, Feb. 20, 1999
 27, vs. Maryland, Feb. 27, 1999
 27, at Duke, Feb. 10, 1998
 27, at Wake Forest, Feb. 7, 1996
 27, vs. Maryland, Feb. 5, 1992
 27, at North Carolina, Feb. 17, 2002

FSU Miscellaneous ACC Records

LARGEST WINNING MARGIN

36, vs. Virginia (100-64), Feb. 6, 1994
 28, vs. NC State (107-79), Jan. 15, 1995
 25, vs. Virginia (88-63), Feb. 28, 1998
 24, vs. Wake Forest (83-59), Jan. 22, 1998
 22, vs. Maryland (100-78), Feb. 10, 1996
 22, vs. NC State (98-76), Jan. 25, 1992

LARGEST WINNING MARGIN ON THE ROAD

19, at Georgia Tech (75-56), Jan. 9, 1999
 18, at Clemson (89-71), Jan. 20, 1993
 13, at NC State (68-55), Jan. 3, 1998
 12, at North Carolina (86-74), Dec. 15, 1991

LARGEST LOSING MARGIN

48, at North Carolina (103-55), Jan. 24, 1998
 42, at Duke (100-58), Feb. 4, 2001
 34, at North Carolina (98-64), Feb. 7, 1999
 33, at Clemson (78-45), Feb. 14, 1999
 33, at Duke (101-68), Feb. 16, 2000
 31, at Duke, Feb. 7, 2002
 33, at Maryland (96-63), Jan. 26, 2002
 31, vs. Duke (85-54), Jan. 16, 2000
 30, at North Carolina (100-70), Jan. 25, 1995
 29, vs. Clemson (78-49), Feb. 15, 1998
Best Record: 12-4, second place in 1992-93
Worst Record: 9-21 in 2000-01
Best League Finish: second place twice (1991-92 and 1992-93)

Worst League Finish: eighth place twice (1995-96 and 2000-01)
Longest Winning Streak: 6, Jan. 31, 1993-Feb. 24, 1993
Longest Home Winning Streak: 10, Feb. 1, 1992-Feb. 27, 1993
Longest Road Winning Streak: 5, Jan. 11, 1992-Feb. 18, 1992
Longest Losing Streak: 9, Jan. 27, 1999-Feb. 27, 1999
Longest Home Losing Streak: 4, Jan. 30, 1999-Feb. 27, 1999 and Jan. 4, 2001-Jan. 25, 2001
Longest Road Losing Streak: 7, Mar. 4, 1996-Feb. 23, 1997
Best First Half: 6-2 in 1992-93
Best Second Half: 6-2 in 1991-92 and 1992-93
Best Home Record: 7-1 in 1992-93
Best Road Record: 6-2 in 1991-92

ACC Series Anatomies

CLEMSON (FLORIDA STATE LEADS, 20-17)

Last Florida State Win: March 7, 2002; Neutral, 91-84 (OT)
 Last Clemson Win: Feb. 23, 2002; Away, 87-78
 Hamilton vs. Clemson: 0-2 (both at Miami)
 Seminoles at Home: 11-3
 Seminoles on the Road: 7-9
 Seminoles on Neutral Courts: 3-4
 Seminoles Since 1992: 13-9
 Longest Winning Streak: 5 (Jan. 19, 1994 - Jan. 17, 1996)
 Largest Margin of Victory: +42; 122-80, Home (Jan. 22, 1970)
 Largest Margin In Loss: -33; 45-78, Away (Feb. 14, 1999)
 Most Points Scored: 122-80; Home (Jan. 22, 1970)

DUKE (DUKE LEADS, 20-3)

Last Florida State Win: Jan. 6, 2002; Home, 77-76
 Last Duke Win: Feb. 7, 2002; Away, 80-49
 Hamilton vs. Duke: First Meeting
 Seminoles at Home: 3-8
 Seminoles on the Road: 0-12
 Seminoles on Neutral Courts: NA
 Seminoles Since 1992: 3-19
 Longest Winning Streak: 1 (Jan. 24, 1993, Jan. 21, 1995, Jan. 6, 2002)
 Largest Margin of Victory: +3; 78-75, Home (Jan. 21, 1995)
 Largest Margin In Loss: -42; 100-58, Away (Feb. 4, 2001)
 Most Points Scored: 89-88; Home (Jan. 24, 1993)

GEORGIA TECH (FLORIDA STATE LEADS, 26-21)

Last Florida State Win: Feb. 28, 2001; Home, 69-59
 Last Georgia Tech Win: March 2, 2002; Home, 86-78
 Hamilton vs. Georgia Tech: 2-0 (both at Miami)
 Seminoles at Home: 13-8
 Seminoles on the Road: 11-12
 Seminoles on Neutral Courts: 2-1
 Seminoles Since 1992: 12-11
 Longest Winning Streak: 6 (Jan. 23, 1992 - March 2, 1994)

Largest Margin of Victory: +58; 108-50, Home (Feb. 9, 1972)
Largest Margin In Loss: -21; 79-58, Away (Jan. 26, 1996)
Most Points Scored: 108-50; Home (Feb. 9, 1972)

MARYLAND (MARYLAND LEADS 20-6)

Last Florida State Win: Feb. 14, 2001; Away, 77-74
 Last Maryland Win: March 8, 2002; Neutral, 85-59
 Hamilton vs. Maryland: First Meeting
 Seminoles at Home: 3-8
 Seminoles on the Road: 3-8
 Seminoles on Neutral Courts: 0-4
 Seminoles Since 1992: 6-20
 Longest Winning Streak: 2 (Jan. 13, 1993 - Feb. 13, 1993)
 Largest Margin of Victory: +22; 100-78, Home (Feb. 10, 1986)
 Largest Margin In Loss: -33; 63-96, Home (Feb. 27, 2002)
 Most Points Scored: 105-85; Home (Jan. 13, 1993)

NORTH CAROLINA (NORTH CAROLINA LEADS, 28-7)

Last Florida State Win: Jan. 16, 2002; Home, 81-71
 Last North Carolina Win: Feb. 17, 2002; Away, 95-85
 Hamilton vs. North Carolina: 0-1 (at Miami)
 Seminoles at Home: 3-8
 Seminoles on the Road: 3-14
 Seminoles on Neutral Courts: 1-5
 Seminoles Since 1992: 5-16
 Longest Winning Streak: 2 (Dec. 15, 1991 - Feb. 27, 1992; Feb. 24, 1996-Jan. 22, 1997)
 Largest Margin of Victory: +14; 110-96, Home (Feb. 27, 1992)
 Largest Margin In Loss: -48; 103-55, Away (Jan. 24, 1998)
 Most Points Scored: 110-96; Home (Feb. 27, 1992)

NC STATE (NC STATE LEADS, 17-14)

Last Florida State Win: Jan. 23, 1999; Home, 71-59
 Last NC State Win: Feb. 10, 2002; Away, 76-67
 Hamilton vs. NC State: First Meeting

Seminole at Home: 9-3
Seminole on the Road: 3-11
Seminole on Neutral Courts: 2-3
Seminole Since 1992: 12-13
Longest Winning Streak: 5 (Jan. 25, 1992 - Feb. 17, 1993)
Largest Margin of Victory: +28; 107-79, Home (Jan. 15, 1995)
Largest Margin In Loss: -25; 71-46, Away (Feb. 25, 2001)
Most Points Scored: 107-79; Home (Jan. 15, 1995)

VIRGINIA (VIRGINIA LEADS, 13-9)

Last Florida State Win: Feb. 20, 2002; Home, 66-59
 Last Virginia Win: Feb. Jan. 20, 2002; Away, 91-74
 Hamilton vs. Virginia: First Meeting
 Seminoles at Home: 5-6
 Seminoles on the Road: 4-7
 Seminoles on Neutral Courts: 0-0
 Seminoles Since 1992: 9-13
 Longest Winning Streak: 3 (Feb. 4, 1998 - Dec. 1, 1998)
 Largest Margin of Victory: +36; 100-64, Home (Feb. 6, 1994)
 Largest Margin In Loss: -20; 84-64 (Jan. 6, 1994)
 Most Points Scored: 100-64; Home (Feb. 6, 1994)

WAKE FOREST (WAKE FOREST LEADS, 14-11)

Last Florida State Win: Feb. 5, 2000; Home, 66-61
 Last Wake Forest Win: Feb. 2, 2002; Home, 89-80
 Hamilton vs. Wake Forest: 0-1 (at Miami)
 Seminoles at Home: 7-4
 Seminoles on the Road: 3-9
 Seminoles on Neutral Courts: 1-1
 Seminoles Since 1992: 10-13
 Longest Winning Streak: 5 (Dec. 22, 1973 - Feb. 10, 1993)
 Largest Margin of Victory: +24; 83-59 (Jan. 22, 1998)
 Largest Margin In Loss: -24; 90-66 (Jan. 8, 1994)
 Most Points Scored: 111-94; Home (Feb. 10, 1993)

Margin of Victory

LARGEST MARGIN OF VICTORY

Rank	Margin	Opponent (Date)	Score
1.	+69	Valdosta (Dec. 12, 1970)	134-65
2.	+67	Baptist (Feb. 5, 1977)	139-72
3.	+64	Tampa (Dec. 6, 1965)	121-57
4.	+60	South Dakota (Dec. 5, 1970)	125-65
5.	+58	Georgia Tech (Feb. 19, 1972)	108-50
6.	+57	Palm Beach Atlantic (Dec. 13, 1975)	109-52
7.	+54	Central Florida (Nov. 25, 1988)	133-79
18.	+53	Baptist College (Jan. 14, 1976)	107-54
	+53	UNC Asheville (Jan. 2, 1992)	107-54
T10.	+52	New Hampshire (Dec. 30, 1968)	104-52
	+52	Savannah State (Nov. 20, 2002)	93-41
12.	+51	Florida Atlantic (Dec. 1, 1993)	110-59
13.	+48	Valdosta State (Dec. 12, 1970)	111-63
T14.	+46	Florida International (Dec. 2, 1987)	121-75
	+46	Rider (Jan. 4, 1989)	113-67
	+46	Campbell (Dec. 29, 2001)	93-47
T17.	+45	Valdosta State (Dec. 2, 1968)	120-75
	+45	Valdosta State (Feb. 24, 1976)	106-61
	+45	Eckerd (Nov. 27, 1978)	116-71
T20.	+43	Rollins (Feb. 11, 1960)	101-58

	+43	Samford (Jan. 16, 1971)	122-79
	+43	East Tennessee State (Jan. 8, 1972)	106-63
T24.	+42	Clemson (Jan. 22, 1970)	122-80
	+42	South Alabama (Feb. 23, 1974)	105-63
T26.	+41	Jacksonville (Feb. 16, 1968)	106-65
	+41	Miami (Fla.) (Jan. 9, 1970)	104-63
	+41	Chattanooga (Feb. 1, 1975)	111-70
29.	+40	SW Louisiana (Jan. 24, 1976)	110-70

LARGEST MARGIN OF DEFEAT

Rank	Margin	Opponent (Date)	Score
1.	-52	West Virginia (Jan. 30, 1958)	51-103
2.	-48	North Carolina (Jan. 25, 1995)	55-103
3.	-45	North Carolina (Dec. 31, 1985)	64-109
4.	-43	Duke (Feb. 4, 2001)	58-101
T5.	-40	The Citadel (Feb. 15, 1960)	60-100
	-40	Southern Mississippi (Feb. 8, 1986)	96-102
7.	-39	Marshall (Feb. 1, 1958)	68-107
8.	-35	North Carolina (Dec. 16, 1965)	80-115
9.	-34	North Carolina (Feb. 7, 1999)	98-64
T10.	-33	Clemson (Feb. 14, 1999)	45-78
	-33	Duke (Feb. 16, 2000)	68-101
	-33	Maryland (Mar. 8, 2002)	59-85

Tournament History

CHAMPIONSHIPS

NAIB District 25 – 1950-51
 NAIB District 25 – 1954-55
 Savannah Invitational – 1962-63
 Civitan Classic – 1968-69
 Gator Bowl – 1969-70
 Civitan Classic – 1971-72
 Far West Classic – 1971-72
 Senior Bowl – 1971-72
 NCAA Mid-east – 1971-72
 Big Sun – 1973-74
 Big Sun – 1977-78
 Birmingham Classic – 1977-78
 Cotton States Classic – 1980-81
 Red Lobster Classic – 1986-87
 Metro Conference – 1990-91

APPEARANCES

IN-SEASON

1950-51 NAIB District 25 (2-0, Champions)
 1950-51 NAIB Nationals (2-1, Quarterfinals)
 1951-52 Gator Bowl (0-3, Round Robin)
 1951-52 NAIB District 25 (1-1, Second)
 1952-53 NAIB District 25 (1-1, Second)
 1954-55 Gator Bowl (1-1, Third)
 1954-55 NAIB District 25 (2-0, Champions)
 1954-55 NAIB Nationals (1-1, Second Round)
 1955-56 Carousel Tournament (1-2, Sixth)
 1955-56 Orange Bowl (1-2, Seventh)
 1956-57 Senior Bowl (1-1, Third)
 1957-58 Senior Bowl (1-1, Third)
 1958-59 Citadel Invitational (0-2, Fourth)
 1959-60 Gator Bowl (1-1, Second)
 1960-61 Gator Bowl (0-1)
 1962-63 Savannah Invitational (3-0, Champions)
 1963-64 Gator Bowl (1-1, Third)
 1964-65 Vanderbilt Invitational (1-1, Third)
 1964-65 All College Tournament (1-2, Seventh)
 1965-66 Tampa Invitational (1-1, Second)
 1967-68 Milwaukee Classic (1-1, Third)
 1967-68 Evansville Tournament (1-1, Second)
 1968-69 Florida Sunshine Classic (2-0, Champions)
 1969-70 Gator Bowl (2-0, Champions)
 1970-71 Florida Sunshine Classic (1-1, Second)
 1970-71 Sun Bowl (0-2)
 1971-72 Civitan Classic (2-0, Champions)
 1971-72 Far West Classic (3-0, Champions)
 1971-72 Senior Bowl (2-0, Champions)
 1972-73 Marshall Invitational (1-1, Third)
 1972-73 Dayton Invitational (1-1, Third)
 1972-73 All College (2-1, Third)
 1973-74 Steel Bowl (1-1, Second)
 1973-74 Big Sun Classic (2-0, Champions)
 1973-74 Mercer Bear Classic (1-1, Third)
 1973-74 Bluebonnet Classic (1-1, Second)

1973-74 Big Sun (2-0, First)
 1974-75 Louisville Holiday (1-1, Second)
 1975-76 Big Sun (1-1, Second)
 1975-76 Far West Classic (1-2, Seventh)
 1976-77 IPTAY Tournament (1-1, Second)
 1976-77 Cable Car Classic (1-1, Second)
 1976-77 Vermont Classic (1-1, Third)
 1977-78 Big Sun (2-0, First)
 1977-78 Birmingham Classic (2-0, First)
 1977-78 Pillsbury Classic (1-1, Second)
 1978-79 Dayton Invitational (1-1, Second)
 1978-79 Old Dominion Classic (1-1, Second)
 1980-81 Cotton States Classic (2-0, First)
 1981-82 Florida Four (1-1, Second)
 1981-82 Dayton Invitational (1-1, Second)
 1982-83 Florida Four (1-1, Third)
 1982-83 Cabrillo Classic (1-1, Third)
 1986-87 Red Lobster Classic (2-0, Champions)
 1987-88 Red Lobster Classic (1-1, Third)
 1988-89 Red Lobster Classic (1-1, Second)
 1989-90 Great Alaska Shootout (1-2, Fifth)
 1989-90 ECAC Holiday Festival (1-1, Third)
 1992-93 Pre-Season NIT (2-2, Fourth)
 1997-98 Preseason NIT (3-1, Second)
 1998-99 Rainbow Classic (2-1, Fifth)
 2000-01 Great Alaska Shootout (1-2, Seventh)


CONFERENCE

1948-49 Dixie Conference (1-2, Fourth)
 1949-50 Dixie Conference (1-1, Third)
 1950-51 Dixie Conference (1-1, Second)
 1976-77 Metro Tournament (0-1)
 1977-78 Metro Tournament (1-1, Second)
 1978-79 Metro Tournament (2-1, Second)
 1979-80 Metro Tournament (2-1, Second)
 1980-81 Metro Tournament (1-1, Fourth)
 1981-82 Metro Tournament (1-1, Third)
 1982-83 Metro Tournament (0-1)
 1983-84 Metro Tournament (1-1)
 1984-85 Metro Tournament (2-1, Second)
 1985-86 Metro Tournament (1-1)
 1986-87 Metro Tournament (0-1)
 1987-88 Metro Tournament (1-1)
 1988-89 Metro Tournament (1-1)
 1989-90 Metro Tournament (0-1)
 1990-91 Metro Tournament (3-0, Champions)
 1991-92 ACC Tournament (1-1)
 1992-93 ACC Tournament (0-1)
 1993-94 ACC Tournament (0-1)

1994-95 ACC Tournament (0-1)
 1995-96 ACC Tournament (0-1)
 1996-97 ACC Tournament (0-1)
 1997-98 ACC Tournament (0-1)
 1998-99 ACC Tournament (1-1)
 1999-00 ACC Tournament (1-1)
 2000-01 ACC Tournament (0-1)
 2001-02 ACC Tournament (1-1)

POSTSEASON

1967-68 NCAA Tournament (0-1)
 1971-72 NCAA Tournament (3-0, Champions)
 NCAA Championship (1-1, Second)
 1977-78 NCAA Tournament (0-1)
 1979-80 NCAA Tournament (1-1)
 1983-84 National Invitation Tournament (1-1)
 1986-87 National Invitational Tournament (1-1)
 1987-88 NCAA Tournament (0-1)
 1988-89 NCAA Tournament (0-1)
 1990-91 NCAA Tournament (1-1)
 1991-92 NCAA Tournament (2-1)
 1992-93 NCAA Tournament (3-1)
 1996-97 National Invitational Tournament (4-1, Second)
 1997-98 NCAA Tournament (1-1)



Andre Reid blocked a school record nine shots against Bethune-Cookman, Dec. 5, 1993. He ranks third in Florida State history with 161 career blocked shots and played on the Seminoles' 1991 and 1992 NCAA Tournament teams.

In-Season Tournaments

NAIB District 25

(Jacksonville, Fla.)

March 2, 1951 vs. Stetson W 65-58

March 3, 1951 vs. Georgia Teachers W 69-67 (champions)

NAIB District 25

(DeLand, Fla.)

Feb. 28, 1952 vs. Miami (Fla.) W 73-70

Feb. 29, 1952 vs. Tampa L 57-78

March 4, 1953 vs. Mercer W 87-77

March 5, 1953 vs. Stetson L 81-94

NAIB District 25

(Tallahassee, Fla.)

Feb. 28, 1955 vs. Stetson W 86-77

March 1, 1955 vs. Georgia Teachers W 91-83 (champions)

NAIB National Tournament

(Kansas City, Mo.)

March 13, 1951 vs. South Dakota State W 85-70

March 14, 1951 vs. Pepperdine W 61-59

March 15, 1951 vs. Millikin L 60-91 (quarterfinalists)

March 7, 1955 vs. Montana State W 93-84

March 9, 1955 vs. Beloit L 88-110

All-College Tournament

(Oklahoma City, Ok.)

Dec. 28, 1964 vs. DePaul L 44-52

Dec. 29, 1964 vs. Creighton L 77-85

Dec. 30, 1964 vs. Rice W 81-56

Dec. 27, 1972 vs. Penn State W 70-60

Dec. 28, 1972 vs. Brigham Young L 77-80

Dec. 30, 1972 vs. Oklahoma City W 94-80

Big Sun Classic

(St. Petersburg, Fla.)

Dec. 21, 1973 vs. Western Kentucky W 107-87

Dec. 22, 1973 vs. Wake Forest W 66-48 (champions)

Dec. 19, 1975 vs. South Florida W 78-51

Dec. 20, 1975 vs. Alabama L 72-76

Dec. 9, 1977 vs. South Florida W 76-67

Dec. 10, 1977 vs. Seton Hall W 94-63 (champions)

Birmingham Classic

(Birmingham, Ala.)

Dec. 16, 1977 vs. Texas A&M W 100-77

Dec. 17, 1977 vs. Navy W 82-55 (champions)

Bluebonnet Classic

(Houston, Texas)

Jan. 4, 1974 vs. Texas A&M W 99-79

Jan. 5, 1974 vs. Houston L 74-79

Cable Car Classic

(San Francisco, Calif.)

Dec. 17, 1976 vs. Santa Clara W 94-80

Dec. 18, 1976 vs. San Francisco L 87-93

Cabrillo Classic

(San Diego, Calif.)

Dec. 29, 1982 at San Diego State L 85-89

Dec. 30, 1982 vs. Tulsa W 92-80

Carousel Tournament

(Charlotte, N.C.)

Dec. 19, 1955 vs. Clemson L 76-94

Dec. 20, 1955 vs. Boston University W 86-52

Dec. 21, 1955 vs. Mississippi State L 71-79

The Citadel Invitational

(Charleston, S.C.)

Dec. 19, 1958 vs. Miami (Fla.) L 79-85

Dec. 20, 1958 vs. Georgia L 72-83

Cotton States Classic

(Atlanta, Ga.)

Dec. 19, 1980 vs. Missouri W 68-64

Dec. 20, 1980 vs. Georgia W 64-62 (champions)

Dayton Invitational

(Dayton, Oh.)

Dec. 22, 1972 vs. Alabama L 68-74

Dec. 23, 1972 vs. Northwestern W 91-73

Dec. 22, 1978 at Dayton L 80-97

Dec. 23, 1978 vs. Penn State L 57-64

Dec. 29, 1981 vs. UNC Charlotte W 76-73

Dec. 30, 1981 at Dayton L 79-93

ECAC Holiday Festival

(New York, N.Y.)

Dec. 27, 1989 vs. NC State L 72-90

Dec. 29, 1989 vs. vs. Rhode Island W 95-76

Evansville Tournament

(Evansville, Ind.)

Dec. 29, 1967 vs. George Washington W 94-69

Dec. 30, 1967 vs. vs. Evansville L 67-76

Far West Classic

(Portland, Ore.)

Dec. 27, 1971 vs. Washington W 85-77

Dec. 29, 1971 vs. Oregon State W 73-72

Dec. 30, 1971 vs. Washington State W 85-61 (champions)

Dec. 26, 1975 vs. Washington L 54-69

Dec. 27, 1975 vs. Oregon State L 75-78

Dec. 28, 1975 vs. Colorado State W 84-54

Florida Four Tournament

(Tampa, Fla.)

Dec. 4, 1981 vs. Jacksonville W 94-93 (OT)

Dec. 5, 1981 vs. vs. South Florida L 67-82

Florida Four Tournament

(Gainesville, Fla.)

Dec. 10, 1982 vs. South Florida L 77-90

Dec. 11, 1982 vs. Jacksonville W 81-66

Florida Sunshine Classic

(Jacksonville, Fla.)

Dec. 6, 1968 vs. Miami (Fla.) W 111-84

Dec. 7, 1968 vs. Jacksonville W 93-88 (champions)

Dec. 7, 1970 vs. Southern Mississippi W 117-84

Dec. 8, 1970 vs. Jacksonville L 108-114

Dec. 6, 1971 vs. Stetson W 90-54

Dec. 7, 1971 vs. Jacksonville W 90-83 (champions)

Gator Bowl Tournament

(Jacksonville, Fla.)

Dec. 28, 1951 vs. Georgia L 50-59

Dec. 29, 1951 vs. Clemson L 56-62

Dec. 30, 1951 vs. Florida L 51-61

Dec. 27, 1954 vs. Florida L 79-82

Dec. 28, 1954 vs. Georgia W 97-87

Dec. 29, 1959 vs. Jacksonville W 86-69

Dec. 30, 1959 vs. Georgia L 66-69

Dec. 28, 1960 vs. Georgia L 56-62

Dec. 26, 1963 vs. Air Force L 53-78

Dec. 27, 1963 vs. Manhattan W 85-81

Dec. 29, 1969 vs. Army W 86-51

Dec. 30, 1969 vs. Florida W 88-63

Great Alaska Shootout

(Anchorage, Ak.)

Nov. 24, 1989 vs. Kansas State L 70-71

Nov. 25, 1989 vs. Alaska Anchorage W 75-74

Nov. 26, 1989 vs. Connecticut L 60-63

Nov. 23, 2000 vs. Ohio State L 65-90

Nov. 24, 2000 vs. DePaul L 74-80

Nov. 25, 2000 vs. Rhode Island W 86-71

IPTAY Tournament

(Clemson, S.C.)

Nov. 26, 1976 vs. Toledo W 70-66

Nov. 27, 1977 vs. Clemson L 92-108

Louisville Holiday Classic

(Louisville, Ken.)

Dec. 26, 1974 vs. Purdue W 69-66

Dec. 27, 1974 vs. Louisville L 61-79

Marshall Invitational

(Marshall, W.V.)

Dec. 15, 1972 vs. Princeton L 59-61

Dec. 16, 1972 vs. Baylor W 85-67

Mercer Bear Classic

(Macon, Ga.)

Dec. 27, 1973 vs. Indiana State L 92-93

Dec. 28, 1973 vs. Wisconsin-Milwaukee W 84-82

Milwaukee Classic

(Milwaukee, Wisc.)

Dec. 15, 1967 vs. Marquette L 58-78

Dec. 16, 1967 vs. Louisiana State W 130-100

Old Dominion Classic

(Norfolk, Va.)

Jan. 5, 1979 vs. Georgia Southern W 96-83

Jan. 6, 1979 vs. Old Dominion L 76-80

Orange Bowl Tournament

(Miami, Fla.)

Dec. 28, 1955 vs. West Virginia L 69-78

Dec. 29, 1955 vs. Santa Clara L 59-61

Dec. 30, 1955 vs. New York University W 85-83

Pillsbury Classic

(Minneapolis, Minn.)

Dec. 30, 1977 vs. Tulane W 71-56

Dec. 31, 1977 vs. Minnesota L 74-88

In-Season Tournaments

Pre-Season NIT

Nov. 18, 1992	vs. Siena	W	89-80	
Nov. 20, 1992	vs. Iowa State	W	109-86	
Nov. 25, 1992	vs. Indiana	L	78-81 (OT)	
Nov. 27, 1992	vs. UCLA	L	83-86	
Nov. 17, 1997	vs. Loyola (Md.)	W	89-72	
Nov. 19, 1997	vs. Utah State	W	66-55	
Nov. 26, 1997	vs. Connecticut	W	67-60	
Nov. 28, 1997	vs. Kansas	L	58-73	

Rainbow Classic

Dec. 28, 1998	vs. Princeton	L	46-50	
Dec. 29, 1998	vs. Mississippi State	W	69-58	
Dec. 30, 1998	vs. Murray State	W	80-76 (OT)	

Red Lobster Classic

(Orlando, Fla.)				
Dec. 29, 1986	vs. Alcorn State	W	84-62	
Dec. 30, 1987	vs. Tennessee	W	91-90 (OT)	(champions)
Dec. 28, 1987	vs. Pittsburgh	L	71-72	
Dec. 29, 1987	vs. Central Florida	W	101-67	
Dec. 28, 1988	vs. Central Florida	W	97-64	
Dec. 29, 1988	vs. Villanova	L	67-68	

Savannah Invitational

(Savannah, Ga.)				
Dec. 27, 1962	vs. Georgia	W	77-69	
Dec. 28, 1962	vs. Alabama	W	49-48	
Dec. 29, 1962	vs. Georgia Southern	W	79-60	(champions)

Senior Bowl Tournament

(Mobile, Ala.)				
Jan. 2, 1957	vs. Morehead State	L	75-97	
Jan. 3, 1957	vs. Furman	W	108-96	
Jan. 1, 1958	vs. The Citadel	L	57-59	
Jan. 2, 1958	vs. Georgia	W	92-80	
Jan. 3, 1972	vs. Denver	W	88-70	
Jan. 4, 1972	vs. St. Louis	W	63-62	(champions)

Steel Bowl Tournament

(Pittsburgh, Pa.)				
Dec. 7, 1973	vs. Clemson	W	65-58	
Dec. 8, 1973	vs. Pittsburgh	L	60-82	

Sun Bowl Tournament

(El Paso, Texas)				
Dec. 18, 1970	vs. Southern California	L	85-94	
Dec. 19, 1970	vs. Miami (Ohio)	L	64-67	

Tampa Invitational

(Tampa, Fla.)				
Dec. 20, 1965	vs. Virginia Military	W	65-64	
Dec. 21, 1965	vs. Auburn	L	58-59	

Vanderbilt Invitational

(Nashville, Tenn.)				
Dec. 18, 1964	vs. Oklahoma State	L	56-60	
Dec. 19, 1964	vs. Baylor	W	82-64	

Vermont Classic

(Burlington, Vt.)				
Dec. 29, 1976	vs. Army	L	71-72	
Dec. 30, 1976	vs. Vermont	W	76-67	

Conference Tournament History

ACC RESULTS

1992 Charlotte Coliseum, Charlotte, NC Florida State 93, NC State 80 North Carolina 80, Florida State 76	(Quarterfinals) (Semifinals)	1996 Greensboro Coliseum, Greensboro, NC NC State 80, Florida State 65	(First Round)	2000 Charlotte Coliseum, Charlotte, NC Florida State 63, Georgia Tech 62 Maryland 82, Florida State 61	(First Round) (Quarterfinals)
1993 Charlotte Coliseum, Charlotte, NC Clemson 87, Florida State 75	(Quarterfinals)	1997 Greensboro Coliseum, Greensboro, NC Wake Forest 66, Florida State 65	(Quarterfinals)	2001 Georgia Dome, Atlanta, GA Clemson 66, Florida State 64	(First Round)
1994 Charlotte Coliseum, Charlotte, NC North Carolina 83, Florida State 69	(Quarterfinals)	1998 Greensboro Coliseum, Greensboro, NC NC State 65, Florida State 63	(First Round)	2002 Charlotte Coliseum, Charlotte, NC Florida State 91, Clemson 84 (OT) Maryland 85, Florida State 59	(First Round) (Quarterfinals)
1995 Greensboro Coliseum, Greensboro, NC Maryland 71, Florida State 64	(Quarterfinals)	1999 Charlotte Coliseum, Charlotte, NC Florida State 87, Clemson 85 (OT) Maryland 93, Florida State 69	(First Round) (Quarterfinals)		

METRO RESULTS

1977 Mid-South Coliseum, Memphis, TN Georgia Tech 72, Florida State 67	(First Round)	1982 Mid-South Coliseum, Memphis, TN Florida State 54, Tulane 49 Louisville 97, Florida State 73	(First Round) (Semifinals)	1987 Freedom Hall, Louisville, KY South Carolina 86, Florida State 85	(First Round)
1978 Riverfront Coliseum, Cincinnati, OH Florida State 71, Georgia Tech 69 Louisville 94, Florida State 93	(Semifinals) (Championship)	1983 Riverfront Coliseum, Cincinnati, OH Memphis State 84, Florida State 74	(Semifinals)	1988 Mid-South Coliseum, Memphis, TN Florida State 84, Cincinnati 74 Memphis State 81, Florida State 74	(First Round) (Semifinals)
1979 Mid-South Coliseum, Memphis, TN Florida State 101, Tulane 92 Florida State 35, Memphis State 34 Virginia Tech 68, Florida State 60	(First Round) (Semifinals) (Championship)	1984 Mid-South Coliseum, Memphis, TN Florida State 72, South Carolina 65 Memphis State 65, Florida State 63	(First Round) (Semifinals)	1989 Florida State 80, South Carolina 63 Louisville 87, Florida State 80	(Semifinals) (Championship)
1980 Freedom Hall, Louisville, KY Florida State 85, Tulane 73 Florida State 79, Cincinnati 69 Louisville 81, Florida State 72	(First Round) (Semifinals) (Championship)	1985 Freedom Hall, Louisville, KY Florida State 97, Virginia Tech 93 Florida State 75, Cincinnati 65 Memphis State 90, Florida State 86 (OT)	(First Round) (Semifinals) (Championship)	1990 Gulf Coast Coliseum, Biloxi, MS Cincinnati 65, Florida State 64 (OT)	(First Round)
1981 Freedom Hall, Louisville, KY Florida State 84, St. Louis 77 Cincinnati 58, Florida State 57	(First Round) (Semifinals)	1986 Freedom Hall, Louisville, KY Florida State 77, Virginia Tech 76 Memphis State 73, Florida State 71	(First Round) (Semifinals)	1991 Roanoke Civic Center, Roanoke, VA Florida State 65, South Carolina 55 Florida State 91, Virginia Tech 71 Florida State 76, Louisville 69	(First Round) (Semifinals) (Championship)

NCAA Tournament History

NCAA RESULTS

Year	Regional	Opponent	W/L	Score	Seed
1967-68	Midwest 1st Round	East Tennessee State	L	69-79	—
1971-72	Midwest 1st Round	Eastern Kentucky	W	83-81	—
	Midwest Regional Series	Minnesota	W	70-56	—
	Midwest Regional Final	Kentucky	W	73-54	—
	Final Four	North Carolina	W	79-75	—
	National Championship Game	UCLA	L	76-81	—
1977-78	Midwest 1st Round	Kentucky	L	76-85	—
1979-80	Midwest 1st Round	No. 9 Toledo	W	94-91	No. 8
	Midwest 2nd Round	No. 1 Kentucky	L	78-97	—
1987-88	West 1st Round	No. 5 Iowa	L	98-102	No. 12
1988-89	Southeast 1st Round	No. 13 Middle Tenn. State	L	83-97	No. 4
1990-91	Midwest 1st Round	No. 10 Southern California	W	75-72	No. 7
	Midwest 2nd Round	No. 2 Indiana	L	60-82	—
1991-92	West 1st Round	No. 14 Montana	W	78-68	No. 3
	West 2nd Round	No. 6 Georgetown	W	78-68	—
	West Regional Series	No. 2 Indiana	L	74-85	—
1992-93	Southeast 1st Round	No. 14 Evansville	W	82-70	No. 3
	Southeast 2nd Round	No. 11 Tulane	W	94-63	—
	Southeast Regional Semis	No. 7 W. Kentucky	W	81-78	—
	Southeast Regional Final	No. 1 Kentucky	L	81-106	—
1997-98	Midwest 1st Round	No. 5 Texas Christian	W	96-87	No. 12
	Midwest 2nd Round	No. 13 Valparaiso	L	77-83 (OT)	—



Douglas Edwards is ranked among Florida State's all-time top-15 with 123 career steals. He was a member of two NCAA Tournament teams as a Seminole. Edwards' brother, Steven, later played for current Seminole head coach Leonard Hamilton as a collegian.

Postseason Tournaments

NCAA APPEARANCES: 10

Overall Record: 12-10 (.545 winning percentage)
 Times To National Championship Game: 1 (1972)
 Times To Final Four: 1 (1972)
 Times To Final Eight: 1 (1972)
 Times To The Sweet 16: 3 (1972, 1992, 1993)

OVERALL APPEARANCES

Year	Florida State Results	FSU Seed
1968	Midwest Regional First Round	n/a
1972	NCAA National Championship Game	n/a
1978	Midwest Regional First Round	n/a
1980	Midwest Regional Second Round	8
1988	West Regional First Round	12
1989	Southeast Regional First Round	4
1991	Southeast Regional Second Round	7
1992	West Regional Semifinals	3
1993	Southeast Regional Finals	3
1998	Midwest Regional Second Round	12

1968

Midwest Regional First Round
 Site: Kent, Ohio
 Date: March 9, 1968
 East Tennessee State 79, Florida State 69

1972

National Championship Game
 Midwest Regional First Round
 Site: Knoxville, Tenn.
 Date: March 11, 1972
 Florida State 83, Eastern Kentucky 81
 Midwest Regional Semifinals/Finals
 Site: Dayton, Ohio
 Dates: March 16-18, 1972.
 Florida State 70, Minnesota 56
 Florida State 73, Kentucky 54
 NCAA Semifinals/Finals
 Site: Los Angeles, Calif.
 Dates: March 23-25, 1972
 Florida State 79, North Carolina 75
 UCLA 81, Florida State 76

1978

Midwest Regional First Round
 Site: Knoxville, Tenn.
 Date: March 11, 1978
 Kentucky 85, Florida State 76

1980

Midwest Regional Second Round
 Site: Bowling Green, Ken.
 Dates: March 7-9, 1980

No. 8 Florida State 94, No. 9 Toledo 91
 No. 1 Kentucky 97, No. 8 Florida State 78

1988

West Regional First Round
 Site: Los Angeles, Calif.
 Date: March 18, 1988
 No. 5 Iowa 102, No. 12 Florida State 98

1989

Southeast Regional First Round
 Site: Knoxville, Tenn.
 Date: March 16, 1989
 No. 13 Middle Tennessee State 97, No. 4 Florida State 83

1991

Southeast Regional Second Round
 Site: Louisville, Ken.
 Date: March 14-16, 1991
 No. 7 Florida State 75, No. 10 Southern California 72
 No. 2 Indiana 82, No. 7 Florida State 60

1992

West Regional Semifinals
 West Regional First and Second Rounds
 Site: Boise, Idaho
 Dates: March 19-21, 1992
 No. 3 Florida State 78, No. 14 Montana 68
 No. 3 Florida State 78, No. 6 Georgetown 68
 West Regional Semifinals
 Site: Albuquerque, N.M.
 Date: March 26, 1992
 No. 2 Indiana 85, No. 3 Florida State 74

1993

Southeast Regional Finals
 Southeast Regional First and Second Rounds
 Site: Orlando, Fla.
 Date: March 18-20, 1993
 No. 3 Florida State 82, No. 14 Evansville 70
 No. 3 Florida State 94, No. 11 Tulane 63
 Southeast Regional Semifinals and Finals
 Site: Charlotte, N.C.
 Date: March 25-27, 1993
 No. 3 Florida State 81, No. 7 Western Kentucky 78 (OT)
 No. 1 Kentucky 106, No. 3 Florida State 81

1998

Midwest Regional Second Round
 Site: Oklahoma City, Okla.
 Dates: March 13-15, 1998
 No. 12 Florida State 96, No. 5 Texas Christian 87
 No. 13 Valparaiso 83, No. 12 Florida State 77 (OT)

NIT TOURNAMENT APPEARANCES: 3

NIT Appearances: 3
 Overall Record: 6-3 (.667)

OVERALL APPEARANCES:

Year	Florida State Results
1984	Second Round (1-1)
1987	Second Round (1-1)
1997	National Runners-Up (4-1)

1984 First/Second Rounds

First Round
 Site: Raleigh, N.C.
 Date: March 15, 1984
 Florida State 74, NC State 71 (OT)
 Second Round
 Site: Greensboro, N.C.
 Date: March 18, 1984
 Pittsburgh 66, Florida State 63

1987 First/Second Rounds

First Round
 Site: Tallahassee, Fla.
 Date: March 12, 1987
 Florida State 107, Rhode Island 92
 Site: Nashville, Tenn.
 Date: March 16, 1987
 Vanderbilt 109, Florida State 92

1997 CHAMPIONSHIP FINALS

First Round
 Site: Syracuse, N.Y.
 Date: March 12, 1997
 Florida State 82, Syracuse 67
 Second Round
 Site: Tallahassee, Fla.
 Date: March 17, 1997
 Florida State 68, Michigan State 63
 Third Round
 Site: Morgantown, W.V.
 Date: March 19, 1997
 Florida State 76, West Virginia 71
 Semifinals
 Site: New York, N.Y.
 Date: March 25, 1997
 Florida State 71, Connecticut 65
 Championship
 Site: New York, N.Y.
 Date: March 27, 1997
 Michigan 82, Florida State 73

NCAA Tournament History

1967-68: Dave Cowens and Florida State make their first appearance in the tournament.

Led by sophomore Dave Cowens, Florida State made its first NCAA Tournament appearance during the 1967-68 season. The Seminoles finished the year with a 19-8 record after a 79-69 loss to East Tennessee State in the first round of the Mideast Regional. Cowens had an outstanding season averaging 18.8 points and 17.0 rebounds per game while hitting 53.8 percent (206-of-383) from the floor. Junior Jeff

Hogan (15.8 ppg) and sophomore Jan Gies (12.7 ppg) also averaged in double figures for head coach Hugh Durham's second FSU team.



David Cowens helped Florida State to its first berth in the NCAA Tournament.

1979-80: Coach Joe Williams takes the Seminoles back to the tournament in only his second year.

The trio of guard Mickey Dillard, forward Murray Brown and center Elvis Rolle helped Florida State to its second postseason appearance in three seasons with its trip to the 1980 NCAA Tournament. The Seminoles posted a 22-9 record and finished as Metro Conference runners-up. FSU beat Toledo 94-91 in the first round of the NCAA Mideast Regional for its first postseason win in eight years before being eliminated by Kentucky. Dillard led Florida State with a 20.4 points per game scoring average while Brown (18.6) and Rolle (15.3) also averaged in double figures for head coach Joe Williams' club.

1987-88: Coach Pat Kennedy's Cinderella Seminoles return to the NCAA show after seven years.

Head coach Pat Kennedy's second team at Florida State returned to the NCAA Tournament after a seven-year absence. The Seminoles' Cinderella season began with low expectations as the Tribe had been picked to finish near the basement of the Metro Conference standings. But two personnel decisions turned the season into a satisfying one for Seminole fans. The first was to move a previously overweight, seldom-used forward to point guard and the other was to offer a scholarship to a junior college transfer whose left leg was shorter than his right. The twosome — George McCloud (point guard) and Tony Dawson (junior college transfer) — transformed FSU into an NCAA Tournament club that earned the 12th seed in the West Regional before falling to Iowa 102-98 in the first round. McCloud (18.2 ppg) and Dawson (17.9 ppg) both averaged more than 17 points per game for the 19-11 Seminoles.

1971-72: The upstart Seminoles shock the college basketball world.


Entering the 1971-72 season, Florida State head coach Hugh Durham had one primary goal for his players. Said Durham prior to the season, "I want to get our players to play to their potential. If they do that, the wins will take care of themselves. By any standard, Durham succeeded. That season, Florida State fielded its most successful team in school history, winning a program

Florida State played in the 1972 NCAA National Championship game against UCLA.

record 27 games against just six losses. The season culminated with an NCAA Mideast Regional Championship, a trip to the Final Four and a date with five-time defending national champion UCLA and legendary coach John Wooden in the national championship game. Along the way to the title game, Florida State knocked off perennial powers Minnesota, Kentucky and North Carolina. In the championship game, FSU fell just five points short of a national championship, going down 81-76 to the Bruins.

1977-78: Coach Hugh Durham takes his final Seminole team back to the tournament.

Florida State found its way back to the NCAA Tournament in head coach Hugh Durham's final season at FSU, 1977-78. The Seminoles rolled through the Metro Conference to win the league's regular season title with an 11-1 record before falling in the conference tournament title game to Louisville 94-93. FSU's season ended in the NCAA Mideast Regional when it lost to eventual national champion Kentucky 85-76. Harry Davis capped his Seminole career by leading Florida State in scoring (19.5 ppg) and rebounding (7.4 rpg).




George McCloud helped Florida State reach the 1988 NCAA Tournament with an 18.2 points per game average for the season.


1988-89: FSU returns for second year in a row.

Florida State used the 1988-89 season to serve as a national coming out party. The Seminoles topped one outstanding season with another, making the NCAA Tournament in consecutive seasons for the first time in school history. FSU, which returned four starters from the previous year, opened the season by winning 16 of its first 17 games, the best start in school history, and rose to as high as No. 8

Rodney Dobard helped Florida State win six NCAA Tournament games in three different seasons.



NCAA Tournament History



Tony Dawson led Florida State to the NCAA Tournament in both 1998 and 1999.

in the national polls. The Seminoles also won the Metro Conference regular season crown, earned the fourth seed in the NCAA Southeast Regional and finished with a 22-8 record. George McCloud (22.8 ppg) and Tony Dawson (21.0 ppg) again led FSU by both averaging at least 21.0 points per game.

1990-91: Charlie Ward makes the difference, as Seminoles advance to second round.

After a one-year absence, Florida State returned to the NCAA Tournament in 1990-91. Heading into the season, most experts thought that it would be head coach Pat Kennedy's most challenging since coming to Tallahassee. The Seminoles struggled early in the season and opened the year just 5-5. But in game 11 head coach Pat Kennedy inserted Charlie Ward in the starting lineup at point guard and FSU began to surge. Florida State won 12 of its final 17 games and rolled through the Metro Conference Tournament in three games to claim its first tournament title in its final season in the league. The Seminoles were the seventh seed in the NCAA Tournament's Midwest Regional and defeated USC in the first round 75-72, for FSU's first tournament win since 1980. Florida State's season would end with a 21-11 record after a second round loss to Indiana.

1991-92: Another Seminole Cinderella squad makes the Sweet Sixteen.

Not many college basketball experts predicted that Florida State's first game and season in the Atlantic Coast Conference would be so successful. The Seminoles' first game turned out to be one of the greatest wins in school history and the season was one of the finest in program annals. FSU's ACC opener at North Carolina would provide a glimpse of what was to follow that season. Playing without star forward Doug Edwards and with just one senior on the roster, the Seminoles went into the Dean Smith Center and stunned the fifth-ranked




Tar Heels 86-74 before more than 19,000. Florida State rolled on to a 22-10 record, an 11-5 conference record and second place finish, and an appearance in the NCAA Tournament's Sweet 16. Seeded third in the West Regional, FSU defeated Montana and Georgetown before giving Indiana everything it could handle in defeat.

1992-93: Another step up the ladder: The Elite Eight.

One year after advancing to the Sweet 16 of the NCAA Tournament, the 1992-93 Seminoles did their predecessor one better — a trip to the Elite Eight. The second most successful season in Florida State basketball history ended just 40 minutes shy of the Final Four with a loss to Kentucky in the Southeast Regional Championship Game. Led by the quintet of Sam Cassell, Rodney Dobard, Doug Edwards, Bob Sura and Charlie Ward, the Seminoles went 25-10, including a 12-4 mark in the ACC. Florida State's 25 wins were the second most in school history.

1997-98: In his first year, Coach Steve Robinson takes the Seminoles back to the big show.

Steve Robinson's first season as the Seminoles' head coach was a successful one as he took his team back to the NCAA Tournament. Florida State opened the season by winning 12 of its first 14 games, including an 84-79 win over defending national champion Arizona in Tallahassee. After a late season stumble, FSU picked itself back up in the first round of the NCAA Tournament's Midwest Regional. The Seminoles, seeded 12th, played one of its best games of the year in beating No. 5 Texas Christian 96-87. Florida State's season would end in the second round with a heart-breaking 83-77 overtime loss to Valparaiso and an 18-14 record.




Above: Terrell Baker played on Steve Robinson's first Florida team that played in the 1998 NCAA Tournament.

Bob Sura, Florida State's all-time leading scorer, played in the 1992 and 1993 NCAA Tournaments.

Series Records

Opponent (Games Played)	Record	Opponent (Games Played)	Record	Opponent (Games Played)	Record	Opponent (Games Played)	Record
Air Force (1)	0-1	Iowa State (1)	1-0	Saint Leo (3)	3-0	Tennessee State (1)	1-0
Alabama (15)	7-8	Jacksonville (60)	41-19	Saint Louis (12)	11-1	Tennessee Tech (1)	1-0
Alabama Birmingham (2)	2-0	Jacksonville State (Ala.) (2)	2-0	Samford (Howard) (10)	10-0	Texas (2)	2-0
Alabama State (3)	3-0	Kansas (2)	0-2	Sam Houston State (1)	1-0	Texas A&M (3)	2-1
Alaska Anchorage (1)	1-0	Kansas State (2)	0-2	San Diego State (1)	0-1	Texas Christian (2)	1-1
Alcorn State (1)	1-0	Kent State (2)	1-1	San Francisco (1)	0-1	Toledo (2)	2-0
American (1)	0-1	Kentucky (8)	2-6	Santa Clara (2)	1-1	Troy State (9)	8-1
Arizona (4)	3-1	Lafayette (1)	1-0	Savannah State (1)	1-0	Tulane (35)	23-12
Arkansas (2)	1-1	Lambuth (1)	1-0	Seton Hall (4)	3-1	Tulsa (3)	3-0
Arkansas Little-Rock (1)	1-1	Lamar Tech (1)	1-0	Sewanee (6)	3-3	UCLA (2)	0-2
Arkansas State (2)	1-1	La Salle (2)	1-1	Siena (1)	1-0	UNC Asheville (3)	3-0
Army (3)	1-2	Louisiana State (4)	2-2	South Alabama (10)	8-2	UNC Charlotte (4)	2-0
Auburn (27)	6-21	Louisville (39)	9-30	South Carolina (29)	16-13	UNC Greensboro (20)	2-0
Austin Peay (1)	1-0	Loyola-Maryland (1)	0-1	South Carolina-Aiken (1)	-1-0	Union (TN) (1)	1-0
Baptist College (4)	4-0	Loyola of New Orleans (21)	8-13	South Carolina-Spartanburg (1)	1-0	Utah State (1)	1-0
Baylor (2)	2-0	Madison (2)	2-0	South Dakota (1)	1-0	Valdosta State (15)	15-0
Beloit (1)	0-1	Manhattan (2)	2-0	South Dakota State (1)	1-0	Valparaiso (1)	0-1
Bethune-Cookman (1)	1-0	Marist (1)	1-0	South Florida (29)	20-9	Vanderbilt (4)	1-3
Binghamton (1)	1-0	Marquette (3)	1-2	Southeast Missouri State (1)	1-0	Vermont (1)	1-0
Birmingham Southern (3)	1-2	Marshall (4)	1-3	Southern California (4)	2-2	Villanova (1)	0-1
Biscayne (6)	6-0	Maryland (25)	6-20	Southern Illinois (2)	1-1	Virginia (22)	8-14
Boston University (1)	1-0	Maryland-Baltimore County (2)	2-0	Southern Mississippi (24)	16-8	Virginia Military (3)	2-1
Bradley (1)	0-1	Maryland-Eastern Shore (1)	1-0	Southern University (1)	1-0	Virginia Tech (33)	18-15
Brigham Young (1)	0-1	Massachusetts (3)	1-2	Southwestern (Memphis) (1)	0-1	Wake Forest (25)	11-14
Bucknell (1)	1-0	Memphis State (53)	22-31	Southwestern Louisiana (4)	4-0	Washington (2)	1-1
Butler (2)	1-1	Mercer (21)	13-8	Southwest Missouri State (1)	0-1	Washington State (1)	1-0
California-Irvine (1)	1-0	Miami (OH) (1)	0-1	Spring Hill (6)	3-3	Western Carolina (3)	3-0
California (Pa.) (1)	1-0	Miami (Fla.) (50)	27-23	Stetson (42)	30-12	West Virginia (4)	1-3
California Santa-Barbara (1)	1-0	Michigan (1)	0-1	Steubenville (1)	0-1	Western Kentucky (6)	6-0
California State-Bakersfield (1)	1-0	Michigan State (1)	1-0	Syracuse (4)	1-3	Wisconsin (1)	0-1
Campbell (1)	1-0	Middle Tennessee State (1)	0-1	Tampa (39)	31-8	Wisconsin Green Bay (1)	1-0
Canisius (2)	1-1	Milikin (1)	0-1	Temple (3)	1-2	Wisconsin Milwaukee (3)	3-0
Centenary (5)	2-3	Millsaps (2)	2-0	Tennessee (8)	3-5	Wofford (2)	0-2
Central (MO) (2)	0-2	Minnesota (5)	2-3	Tennessee-Martin (1)	1-0	Xavier (OH) (1)	0-1
Central Florida (8)	8-0	Mississippi (2)	1-1				
Charleston (2)	2-0	Mississippi College (6)	5-1				
Chattanooga (2)	2-0	Mississippi State (7)	4-3				
Cincinnati (36)	22-14	Missouri (3)	2-1				
The Citadel (9)	5-4	Missouri Western (1)	1-0				
Clemson (37)	21-16	Monmouth College (2)	2-0				
Cleveland State (3)	2-1	Montana (1)	1-0				
Colorado State (1)	1-0	Montana State (1)	1-0				
Connecticut (6)	4-2	Morehead State (2)	1-1				
Connecticut St. Teachers (1)	1-0	Morningside (1)	1-0				
Creighton (1)	0-1	Morgan State (3)	3-0				
Culver-Stockton (1)	0-1	Mt. St. Mary's (1)	1-0				
Dayton (6)	3-3	Murray State (3)	2-1				
David Lipscomb (2)	1-1	Navy (1)	1-0				
Denver (1)	1-0	Nevada Las-Vegas (1)	0-1				
Detroit (1)	1-0	New Hampshire (1)	1-0				
DePaul (5)	2-3	New Mexico (4)	3-1				
Drury (1)	0-1	New Orleans (4)	2-2				
Duke (23)	3-20	New York University (1)	1-0				
Duquesne (4)	2-2	Norfolk State (1)	1-0				
East Carolina (1)	1-0	North Carolina (35)	7-28				
East Tennessee State (4)	1-3	North Carolina State (31)	14-17				
Eastern Kentucky (7)	6-1	Northwestern (3)	2-1				
Eckerd (1)	1-0	Oglethorpe (3)	2-1				
Elon (1)	1-0	Ohio State (4)	0-4				
Erskine (2)	1-1	Ohio University (2)	1-2				
Evansville (2)	1-1	Oklahoma (2)	0-2				
Fairleigh Dickinson (2)	2-0	Oklahoma City (6)	4-2				
Florida (53)	18-35	Oklahoma State (1)	0-1				
Florida A&M (5)	5-0	Old Dominion (1)	0-1				
Florida Atlantic (4)	4-0	Oral Roberts (2)	2-0				
Florida Institute of Technology (1)	1-0	Oregon (1)	1-0				
Florida International (7)	7-0	Oregon State (3)	2-1				
Florida Presbyterian (1)	1-0	Palm Beach Atlantic (1)	1-0				
Florida Southern (30)	22-8	Panama Nationals (1)	1-0				
Furman (10)	7-3	Pan American (2)	2-0				
Georgetown (3)	3-0	Paris Island Marines (2)	0-2				
George Washington (2)	2-0	Penn State (4)	3-1				
Georgia (31)	19-12	Pepperdine (3)	3-0				
Georgia Southern (18)	14-4	Pittsburgh (7)	1-6				
Georgia State (3)	3-0	Princeton (2)	0-2				
Georgia Tech (47)	26-21	Purdue (1)	1-0				
Hardin-Simmons (1)	1-0	Radford (1)	1-0				
Hawaii (3)	1-2	Rhode Island (3)	3-0				
Hofstra (3)	3-0	Rice (7)	5-2				
Houston (5)	2-3	Richmond (4)	1-3				
Howard (1)	1-0	Rider (1)	1-0				
Idaho (1)	1-0	Robert Morris (1)	1-0				
Illinois State (3)	2-1	Robert Morris (1)	1-0				
Indiana (4)	0-4	Rollins (22)	20-2				
Indiana State (1)	0-1	Rutgers (1)	1-0				
Iowa (1)	0-1	St. Joseph's (Pa.) (1)	1-0				



Daniel Boltz, a member of the Seminoles' 1958 and 1959 teams, is ranked 18th in school history with 567 rebounds. He grabbed a single-game career-high 23 rebounds against Miami, Jan. 17, 1959.

Series Records

Date	Site	W/L	Score
Air Force (0-1) H-0-0; A-0-0; N-0-1			
Dec. 26, 1963	N	L	53-78
Alabama (7-8) H-4-1; A-2-5; N-1-2			
Dec. 14, 1959	A	W	86-74
Jan. 31, 1961	H	W	68-57
Jan. 31, 1962	A	L	57-72
Dec. 10, 1962	H	W	72-53
Dec. 28, 1962	N	W	49-48
Jan. 28, 1963	N	W	63-61
Dec. 9, 1963	A	L	53-62
Jan. 29, 1964	H	W	95-77
Dec. 7, 1964	A	L	73-76
Jan. 30, 1965	H	L	66-75
Dec. 28, 1966	A	L	79-80
Dec. 22, 1972	N	L	68-74
Dec. 20, 1975	N	L	72-76
Dec. 16, 1985	A	L	89-100
Dec. 6, 1986	H	W	72-71
Alabama-Birmingham (2-0) H-1-0; A-1-0; N-0-0			
Dec. 30, 1978	A	W	85-66
Feb. 20, 1980	H	W	89-87
Alabama State (3-0) H-3-0; A-0-0; N-0-0			
Feb. 24, 1988	H	W	108-90
Feb. 13, 1991	H	W	113-88
Feb. 19, 1997	H	W	94-49
Alaska-Anchorage (1-0) H-0-0; A-0-0; N-1-0			
Nov. 25, 1989	N	W	75-74
Alcorn State (1-0) H-0-0; A-0-0; N-1-0			
Dec. 29, 1986	N	W	84-62
American (0-1) H-0-1; A-0-0; N-0-0			
Dec. 22, 2001	H	L	72-77
Arizona (3-1) H-2-0; A-1-1; N-0-0			
Jan. 5, 1970	A	W	87-78
Dec. 31, 1970	H	W	95-85
Dec. 6, 1994	A	L	78-96
Dec. 23, 1997	H	W	84-79
Arkansas (1-1) H-0-1; A-0-0; N-1-0			
Jan. 18, 1989	N	W	112-105
Jan. 21, 1991	H	L	92-109
Arkansas-Little Rock (1-0) H-1-0; A-0-0; N-0-0			
Dec. 22, 1992	H	W	95-64
Arkansas State (1-1) H-1-0; A-0-1; N-0-0			
Feb. 4, 1953	A	L	77-88
Feb. 20, 1954	H	W	78-68
Army (1-2) H-0-1; A-0-0; N-1-1			
Feb. 7, 1957	H	L	62-71
Dec. 29, 1969	N	W	86-51
Dec. 29, 1976	N	L	71-72
Auburn (6-21) H-4-8; A-2-8; N-0-5			
Dec. 17, 1958	A	L	74-95
Dec. 29, 1958	H	L	62-69
Dec. 12, 1959	A	L	58-62
Dec. 28, 1959	H	L	63-76
Dec. 10, 1960	A	L	57-74
Jan. 17, 1961	N	L	67-74
Dec. 9, 1961	A	W	56-52
Dec. 30, 1961	H	L	57-62
Dec. 8, 1962	A	L	47-65
Dec. 24, 1962	H	L	70-77
Dec. 7, 1963	H	W	69-67
Jan. 28, 1964	A	L	59-63
Dec. 5, 1964	A	L	68-92
Jan. 25, 1965	H	W	58-55
Dec. 21, 1965	N	L	58-59
Dec. 27, 1965	N	L	64-80
Dec. 27, 1966	N	L	59-67
Dec. 4, 1978	A	W	71-70
Feb. 4, 1980	H	W	73-69
Dec. 17, 1980	N	L	74-78
Dec. 19, 1981	H	L	76-77

Date	Site	W/L	Score
Dec. 1, 1982	A	L	68-78
Dec. 5, 1983	H	L	69-76
Dec. 3, 1989	H	W	82-78
Dec. 15, 1990	H	L	96-99
Dec. 6, 1998	H	L	68-80
Dec. 5, 1999	A	L	54-55
Austin Peay (1-0) H-1-0; A-0-0; N-0-0			
Dec. 4, 1976	H	W	97-87
Baptist College (4-0) H-4-0; A-0-0; N-0-0			
Jan. 14, 1976	H	W	107-54
Feb. 5, 1977	H	W	139-72
Jan. 10, 1981	H	W	87-60
Jan. 18, 1984	H	W	92-75
Baylor (2-0) H-0-0; A-0-0; N-2-0			
Dec. 19, 1964	N	W	84-62
Dec. 16, 1972	N	W	85-67
Beloit (0-1) H-0-0; A-0-0; N-0-1			
Mar. 9, 1955	N	L	88-110
Bethune-Cookman (1-0) H-1-0; A-0-0; N-0-0			
Dec. 5, 1993	H	W	80-70
Binghamton (1-0) H-1-0; A-0-0; N-0-0			
Dec. 21, 2000	H	W	79-57
Birmingham Southern (1-2) H-1-1; A-0-1; N-0-0			
Feb. 23, 1949	H	L	44-50
Jan. 21, 1950	A	L	45-55
Dec. 4, 2002	H	W	78-62
Biscayne (6-0) H-3-0; A-3-0; N-0-0			
Dec. 3, 1970	H	W	106-70
Feb. 28, 1972	A	W	94-66
Dec. 9, 1972	H	W	97-62
Dec. 3, 1973	H	W	109-71
Jan. 11, 1975	A	W	88-59
Jan. 20, 1975	A	W	95-85
Boston University (1-0) H-0-0; A-0-0; N-1-0			
Dec. 20, 1955	N	W	86-52
Bradley (0-1) H-0-0; A-0-1; N-0-0			
Dec. 8, 1956	A	L	66-90
Brigham Young (0-1) H-0-0; A-0-0; N-0-0			
Jan. 28, 1972	N	L	77-80
Bucknell (1-0) H-1-0; A-0-0; N-0-0			
Dec. 28, 1987	H	W	87-58
Butler (1-1) H-1-0; A-0-1; N-0-0			
Dec. 30, 1996	H	W	87-68
Dec. 23, 1998	A	L	65-77
California-Irvine (1-0) H-1-0; A-0-0; N-0-0			
Jan. 30, 1971	H	W	82-69
California (PA) (1-0) H-1-0; A-0-0; N-0-0			
Jan. 9, 1986	H	W	113-75
California-Santa Barbara (1-0) H-1-0; A-0-0; N-0-0			
Jan. 18, 1965	H	W	62-61
California State-Bakersfield (1-0) H-1-0; A-0-0; N-0-0			
Dec. 18, 1973	H	W	96-66
Campbell (1-0) H-1-0; A-0-0; N-0-0			
Dec. 29, 2001	H	W	93-47
Canisius (1-1) H-1-0; A-0-1; N-0-0			
Feb. 6, 1974	H	W	91-74
Jan. 25, 1975	A	L	75-81

Date	Site	W/L	Score
Centenary (2-3) H-2-0; A-0-3; N-0-0			
Mar. 1, 1957	A	L	74-92
Feb. 2, 1959	A	L	63-87
Jan. 7, 1960	H	W	81-71
Feb. 11, 1963	H	W	82-68
Feb. 8, 1964	A	L	72-79
Central (MO) (0-2) H-0-1; A-0-1; N-0-0			
Dec. 19, 1949	A	L	50-62
Dec. 15, 1952	H	L	59-62
Central Florida (8-0) H-6-0; A-0-0; N-2-0			
Nov. 28, 1980	H	W	57-41
Nov. 26, 1983	H	W	95-56
Jan. 6, 1986	H	W	76-58
Jan. 26, 1987	H	W	76-57
Dec. 29, 1987	N	W	101-67
Jan. 28, 1988	H	W	93-69
Nov. 25, 1989	H	W	133-79
Dec. 28, 1989	N	W	97-64
Charleston (2-0) H-1-0; A-1-0; N-0-0			
Dec. 15, 1949	H	W	72-37
Dec. 9, 1950	A	W	74-54
Chattanooga (2-0) H-1-0; A-1-0; N-0-0			
Jan. 3, 1963	A	W	72-55
Feb. 1, 1975	H	W	111-70
Cincinnati (22-14) H-12-3; A-7-9; N-3-2			
Mar. 4, 1972	A	L	64-88
Jan. 13, 1973	H	W	78-74
Feb. 10, 1973	A	L	62-89
Dec. 27, 1977	A	L	75-77
Jan. 17, 1978	H	W	76-66
Jan. 27, 1979	A	W	80-77
Feb. 17, 1979	H	W	76-71
Feb. 2, 1980	A	W	54-52
Feb. 9, 1980	H	W	77-74
Feb. 29, 1980	N	W	79-69
Jan. 5, 1981	A	W	79-77
Feb. 14, 1981	H	L	79-80
Mar. 6, 1981	N	L	57-58
Feb. 20, 1982	A	L	83-84
Feb. 27, 1982	H	L	71-73
Jan. 22, 1983	H	W	86-78
Feb. 6, 1983	A	L	48-63
Jan. 14, 1984	H	W	71-57
Feb. 29, 1984	A	W	85-64
Jan. 2, 1985	A	W	63-62
Feb. 27, 1985	H	W	86-60
Mar. 8, 1985	N	W	76-65
Jan. 11, 1986	H	W	76-73
Feb. 15, 1986	A	L	72-78
Jan. 17, 1987	A	L	67-69
Feb. 2, 1987	H	W	77-75
Jan. 23, 1988	A	W	74-71
Feb. 6, 1988	H	W	101-68
Mar. 11, 1988	N	W	84-74
Jan. 21, 1989	H	W	95-80
Feb. 4, 1989	A	W	66-65
Jan. 11, 1990	H	L	69-72
Feb. 8, 1990	A	L	62-82
Mar. 8, 1990	N	L	64-65
Jan. 10, 1991	H	W	72-67
Feb. 7, 1991	A	L	67-76
The Citadel (5-4) H-3-1; A-2-2; N-0-0			
Jan. 1, 1958	N	L	57-59
Jan. 5, 1960	H	L	74-76
Feb. 15, 1960	A	L	60-100
Feb. 6, 1961	H	W	83-77
Feb. 18, 1961	A	L	66-79
Dec. 19, 1966	A	W	83-67
Jan. 2, 1968	A	W	96-75
Feb. 7, 1968	H	W	93-50
Dec. 30, 1999	H	W	77-51
Clemson (21-16) H-11-3; A-7-9; N-3-4			
Dec. 28, 1951	N	L	56-62
Dec. 19, 1955	N	L	76-94
Dec. 18, 1959	A	L	64-68
Dec. 12, 1960	H	W	74-57
Dec. 19, 1960	A	W	65-64
Dec. 14, 1961	H	L	77-82

Date	Site	W/L	Score
Jan. 8, 1962	A	L	69-75
Feb. 7, 1969	A	W	70-67
Jan. 22, 1970	H	W	122-80
Dec. 7, 1973	N	W	65-58
Nov. 27, 1976	A	L	92-108
Feb. 8, 1992	H	W	102-90
Feb. 18, 1992	A	L	67-68
Jan. 20, 1993	A	W	89-71
Feb. 20, 1993	H	W	102-92
Mar. 12, 1993	N	L	75-87
Jan. 19, 1994	H	W	60-57
Feb. 19, 1994	A	W	79-71
Jan. 18, 1995	A	W	67-66
Feb. 18, 1995	H	W	62-57
Jan. 17, 1996	H	W	75-62
Feb. 17, 1996	A	L	59-67
Jan. 11, 1997	H	L	70-76
Feb. 23, 1997	A	W	67-65
Jan. 13, 1998	A	L	65-86
Feb. 15, 1998	H	L	49-78
Jan. 12, 1999	H	W	70-64
Feb. 14, 1999	A	L	45-78
Mar. 4, 1999	N	W	(OT) 87-85
Jan. 12, 2000	H	W	60-57
Feb. 12, 2000	A	L	84-58
Jan. 31, 2001	H	W	(OT) 88-84
Mar. 3, 2001	A	W	75-63
Mar. 8, 2001	H	L	64-66
Jan. 24, 2002	H	W	68-63
Feb. 23, 2002	A	L	78-87
Mar. 7, 2002	N	W	(OT) 91-84
Cleveland State (2-1) H-2-0; A-0-1; N-0-0			
Feb. 18, 1980	H	W	86-83
Dec. 19, 2000	A	L	(2OT) 85-87
Dec. 19, 2001	H	W	76-63
Colorado State (1-0) H-0-0; A-0-0; N-1-0			
Dec. 28, 1975	N	W	84-54
Connecticut (4-2) H-1-1; A-1-1; N-0-1			
Jan. 6, 1973	H	W	91-55
Nov. 26, 1989	N	L	60-63
Feb. 6, 1993	A	W	86-74
Dec. 12, 1995	H	L	61-79
Mar. 25, 1997	N	W	(OT) 71-65
Nov. 26, 1997	N	W	67-60
Connecticut St. Teachers (1-0) H-1-0; A-0-0; N-0-0			
Dec. 14, 1950	H	W	76-68
Creighton (0-1) H-0-0; A-0-0; N-0-1			
Dec. 29, 1964	N	L	

Series Records

Date Site W/L Score

(continued from page 169)

Drury (0-1)

H-0-0; A-0-1; N-0-0

Dec. 20, 1949L..... 52-59

Duke (3-20)

H-3-8; A-0-12; N-0-0

Jan. 3, 1954A..... 75-97
 Jan. 6, 1992A..... 70-86
 Jan. 30, 1992H..... 62-75
 Jan. 24, 1993H..... (OT) 89-88
 Feb. 24, 1993A..... 75-98
 Jan. 22, 1994A..... 79-106
 Feb. 23, 1994H..... 72-84
 Jan. 21, 1995H..... 78-75
 Feb. 22, 1995A..... 67-72
 Jan. 20, 1996A..... 65-85
 Feb. 22, 1996H..... 87-93
 Dec. 5, 1996A..... (OT) 66-72
 Feb. 15, 1997H..... 79-89
 Jan. 10, 1998H..... 63-75
 Feb. 10, 1998A..... 72-86
 Jan. 16, 1999A..... 75-98
 Feb. 17, 1999H..... 59-85
 Jan. 16, 2000H..... 54-85
 Feb. 16, 2000A..... 68-101
 Jan. 4, 2001H..... 72-99
 Feb. 4, 2001A..... 58-100
 Jan. 6, 2002H..... 77-76
 Feb. 7, 2002A..... 49-80

Duquesne (2-2)

H-1-0; A-0-2; N-1-0

Dec. 1, 1956A..... 54-80
 Feb. 4, 1965N..... 62-58
 Dec. 29, 1991H..... 88-73
 Dec. 15, 1992A..... 84-91

East Carolina (1-0)

H-1-0; A-0-0; N-0-0

Feb. 3, 1968H..... 110-100

East Tennessee State (1-3)

H-1-1; A-0-2; N-0-0

Dec. 3, 1955A..... 54-80
 Dec. 15, 1956H..... 59-65
 Mar. 9, 1968A..... 68-79
 Jan. 8, 1972H..... 106-83

Eastern Kentucky (6-1)

H-2-0; A-2-1; N-2-0

Dec. 17, 1966A..... 59-81
 Dec. 4, 1971H..... 96-83
 Mar. 11, 1972N..... 83-81
 Dec. 4, 1974N..... 87-70
 Dec. 10, 1973A..... 93-60
 Jan. 4, 1975H..... 107-75
 Dec. 6, 1975A..... 65-59

Eckerd (1-0)

H-1-0; A-0-0; N-0-0

Nov. 27, 1978H..... 116-71

Elon (1-0)

H-1-0; A-0-0; N-0-0

Nov. 23, 2001H..... 89-59

Erskine (1-1)

H-1-0; A-0-1; N-0-0

Feb. 5, 1948A..... 45-47
 Feb. 28, 1948H..... 49-48

Evansville (1-1)

H-0-0; A-0-1; N-1-0

Dec. 30, 1967A..... 67-76
 Mar. 18, 1993N..... 82-70

Fairleigh Dickinson (2-0)

H-2-0; A-0-0; N-0-0

Feb. 26, 1974H..... 86-58
 Jan. 11, 1978H..... 85-43

Florida (18-35)

H-6-13; A-5-10; N-7-6

Dec. 29, 1951N..... 51-61
 Dec. 27, 1954N..... 79-82
 Dec. 10, 1956N..... 65-67
 Dec. 11, 1957A..... 70-71
 Dec. 13, 1958H..... 82-60
 Dec. 5, 1959A..... 71-81
 Dec. 14, 1960H..... 67-74
 Feb. 22, 1961A..... 74-75
 Dec. 7, 1961A..... 85-71
 Feb. 21, 1962A..... 79-56
 Dec. 6, 1962H..... 59-80

Date Site W/L Score

Jan. 23, 1963A..... 50-52
 Dec. 3, 1963H..... 55-78
 Jan. 23, 1964A..... 50-52
 Dec. 9, 1964H..... 51-50
 Feb. 23, 1965A..... 65-77
 Dec. 8, 1965A..... 62-75
 Jan. 18, 1966H..... 65-74
 Dec. 7, 1966A..... 30-50
 Feb. 22, 1967H..... 75-90
 Dec. 7, 1967H..... 87-95
 Feb. 21, 1968A..... 64-89
 Dec. 30, 1969N..... 88-63
 Jan. 20, 1978N..... 68-61
 Dec. 8, 1979N..... 87-70
 Dec. 13, 1980N..... 74-81
 Jan. 26, 1981A..... 82-71
 Dec. 12, 1981N..... 65-81
 Jan. 11, 1982H..... 82-67
 Dec. 19, 1982H..... 63-84
 Dec. 2, 1983A..... 67-60
 Dec. 23, 1983H..... 87-64
 Nov. 30, 1984H..... 65-68
 Feb. 4, 1985A..... 79-86
 Nov. 29, 1985A..... 66-85
 Nov. 28, 1986H..... 80-76
 Dec. 12, 1987A..... 48-71
 Dec. 3, 1988H..... 104-86
 Dec. 1, 1989A..... 69-82
 Nov. 30, 1990H..... 68-85
 Jan. 27, 1992A..... 68-67
 Jan. 2, 1993H..... 86-89
 Dec. 18, 1993N..... 69-59
 Feb. 21, 1994A..... 61-72
 Dec. 17, 1994N..... (2 OT) 65-71
 Feb. 20, 1995H..... 62-75
 Dec. 16, 1995N..... 74-52
 Dec. 21, 1996N..... 79-65
 Dec. 14, 1997N..... 83-81
 Nov. 20, 1998H..... 66-82
 Nov. 19, 1999A..... 61-96
 Nov. 17, 2000H..... 70-85
 Nov. 16, 2001A..... 47-68

Florida A&M (5-0)

H-5-0; A-0-0; N-0-0

Nov. 30, 1979H..... 101-63
 Feb. 21, 1981H..... 92-79
 Nov. 29, 1981H..... 81-67
 Dec. 6, 1982H..... 81-79
 Dec. 7, 1991H..... (forfeit) 2-0

Florida Atlantic (4-0)

H-4-0; A-0-0; N-0-0

Dec. 1, 1993H..... 110-59
 Dec. 3, 1994H..... 101-63
 Dec. 2, 1996H..... 93-56
 Dec. 2, 1997H..... 90-52

Florida Institute Technology (1-0)

H-1-0; A-0-0; N-0-0

Dec. 14, 1985H..... 122-83

Florida International (7-0)

H-6-0; A-1-0; N-0-0

Dec. 10, 1983H..... 94-75
 Dec. 3, 1984H..... 97-43
 Dec. 2, 1987H..... 121-75
 Nov. 27, 1988H..... 100-75
 Dec. 29, 1990A..... 92-73
 Nov. 25, 1994H..... 88-41
 Nov. 28, 1995H..... 92-44

Florida Presbyterian (1-0)

H-0-0; A-1-0; N-0-0

Dec. 2, 1967A..... 90-66

Florida Southern (22-8)

H-13-1; A-9-6; N-0-1

Feb. 13, 1948A..... 41-47
 Feb. 21, 1948H..... 55-48
 Dec. 10, 1948H..... 46-38
 Dec. 11, 1948H..... 53-45
 Jan. 13, 1950A..... 65-71
 Jan. 14, 1950A..... 48-59
 Feb. 27, 1950N..... 56-68
 Dec. 16, 1950A..... 86-55
 Jan. 13, 1951H..... 44-41
 Jan. 16, 1952A..... 51-54
 Jan. 23, 1952H..... 72-53
 Jan. 13, 1953A..... 71-89
 Feb. 13, 1953A..... 79-77
 Jan. 13, 1954A..... 98-80
 Jan. 21, 1954H..... 99-71

Date Site W/L Score

Jan. 7, 1955A..... 73-69
 Feb. 7, 1955H..... 84-63
 Feb. 13, 1956H..... 92-73
 Feb. 18, 1956A..... 85-81
 Feb. 5, 1957A..... 63-78
 Feb. 11, 1957H..... 67-73
 Feb. 24, 1966H..... 99-54
 Feb. 18, 1967A..... 84-76
 Feb. 10, 1968H..... 104-82
 Feb. 27, 1969A..... 84-79
 Feb. 10, 1970H..... 98-74
 Feb. 25, 1971A..... 74-66
 Jan. 29, 1972H..... 84-63
 Dec. 18, 1978H..... 106-75
 Feb. 11, 1980A..... 85-78

Furman (7-3)

H-4-1; A-2-2; 1-0

Jan. 3, 1957N..... 108-96
 Dec. 14, 1957A..... 89-95
 Dec. 6, 1958H..... 73-72
 Feb. 13, 1960A..... 105-98
 Feb. 20, 1961H..... 99-57
 Jan. 6, 1962A..... 64-67
 Feb. 6, 1964H..... 57-48
 Dec. 30, 1983H..... 93-91
 Dec. 29, 1984A..... 97-75
 Dec. 4, 2000H..... (OT) 74-79

Georgetown (3-0)

H-2-0; A-0-0; N-1-0

Dec. 20, 1969H..... 98-65
 Jan. 8, 1973H..... 101-70
 Mar. 21, 1992N..... 78-68

George Washington (2-0)

H-0-0; A-2-0; N-0-0

Dec. 29, 1967A..... 94-69
 Jan. 25, 1979A..... 71-68

Georgia (19-12)

H-9-3; A-6-5; N-4-4

Jan. 17, 1948A..... 46-65
 Feb. 12, 1948H..... 42-44
 Dec. 27, 1951N..... 50-79
 Dec. 28, 1954N..... 97-87
 Jan. 15, 1955H..... 90-81
 Feb. 14, 1955A..... 88-79
 Jan. 13, 1956A..... 79-76
 Mar. 5, 1956H..... 80-75
 Jan. 1, 1957H..... 68-72
 Jan. 21, 1957A..... 86-63
 Jan. 2, 1958N..... 92-80
 Mar. 3, 1958H..... 85-77
 Dec. 20, 1958N..... 72-83
 Jan. 18, 1959A..... 91-94
 Dec. 30, 1959N..... 66-69
 Feb. 29, 1960H..... 95-82
 Dec. 28, 1960N..... 56-62
 Feb. 16, 1961A..... 77-68
 Feb. 15, 1962A..... 71-62
 Mar. 2, 1962H..... 101-69
 Dec. 27, 1962N..... 77-69
 Jan. 14, 1963H..... 88-54
 Jan. 17, 1963A..... 76-90
 Jan. 18, 1964H..... 64-63
 Mar. 3, 1964A..... 70-85
 Jan. 7, 1965A..... 64-55
 Mar. 6, 1965H..... 85-83
 Jan. 3, 1966A..... 57-63
 Mar. 5, 1966H..... 87-69
 Dec. 20, 1980N..... 64-62
 Dec. 1, 1981H..... 67-70

Georgia Southern (14-4)

H-6-2; A-3-2; N-5-0

Jan. 15, 1948H..... 56-60
 Feb. 20, 1948A..... 47-65
 Mar. 3, 1951N..... 69-67
 Jan. 19, 1952H..... 75-93
 Dec. 6, 1952A..... 68-63
 Dec. 11, 1953H..... 68-58
 Feb. 17, 1954A..... 89-85
 Dec. 6, 1954H..... 75-67
 Mar. 1, 1955H..... 91-83
 Jan. 14, 1956A..... 81-90
 Dec. 29, 1962N..... 79-60
 Feb. 11, 1971A..... 113-81
 Dec. 1, 1972H..... 109-97
 Jan. 14, 1974N..... 92-89
 Feb. 9, 1975N..... 101-77
 Feb. 22, 1975H..... 104-71

Date Site W/L Score

Jan. 5, 1979N..... 96-83
 Dec. 20, 1998H..... 80-43

Georgia State (3-0)

H-2-0; A-1-0; N-0-0

Feb. 13, 1975H..... 81-72
 Jan. 31, 1976A..... 66-58
 Feb. 21, 1976H..... 92-70

Georgia Tech (26-21)

H-13-8; A-11-12; N-2-1

Jan. 19, 1963A..... 55-70
 Feb. 15, 1964A..... 73-77
 Jan. 20, 1965H..... 72-65
 Feb. 15, 1965A..... 76-77
 Jan. 31, 1966H..... 71-66
 Jan. 14, 1966A..... 88-95
 Jan. 28, 1967H..... 68-75
 Feb. 25, 1967A..... 84-102
 Jan. 20, 1968A..... 73-57
 Feb. 24, 1968H..... 72-67
 Feb. 18, 1969H..... 76-84
 Feb. 22, 1969A..... 98-80
 Jan. 24, 1970A..... 89-83
 Feb. 21, 1970H..... 97-80
 Jan. 23, 1971H..... 67-85
 Feb. 8, 1971A..... 81-76
 Jan. 22, 1972A..... 71-69
 Feb. 19, 1972H..... 108-50
 Mar. 3, 1977N..... 67-72
 Feb. 21, 1978H..... 78-72
 Feb. 25, 1978A..... 85-82
 Mar. 2, 1978N..... 71-69
 Jan. 23, 1979H..... 79-73
 Feb. 10, 1979A..... 73-75
 Jan. 23, 1992A..... 83-79
 Feb. 15, 1992H..... 80-67
 Jan. 31, 1993H..... 96-77
 Mar. 4, 1993A..... 83-82
 Jan. 29, 1994A..... 74-73
 Mar. 2, 1994H..... 71-68
 Jan. 29, 1995H..... 67-80
 Mar. 2, 1995A..... 67-69
 Jan. 27, 1996A..... 58-79
 Feb. 28, 1996H..... 68-83
 Jan. 15, 1997A..... 58-71
 Feb. 9, 1997H..... 64-62
 Jan. 18, 1998A..... 70-67
 Feb. 18, 1998H..... 59-72
 Jan. 9, 1999A..... 75-56
 Feb. 11, 1999H..... (2 OT) 108-111
 Jan. 19, 2000A..... 62-65
 Feb. 21, 2000H..... 64-54
 Mar. 9, 2000N..... 63-62
 Jan. 27, 2001A..... 68-77
 Feb. 28, 2001H..... 69-59
 Jan. 30, 2002A..... 46-77
 Mar. 2, 2002H..... 78-86

Hardin-Simmons (1-0)

H-1-0; A-0-0; N-0-0

Jan. 21, 1987H..... 93-79

Hawaii (1-2)

H-1-0; A-0-2; N-0-0

Jan. 23, 1969H..... 92-60
 Dec. 18, 1971A..... (forfeit) 10-30
 Dec. 22, 1971A..... 76-80

Hofstra (3-0)

H-3-0; A-0-0; N-0-0

Jan. 26, 1968H..... 109-71
 Nov. 30, 1973H..... 92-63
 Jan. 18, 1975H..... 107-71

Houston (2-3)

H-2-0; A-0-3; N-0-0

Feb. 5, 1962A..... 76-84
 Jan. 26, 1963H..... 76-69
 Jan. 15, 1972H..... 86-79
 Feb. 4, 1972A..... 86-94
 Jan. 5, 1974A..... 74-79

Howard (1-0)

H-1-0; A-0-0; N-0-0

Nov. 26, 1995H..... 97-81

Idaho (1-0)

H-1-0; A-0-0; N-0-0

Nov. 24, 1998H..... 70-57

Series Records

Date	Site	W/L	Score
Illinois State (2-1)			
H-2-0; A-0-1; N-0-0			
Dec. 3, 1974	H	W	72-70
Feb. 2, 1976	A	L	80-82
Feb. 12, 1976	H	W	109-81
Indiana (0-4)			
H-0-0; A-0-1; N-0-3			
Dec. 8, 1975	A	L	59-83
Mar. 16, 1991	N	L	60-82
Mar. 26, 1992	N	L	74-85
Nov. 25, 1992	N	L	(OT) 78-81
Indiana State (0-1)			
H-0-0; A-0-0; N-0-1			
Dec. 27, 1973	N	L	92-93
Iowa (0-1)			
H-0-0; A-0-0; N-0-1			
Mar. 18, 1988	N	L	98-102
Iowa State (1-0)			
H-1-0; A-0-0; N-0-0			
Nov. 20, 1992	H	W	109-86
Jacksonville (41-19)			
H-18-13; A-21-6; N-2-0			
Dec. 29, 1959	H	W	86-69
Feb. 22, 1964	A	W	101-77
Feb. 10, 1965	A	W	97-74
Jan. 24, 1966	H	W	86-90
Feb. 10, 1966	A	W	78-49
Jan. 23, 1967	A	W	81-70
Feb. 8, 1967	H	W	68-67
Jan. 16, 1968	A	W	92-79
Feb. 16, 1968	H	W	106-65
Dec. 7, 1968	H	W	93-88
Jan. 4, 1969	H	L	68-76
Feb. 1, 1969	A	W	93-89
Jan. 27, 1970	A	W	89-83
Feb. 18, 1970	H	L	81-85
Dec. 8, 1970	H	L	108-114
Jan. 27, 1971	H	L	65-83
Feb. 15, 1971	A	L	79-90
Dec. 7, 1971	H	W	90-83
Jan. 26, 1972	A	L	82-84
Feb. 23, 1972	H	W	70-61
Jan. 20, 1973	H	L	66-70
Feb. 14, 1973	A	W	83-74
Jan. 24, 1974	A	W	78-74
Feb. 13, 1974	H	L	90-113
Feb. 6, 1975	A	W	63-55
Feb. 19, 1975	H	L	71-76
Jan. 10, 1976	H	W	77-57
Feb. 18, 1976	A	W	74-65
Jan. 26, 1977	H	L	70-77
Feb. 23, 1977	A	L	64-70
Jan. 3, 1979	A	L	68-71
Feb. 3, 1979	H	W	84-81
Dec. 2, 1979	H	L	76-77
Feb. 16, 1980	A	W	64-55
Dec. 6, 1980	A	W	59-57
Jan. 20, 1981	H	W	59-50
Dec. 4, 1981	N	W	94-93
Dec. 9, 1981	A	L	80-83
Jan. 27, 1982	H	L	79-80
Dec. 11, 1982	N	W	81-66
Jan. 4, 1983	H	W	61-60
Feb. 12, 1983	A	W	83-74
Dec. 8, 1983	A	L	76-63
Feb. 13, 1984	H	L	47-56
Dec. 5, 1984	H	W	61-60
Feb. 13, 1985	A	W	88-72
Jan. 4, 1986	A	L	62-69
Jan. 3, 1987	H	L	78-90
Jan. 6, 1988	A	W	87-63
Jan. 11, 1989	H	W	85-70
Jan. 8, 1990	H	W	104-99
Feb. 16, 1991	A	W	99-79
Nov. 26, 1991	H	W	100-91
Feb. 2, 1993	A	W	92-77
Dec. 2, 1995	H	W	87-80
Dec. 14, 1996	A	W	108-84
Dec. 6, 1997	H	W	77-44
Dec. 17, 1998	A	W	72-53
Nov. 27, 1999	H	W	83-59
Dec. 17, 2000	H	W	75-61
Jacksonville State (Ala.) (2-0)			
H-2-0; A-0-0; N-0-0			
Dec. 16, 1953	H	W	72-61
Dec. 4, 1954	H	W	103-76

Date	Site	W/L	Score
Kansas (0-2)			
H-0-0; A-0-1; N-0-1			
Dec. 9, 1966	A	L	48-62
Nov. 28, 1997	N	L	58-73
Kansas State (0-2)			
H-0-0; A-0-1; N-0-1			
Dec. 10, 1966	A	L	58-81
Nov. 24, 1989	N	L	70-71
Kent State (1-1)			
H-0-1; A-1-0; N-0-0			
Jan. 13, 1969	H	L	67-76
Feb. 5, 1970	A	W	80-79
Kentucky (2-6)			
H-0-0; A-1-5; N-1-1			
Dec. 1, 1958	A	L	68-91
Dec. 3, 1960	A	W	63-58
Dec. 12, 1962	A	L	54-83
Mar. 18, 1972	N	W	73-54
Feb. 7, 1977	A	L	57-97
Mar. 11, 1978	A	L	76-85
Mar. 9, 1980	A	L	78-87
Mar. 27, 1993	N	L	81-106
Lafayette (1-0)			
H-1-0; A-0-0; N-0-0			
Jan. 2, 1994	H	W	105-87
Lambuth (0-2)			
H-0-0; A-0-1; N-0-1			
Dec. 28, 1948	A	L	50-56
Feb. 28, 1949	N	L	49-65
Lamar Tech (1-0)			
H-1-0; A-0-0; N-0-0			
Dec. 1, 1965	H	W	73-68
La Salle (1-1)			
H-1-0; A-0-1; N-0-0			
Feb. 23, 1989	A	L	100-101
Dec. 9, 1990	H	W	83-74
Louisiana State (2-2)			
H-1-0; A-0-2; N-1-0			
Dec. 18, 1957	A	L	65-67
Dec. 27, 1958	H	W	82-67
Dec. 1, 1959	A	L	78-89
Dec. 16, 1967	N	W	130-100
Louisville (9-30)			
H-6-10; A-2-17; N-1-3			
Dec. 16, 1968	A	L	78-79
Dec. 22, 1969	H	W	79-69
Dec. 15, 1973	A	L	78-90
Dec. 14, 1974	H	L	75-84
Dec. 27, 1974	A	L	61-79
Jan. 3, 1977	A	L	75-78
Jan. 22, 1978	A	W	70-60
Feb. 17, 1978	H	W	81-70
Mar. 4, 1978	N	L	93-94
Jan. 20, 1979	H	L	65-67
Feb. 1, 1979	A	L	71-84
Jan. 27, 1980	A	L	73-79
Feb. 24, 1980	H	L	75-83
Mar. 1, 1980	A	L	72-81
Jan. 17, 1981	A	L	78-98
Feb. 7, 1981	H	L	73-82
Jan. 4, 1982	A	L	57-79
Jan. 30, 1982	H	W	71-65
Mar. 6, 1982	N	L	73-97
Jan. 8, 1983	H	L	69-96
Feb. 7, 1983	A	L	63-89
Jan. 25, 1984	A	L	71-95
Feb. 6, 1984	H	W	75-60
Jan. 12, 1985	H	L	62-63
Feb. 20, 1985	A	L	72-83
Jan. 15, 1986	H	L	64-85
Feb. 19, 1986	A	L	67-89
Dec. 7, 1986	H	L	64-73
Feb. 18, 1987	A	L	71-87
Jan. 9, 1988	H	W	83-76
Feb. 17, 1988	A	L	62-82
Feb. 6, 1989	A	W	81-78
Feb. 16, 1989	H	L	(OT) 77-78
Mar. 12, 1989	N	L	80-87
Jan. 14, 1990	H	L	66-73
Feb. 6, 1990	A	L	50-69
Jan. 12, 1991	H	W	77-66
Feb. 9, 1991	A	L	72-88
Mar. 9, 1991	N	W	76-69

Date	Site	W/L	Score
Loyola-Maryland (1-0)			
H-1-0; A-0-0; N-0-0			
Nov. 17, 1997	H	W	89-72
Loyola of New Orleans (8-13)			
H-7-4; A-1-9; N-0-0			
Feb. 9, 1951	H	L	65-75
Jan. 5, 1952	A	L	52-74
Jan. 6, 1953	H	L	66-72
Feb. 21, 1953	A	L	77-85
Jan. 7, 1954	H	L	76-80
Feb. 13, 1954	A	L	72-88
Feb. 19, 1955	A	L	95-101
Feb. 22, 1955	H	W	87-84
Jan. 16, 1956	H	W	85-75
Mar. 3, 1956	A	L	72-75
Feb. 20, 1957	H	W	79-72
Mar. 2, 1957	A	L	56-82
Dec. 17, 1957	A	L	56-82
Jan. 6, 1958	H	L	67-79
Feb. 7, 1959	H	W	61-60
Dec. 2, 1959	A	L	64-71
Feb. 22, 1960	H	W	69-50
Jan. 9, 1961	H	W	73-55
Feb. 28, 1961	A	W	72-68
Jan. 10, 1966	H	W	73-53
Feb. 7, 1966	A	L	62-63
Madison (2-0)			
H-1-0; A-0-0; N-0-0			
Feb. 14, 1976	A	W	85-65
Jan. 12, 1977	H	W	69-66
Manhattan (2-0)			
H-1-0; A-0-0; N-1-0			
Dec. 27, 1963	N	W	85-81
Jan. 11, 1971	H	W	98-68
Marist (1-0)			
H-1-0; A-0-0; N-0-0			
Dec. 28, 1996	H	W	76-48
Marquette (1-2)			
H-0-0; A-0-2; N-1-0			
Dec. 15, 1967	A	L	58-78
Jan. 19, 1980	A	L	64-74
Mar. 1, 1981	N	W	81-78
Marshall (1-3)			
H-1-2; A-0-1; N-0-0			
Feb. 1, 1958	A	L	68-109
Jan. 25, 1967	H	L	71-77
Feb. 26, 1973	H	L	59-71
Dec. 7, 1975	H	W	90-63
Maryland (6-20)			
H-3-8; A-3-9; N-0-4			
Jan. 18, 1992	A	W	91-83
Feb. 5, 1992	H	L	85-93
Jan. 13, 1993	H	W	105-85
Feb. 13, 1993	A	W	87-84
Jan. 11, 1994	A	L	74-80
Feb. 12, 1994	H	L	66-69
Jan. 10, 1995	H	L	57-70
Feb. 11, 1995	A	L	65-80
Mar. 10, 1995	N	L	64-71
Feb. 10, 1996	H	W	100-78
Mar. 4, 1996	A	L	78-88
Jan. 29, 1997	H	W	74-70
Feb. 13, 1997	A	L	57-73
Jan. 7, 1998	A	L	74-81
Feb. 7, 1998	H	L	62-68
Jan. 27, 1999	A	L	87-107
Feb. 27, 1999	H	L	75-84
Mar. 5, 1999	N	L	69-93
Jan. 29, 2000	H	L	63-82
Mar. 1, 2000	A	L	70-85
Mar. 10, 2000	N	L	61-82
Jan. 14, 2001	H	L	55-76
Feb. 14, 2001	A	W	74-71
Jan. 26, 2002	A	L	63-84
Feb. 27, 2002	H	L	63-66
Mar. 8, 2002	N	L	59-85
Maryland-Baltimore County (2-0)			
H-2-0; A-0-0; N-0-0			
Dec. 28, 1992	H	W	109-80
Dec. 28, 1995	H	W	80-56
Maryland-Eastern Shore (1-0)			
H-1-0; A-0-0; N-0-0			
Dec. 30, 1995	H	W	79-66

Date	Site	W/L	Score
Massachusetts (1-2)			
H-1-0; A-0-1; N-0-1			
Dec. 2, 1992	H	W	67-64
Feb. 3, 1994	A	L	58-62
Dec. 18, 1999	N	L	60-69
Memphis State (22-31)			
H-16-7; A-6-20; N-0-4			
Feb. 2, 1953	A	L	73-87
Jan. 13, 1958	A	L	56-59
Feb. 18, 1958	H	L	51-68
Jan. 13, 1959	H	L	72-75
Feb. 10, 1959	A	L	69-93
Jan. 11, 1960	A	L	71-86
Feb. 9, 1960	H	L	69-83
Jan. 16, 1964	H	W	91-90
Feb. 10, 1964	A	L	72-84
Jan. 16, 1965	H	W	74-61
Feb. 6, 1965	A	W	81-70
Jan. 15, 1966	H	W	67-63
Feb. 5, 1966	A	L	66-81
Jan. 16, 1967	A	L	42-46
Feb. 4, 1967	H	W	55-51
Dec. 18, 1			

Series Records

Date Site W/L Score

(continued from page 171)

Date	Site	W/L	Score
Miami (FL) (27-23) H-20-3; A-7-20; N-0-0			
Jan. 19, 1951	A	L	61-80
Jan. 11, 1952	A	L	56-93
Feb. 11, 1952	H	L	63-76
Feb. 28, 1952	A	W	73-70
Jan. 9, 1953	A	L	56-93
Feb. 23, 1953	H	W	81-75
Jan. 9, 1954	A	L	61-78
Feb. 5, 1954	H	W	76-69
Dec. 20, 1954	H	W	71-66
Feb. 26, 1955	A	W	86-80
Jan. 7, 1956	H	W	78-76
Feb. 25, 1956	A	L	85-91
Jan. 12, 1957	H	L	77-85
Feb. 23, 1957	A	L	82-98
Jan. 18, 1958	H	W	71-70
Feb. 22, 1958	A	L	66-86
Dec. 19, 1958	A	L	79-85
Jan. 17, 1959	H	W	93-69
Feb. 28, 1959	A	L	85-92
Jan. 16, 1960	H	L	91-93
Feb. 27, 1960	A	L	89-107
Jan. 14, 1961	H	W	89-78
Feb. 25, 1961	A	L	73-75
Jan. 13, 1962	H	W	65-60
Feb. 24, 1962	A	W	83-80
Jan. 12, 1963	H	W	77-74
Feb. 23, 1963	A	L	70-99
Jan. 11, 1964	H	W	80-78
Feb. 29, 1964	A	L	80-82
Jan. 9, 1965	A	W	64-55
Mar. 1, 1965	H	W	85-83
Jan. 7, 1966	H	W	78-62
Feb. 28, 1966	A	L	90-112
Jan. 7, 1967	H	W	61-60
Mar. 1, 1967	A	L	90-110
Jan. 12, 1968	H	W	122-93
Mar. 1, 1968	A	W	84-96
Dec. 6, 1968	A	W	111-84
Jan. 10, 1969	H	W	86-81
Feb. 28, 1969	A	W	89-86
Jan. 9, 1970	H	W	104-63
Feb. 28, 1970	A	W	112-96
Jan. 8, 1971	H	W	114-106
Feb. 27, 1971	A	L	94-100
Jan. 20, 1986	A	L	75-83
Feb. 3, 1986	H	W	70-72
Feb. 4, 1987	A	L	57-63
Feb. 26, 1987	H	W	108-84
Jan. 18, 1990	A	L	89-90
Feb. 17, 1990	H	W	92-73
Michigan (0-1) H-0-0; A-0-0; N-0-1			
Mar. 27, 1997	N	L	73-82
Michigan State (1-0) H-1-0; A-0-0; N-0-0			
Mar. 17, 1997	H	W	68-63
Middle Tennessee State (0-1) H-0-0; A-0-0; N-0-1			
Mar. 16, 1989	N	L	83-97
Milikin (0-1) H-0-0; A-0-0; N-0-1			
Mar. 15, 1951	N	L	60-91
Millsaps (2-0) H-0-0; A-1-0; N-1-0			
Feb. 5, 1949	A	W	49-46
Jan. 26, 1950	N	W	62-45
Minnesota (2-3) H-1-1; A-0-2; N-1-0			
Mar. 16, 1972	N	W	70-56
Dec. 31, 1977	A	L	74-88
Dec. 20, 1979	H	W	112-91
Dec. 2, 1980	A	L	66-79
Nov. 29, 2000	H	L	71-76
Mississippi (1-1) H-1-0; A-0-1; N-0-0			
Jan. 9, 1951	H	W	63-58
Feb. 14, 1951	A	L	75-79
Mississippi College (5-1) H-3-0; A-1-1; N-1-0			
Dec. 7, 1948	H	W	53-21
Feb. 4, 1949	A	L	46-57
Dec. 5, 1949	H	W	43-24

Date Site W/L Score

Dec. 6, 1949	H	W	51-45
Feb. 28, 1950	N	W	74-63
Feb. 15, 1951	A	W	77-54
Mississippi State (4-3) H-2-0; A-1-2; N-1-1			
Dec. 10, 1951	A	L	47-75
Dec. 20, 1952	H	W	82-52
Dec. 4, 1953	A	L	75-87
Jan. 19, 1955	A	W	71-76
Feb. 21, 1955	H	W	102-86
Dec. 21, 1955	N	L	71-79
Dec. 29, 1998	N	W	69-58
Missouri (2-1) H-1-0; A-0-1; N-1-0			
Dec. 11, 1976	A	L	63-65
Dec. 21, 1977	H	W	97-64
Dec. 19, 1980	N	W	68-64
Missouri Western (1-0) H-1-0; A-0-0; N-0-0			
Nov. 30, 1976	H	W	109-80
Monmouth College (2-0) H-2-0; A-0-0; N-0-0			
Mar. 5, 1984	H	W	82-55
Feb. 2, 1988	H	W	82-68
Montana (1-0) H-0-0; A-0-0; N-1-0			
Mar. 19, 1992	N	W	78-68
Montana State (1-0) H-0-0; A-0-0; N-1-0			
Mar. 7, 1955	N	W	93-84
Morehead State (1-1) H-1-0; A-0-0; N-0-1			
Jan. 2, 1957	N	L	75-97
Jan. 30, 1960	H	W	78-75
Morgan State (3-0) H-3-0; A-0-0; N-0-0			
Dec. 3, 1990	H	W	89-48
Dec. 20, 1993	H	W	90-67
Dec. 30, 2000	H	W	74-64
Morningside (1-0) H-1-0; A-0-0; N-0-0			
Dec. 16, 1955	H	W	104-93
Mount Saint Mary's (1-0) H-1-0; A-0-0; N-0-0			
Dec. 22, 1993	H	W	108-81
Murray State (2-1) H-1-0; A-0-1; N-1-0			
Dec. 7, 1957	H	W	84-60
Feb. 9, 1959	A	L	71-96
Dec. 30, 1998	N	W	(OT) 80-76
Navy (1-0) H-0-0; A-0-0; N-1-0			
Dec. 17, 1977	N	W	82-55
Nevada-Las Vegas (0-1) H-0-0; A-0-1; N-0-0			
Dec. 22, 1990	A	L	69-101
New Hampshire (1-0) H-1-0; A-0-0; N-0-0			
Dec. 30, 1968	H	W	104-52
New Mexico (3-1) H-2-0; A-1-1; N-0-0			
Feb. 1, 1974	H	W	90-71
Jan. 27, 1975	A	L	78-81
Jan. 2, 1983	A	W	74-71
Feb. 22, 1983	H	W	79-77
New Orleans (2-2) H-2-0; A-0-2; N-0-0			
Jan. 22, 1986	A	L	55-76
Feb. 12, 1986	H	W	96-77
Feb. 21, 1989	A	L	77-83
Dec. 9, 1989	H	W	66-64
New York University (1-0) H-0-0; A-0-0; N-1-0			
Dec. 30, 1955	N	W	85-83
Norfolk State (1-0-0) H-1-0; A-0-0; N-0-0			
Nov. 23, 1999	H	W	81-70

Date Site W/L Score

North Carolina-Asheville (1-0) H-1-0; A-0-0; N-0-0			
Jan. 6, 2001	H	W	76-68
North Carolina (7-28) H-3-8; A-3-15; N-1-5			
Dec. 16, 1965	A	L	80-115
Dec. 20, 1966	A	L	54-81
Feb. 1, 1968	A	L	80-86
Feb. 8, 1969	A	L	82-100
Dec. 13, 1969	A	L	75-86
Feb. 22, 1971	A	L	61-70
Mar. 23, 1972	N	W	79-75
Feb. 17, 1973	N	L	79-91
Feb. 16, 1974	N	L	85-104
Jan. 5, 1985	N	L	69-78
Dec. 31, 1985	A	L	64-109
Dec. 15, 1991	A	W	86-74
Feb. 27, 1992	H	W	110-96
Mar. 14, 1992	N	L	76-80
Jan. 27, 1993	A	L	77-82
Feb. 27, 1993	H	L	76-86
Jan. 26, 1994	H	L	77-90
Feb. 26, 1994	A	L	75-78
Mar. 11, 1994	N	L	69-83
Jan. 25, 1995	A	L	70-100
Feb. 25, 1995	H	L	78-80
Jan. 24, 1996	H	L	71-82
Feb. 24, 1996	A	W	84-80
Jan. 22, 1997	H	W	84-71
Feb. 6, 1997	A	L	62-90
Dec. 20, 1997	H	L	73-81
Jan. 24, 1998	A	L	55-103
Feb. 6, 1999	H	L	54-72
Jan. 7, 1999	A	L	64-98
Jan. 22, 2000	A	W	76-71
Feb. 23, 2000	H	L	67-70
Jan. 20, 2001	H	L	70-80
Feb. 22, 2001	A	L	67-95
Jan. 16, 2002	H	W	81-71
Feb. 17, 2002	A	L	85-95
North Carolina State (14-17) H-9-3; A-3-11; N-2-3			
Dec. 1, 1955	A	L	63-88
Jan. 10, 1957	A	L	59-64
Mar. 15, 1984	A	W	74-71
Jan. 19, 1985	A	L	66-72
Dec. 4, 1985	H	W	76-67
Dec. 27, 1989	N	L	72-90
Jan. 25, 1992	H	W	98-76
Feb. 10, 1992	A	W	87-79
Mar. 13, 1992	N	W	93-80
Jan. 16, 1993	H	W	70-54
Feb. 17, 1993	A	W	72-71
Jan. 16, 1994	A	W	70-78
Feb. 16, 1994	H	W	75-70
Jan. 15, 1995	H	W	107-79
Jan. 15, 1995	A	L	77-86
Jan. 13, 1996	A	L	65-71
Feb. 14, 1996	H	W	79-66
Mar. 7, 1996	N	L	65-80
Jan. 4, 1997	H	W	71-51
Feb. 26, 1997	A	L	44-67
Jan. 3, 1998	A	W	68-55
Jan. 28, 1998	H	W	64-52
Mar. 5, 1998	N	L	63-65
Jan. 23, 1999	H	W	71-59
Feb. 24, 1999	A	L	63-71
Feb. 2, 2000	A	L	58-68
Mar. 5, 2000	H	L	51-70
Jan. 25, 2001	H	L	(OT) 81-84
Feb. 25, 2001	A	L	46-71
Jan. 8, 2002	A	L	62-77
Feb. 10, 2002	H	L	67-76
Northwestern (2-1) H-0-0; A-1-1; N-1-0			
Dec. 23, 1972	N	W	91-73
Dec. 1, 1999	A	W	60-46
Nov. 28, 2001	A	L	50-57
Oglethorpe (2-1) H-2-0; A-0-1; N-0-0			
Jan. 27, 1949	A	L	52-64
Feb. 12, 1949	H	W	47-46
Dec. 1, 1971	H	W	112-69

Date Site W/L Score

Ohio State (0-4) H-0-1; A-0-2; N-0-1			
Dec. 2, 1961	A	L	57-72
Dec. 4, 1967	A	L	69-76
Dec. 27, 1968	H	L	86-93
Nov. 23, 2000	N	L	65-90
Ohio University (1-1) H-1-0; A-0-1; N-0-0			
Feb. 3, 1958	A	L	66-86
Dec. 21, 1974	H	W	67-60
Oklahoma (0-2) H-0-1; A-0-1; N-0-0			
Dec. 13, 1986	A	L	92-109
Dec. 10, 1987	H	L	87-89
Oklahoma City (4-2) H-2-1; A-2-1; N-0-0			
Feb. 12, 1958	H	W	57-52
Jan. 31, 1959	A	L	75-103
Feb. 16, 1959	H	L	84-98
Jan. 4, 1962	H	W	99-74
Feb. 3, 1962	A	W	81-79
Dec. 30, 1972	A	W	94-80
Oklahoma State (0-1) H-0-0; A-0-0; N-0-1			
Dec. 18, 1964	N	L	56-60
Old Dominion (0-1) H-0-0; A-0-1; N-0-0			
Jan. 6, 1979	A	L	76-80
Oral Roberts (2-0) H-1-0; A-1-0; N-0-0			
Mar. 1, 1977	H	W	91-87
Feb. 27, 1978	A	W	80-76
Oregon (1-0) H-1-0; A-0-0; N-0-0			
Dec. 4, 1969	H	W	100-84
Oregon State (2-1) H-1-0; A-0-0; N-1-1			
Dec. 2, 1969	H	W	69-68
Dec. 29, 1971	N	W	73-72
Dec. 27, 1975	N	L	75-78
Palm Beach Atlantic (1-0) H-1-0; A-0-0; N-0-0			
Dec. 13, 1975	H	W	109-52
Panama Nationals (1-0) H-1-0; A-0-0; N-0-0			
Jan. 28, 1966	H	W	96-73
Pan American (2-0) H-1-0; A-1-0; N-0-0			
Dec. 23, 1970	A	W	95-90
Jan. 31, 1972	H	W	109-83
Paris Island Marines (0-2) H-0-1; A-0-1; N-0-0			
Nov. 26, 1951	A	L	46-78
Jan. 26, 1952	H	L	62-64
Penn State (3-1) H-1-0; A-1-0; N-1-1			
Dec. 27, 1972	N	W	70-60
Dec. 23, 1978	N	L	57-64
Dec. 5, 1987	H	W	63-60
Dec. 17, 1988	A	W	87-81
Pepperdine (3-0) H-1-0; A-1-0; N-1-0			
Mar. 14, 1951	N	W	61-59
Jan. 2, 1970	A	W	121-83
Jan. 2, 1971	H	W	101-82
Pittsburgh (1-6) H-0-1; A-0-3; N-1-2			
Dec. 8, 1973	N	L	60-82
Dec. 22, 1982	H	L	74-75
Dec. 20, 1983	A	L	89-102
Mar. 18, 1984	N	L	63-66
Dec. 21, 1984	N	W	83-76
Dec. 21, 1985	A	L	75-88
Dec. 28, 1987	A	L	71-72
Princeton (0-2) H-0-0; A-0-0; N-0-2			
Dec. 15, 1972	N	L	59-61
Dec. 28, 1998	N	L	46-50

Series Records

Date	Site	W/L	Score	Date	Site	W/L	Score	Date	Site	W/L	Score	Date	Site	W/L	Score
Purdue (1-0)				Samford (Howard) (10-0)				Mar. 3, 1990 A W 79-70				Jan. 31, 1990 A L 72-84			
H-0-0; A-0-0; N-1-0				H-6-0; A-3-0; N-1-0				Jan. 19, 1991 A W 81-80				Jan. 5, 1991 A L 72-84			
Dec. 26, 1974	N	W	69-66	Jan. 20, 1950	A	W	59-58	Mar. 2, 1991	H	W	70-59	Feb. 26, 1991	H	W	85-83
Radford (1-0)				Feb. 4, 1950	H	W	50-39	South Carolina-Aiken (1-0)				Southern University (1-0)			
H-1-0; A-0-0; N-0-0				Dec. 15, 1950	H	W	60-44	H-1-0; A-0-0; N-0-0				H-1-0; A-0-0; N-0-0			
Dec. 20, 1995	H	W	79-59	Jan. 19, 1951	A	W	58-51	Jan. 14, 1980	H	W	82-69	Dec. 6, 1991	H	W	95-75
Rhode Island (3-0)				Feb. 26, 1951	N	W	64-54	South Carolina-Spartanburg (1-0)				Southwestern (Memphis) (0-1)			
H-1-0; A-1-0; N-1-0				Jan. 18, 1966	H	W	77-66	H-1-0; A-0-0; N-0-0				H-0-0; A-0-1; N-0-0			
Mar. 12, 1987	H	W	107-92	Dec. 9, 1967	H	W	104-89	Dec. 4, 1986	H	W	97-69	Dec. 30, 1948	A	L	47-54
Dec. 29, 1989	A	W	95-76	Jan. 16, 1971	H	W	122-79	South Dakota (1-0)				Southwestern Louisiana (4-0)			
Nov. 25, 2000	N	W	86-71	Jan. 25, 1973	A	W	47-34	H-1-0; A-0-0; N-0-0				H-2-0; A-2-0; N-0-0			
Rice (5-2)				Dec. 19, 1989	H	W	100-62	Dec. 5, 1970	H	W	125-65	Jan. 24, 1976	H	W	110-70
H-3-0; A-1-2; N-1-0				Sam Houston State (1-0)				South Dakota State (1-0)				Mar. 4, 1976	A	W	68-65
Dec. 6, 1961	H	W	76-66	H-1-0; A-0-0; N-0-0				H-0-0; A-0-0; N-1-0				Nov. 22, 1997	H	W	96-70
Dec. 11, 1963	A	L	81-102	Nov. 13, 1998	H	W	88-51	Mar. 13, 1951	N	W	85-70	Dec. 29, 1997	A	W	80-71
Dec. 30, 1964	N	W	81-56	San Diego State (0-1)				South Florida (20-9)				Southwest Missouri State (0-1)			
Dec. 5, 1966	H	W	76-72	H-0-0; A-0-1; N-0-0				H-12-2; A-6-8; N-2-1				H-0-0; A-0-1; N-0-0			
Jan. 20, 1969	A	L	80-83	Dec. 29, 1982	A	L	85-89	Jan. 29, 1973	H	W	95-53	Dec. 21, 1949	A	L	52-79
Nov. 29, 1996	H	W	79-54	San Francisco (0-1)				Jan. 19, 1974	A	L	94-95	Spring Hill (3-3)			
Nov. 14, 1997	A	W	65-53	Dec. 18, 1976	A	L	87-93	Feb. 9, 1974	H	W	118-84	H-2-1; A-1-2; N-0-0			
Richmond (1-3)				Santa Clara (1-1)				Feb. 9, 1975	A	L	71-77	Dec. 10, 1947	H	W	39-36
H-0-1; A-1-2; N-0-0				H-0-0; A-0-0; N-1-1				Feb. 28, 1975	H	W	77-64	Jan. 24, 1948	A	L	54-76
Dec. 22, 1962	H	L	56-62	Dec. 29, 1955	N	L	59-61	Dec. 19, 1975	N	W	78-71	Dec. 19, 1951	A	L	54-64
Jan. 2, 1964	A	L	65-69	Dec. 17, 1976	N	W	94-80	Jan. 20, 1976	A	W	76-72	Dec. 19, 1953	H	L	60-69
Dec. 16, 1966	A	L	76-80	Savannah State (1-0)				Feb. 7, 1976	H	W	88-62	Jan. 18, 1955	A	W	81-72
Dec. 20, 1967	A	W	114-91	H-1-0; A-0-0; N-0-0				Jan. 20, 1977	A	W	97-74	Dec. 9, 1958	H	W	100-70
Rider (1-0)				Dec. 20, 2002	H	W	93-41	Feb. 26, 1977	H	W	103-72	Stetson (30-12)			
H-1-0; A-0-0; N-0-0				Seton Hall (3-1)				Dec. 9, 1977	N	W	76-67	H-15-5; A-11-7; N-4-0			
Jan. 4, 1989	H	W	113-67	H-0-1; A-1-0; N-2-0				Dec. 6, 1979	A	W	89-71	Jan. 13, 1948	A	L	56-65
Robert Morris (1-0)				Feb. 3, 1973	N	W	80-61	Jan. 7, 1980	H	W	84-69	Feb. 24, 1948	H	W	41-38
H-1-0; A-0-0; N-0-0				Dec. 10, 1977	N	W	94-63	Dec. 5, 1981	A	L	67-82	Jan. 5, 1949	A	W	49-40
Dec. 23, 1991	H	W	76-60	Jan. 18, 1997	A	W	67-56	Dec. 10, 1982	N	L	77-90	Jan. 14, 1949	A	W	40-36
Rollins (20-2)				Dec. 11, 1999	H	L	56-79	Feb. 22, 1984	A	L	51-53	Jan. 28, 1950	H	L	61-70
H-13-0; A-7-2; N-0-0				Sewanee (3-3)				Jan. 9, 1985	H	L	54-56	Jan. 12, 1951	H	L	66-67
Feb. 1, 1951	A	W	60-57	H-1-1; A-2-1; N-0-1				Feb. 16, 1987	H	W	83-78	Jan. 27, 1951	A	L	53-71
Feb. 20, 1951	H	W	62-45	Feb. 18, 1949	H	L	35-43	Jan. 16, 1988	A	W	86-70	Mar. 2, 1951	N	W	65-58
Feb. 1, 1952	H	W	74-71	Feb. 19, 1949	H	W	47-39	Dec. 20, 1988	H	W	113-81	Feb. 7, 1952	A	L	48-58
Feb. 8, 1952	A	L	55-69	Feb. 17, 1950	A	W	80-59	Dec. 16, 1989	A	W	78-72	Feb. 23, 1952	H	L	64-66
Dec. 12, 1952	H	W	90-83	Feb. 18, 1950	A	W	85-65	Dec. 18, 1990	H	W	80-72	Feb. 10, 1953	A	W	83-79
Dec. 31, 1952	A	L	79-82	Dec. 26, 1951	N	L	48-58	Dec. 20, 1991	A	L	88-92	Feb. 25, 1953	A	L	76-66
Jan. 11, 1954	A	W	82-72	Dec. 17, 1952	A	L	58-69	Dec. 30, 1992	H	W	94-73	Mar. 5, 1953	H	W	81-94
Jan. 19, 1954	H	W	85-68	Siena (1-0)				Dec. 11, 1993	A	L	63-65	Dec. 18, 1953	H	W	74-71
Jan. 31, 1955	H	W	86-74	H-1-0; A-0-0; N-0-0				Nov. 29, 1994	H	W	95-88	Jan. 16, 1954	A	L	60-82
Feb. 16, 1955	A	W	110-82	Nov. 18, 1992	H	W	89-80	Jan. 31, 1998	A	L	68-70	Dec. 28, 1954	H	W	94-79
Dec. 5, 1955	H	W	101-67	South Alabama (8-2)				Feb. 2, 1999	H	W	77-66	Jan. 29, 1955	A	W	84-73
Jan. 9, 1956	A	W	71-70	H-4-1; A-4-1; N-0-0				Jan. 8, 2000	A	L	55-66	Feb. 28, 1955	H	W	86-77
Feb. 4, 1957	H	W	97-94	Jan. 19, 1972	H	W	105-72	Dec. 7, 2000	H	L	54-69	Dec. 10, 1955	H	W	71-78
Feb. 16, 1957	H	W	96-79	Feb. 7, 1972	A	W	104-81	Jan. 2, 2002	A	W	78-74	Feb. 20, 1956	A	W	89-84
Feb. 13, 1958	H	W	80-61	Feb. 23, 1973	A	W	86-69	Southeast Missouri State (1-0)				Jan. 14, 1957	A	L	70-97
Feb. 23, 1959	A	W	94-83	Feb. 23, 1974	H	W	105-63	H-1-0; A-0-0; N-0-0				Jan. 19, 1957	H	L	86-104
Feb. 11, 1960	H	W	101-58	Mar. 4, 1974	A	W	96-91	Dec. 22, 1994	H	W	100-75	Jan. 16, 1958	H	W	77-60
Jan. 28, 1961	A	W	78-70	Jan. 22, 1977	H	W	115-86	Southern California (2-2)				Feb. 21, 1959	A	L	91-98
Jan. 11, 1962	H	W	110-53	Feb. 2, 1978	H	L	56-58	H-1-0; A-0-1; N-1-1				Feb. 9, 1963	H	W	73-57
Dec. 8, 1969	A	W	107-86	Feb. 6, 1979	A	L	61-78	Dec. 21, 1968	H	W	70-68	Feb. 27, 1964	A	W	80-60
Dec. 2, 1975	H	W	90-47	Dec. 14, 1988	H	W	87-82	Jan. 3, 1970	A	L	68-71	Jan. 6, 1968	A	W	72-60
Nov. 28, 1977	H	W	83-59	Jan. 2, 1990	A	W	78-75	Dec. 18, 1970	N	L	85-94	Feb. 29, 1968	H	W	111-81
Rutgers (1-0)				South Carolina (16-13)				Mar. 14, 1991	N	W	75-72	Feb. 10, 1969	H	W	95-67
H-1-0; A-0-0; N-0-0				H-6-6; A-8-5; N-2-2				Southern Illinois (1-1)				Feb. 26, 1970	A	W	94-64
Dec. 22, 1967	H	W	87-77	Jan. 4, 1960	H	W	93-75	H-1-0; A-0-1; N-0-0				Jan. 18, 1971	H	W	78-71
Saint Joseph's (Pa.) (1-0)				Dec. 17, 1960	A	L	72-81	Jan. 27, 1973	H	W	78-73	Dec. 6, 1971	A	W	49-47
H-1-0; A-0-0; N-0-0				Jan. 28, 1969	H	W	87-76	Jan. 21, 1974	A	L	73-77	Feb. 26, 1972	N	W	90-54
Jan. 7, 1985	H	W	88-72	Dec. 30, 1980	H	L	78-80	Southern Mississippi (16-8)				Jan. 17, 1973	H	W	84-67
Saint Leo (3-0)				Feb. 18, 1981	A	L	70-83	H-10-2; A-5-6; N-1-0				Mar. 5, 1975	A	L	54-63
H-3-0; A-0-0; N-0-0				Dec. 22, 1981	A	W	82-77	Dec. 11, 1951	A	L	83-84	Dec. 11, 1975	H	W	81-71
Dec. 5, 1977	H	W	90-49	Feb. 22, 1982	H	L	84-87	Dec. 14, 1951	H	L	70-78	Feb. 12, 1977	A	W	87-80
Jan. 25, 1982	H	W	101-74	Feb. 2, 1983	A	W	90-85	Jan. 8, 1957	H	W	81-72	Jan. 12, 1987	H	W	83-75
Nov. 29, 1982	H	W	92-54	Feb. 28, 1983	H	L	76-79	Feb. 16, 1959	H	W	65-62	Dec. 16, 1987	N	W	80-67
Saint Louis (11-1)				Jan. 3, 1984	H	L	68-76	Jan. 9, 1960	A	L	78-87	Dec. 22, 1989	H	W	92-83
H-3-0; A-6-1; N-2-0				Jan. 28, 1984	A	W	87-82	Dec. 7, 1970	N	W	117-84	Jan. 14, 1991	N	W	69-64
Jan. 4, 1972	N	W	63-62	Mar. 8, 1984	N	W	72-65	Jan. 13, 1983	H	W	71-65	Stebenville (0-1)			
Jan. 26, 1978	A	W	88-75	Feb. 2, 1985	A	L	77-92	Jan. 29, 1983	A	W	94-82	H-0-0; A-0-1; N-0-0			
Feb. 4, 1978	A	W	72-68	Mar. 2, 1985	H	W	87-75	Jan. 7, 1984	A	W	83-64	Dec. 3, 1956	A	L	64-79
Jan. 12, 1979	A	W	61-59	Feb. 1, 1986	A	L	73-81	Feb. 4, 1984	H	W	78-74	Syracuse (1-3)			
Feb. 12, 1979	H	W	84-79	Jan. 1, 1986	H	W	68-62	Jan. 26, 1985	A	L	63-77	H-0-0; A-1-1; N-0-2			
Jan. 4, 1980	A	W	75-73	Jan. 21, 1987	H	L	60-63	Feb. 11, 1985	H	W	91-79	Feb. 3, 1990	N	L	69-90
Feb. 14, 1980	A	W	71-69	Feb. 14, 1987	A	W	80-72	Jan. 18, 1986	H	L	92-94	Feb. 18, 1991	A	L	79-88
Feb. 4, 1981	A	L	71-72	Mar. 6, 1987	N	L	85-86	Feb. 8, 1986	A	L	96-102	Dec. 3, 1991	N	L	71-89
Feb. 9, 1981	H	W	70-57	Jan. 25, 1988	H	L	72-80	Jan. 14, 1987	A	L	95-74	Mar. 12, 1997	A	W	82-67
Mar. 5, 1981	N	W	84-27	Feb. 27, 1988	H	L	78-81	Feb. 28, 1987	H	W	117-102				
Jan. 13, 1982	A	W	75-74	Jan. 26, 1989	A	W	69-67	Feb. 13, 1988	H	W	83-75				
Jan. 23, 1982	H	W	89-73	Feb. 8, 1989	H	W	88-72								

Series Records

Date Site W/L Score

(continued from page 173)

Date	Site	W/L	Score
Tampa (31-8) H-20-0; A-11-6; N-0-2			
Jan. 15, 1949	A	L	56-58
Feb. 2, 1949	A	W	60-58
Feb. 27, 1949	N	L	47-56
Jan. 12, 1950	A	L	60-80
Feb. 11, 1950	H	W	58-56
Jan. 17, 1951	H	W	80-69
Jan. 25, 1951	A	L	66-76
Jan. 15, 1952	A	W	72-66
Feb. 15, 1952	H	W	79-60
Feb. 29, 1952	N	L	57-78
Jan. 12, 1953	A	L	73-77
Feb. 14, 1953	H	W	83-74
Jan. 6, 1954	H	W	74-58
Jan. 12, 1954	A	W	73-63
Dec. 14, 1954	H	W	90-62
Jan. 8, 1955	A	W	96-61
Dec. 13, 1955	A	W	89-67
Feb. 7, 1956	H	W	88-73
Feb. 2, 1957	A	W	82-67
Feb. 25, 1957	H	W	88-57
Jan. 9, 1958	H	W	72-53
Feb. 24, 1958	A	L	56-79
Jan. 14, 1960	H	W	72-67
Feb. 1, 1960	A	L	68-83
Dec. 1, 1960	H	W	88-60
Feb. 24, 1961	A	W	116-95
Feb. 12, 1962	H	W	91-71
Feb. 26, 1962	H	W	123-97
Dec. 1, 1962	H	W	92-60
Feb. 25, 1963	A	W	80-58
Dec. 21, 1963	H	W	107-61
Feb. 20, 1965	A	W	71-64
Dec. 6, 1965	H	W	121-57
Feb. 26, 1966	A	W	99-70
Jan. 30, 1967	H	W	109-72
Feb. 27, 1967	A	W	87-84
Nov. 28, 1983	H	W	83-70
Nov. 26, 1984	H	W	89-52
Nov. 28, 1985	H	W	86-62
Temple (1-2) H-0-0; A-0-2; N-1-0			
Dec. 20, 1992	N	W	91-80
Dec. 14, 1998	A	L	(OT) 66-75
Nov. 29, 1999	H	L	58-69
Tennessee (3-5) H-1-0; A-1-4; N-1-1			
Dec. 9, 1957	A	L	57-74
Jan. 4, 1961	A	L	68-70
Dec. 16, 1961	A	W	69-62
Jan. 2, 1963	A	L	65-66
Dec. 22, 1964	N	L	43-65
Dec. 30, 1986	N	W	91-90
Dec. 19, 1987	A	L	78-81
Jan. 15, 1989	H	W	101-90
Tennessee-Martin (1-0) H-1-0; A-0-0; N-0-0			
Dec. 18, 1984	H	W	90-73
Tennessee State (1-0) H-1-0; A-0-0; N-0-0			
Dec. 17, 1996	H	W	100-62
Tennessee Tech (1-0) H-1-0; A-0-0; N-0-0			
Dec. 2, 1957	H	W	74-71
Texas (2-0) H-1-0; A-1-0; N-0-0			
Dec. 27, 1969	H	W	82-61
Dec. 1, 1970	A	W	80-78
Texas A&M (2-1) H-0-1; A-1-0; N-1-0			
Dec. 13, 1956	H	L	74-83
Jan. 4, 1974	N	W	99-79
Dec. 16, 1977	A	W	100-77
Texas Christian (1-1) H-0-0; A-0-1; N-1-0			
Dec. 12, 1963	A	L	60-66
Mar. 13, 1998	N	W	96-87
Toledo (2-0) H-0-0; A-1-0; N-1-0			
Nov. 26, 1976	N	W	70-66
Mar. 7, 1980	A	W	94-91

Date Site W/L Score

Date	Site	W/L	Score
Troy State (8-1) H-6-0; A-2-1; N-0-0			
Dec. 12, 1947	H	W	57-37
Jan. 30, 1948	A	L	48-49
Dec. 15, 1948	A	W	68-64
Jan. 21, 1949	H	W	63-45
Dec. 10, 1949	H	W	61-27
Feb. 15, 1950	A	W	79-71
Feb. 6, 1956	H	W	90-65
Jan. 8, 1977	H	W	83-69
Dec. 1, 1977	H	W	110-82
Tulane (23-12) H-12-3; A-8-9; N-3-0			
Jan. 14, 1967	A	L	85-87
Feb. 11, 1967	H	W	100-90
Jan. 8, 1969	A	W	97-94
Jan. 18, 1969	H	W	99-90
Jan. 17, 1970	A	W	82-77
Feb. 14, 1970	H	W	112-77
Jan. 13, 1971	H	L	69-88
Feb. 12, 1972	H	W	94-84
Dec. 30, 1977	A	W	71-56
Jan. 7, 1978	A	W	87-85
Jan. 14, 1978	H	W	103-85
Jan. 10, 1979	A	L	60-74
Jan. 29, 1979	H	W	89-84
Mar. 1, 1979	A	W	101-92
Jan. 2, 1980	N	W	108-97
Jan. 12, 1980	A	L	79-80
Feb. 28, 1980	A	W	85-73
Jan. 24, 1981	H	W	79-61
Jan. 31, 1981	A	W	74-68
Feb. 1, 1982	A	L	53-66
Feb. 10, 1982	H	L	61-62
Mar. 5, 1982	N	W	54-49
Feb. 14, 1983	H	L	79-80
Mar. 5, 1983	A	L	66-71
Jan. 9, 1984	A	L	43-50
Feb. 20, 1984	H	W	52-51
Jan. 28, 1985	A	L	61-64
Feb. 6, 1985	H	W	74-51
Jan. 4, 1990	H	W	92-68
Feb. 20, 1990	A	W	69-67
Jan. 3, 1991	A	L	61-77
Feb. 2, 1991	H	W	85-79
Mar. 20, 1993	N	W	94-63
Dec. 10, 1994	H	W	81-74
Dec. 5, 1995	A	L	77-78
Tulsa (3-0) H-1-0; A-1-0; N-1-0			
Dec. 23, 1963	H	W	91-76
Dec. 26, 1964	A	W	74-72
Dec. 30, 1982	N	W	96-80
UCLA (0-2) H-0-0; A-0-1; N-0-1			
Mar. 26, 1972	A	L	76-81
Nov. 27, 1992	N	L	83-86
UNC Asheville (2-0) H-2-0; A-0-0; N-0-0			
Jan. 2, 1992	H	W	107-54
Dec. 17, 1997	H	W	77-60
UNC Charlotte (2-2) H-0-1; A-0-1; N-2-0			
Jan. 29, 1977	H	L	65-76
Feb. 13, 1978	A	L	79-88
Dec. 29, 1981	N	W	76-73
Dec. 19, 1992	N	W	63-59
UNC Greensboro (2-0) H-1-0; A-1-0; N-0-0			
Dec. 30, 1993	H	W	94-76
Feb. 1, 1995	A	W	75-65
Union (TN) (0-1) H-0-0; A-0-1; N-0-0			
Dec. 29, 1948	A	L	52-56
Utah State (1-0) H-1-0; A-0-0; N-0-0			
Nov. 19, 1997	H	W	66-55

Date Site W/L Score

Date	Site	W/L	Score
Valdosta State (15-0) H-13-0; A-2-0; N-0-0			
Feb. 9, 1961	H	W	86-66
Feb. 8, 1962	H	W	72-42
Dec. 3, 1962	H	W	65-42
Feb. 5, 1963	A	W	61-56
Dec. 1, 1964	H	W	81-57
Dec. 2, 1965	H	W	69-67
Dec. 1, 1966	H	W	62-58
Jan. 30, 1968	H	W	81-71
Dec. 2, 1968	H	W	120-75
Feb. 3, 1969	A	W	84-81
Dec. 12, 1970	H	W	111-63
Dec. 11, 1971	H	W	134-65
Nov. 30, 1974	H	W	81-74
Feb. 24, 1976	H	W	106-61
Dec. 20, 1986	H	W	85-75
Valpariso (0-1) H-0-0; A-0-0; N-0-1			
Mar. 15, 1998	N	L	(OT) 77-88
Vanderbilt (1-3) H-1-0; A-0-3; N-0-0			
Dec. 5, 1960	A	L	55-75
Mar. 16, 1987	A	L	92-109
Dec. 22, 1999	H	W	70-65
Dec. 9, 2000	A	L	60-72
Vermont (1-0) H-0-0; A-1-0; N-0-0			
Dec. 30, 1976	A	L	76-67
Villanova (0-1) H-0-0; A-0-0; N-0-1			
Dec. 19, 1988	N	L	67-68
Virginia (9-13) H-5-6; A-4-7; N-0-0			
Jan. 4, 1992	H	L	68-77
Feb. 13, 1992	A	W	64-63
Jan. 6, 1993	A	L	76-80
Feb. 8, 1993	H	W	99-84
Jan. 6, 1994	A	L	64-84
Feb. 6, 1994	H	W	100-64
Jan. 4, 1995	H	L	75-81
Feb. 4, 1995	A	L	(OT) 63-76
Jan. 3, 1996	A	W	69-64
Feb. 3, 1996	H	L	59-64
Jan. 8, 1997	H	L	61-64
Feb. 1, 1997	A	L	60-73
Feb. 4, 1998	A	W	71-63
Feb. 28, 1998	H	W	88-63
Dec. 1, 1998	A	W	72-69
Jan. 30, 1999	H	L	60-67
Jan. 26, 2000	A	L	81-86
Feb. 26, 2000	H	W	71-64
Jan. 16, 2001	A	L	71-89
Feb. 17, 2001	H	L	66-69
Jan. 20, 2002	A	L	74-91
Feb. 20, 2002	H	W	66-59
Virginia Military (2-1) H-1-0; A-1-1; N-0-0			
Jan. 4, 1964	A	L	72-83
Dec. 3, 1964	H	W	76-72
Dec. 20, 1965	A	W	65-64
Virginia Tech (18-15) H-10-4; A-5-10; N-3-1			
Dec. 14, 1968	A	L	74-77
Jan. 31, 1970	H	W	83-73
Feb. 1, 1973	A	L	82-91
Jan. 10, 1974	H	W	85-80
Mar. 3, 1979	N	L	60-68
Jan. 21, 1980	H	L	77-79
Feb. 22, 1980	A	L	76-78
Jan. 12, 1981	A	L	70-80
Feb. 16, 1981	H	W	80-76
Jan. 16, 1982	A	W	69-65
Feb. 25, 1982	A	L	76-77
Jan. 15, 1983	A	L	69-70
Feb. 19, 1983	H	W	82-78
Feb. 25, 1984	H	W	58-57
Mar. 3, 1984	A	W	93-79
Jan. 14, 1985	A	L	71-85
Feb. 23, 1985	H	W	75-87
Mar. 7, 1985	N	W	97-93
Jan. 25, 1986	A	L	73-86
Feb. 24, 1986	H	L	84-92
Mar. 3, 1986	N	W	77-76
Jan. 31, 1987	A	L	79-82
Feb. 23, 1987	H	W	107-78

Date Site W/L Score

Date	Site	W/L	Score
Jan. 30, 1988	A	L	87-88
Mar. 2, 1988	H	W	92-79
Jan. 28, 1989	A	W	100-97
Mar. 1, 1989	H	W	117-97
Jan. 27, 1990	A	W	67-63
Feb. 24, 1990	H	L	74-84
Jan. 26, 1991	A	W	71-60
Feb. 23, 1991	H	W	91-79
Mar. 8, 1991	N	W	91-71
Dec. 27, 2001	H	W	78-49
Wake Forest (11-14) H-7-4; A-3-9; N-1-1			
Dec. 1, 1958	A	L	64-73
Dec. 22, 1973	N	W	66-48
Jan. 11, 1992	A	W	88-85
Feb. 1, 1992	H	W	79-78
Jan. 9, 1993	A	W	74-72
Feb. 10, 1993	H	W	111-94
Jan. 8, 1994	H	L	66-90
Feb. 10, 1994	A	L	69-77
Jan. 7, 1995	A	L	64-72
Feb. 8, 1995	H	W	69-67
Jan. 6, 1996	H	L	(OT) 73-75
Feb. 7, 1996	A	L	67-81
Jan. 25, 1997	A	L	58-61
Mar. 1, 1997	H	W	59-55
Mar. 7, 1997	N	L	65-66
Jan. 22, 1998	H	W	83-59
Feb. 21, 1998	A	L	68-69
Jan. 20, 1999	H	W	74-68
Feb. 20, 1999	A	L	65-67
Jan. 4, 2000	A	W	66-64
Feb. 5, 2000	H	W	66-61
Jan. 9, 2001	A	L	53-76
Feb. 10, 2001	H	L	65-71
Dec. 16, 2001	A	L	69-79
Feb. 2, 2002	H	L	80-89
Washington (1-1) H-0-0; A-0-0; N-1-1			
Dec. 27, 1971	N	W	85-77
Dec. 26, 1975	N	L	54-69
Washington State (1-0) H-0-0; A-0-0; N-1-0			
Dec. 30, 1971	N	W	85-61
Western Carolina (2-1) H-1-1; A-1-0; N-0-0			
Dec. 7, 1985	H	W	91-83
Dec. 16, 1986	A	W	101-76
Dec. 8, 2001	H	L	69-79
West Virginia (1-3) H-0-0; A-1-2; N-0-1			
Dec. 28, 1955	N	L	69-78
Dec. 4, 1956	A	L	54-88
Jan. 30, 1958	A	L	51-103
Mar. 19, 1997	N	W	76-71
Western Kentucky (6-0) H-2-0; A-2-0; N-2-0			
Dec. 21, 1973	N	W	107-87
Jan. 8, 1976	H	W	88-80
Dec. 5, 1977	A	W	93-73
Nov. 30, 1978	H	W	70-59
Dec. 29, 1979	A	W	67-65
Mar. 25, 1993	N	W	(OT) 81-78
Wisconsin (0-1) H-0-0; A-0-1; N-0-0			
Dec. 4, 1961	A	L	63-64
Wisconsin-Green Bay (1-0) H-1-0; A-0-0; N-0-0			
Jan. 5, 1987	H	W</	

All-Time FSU Scores

1947-48 - Won 5, Lost 13 (.277)

Dec. 10	39	Spring Hill(H)	36
Dec. 12	57	Troy State(H)	37
Jan. 10	48	Wofford(A)	48
Jan. 13	56	Stetson(A)	65
Jan. 15	56	Georgia Teachers(H)	60
Jan. 17	46	Georgia(A)	65
Jan. 23	48	Mercer(A)	61
Jan. 24	54	Spring Hill(A)	76
Jan. 30	48	Troy State(A)	49
Feb. 3	43	Mercer(A)	68
Feb. 5	45	Erskine(A)	47
Feb. 6	38	Wofford(A)	77
Feb. 2	42	Georgia(H)	44
Feb. 13	41	Florida Southern(A)	47
Feb. 20	47	Georgia Teachers(A)	65
Feb. 24	55	Florida Southern(H)	48
Feb. 24	41	Stetson(H)	38
Feb. 28	49	Erskine(H)	48

1948-49 - Won 12, Lost 12 (.500)

Dec. 7	53	Mississippi College(H)	21
Dec. 10	46	Florida Southern(H)	38
Dec. 11	53	Florida Southern(H)	45
Dec. 15	68	Troy State(A)	64
Dec. 28	50	Lambuth(A)	57
Dec. 29	52	Union(A)	56
Dec. 30	47	Southwestern (Memphis)(A)	50
Jan. 5	49	Stetson(H)	44
Jan. 14	40	Stetson(A)	36
Jan. 15	56	Tampa(A)	58
Jan. 18	56	Mercer(H)	58
Jan. 21	63	Troy State(H)	65
Jan. 27	53	Oglethorpe University(A)	44
Jan. 28	59	Mercer(A)	62
Feb. 2	60	Tampa(H)	58
Feb. 4	49	Mississippi College(A)	46
Feb. 5	49	Millaps(A)	46
Feb. 12	47	Oglethorpe University(H)	46
Feb. 18	35	Sewanee(H)	43
Feb. 19	47	Sewanee(H)	39
Feb. 23	44	Birmingham Southern(H)	50
Feb. 28	52	Mercer*(N)	46
Mar. 1	47	Tampa*(N)	56
Mar. 2	49	Lambuth*(N)	65

1949-50 - Won 15, Lost 10 (.600)

Dec. 5	43	Mississippi College(H)	24
Dec. 6	51	Mississippi College(H)	45
Dec. 10	61	Troy State(H)	27
Dec. 15	72	Charleston(H)	37
Dec. 19	50	Central(Mo.)(A)	62
Dec. 20	52	Drury(A)	59
Dec. 21	52	SW Missouri State(A)	59
Jan. 12	60	Tampa(A)	80
Jan. 13	65	Florida Southern(A)	71
Jan. 14	48	Florida Southern(A)	59
Jan. 17	63	Mercer(H)	45
Jan. 20	59	Howard(A)	58
Jan. 21	45	Birmingham Southern(A)	55
Jan. 26	62	Millaps(H)	45
Jan. 28	61	Stetson(H)	70
Feb. 1	50	Howard(H)	69
Feb. 10	57	David Lipscomb(H)	53
Feb. 11	58	Tampa(H)	56

Feb. 15	79	Troy State(A)	71
Feb. 17	80	Sewanee(A)	59
Feb. 18	85	Sewanee(A)	65
Feb. 27	56	Florida Southern*(N)	68
Feb. 28	74	Miss. College*(N)	63

1950-51 - Won 18, Lost 9 (.667)

Dec. 9	74	Charleston(A)	54
Dec. 11	55	Mercer(A)	52
Dec. 14	76	Conn. State Teach.(H)	(OT) 68
Dec. 15	60	Howard(H)	44
Dec. 16	86	Florida Southern(A)	55
Dec. 19	61	Miami(A)	80
Jan. 5	73	David Lipscomb(A)	88
Jan. 9	63	Ole Miss(H)	58
Jan. 12	66	Stetson(H)	67
Jan. 13	44	Florida Southern(H)	41
Jan. 17	80	Tampa(H)	69
Jan. 19	58	Howard(A)	51
Jan. 25	66	Tampa(A)	76
Jan. 27	53	Stetson(A)	71
Feb. 1	60	Rollins(A)	57
Feb. 9	65	Loyola of N.O.(H)	75
Feb. 14	75	Ole Miss(A)	79
Feb. 15	77	Mississippi College(H)	54
Feb. 17	69	Mercer(A)	64
Feb. 20	62	Rollins(H)	54
Feb. 26	64	Howard*(N)	54
Feb. 27	65	Mercer*(A)	69
Mar. 2	65	Stetson(H)	67
Mar. 3	69	Georgia Teachers(H)	58
Mar. 13	85	South Dakota State*(N)	70
Mar. 14	61	Pepperdine*(N)	59
Mar. 15	60	Millikin*(N)	91

*Dixie Conference Tournament at Macon, Georgia
†District 25 NAIB Tournament at Jacksonville, Florida
#National NAIB Tournament at Kansas City, Missouri

1951-52 - Won 5, Lost 20 (.200)

Nov. 26	46	Paris Island(A)	78
Dec. 8	56	Culver-Stockton(H)	59
Dec. 10	47	Mississippi State(A)	75
Dec. 11	43	Southern Mississippi(A)	84
Dec. 14	70	Southern Mississippi(H)	78
Dec. 19	54	Spring Hill(A)	64
Dec. 21	48	Sewanee(N)	58
Dec. 27	50	Georgia*(N)	79
Dec. 28	56	Clemson*(N)	62
Dec. 29	51	Florida*(N)	61
Jan. 5	52	Loyola of N.O.(A)	74
Jan. 11	56	Miami(A)	93
Jan. 15	72	Tampa(A)	66
Jan. 16	51	Florida Southern(A)	54
Jan. 19	75	Georgia Teachers(H)	93
Jan. 23	72	Florida Southern(H)	53
Jan. 26	62	Paris Island(H)	64
Feb. 1	74	Rollins(H)	71
Feb. 7	48	Stetson(A)	58
Feb. 8	55	Rollins(A)	69
Feb. 11	63	Miami(H)	76
Feb. 15	63	Tampa(H)	76
Feb. 23	64	Stetson(H)	66
Feb. 28	73	Miami*(N)	76
Feb. 29	57	Tampa*(N)	70

*Gator Bowl Tournament at Jacksonville, Florida
#District 25 NAIB Tournament at DeLand, Florida

1952-53 - Won 11, Lost 11 (.500)

Dec. 5	62	Mercer(A)	78
Dec. 6	68	Georgia Teachers(A)	63
Dec. 12	90	Rollins(H)	83
Dec. 13	77	Mercer(H)	(OT) 76
Dec. 15	59	Central(Mo.)(H)	62
Dec. 17	58	Sewanee(A)	69
Dec. 20	82	Mississippi State(H)	52
Jan. 6	66	Loyola of N.O.(H)	72
Jan. 9	56	Miami(A)	93
Jan. 12	72	Tampa(A)	66
Jan. 13	51	Florida Southern(A)	54
Jan. 31	79	Rollins(A)	82
Feb. 2	73	Memphis State(A)	87
Feb. 4	77	Arkansas State(A)	88
Feb. 10	76	Stetson(H)	66
Feb. 13	71	Florida Southern(A)	89
Feb. 14	83	Tampa(H)	74
Feb. 21	77	Loyola of N.O.(A)	85
Feb. 23	81	Miami(H)	75
Feb. 25	83	Stetson(A)	79
Mar. 4	87	Mercer*(N)	77
Mar. 5	81	Stetson*(N)	94

*District 25 NAIA Tournament at DeLand, Florida

1953-54 - Won 13, Lost 7 (.619)

Dec. 4	75	Mississippi State(A)	87
Dec. 8	72	Mercer(H)	70
Dec. 11	66	Georgia Teachers(H)	58
Dec. 16	72	Jacksonville State(H)	61
Dec. 18	74	Stetson(H)	71
Dec. 19	60	Spring Hill(H)	69
Jan. 6	74	Tampa(H)	58
Jan. 7	76	Loyola of N.O.(H)	80
Jan. 9	61	Miami(A)	78
Jan. 11	82	Rollins(A)	72
Jan. 12	73	Tampa(A)	63
Jan. 13	98	Florida Southern(A)	80
Jan. 16	60	Stetson(A)	82
Jan. 19	85	Rollins(H)	68
Jan. 21	99	Florida Southern(H)	71
Jan. 30	63	Mercer(A)	70
Feb. 5	76	Miami(H)	69
Feb. 13	72	Loyola of N.O.(A)	88
Feb. 17	89	Georgia Teachers(A)	85
Feb. 20	78	Arkansas State(H)	68

1954-55 - Won 22, Lost 4 (.846)

Dec. 4	103	Jacksonville State(H)	76
Dec. 6	75	Georgia Teachers(H)	67
Dec. 14	90	Tampa(H)	62
Dec. 18	94	Stetson(H)	79
Dec. 20	71	Miami(H)	66
Dec. 27	79	Florida*(N)	82
Dec. 28	97	Georgia*(N)	87
Jan. 3	75	Duke(A)	97
Jan. 7	73	Florida Southern(A)	69
Jan. 8	96	Tampa(A)	61
Jan. 15	90	Georgia(H)	81
Jan. 18	81	Spring Hill(A)	72
Jan. 19	91	Mississippi State(A)	76
Jan. 29	84	Stetson(A)	73
Jan. 31	86	Rollins(H)	74
Feb. 7	84	Florida Southern(H)	63
Feb. 14	88	Georgia(A)	79
Feb. 16	110	Rollins(A)	82
Feb. 19	95	Loyola of N.O.(A)	101

Feb. 21	102	Mississippi State(H)	86
Feb. 22	87	Loyola of N.O.(H)	84
Feb. 26	86	Miami(A)	80
Feb. 28	86	Stetson(H)	77
Mar. 1	91	Georgia Teachers(H)	83
Mar. 7	93	Montana State(N)	84
Mar. 9	88	Beloit(N)	110

*Gator Bowl Tournament at Jacksonville, Florida
†District 25 Tournament at Tallahassee, Florida
#National NAIA Tournament at Kansas City, Missouri

1955-56 - Won 16, Lost 9 (.640)

Dec. 1	63	North Carolina State(A)	88
Dec. 3	54	East Tennessee State(A)	80
Dec. 5	101	Rollins(H)	67
Dec. 10	91	Stetson(H)	78
Dec. 13	89	Tampa(A)	67
Dec. 16	104	Morningside(H)	83
Dec. 19	76	Clemson*(N)	94
Dec. 20	86	Boston University*(N)	52
Dec. 21	71	Mississippi State*(N)	79
Dec. 28	69	West Virginia(N)	78
Dec. 29	59	Santa Clara(N)	61
Dec. 30	85	New York University(N)	83
Jan. 7	78	Miami(H)	76
Jan. 9	71	Rollins(A)	70
Jan. 13	79	Georgia(A)	76
Jan. 14	81	Georgia Teachers(A)	90
Jan. 16	85	Loyola of New Orleans(H)	75
Feb. 6	90	Troy State(H)	65
Feb. 7	88	Tampa(H)	73
Feb. 13	92	Florida Southern(H)	74
Feb. 18	95	Florida Southern(A)	81
Feb. 20	89	Stetson(A)	83
Feb. 25	85	Miami(A)	91
Mar. 3	72	Loyola of N.O.(A)	75
Mar. 5	80	Georgia(H)	75

*Carousol Tournament at Charlotte, North Carolina
†Orange Bowl Tournament at Miami, Florida

1956-57 - Won 9, Lost 17 (.346)

Dec. 1	55	Duquesne(A)	70
Dec. 3	64	Steubenville(A)	79
Dec. 4	54	West Virginia(A)	88
Dec. 8	66	Bradley(A)	90
Dec. 10	65	Florida(A)	67
Dec. 13	74	Texas A&M(H)	83
Dec. 15	59	East Tennessee State(H)	65
Jan. 1	68	Georgia(H)	72
Jan. 2	76	Morehead State*(N)	97
Jan. 3	108	Furman*(N)	96
Jan. 10	59	North Carolina State(A)	64
Jan. 12	77	Miami(H)	85
Jan. 14	70	Stetson(A)	97
Jan. 19	104	Stetson(H)	86
Jan. 21	86	Georgia(A)	63
Feb. 2	82	Tampa(H)	67
Feb. 4	97	Rollins(A)	94
Feb. 5	63	Florida Southern(A)	78
Feb. 11	67	Florida Southern(H)	73
Feb. 16	96	Rollins(H)	79
Feb. 18	81	Southern Mississippi(H)	72
Feb. 20	79	Loyola of New Orleans(H)	77
Feb. 23	82	Miami(H)	98
Feb. 25	88	Tampa(H)	57
Mar. 1	74	Centenary(A)	92
Mar. 2	56	Loyola of New Orleans(A)	82

1957-58 - Won 9, Lost 16 (.360)

Dec. 2	74	Tennessee Tech(H)	71
Dec. 7	84	Murray State(H)	60
Dec. 9	57	Tennessee(A)	74
Dec. 11	70	Florida(A)	71
Dec. 14	89	Furman(A)	95
Dec. 17	56	Loyola of N.C.(H)	82
Dec. 18	65	Louisiana State(A)	67
Jan. 1	57	The Citadel*(N)	59
Jan. 2	92	Georgia*(N)	80
Jan. 6	67	Loyola of N.O.(H)	79
Jan. 9	72	Tampa(H)	53
Jan. 13	56	Memphis State(A)	59
Jan. 16	77	Stetson(H)	60
Jan. 18	71	Miami(H)	70
Jan. 30	51	West Virginia(A)	103
Feb. 1	68	Marshall(A)	107
Feb. 3	66	Ohio University(A)	86
Feb. 4	60	Xavier of Ohio(A)	76
Feb. 7	62	Army(H)	71
Feb. 12	57	Oklahoma City(H)	52
Feb. 13	80	Rollins(H)	61
Feb. 18	51	Memphis State(H)	68
Feb. 22	66	Miami(A)	86
Feb. 24	56	Tampa(A)	79
Mar. 3	85	Georgia(H)	77

*Senior Bowl Tournament at Mobile, Alabama



Joe Ferrar recorded a career-high six steals against Tulane, Feb. 6, 1985. He was also a member of Florida State's 1984 team that won 20 games and played in the NIT.

(continued on page 176)

All-Time FSU Scores

(continued from page 175)

1958-59 - Won 8, Lost 15 (.347)

Dec. 1	68	Kentucky(A)	91
Dec. 6	73	Furman(H)	72
Dec. 9	100	Spring Hill(H)	70
Dec. 11	64	Wake Forest(A)	73
Dec. 13	82	Florida(H)	90
Dec. 17	74	Auburn(A)	65
Dec. 19	79	Miami*(N)	85
Dec. 20	72	Georgia*(N)	83
Dec. 27	82	Louisiana State(H)	67
Dec. 29	62	Auburn(H)	69
Jan. 6	65	Southern Mississippi(H)	62
Jan. 13	72	Memphis State(H)	75
Jan. 17	93	Miami(H)	99
Jan. 19	91	Georgia(A)	94
Jan. 31	75	Oklahoma City(A)	103
Feb. 2	63	Centenary(A)	87
Feb. 7	61	Loyola of N.O.(H)	60
Feb. 9	71	Murray State(A)	96
Feb. 10	69	Memphis State(A)	93
Feb. 16	84	Oklahoma City(H)	98
Feb. 21	91	Stetson(A)	98
Feb. 23	94	Rollins(A)	83
Feb. 28	85	Miami(A)	92

*The Citadel Invitational at Charleston, South Carolina

1959-60 - Won 10, Lost 15 (.400)

Dec. 1	78	Louisiana State(A)	89
Dec. 2	64	Loyola of N.O.(A)	71
Dec. 5	71	Florida(A)	81
Dec. 12	58	Auburn(A)	62
Dec. 14	86	Alabama(A)	74
Dec. 18	64	Clemson(A)	68
Dec. 28	63	Auburn(H)	76
Dec. 29	86	Jacksonville*(N)	69
Dec. 30	66	Georgia*(N)	69
Jan. 4	93	South Carolina(H)	75
Jan. 5	74	The Citadel(H)	76
Jan. 7	81	Centenary(H)	71
Jan. 9	78	Southern Mississippi(A)	87
Jan. 11	71	Memphis State(A)	86
Jan. 14	72	Tampa(H)	67
Jan. 16	91	Miami(H)	93
Jan. 30	78	Morehead State(H)	75
Feb. 1	68	Tampa(A)	83
Feb. 9	67	Memphis State(H)	83
Feb. 11	101	Rollins(H)	58
Feb. 13	105	Furman(A)	98
Feb. 15	60	The Citadel(A)	100
Feb. 22	69	Loyola of N.O.(H)	50
Feb. 27	89	Miami(A)	107
Feb. 29	95	Georgia(H)	82

*Gator Bowl Tournament at Jacksonville, Florida

1960-61 - Won 14, Lost 10 (.583)

Dec. 1	88	Tampa(H)	60
Dec. 3	63	Kentucky(A)	58
Dec. 5	55	Vanderbilt(A)	75
Dec. 10	57	Auburn(A)	54
Dec. 12	74	Clemson(H)	77
Dec. 14	67	Florida(H)	74
Dec. 17	72	South Carolina(A)	82
Dec. 19	65	Clemson(A)	64
Dec. 28	56	Georgia*(N)	62
Jan. 4	68	Tennessee(A)	70
Jan. 9	73	Loyola of N.O.(H)	55
Jan. 14	89	Miami(H)	78
Jan. 17	67	Auburn*(N)	74
Jan. 28	78	Rollins(A)	70
Jan. 31	68	Alabama(H)	57
Feb. 6	83	The Citadel(H)	77
Feb. 9	86	Valdosta State(H)	66
Feb. 16	77	Georgia(A)	68
Feb. 18	66	The Citadel(A)	79
Feb. 20	99	Furman(H)	57
Feb. 22	74	Florida(A)	75
Feb. 24	116	Tampa(A)	95
Feb. 25	73	Miami(A)	75
Feb. 28	72	Loyola of N.O.(A)	68

*Gator Bowl Tournament at Jacksonville, Florida

†at Columbus, Georgia

1961-62 - Won 15, Lost 8 (.651)

Dec. 2	57	Ohio State(A)	72
Dec. 4	63	Wisconsin(A)	64
Dec. 6	76	Rice(H)	66
Dec. 7	85	Florida(A)	71
Dec. 9	56	Auburn(A)	52
Dec. 14	77	Clemson(H)	82
Dec. 16	69	Tennessee(A)	62
Dec. 30	57	Auburn(H)	62
Jan. 4	99	Oklahoma City(H)	74
Jan. 6	64	Furman(A)	67
Jan. 8	69	Clemson(A)	75
Jan. 11	110	Rollins(H)	53
Jan. 13	65	Miami(H)	60
Jan. 31	57	Alabama(A)	72
Feb. 3	81	Oklahoma City(A)	79
Feb. 5	76	Houston(A)	84
Feb. 8	73	Valdosta State(H)	42
Feb. 12	91	Tampa(H)	71

Feb. 15	71	Georgia(A)	62
Feb. 21	79	Florida(H)	56
Feb. 24	83	Miami(A)	80
Feb. 26	123	Tampa(A)	92
Mar. 2	101	Georgia(H)	69

1962-63 - Won 15, Lost 10 (.600)

Dec. 1	92	Tampa(H)	60
Dec. 3	65	Valdosta State(H)	42
Dec. 6	59	Florida(H)	80
Dec. 8	47	Auburn(H)	65
Dec. 10	72	Alabama(H)	53
Dec. 12	54	Kentucky(A)	83
Dec. 21	70	Auburn(H)	77
Dec. 22	56	Richmond(H)	62
Dec. 27	77	Georgia*(N)	69
Dec. 28	49	Alabama*(N)	48
Dec. 29	79	Georgia Southern*(N)	48
Jan. 2	65	Tennessee(A)	66
Jan. 3	72	Chattanooga(A)	55
Jan. 12	77	Miami(H)	74
Jan. 14	88	Georgia(H)	54
Jan. 17	76	Georgia(A)	90
Jan. 19	55	Georgia Tech(A)	70
Jan. 23	86	Florida(A)	94
Jan. 26	76	Houston(H)	69
Jan. 28	63	Alabama(A)	61
Feb. 5	61	Valdosta State(A)	56
Feb. 9	73	Stetson(H)	57
Feb. 11	82	Centenary(H)	60
Feb. 23	70	Miami(A)	99
Feb. 25	80	Tampa(A)	58

*Savannah Invitational Tournament at Savannah, Georgia

1963-64 - Won 14, Lost 14 (.500)

Dec. 3	55	Florida(A)	78
Dec. 7	69	Auburn(H)	67
Dec. 9	53	Alabama(A)	62
Dec. 11	81	Rice(A)	102
Dec. 12	60	Texas Christian(A)	66
Dec. 21	107	Tampa(H)	61
Dec. 23	91	Tulsa(H)	76
Dec. 26	53	Air Force*(N)	78
Dec. 27	85	Manhattan*(N)	81
Jan. 2	65	Richmond(A)	69
Jan. 4	72	Virginia Military(A)	83
Jan. 11	60	Miami(H)	80
Jan. 16	81	Memphis State(H)	90
Jan. 18	64	Georgia(H)	63
Jan. 23	50	Florida(H)	52
Jan. 28	59	Auburn(A)	63
Jan. 29	95	Alabama(H)	77
Feb. 6	57	Furman(H)	48
Feb. 8	72	Centenary(A)	79
Feb. 10	72	Memphis State(A)	84
Feb. 15	73	Georgia Tech(A)	77
Feb. 22	101	Jacksonville(H)	77
Feb. 27	80	Stetson(A)	60
Feb. 29	80	Miami(A)	82
Mar. 3	70	Georgia(A)	85

*Gator Bowl Tournament at Jacksonville, Florida

1964-65 - Won 16, Lost 10 (.620)

Dec. 1	81	Valdosta State(H)	57
Dec. 3	76	Virginia Military(H)	72
Dec. 5	68	Auburn(A)	92
Dec. 7	73	Alabama(A)	76
Dec. 9	51	Florida(H)	50
Dec. 18	56	Oklahoma State*(N)	60
Dec. 19	82	Baylor*(N)	64
Dec. 22	43	Tennessee(N)	65
Dec. 26	74	Tulsa(A)	67
Dec. 28	44	DePaul*(N)	52
Dec. 29	77	Creighton*(N)	85
Dec. 30	81	Rice*(N)	56
Jan. 7	64	Georgia(A)	(OT) 55
Jan. 9	67	Miami(H)	66
Jan. 16	74	Memphis State(H)	61
Jan. 20	72	Georgia Tech(H)	65
Jan. 25	58	Auburn(H)	55
Jan. 30	66	Alabama(H)	75
Feb. 4	62	Duquesne(N)	58
Feb. 6	81	Memphis State(A)	70
Feb. 10	97	Jacksonville(H)	74
Feb. 15	76	Georgia Tech(A)	77
Feb. 20	71	Tampa(A)	64
Feb. 23	65	Florida(A)	77
Mar. 1	75	Miami(A)	82
Mar. 6	85	Georgia(H)	83

*Vanderbilt Invitational, Nashville, Tenn.

*All-College Tournament, Oklahoma City, OK

1965-1966 - Won 15, Lost 11 (.577)

Dec. 1	73	Lamar Tech(H)	68
Dec. 2	69	Valdosta(H)	68
Dec. 6	121	Tampa(H)	57
Dec. 8	62	Florida(A)	75
Dec. 16	80	North Carolina(A)	115
Dec. 18	62	U.C. at Santa Barbara(H)	61
Dec. 20	65	V.M.I.*(N)	64
Dec. 21	58	Auburn*(N)	59
Dec. 27	64	Auburn*(N)	80
Jan. 3	57	Georgia(A)	63
Jan. 7	78	Miami(H)	62

Jan. 10	73	Loyola of N.O.(H)	53
Jan. 15	67	Memphis State(H)	63
Jan. 18	65	Florida(H)	74
Jan. 24	86	Jacksonville(A)	90
Jan. 28	96	Panama Nationals(H)	73
Jan. 31	71	Georgia Tech(H)	66
Feb. 5	66	Memphis State(A)	81
Feb. 7	62	Loyola of N.O.(A)	63
Feb. 10	78	Jacksonville(H)	49
Feb. 14	88	Georgia Tech(A)	95
Feb. 18	77	Samford(H)	66
Feb. 24	99	Florida Southern(H)	54
Feb. 26	99	Tampa(A)	70
Feb. 28	90	Miami(A)	112
Mar. 5	87	Georgia(H)	69

*Tampa Invitational, Tampa, Fla.

1966-67 - Won 11, Lost 15 (.423)

Dec. 1	62	Valdosta State(H)	58
Dec. 5	76	Rice(H)	72
Dec. 7	30	Florida(A)	50
Dec. 9	48	Kansas(A)	62
Dec. 10	58	Kansas State(A)	81
Dec. 16	76	Richmond(A)	80
Dec. 17	59	Eastern Kentucky(A)	81
Dec. 19	83	The Citadel(A)	67
Dec. 20	55	North Carolina(A)	81
Dec. 27	59	Auburn(A)	67
Dec. 28	79	Alabama(A)	80
Feb. 11	82	Centenary(H)	60
Jan. 14	85	Tulane(A)	87
Jan. 16	42	Memphis State(A)	46
Jan. 23	81	Jacksonville(H)	70
Jan. 25	71	Marshall(H)	77
Jan. 28	68	Georgia Tech(H)	75
Jan. 30	109	Tampa(H)	72
Feb. 4	55	Memphis State(H)	51
Feb. 8	68	Jacksonville(A)	67
Feb. 11	100	Tulane(H)	90
Feb. 18	84	Florida Southern(A)	76
Feb. 22	75	Florida(H)	90
Feb. 25	84	Georgia Tech(A)	102
Feb. 27	87	Tampa(A)	84
Mar. 1	90	Miami(A)	110

1967-68 - Won 19, Lost 8 (.704)

Dec. 2	90	Florida Presbyterian(A)	66
Dec. 4	69	Ohio State(A)	76
Dec. 7	87	Florida(H)	95
Dec. 9	104	Samford(H)	89
Dec. 15	58	Marquette*(N)	78
Dec. 16	130	Louisiana State*(N)	100
Dec. 20	114	Richmond(H)	91
Dec. 22	87	Rutgers(H)	77
Dec. 29	94	George Washington(N)	69
Dec. 30	67	Evansville(A)	76
Jan. 2	96	The Citadel(A)	75
Jan. 6	111	Stetson(H)	81
Jan. 12	122	Miami(H)	93
Jan. 16	92	Jacksonville(H)	79
Jan. 20	73	Georgia Tech(A)	57
Jan. 26	109	Holstra(H)	71
Jan. 30	81	Valdosta State(H)	71
Feb. 1	80	North Carolina(A)	86
Feb. 3	110	East Carolina(H)	100
Feb. 7	93	The Citadel(H)	50
Feb. 10	104	Florida Southern(H)	85
Feb. 16	106	Jacksonville(A)	62
Feb. 21	64	Florida(A)	89
Feb. 24	72	Georgia Tech(H)	67
Feb. 29	72	Stetson(A)	60
Mar. 1	84	Miami(A)	96
Mar. 9	69	East Tennessee State*(N)	79


*Milwaukee Classic at Milwaukee, Wisconsin

†Evansville Tournament at Evansville, Indiana

‡NCAA Midwest Regional at Kent, Ohio

1968-69 - Won 18, Lost 8 (.692)

Dec. 2	120	Valdosta State(H)	75
Dec. 6	111	Miami*(N)	84
Dec. 7	93	Jacksonville*(N)	88
Dec. 14	74	Virginia Tech(A)	77
Dec. 16	78	Louisville(A)	79
Dec. 21	70	Southern California(H)	68
Dec. 27	86	Ohio State(H)	93
Dec. 30	104	New Hampshire(H)	52
Jan. 4	68	Jacksonville(A)	76
Jan. 8	97	Tulane(A)	94



Tat Hunter, who grabbed 759 rebounds during his Seminole career, is ranked seventh all-time on Florida State's career rebounding list. He was a member of Florida State's 1988 and 1989 NCAA Tournament teams.

All-Time FSU Scores

(1980-81) continued from page 177

Feb. 7	73	Louisville(H)	(OT) 82
Feb. 9	70	St. Louis(H)	57
Feb. 14	79	Cincinnati(H)	80
Feb. 16	80	Virginia Tech(H)	86
Feb. 18	70	South Carolina(A)	73
Feb. 21	92	Florida A&M(H)	79
Feb. 28	80	Memphis State(A)	78
Mar. 1	81	Marquette(N)	78
Mar. 5	84	St. Louis(N)	77
Mar. 6	57	Cincinnati(N)	58

*at Jacksonville, Florida
†Cotton States Classic at Atlanta, Georgia
‡at Tampa, Florida
‡Metro Tournament at Louisville, Kentucky

1981-82 - Won 11, Lost 17 (392)

Nov. 29	81	Florida A&M(H)	67
Dec. 1	76	Georgia(H)	70
Dec. 4	94	Jacksonville(N)	(OT) 93
Dec. 5	67	South Florida(N)	82
Dec. 9	80	Jacksonville(H)	83
Dec. 12	65	Florida(N)	81
Dec. 19	76	Auburn(H)	77
Dec. 22	82	South Carolina(A)	77
Dec. 29	76	UNC Charlotte(N)	73
Dec. 30	79	Dayton(N)	93
Jan. 4	57	Louisville(A)	79
Jan. 9	63	Memphis State(A)	90
Jan. 11	82	Florida(H)	67
Jan. 14	75	St. Louis(A)	74
Jan. 16	69	Virginia Tech(A)	65
Jan. 23	89	St. Louis(H)	73
Jan. 25	101	St. Leo(H)	74
Jan. 27	79	Jacksonville(A)	80
Jan. 30	71	Louisville(H)	65
Feb. 1	53	Tulane(A)	66
Feb. 10	61	Tulane(H)	62
Feb. 13	60	Memphis State(H)	62
Feb. 20	83	Cincinnati(A)	84
Feb. 22	84	South Carolina(H)	87
Feb. 25	76	Virginia Tech(H)	77
Feb. 27	71	Cincinnati(H)	73
Mar. 5	54	Tulane(N)	49
Mar. 8	73	Louisville(N)	97

*Florida Four Tournament at Tampa, Florida
†at Jacksonville, Florida
‡Dayton Tournament at Dayton, Ohio
‡Metro Tournament at Memphis, Tennessee

1982-83 - Won 14, Lost 14 (500)

Nov. 29	92	St. Leo(H)	54
Dec. 1	68	Auburn(A)	78
Dec. 6	81	Florida A&M(H)	79
Dec. 10	77	South Florida(N)	90
Dec. 11	81	Jacksonville(N)	66
Dec. 19	63	Florida(H)	84
Dec. 22	74	Pittsburgh(H)	85
Dec. 29	85	San Diego State(H)	79
Dec. 30	92	Tulsa(N)	80
Jan. 2	74	New Mexico(A)	71
Jan. 4	61	Jacksonville(A)	60
Jan. 8	69	Louisville(H)	96
Jan. 13	94	Southern Mississippi(H)	82
Jan. 15	69	Virginia Tech(A)	70
Jan. 22	86	Cincinnati(H)	78
Jan. 29	71	Southern Mississippi(A)	65
Feb. 2	90	South Carolina(A)	(OT) 85
Feb. 6	48	Cincinnati(A)	63
Feb. 7	63	Louisville(A)	89
Feb. 12	83	Jacksonville(H)	74
Feb. 14	79	Tulane(H)	(2OT) 80
Feb. 19	82	Virginia Tech(H)	78
Feb. 22	79	New Mexico(H)	77
Feb. 26	74	Memphis State(H)	72
Feb. 28	76	South Carolina(H)	79
Mar. 3	67	Memphis State(A)	94
Mar. 5	66	Tulane(A)	71
Mar. 11	74	Memphis State(N)	84

*Florida Four Tournament at Gainesville, FL
†Cabrillo Classic at San Diego, CA
‡Metro Tournament at Cincinnati, OH

1983-84 - Won 20, Lost 11 (645)

Nov. 26	95	Central Florida(H)	56
Nov. 28	83	Tampa(H)	70
Dec. 2	67	Florida(A)	60
Dec. 5	69	Auburn(H)	76
Dec. 8	76	Jacksonville(H)	63
Dec. 10	94	Florida International(H)	75
Dec. 20	89	Pittsburgh(A)	102
Dec. 23	87	Florida(H)	64
Dec. 30	93	Furman(H)	(OT) 91
Jan. 3	68	South Carolina(H)	66
Jan. 7	83	Southern Mississippi(A)	74
Jan. 9	43	Tulane(A)	50
Jan. 14	71	Cincinnati(H)	57
Jan. 18	92	Baptist College(H)	75
Jan. 25	71	Louisville(A)	95
Jan. 28	87	South Carolina(A)	82
Feb. 4	78	Southern Mississippi(H)	74
Feb. 6	75	Louisville(H)	60

Feb. 11	67	Memphis State(H)	75
Feb. 13	47	Jacksonville(A)	56
Feb. 15	67	Memphis State(A)	75
Feb. 20	52	Tulane(H)	51
Feb. 22	51	South Florida(A)	53
Feb. 25	58	Virginia Tech(H)	57
Feb. 29	85	Cincinnati(H)	64
Mar. 3	93	Virginia Tech(A)	74
Mar. 5	82	Monmouth College(H)	55
Mar. 8	72	South Carolina(N)	65
Mar. 9	63	Memphis State(N)	68
Mar. 15	74	NC State(N)	(OT) 71
Mar. 18	63	Pittsburgh(H)	66

*Metro Tournament at Memphis, Tennessee
†National Invitational Tournament at Raleigh, North Carolina
‡National Invitational Tournament at Greensboro, North Carolina

1984-85 - Won 14, Lost 16 (467)

Nov. 26	89	Tampa(H)	52
Nov. 30	65	Florida(H)	68
Dec. 3	97	Florida International(H)	43
Dec. 5	61	Jacksonville(A)	60
Dec. 18	90	Tennessee-Martin(H)	73
Dec. 21	83	Pittsburgh(N)	76
Dec. 29	97	Furman(H)	75
Jan. 2	62	Cincinnati(A)	63
Jan. 5	69	North Carolina(N)	78
Jan. 7	88	St. Joseph's(H)	72
Jan. 9	54	South Florida(H)	56
Jan. 12	62	Louisville(H)	63
Jan. 14	71	Virginia Tech(A)	85
Jan. 19	66	NC State(A)	74
Jan. 23	69	Memphis State(H)	74
Jan. 26	63	Southern Mississippi(A)	77
Jan. 28	61	Tulane(A)	62
Feb. 2	77	South Carolina(A)	92
Feb. 4	79	Florida(A)	51
Feb. 6	74	Tulane(H)	79
Feb. 11	91	Southern Mississippi(H)	86
Feb. 13	88	Jacksonville(H)	72
Feb. 16	68	Memphis State(A)	70
Feb. 20	72	Louisville(A)	83
Feb. 23	75	Virginia Tech(H)	87
Feb. 27	86	Cincinnati(H)	60
Mar. 2	87	South Carolina(H)	75
Mar. 7	97	Virginia Tech(N)	93
Mar. 8	75	Cincinnati(N)	65
Mar. 9	86	Memphis State(N)	(OT) 90

*at Orlando, Florida
‡at Miami, Florida
‡Metro Tournament at Louisville, Kentucky

1985-86 - Won 12, Lost 17 (414)

Nov. 28	86	Tampa(H)	62
Nov. 29	66	Florida(A)	85
Dec. 4	76	NC State(H)	67
Dec. 7	91	Western Carolina(H)	83
Dec. 14	122	Fl. Institute of Tech(H)	83
Dec. 16	89	Alabama(A)	100
Dec. 21	75	Pittsburgh(A)	88
Dec. 31	64	North Carolina(A)	109
Jan. 4	62	Jacksonville(H)	69
Jan. 6	58	Central Florida(H)	76
Jan. 9	113	California, Pa(H)	113
Jan. 11	76	Cincinnati(H)	73
Jan. 15	64	Louisville(H)	85
Jan. 18	92	Southern Mississippi(H)	94
Jan. 20	75	Miami(A)	83
Jan. 22	55	New Orleans(A)	76
Jan. 25	73	Virginia Tech(A)	86
Jan. 27	73	South Carolina(A)	81
Feb. 3	90	Miami(H)	72
Feb. 8	96	Southern Mississippi(A)	102
Feb. 10	73	Memphis State(A)	99
Feb. 12	96	New Orleans(H)	77
Feb. 15	72	Cincinnati(A)	79
Feb. 19	67	Louisville(A)	88
Feb. 22	82	Memphis State(H)	80
Feb. 24	84	Virginia Tech(H)	92
Mar. 1	68	South Carolina(H)	62
Mar. 3	77	Virginia Tech(N)	76
Mar. 8	71	Memphis State(N)	(OT) 73

1986-87 - Won 19, Lost 11 (633)

Nov. 28	80	Florida(H)	76
Dec. 4	97	S. Carolina Spartanburg(H)	69
Dec. 6	72	Alabama(H)	71
Dec. 13	92	Oklahoma(A)	109
Dec. 16	101	Western Carolina(A)	76
Dec. 20	85	Valdosta State(H)	75
Dec. 29	84	Alcorn State(N)	62
Dec. 30	91	Tennessee(N)	(OT) 90
Jan. 3	78	Jacksonville(A)	90
Jan. 5	57	Wisconsin-Green Bay(H)	49
Jan. 7	64	Louisville(H)	73
Jan. 12	83	Stetson(H)	75
Jan. 17	67	Cincinnati(A)	69
Jan. 19	68	Memphis State(A)	76
Jan. 21	60	South Carolina(H)	63
Jan. 24	94	Southern Mississippi(A)	74

Jan. 26	76	Central Florida(H)	57
Jan. 31	79	Virginia Tech(A)	(OT) 82
Feb. 2	77	Cincinnati(H)	75
Feb. 20	52	Tulane(H)	63
Feb. 11	95	Memphis State(H)	89
Feb. 14	80	South Carolina(A)	72
Feb. 16	83	South Florida(H)	78
Feb. 18	71	Louisville(H)	87
Feb. 23	107	Virginia Tech(H)	84
Feb. 26	108	Miami(H)	84
Feb. 28	117	Southern Mississippi(H)	102
Mar. 6	85	South Carolina(N)	86
Mar. 12	107	Rhode Island(N)	92
Mar. 16	92	Vanderbilt(N)	109

*Red Lobster Classic at Orlando, Florida
†Metro Tournament at Louisville, Kentucky
‡National Invitational Tournament

1987-88 - Won 19, Lost 11 (633)

Nov. 28	87	Bucknell(H)	58
Dec. 2	121	Florida International(H)	75
Dec. 5	63	Penn State(H)	60
Dec. 10	87	Oklahoma(H)	89
Dec. 12	48	Florida(A)	71
Dec. 16	80	Stetson(N)	67
Dec. 19	78	Tennessee(A)	(OT) 81
Dec. 21	93	Hardin Simmons(H)	79
Dec. 28	71	Pittsburgh(N)	72
Dec. 29	101	Central Florida(N)	67
Jan. 6	87	Jacksonville(H)	63
Jan. 9	83	Louisville(H)	76
Jan. 13	85	Memphis State(H)	92
Jan. 16	86	South Florida(A)	70
Jan. 23	74	Cincinnati(A)	71
Jan. 25	72	South Carolina(H)	80
Jan. 28	93	Central Florida(H)	69
Jan. 30	87	Virginia Tech(A)	88
Feb. 2	82	Monmouth(H)	68
Feb. 6	101	Cincinnati(H)	68
Feb. 13	83	So. Mississippi(H)	75
Feb. 17	83	Louisville(A)	81
Feb. 20	78	Memphis State(A)	82
Feb. 24	108	Alabama State(H)	90
Feb. 27	78	South Carolina(A)	81
Mar. 2	92	Virginia Tech(H)	79
Mar. 5	87	Southern Mississippi(A)	83
Mar. 11	84	Cincinnati(N)	74
Mar. 12	74	Memphis State(N)	81
Mar. 18	98	Iowa(N)	102

*at Daytona Beach, Florida
†Red Lobster Classic at Orlando, Florida
†Metro Tournament at Memphis, Tennessee
‡NCAA Tournament at Los Angeles, California

1988-89 - Won 22, Lost 8 (733)

Nov. 25	133	Central Florida(H)	79
Nov. 27	100	Florida International(H)	75
Dec. 3	104	Florida(H)	86
Dec. 9	91	Stetson(H)	74
Dec. 14	87	South Alabama(H)	82
Dec. 17	78	Penn State(A)	71
Dec. 20	113	South Florida(H)	81
Dec. 28	97	Central Florida(N)	64
Dec. 29	67	Villanova(N)	68
Jan. 4	113	Rider(H)	67
Jan. 7	104	So. Mississippi(H)	79
Jan. 11	85	Jacksonville(A)	70
Jan. 15	101	Tennessee(H)	90
Jan. 18	112	Arkansas(A)	(OT) 105
Jan. 21	95	Cincinnati(H)	80
Jan. 26	69	South Carolina(A)	67
Jan. 28	100	Virginia Tech(A)	97
Feb. 1	82	Memphis State(H)	99
Feb. 4	66	Cincinnati(A)	65
Feb. 6	81	Louisville(H)	78
Feb. 8	88	South Carolina	72
Feb. 16	77	Louisville(H)	(OT) 78
Feb. 18	78	Memphis State(A)	89
Feb. 21	77	New Orleans(A)	83
Feb. 23	100	La Salle(A)	101
Mar. 1	117	Virginia Tech(H)	97
Mar. 4	81	Southern Mississippi(A)	78
Mar. 11	80	South Carolina(N)	63
Mar. 12	80	Louisville(N)	87
Mar. 16	83	Mid. Tennessee St.(N)	97

*Red Lobster Classic at Orlando, Florida
†Metro Tournament at Columbia, South Carolina
‡NCAA Tournament at Knoxville, Tennessee

1989-90 - Won 16, Lost 15 (516)

Nov. 24	70	Kansas State(N)	71
Nov. 25	75	Alaska-Anchorage(N)	74
Nov. 26	60	Connecticut(N)	63
Dec. 1	69	Florida(A)	82
Dec. 3	82	Auburn(H)	78
Dec. 9	66	New Orleans(H)	64
Dec. 16	78	South Florida(A)	72
Dec. 19	100	Samford(H)	62
Dec. 22	92	Stetson(H)	83
Dec. 27	72	NC State(N)	90
Dec. 29	95	Rhode Island(N)	76
Jan. 2	78	South Alabama(A)	75

Jan. 4	92	Tulane(H)	68
Jan. 6	113	Southern Mississippi(H)	82
Jan. 8	104	Jacksonville(H)	(2OT) 99
Jan. 11	69	Cincinnati(A)	72
Jan. 14	66	Louisville(H)	73
Jan. 18	97	Miami(A)	(2OT) 101
Jan. 20	93	South Carolina(H)	56
Jan. 24	78	Memphis State(H)	72
Jan. 27	67	Virginia Tech(A)	63
Jan. 31	72	Southern Mississippi(A)	84
Feb. 3	69	Syracuse(A)	90
Feb. 6	50	Louisville(A)	69
Feb. 8	69	Cincinnati(H)	72
Feb. 13	69	Memphis State(H)	81
Feb. 17	92	Miami(H)	73
Feb. 20	69	Tulane(A)	67
Feb. 24	74	Virginia Tech(H)	84
Mar. 3	79	South Carolina(A)	70
Mar. 8	64	Cincinnati(N)	(OT) 65

*at Anchorage, Alaska
†at New York, New York
‡at Orlando, Florida
‡Metro Tournament at Biloxi, Mississippi

1990-91 - Won 21, Lost 11 (592)

Nov. 27	95	Texas Southern(H)	71
Nov. 30	68	Florida(H)	85
Dec. 3	89	Morgan State(H)	48
Dec. 9	83	La Salle(H)	74
Dec. 15	96	Auburn(H)	99
Dec. 18	80	South Florida(H)	72

All-Time FSU Scores

1992-93 - Won 25, Lost 10 (.714)

Nov. 18...89...Siena*(H).....	80
Nov. 20...109...Iowa State*(H).....	86
Nov. 25...78...Inglaterra*(N).....	(OT) 81
Nov. 27...83...UCLA*(N).....	86
Dec. 2...67...Massachusetts(H).....	64
Dec. 15...84...Duquesne(A).....	91
Dec. 19...63...UNC-Charlotte?(N).....	59
Dec. 20...91...Temple(N).....	(OT) 80
Dec. 22...95...Arkansas-Little Rock(H).....	64
Dec. 28...109...Maryland-Baltimore Co.(H).....	80
Dec. 30...94...South Florida(H).....	73
Jan. 2...86...Florida(H).....	89
Jan. 6...76...Virginia(A).....	80
Jan. 9...74...Wake Forest(A).....	72
Jan. 13...105...Maryland(H).....	85
Jan. 16...70...NC State(H).....	54
Jan. 20...89...Clemson(A).....	71
Jan. 24...89...Duke(H).....	(OT) 88
Jan. 27...77...North Carolina(A).....	82
Jan. 31...96...Georgia Tech(H).....	77
Feb. 2...92...Jacksonville(A).....	77
Feb. 6...86...Connecticut(A).....	74
Feb. 8...99...Virginia(H).....	84
Feb. 10...111...Wake Forest(H).....	94
Feb. 13...87...Maryland(A).....	84
Feb. 17...72...NC State(A).....	71
Feb. 20...102...Clemson(H).....	92
Feb. 24...75...Duke(A).....	98
Feb. 27...76...North Carolina(H).....	86
Mar. 4...83...Georgia Tech(A).....	82
Mar. 12...75...Clemson(N).....	87
Mar. 18...82...Evansville*(N).....	70
Mar. 20...94...Tulane*(N).....	63
Mar. 25...81...Western Kentucky*(N).....	(OT) 78
Mar. 27...81...Kentucky*(N).....	106

*Pre-season NIT at New York, New York
 †at Orlando, Florida
 †ACC Tournament at Charlotte, North Carolina
 †NCAA Tournament at Orlando, Florida
 †NCAA Tournament at Charlotte, North Carolina

1993-94 - Won 13, Lost 14 (.481)

Dec. 1...110...Florida Atlantic(H).....	59
Dec. 5...80...Bethune-Cookman(H).....	70
Dec. 11...63...South Florida(A).....	65
Dec. 18...69...Florida*(N).....	59
Dec. 20...90...Morgan State(H).....	67
Dec. 22...108...Mt. St. Mary's(H).....	81
Dec. 30...94...UNC-Greensboro(H).....	76
Jan. 2...105...Lafayette(H).....	87
Jan. 6...64...Virginia(A).....	84
Jan. 8...66...Wake Forest(H).....	90
Jan. 11...74...Maryland(A).....	80
Jan. 16...70...NC State(A).....	78
Jan. 19...60...Clemson(H).....	57
Jan. 22...79...Duke(A).....	106
Jan. 26...77...North Carolina(H).....	90
Jan. 29...74...Georgia Tech(A).....	73
Feb. 3...58...Massachusetts(A).....	62
Feb. 6...100...Virginia(H).....	64
Feb. 10...69...Wake Forest(A).....	77
Feb. 12...66...Maryland(H).....	69
Feb. 16...75...NC State(H).....	70
Feb. 19...79...Clemson(A).....	71
Feb. 21...61...Florida(A).....	72
Feb. 23...72...Duke(H).....	84
Feb. 26...75...North Carolina(A).....	78
Mar. 2...71...Georgia Tech(H).....	68
Mar. 11...69...North Carolina†(N).....	83

*Milk Challenge at Orlando, Florida
 †ACC Tournament at Charlotte, North Carolina

1994-95 - Won 12, Lost 15 (.444)

Nov. 25...88...Florida International(H).....	41
Nov. 29...95...South Florida(H).....	88
Dec. 3...101...Florida Atlantic(H).....	63
Dec. 6...78...Arizona(A).....	96
Dec. 10...81...Tulane(H).....	74
Dec. 17...65...Florida*(N).....	(2 OT) 71
Dec. 22...100...S.E. Missouri State(H).....	75
Dec. 29...84...Detroit(H).....	83
Jan. 4...75...Virginia(H).....	81
Jan. 7...64...Wake Forest(A).....	72
Jan. 10...57...Maryland(H).....	70
Jan. 15...107...NC State(H).....	79
Jan. 18...67...Clemson(A).....	66
Jan. 21...78...Duke(H).....	75
Jan. 25...70...North Carolina(A).....	100
Jan. 29...68...Georgia Tech(H).....	81
Feb. 1...75...UNC Greensboro(A).....	65
Feb. 4...63...Virginia(A).....	(OT) 76
Feb. 8...69...Wake Forest(H).....	63
Feb. 11...65...Maryland(A).....	80
Feb. 15...77...NC State(A).....	86
Feb. 18...62...Clemson(H).....	57
Feb. 20...62...Florida(H).....	75

Feb. 22...67...Duke(A).....	72
Feb. 25...78...North Carolina(H).....	80
Mar. 2...67...Georgia Tech(A).....	69
Mar. 10...64...Maryland*(N).....	71

1995-96 - Won 13, Lost 14 (.481)

Nov. 26...97...Howard(H).....	81
Nov. 28...92...Florida International(H).....	44
Dec. 2...87...Jacksonville(H).....	60
Dec. 5...77...Tulane(A).....	78
Dec. 9...85...DePaul*(N).....	80
Dec. 12...61...Connecticut(H).....	79
Dec. 16...74...Florida†(N).....	52
Dec. 20...79...Radford(H).....	59
Dec. 28...80...Maryland Baltimore Co.(H).....	56
Dec. 30...79...Virginia Eastern Shore(H).....	66
Jan. 3...69...Virginia(A).....	64
Jan. 6...72...Wake Forest(H).....	(OT) 75
Jan. 13...65...NC State(A).....	71
Jan. 17...75...Clemson(H).....	62
Jan. 20...65...Duke(A).....	85
Jan. 24...71...North Carolina(H).....	82
Jan. 27...58...Georgia Tech(A).....	69
Feb. 3...59...Virginia(H).....	74
Feb. 7...67...Wake Forest(A).....	81
Feb. 10...100...Maryland†(H).....	78
Feb. 14...79...NC State(H).....	87
Feb. 17...59...Clemson(A).....	66
Feb. 22...87...Duke(H).....	93
Feb. 24...84...North Carolina(A).....	80
Feb. 28...68...Georgia Tech(H).....	83
Mar. 4...78...Maryland(A).....	88
Mar. 7...65...NC State†(N).....	80

*at St. Petersburg, Florida
 †Milk Challenge at Orlando, Florida
 †ACC Tournament at Greensboro, North Carolina

1996-97 - Won 20, Lost 12 (.625)

Nov. 22...96...SW Louisiana(H).....	70
Nov. 29...79...Rice(H).....	54
Dec. 2...93...Florida Atlantic(H).....	56
Dec. 5...66...Duke(A).....	(OT) 72
Dec. 14...108...Jacksonville(A).....	84
Dec. 17...100...Tennessee State(H).....	62
Dec. 21...79...Florida*(N).....	65
Dec. 28...76...Marist(H).....	48
Dec. 30...87...Butler(H).....	68
Jan. 4...71...NC State(H).....	51
Jan. 8...61...Virginia(H).....	64
Jan. 11...70...Clemson(H).....	76
Jan. 15...58...Georgia Tech(A).....	71
Jan. 18...67...Seton Hall(A).....	56
Jan. 22...84...North Carolina(H).....	71
Jan. 25...58...Wake Forest(A).....	61
Jan. 29...74...Maryland(H).....	70
Feb. 1...60...Virginia(A).....	73
Feb. 6...62...North Carolina(A).....	90
Feb. 9...64...Georgia Tech(H).....	62
Feb. 13...57...Maryland(A).....	73
Feb. 15...79...Duke(H).....	89
Feb. 19...94...Alabama State(H).....	49
Feb. 23...67...Clemson(A).....	65
Feb. 26...44...NC State(A).....	67
Mar. 1...59...Wake Forest(H).....	55
Mar. 7...65...Wake Forest†(N).....	66
Mar. 12...82...Syracuse+(A).....	67
Mar. 17...68...Michigan State+(H).....	63
Mar. 19...76...West Virginia+(A).....	71
Mar. 25...71...Connecticut†(N).....	65
Mar. 27...73...Michigan†(N).....	82

*Milk Classic at Orlando, Florida
 †ACC Tournament at Greensboro, North Carolina
 †National Invitational Tournament
 †NIT at New York, New York

1997-98 - Won 18, Lost 14 (.563)

Nov. 14...65...Rice(A).....	53
Nov. 17...89...Loyola†(H).....	72
Nov. 19...66...Utah State†(H).....	55
Nov. 26...67...Connecticut†(H).....	60
Nov. 28...58...Kansas*(N).....	73
Dec. 2...90...Florida Atlantic(H).....	44
Dec. 6...74...Jacksonville(H).....	81
Dec. 14...83...Florida†(N).....	60
Dec. 17...77...UNC Asheville†(H).....	60
Dec. 20...73...North Carolina(H).....	81
Dec. 23...84...Arizona(H).....	79
Dec. 29...80...Southwestern LA(A).....	71
Dec. 31...66...DePaul(A).....	55
Jan. 3...68...NC State(A).....	55
Jan. 7...74...Maryland(A).....	81
Jan. 10...63...Duke(H).....	75
Jan. 13...65...Clemson(A).....	86
Jan. 18...70...Georgia Tech(A).....	69
Jan. 22...83...Wake Forest(H).....	57
Jan. 24...55...North Carolina(A).....	103

Jan. 28...64...NC State(H).....	52
Jan. 31...68...South Florida(A).....	70
Feb. 4...71...Virginia(A).....	63
Feb. 7...62...Maryland(H).....	68
Feb. 10...72...Duke(A).....	86
Feb. 15...49...Clemson(H).....	78
Feb. 18...59...Georgia Tech(H).....	72
Feb. 21...68...Wake Forest(A).....	69
Feb. 28...88...Virginia(H).....	63
Mar. 5...63...NC State*(N).....	65
Mar. 13...96...Texas Christian+(N).....	87
Mar. 15...77...Valparaiso+(N).....	83

*Preseason NIT
 †Preseason NIT at New York, New York
 †Milk Challenge at Orlando, Florida
 †ACC Tournament at Greensboro, North Carolina
 †NCAA Tournament at Oklahoma City, Oklahoma

1998-99 - Won 13, Lost 17 (.433)

Nov. 13...88...Sam Houston State(H).....	51
Nov. 20...66...Florida(H).....	82
Nov. 24...70...Idaho(H).....	57
Dec. 1...72...Virginia(H).....	69
Dec. 6...68...Auburn(H).....	80
Dec. 14...66...Temple(A).....	75
Dec. 17...72...Jacksonville(A).....	53
Dec. 20...80...Georgia Southern(H).....	43
Dec. 23...65...Butler(A).....	77
Dec. 28...46...Princeton*(N).....	50
Dec. 29...69...Mississippi State*(N).....	58
Dec. 30...80...Murray State*(N).....	(OT) 76
Jan. 6...54...North Carolina(H).....	72
Jan. 9...75...Georgia Tech(A).....	56
Jan. 12...70...Clemson(H).....	64
Jan. 16...73...Duke(A).....	98
Jan. 20...74...Wake Forest(H).....	68
Jan. 23...71...NC State(H).....	59
Jan. 27...87...Maryland(A).....	107
Jan. 30...60...Virginia(H).....	67
Feb. 2...77...South Florida(H).....	66
Feb. 7...64...Georgia Tech(H).....	98
Feb. 11...108...Georgia Tech(H).....	(OT) 111
Feb. 14...45...Clemson(A).....	85
Feb. 17...59...Duke(H).....	78
Feb. 20...65...Wake Forest(A).....	67
Feb. 24...63...NC State(A).....	71
Feb. 27...75...Maryland(H).....	84
Mar. 4...87...Clemson(N).....	(OT) 85
Mar. 5...69...Maryland(N).....	93

*Rainbow Classic at Honolulu, Hawaii

1999-00 - Won 12, Lost 17 (.414)

Nov. 19...61...Florida(A).....	96
Nov. 23...81...Norfolk State(H).....	70
Nov. 27...83...Jacksonville(H).....	59
Nov. 29...58...Temple(H).....	49
Dec. 1...60...Northwestern(A).....	66
Dec. 5...54...Auburn(A).....	55
Dec. 11...56...Seton Hall(H).....	79
Dec. 18...60...Massachusetts*(N).....	69
Dec. 22...70...Vanderbilt(H).....	65
Dec. 30...77...The Citadel(H).....	51
Jan. 4...66...Wake Forest(A).....	64
Jan. 8...55...South Florida(A).....	66
Jan. 12...60...Clemson(H).....	57
Jan. 16...54...Duke(H).....	85
Jan. 19...62...Georgia Tech(A).....	65
Jan. 26...81...Virginia(A).....	86
Jan. 29...63...Maryland(H).....	82
Feb. 2...58...NC State(A).....	68
Feb. 5...66...Wake Forest(H).....	61
Feb. 12...58...Clemson(A).....	84
Feb. 16...68...Duke(A).....	101
Feb. 21...64...Georgia Tech(H).....	54
Feb. 23...67...North Carolina(H).....	70
Feb. 26...71...Virginia(H).....	64
Mar. 1...70...Maryland(A).....	85
Mar. 5...51...NC State(H).....	70
Mar. 9...63...Georgia Tech†(N).....	62
Mar. 10...61...Maryland†(N).....	82

*Orange Bowl Tournament at Orlando, Florida
 †ACC Tournament at Charlotte, North Carolina

2000-01 - Won 9, Lost 21 (.300)

Nov. 17...70...Florida(H).....	85
Nov. 23...65...Ohio State*(N).....	90
Nov. 24...74...DePaul*(N).....	80
Nov. 25...85...Rhode Island*(N).....	71
Nov. 29...71...Minnesota†(H).....	76
Dec. 4...74...Furman(H).....	(OT) 79
Dec. 7...54...South Florida(H).....	69
Dec. 9...60...Vanderbilt(A).....	72
Dec. 17...75...Jacksonville(H).....	61
Dec. 19...85...Cleveland State(A).....	(2 OT) 87
Dec. 21...79...Binghamton(H).....	57
Dec. 30...74...Morgan State(H).....	64
Jan. 4...72...Duke(H).....	99
Jan. 6...76...UNC Asheville(H).....	68
Jan. 9...53...Wake Forest(A).....	76
Jan. 14...55...Maryland(H).....	76
Jan. 16...71...Virginia(A).....	89
Jan. 20...70...North Carolina(H).....	80
Jan. 25...81...NC State(H).....	(OT) 84
Jan. 27...68...Georgia Tech(A).....	77
Jan. 31...88...Clemson(H).....	(OT) 84
Feb. 4...58...Duke(A).....	100
Feb. 10...65...Wake Forest(H).....	71
Feb. 14...74...Maryland(A).....	71
Feb. 17...66...Virginia(H).....	69
Feb. 22...67...North Carolina(A).....	95
Feb. 25...46...NC State(A).....	71
Feb. 28...69...Georgia Tech(H).....	59
Mar. 3...75...Clemson(A).....	63
Mar. 8...64...Clemson*(N).....	66

*Great Alaska Shootout at Anchorage, Alaska
 †ACC/Big Ten Challenge at Tallahassee, Florida
 †ACC Tournament at Atlanta, Georgia

2001-02 - Won 12, Lost 17 (.414)

Nov. 16...47...Florida(A).....	68
Nov. 20...93...Savannah State(H).....	41
Nov. 23...89...Elon(H).....	59
Nov. 28...50...Northwestern*(A).....	57
Dec. 4...78...Birmingham Southern(H).....	62
Dec. 8...69...Western Carolina(H).....	79
Dec. 16...72...Wake Forest(A).....	93
Dec. 19...70...Cleveland State(H).....	63
Dec. 22...72...American(H).....	77
Dec. 27...78...Virginia Tech(H).....	49
Dec. 29...93...Campbell(H).....	47
Jan. 2...78...South Florida(A).....	74
Jan. 6...77...Duke(H).....	76
Jan. 8...62...NC State(A).....	77
Jan. 10...81...North Carolina(H).....	71
Jan. 16...74...Virginia(A).....	91
Jan. 24...68...Clemson(H).....	63
Jan. 26...63...Maryland(A).....	84
Jan. 30...46...Georgia Tech(A).....	77
Feb. 2...80...Wake Forest(H).....	89
Feb. 7...49...Duke(A).....	80
Feb. 10...67...NC State(H).....	76
Feb. 17...85...North Carolina(A).....	95
Feb. 20...66...Virginia(H).....	59
Feb. 23...78...Clemson(H).....	87
Feb. 27...63...Maryland(H).....	96
Mar. 2...78...Georgia Tech(H).....	86
Mar. 7...91...Clemson*(N).....	(OT) 84
Mar. 8...59...Maryland*(N).....	85

*ACC/Big Ten Challenge at Evanston, Illinois
 †ACC Tournament at Charlotte, N.C.

100-Point Games

FSU 100-POINT GAMES

Total 100-Point Games: 133
Most 100-Point Games In A Season: 10 (1989)
Most Consecutive 100 Point Games: 5 (Dec. 3-Dec. 12, 1970)
Last 100 Point Game: Georgia Tech 111, Florida State 108 (OT) (Feb. 11, 1999)

1954-55 (2) Feb. 16, 1955 Feb. 21, 1955	110-82 102-86	at Rollins Mississippi State
1955-56 (2) Dec. 5, 1955 Dec. 16, 1955	101-67 104-83	Rollins Morningside
1956-57 (2) Jan. 3, 1957 Jan. 19, 1957	108-96 104-86	vs. Furman Stetson
1958-59 (1) Dec. 9, 1958	100-70	Spring Hill
1959-60 (2) Feb. 11, 1960 Feb. 13, 1960	101-58 105-98	Rollins at Furman
1960-61 (1) Feb. 24, 1961	116-95	at Tampa
1961-62 (3) Jan. 11, 1962 Feb. 26, 1962 March 2, 1962	110-53 123-92 101-69	Rollins at Tampa Georgia
1963-64 (1) Feb. 22, 1964	101-77	Jacksonville
1965-66 (1) Dec. 6, 1965	121-57	Tampa
1966-67 (2) Jan. 30, 1967 Feb. 11, 1967	109-72 100-90	Tampa Tulane
1967-68 (9) Dec. 9, 1967 Dec. 16, 1967 Dec. 20, 1967 Jan. 6, 1968 Jan. 12, 1968 Jan. 26, 1968 Feb. 3, 1968 Feb. 10, 1968 Feb. 16, 1968	104-89 130-100 114-91 111-81 122-93 109-71 110-100 104-82 106-65	Samford vs. Louisiana State Richmond Stetson Miami (Fla.) Hofstra East Carolina Florida Southern at Jacksonville
1968-69 (3) Dec. 2, 1968 Dec. 6, 1968 Dec. 30, 1968	120-75 111-84 104-52	Valdosta State vs. Miami (Fla.) New Hampshire
1969-70 (7) Dec. 4, 1969 Dec. 8, 1969 Jan. 2, 1970 Jan. 9, 1970 Jan. 22, 1970 Feb. 14, 1970 Feb. 28, 1970	100-84 107-86 121-83 104-63 122-80 112-77 112-96	Oregon at Rollins at Pepperdine Miami (Fla.) Clemson Tulane at Miami (Fla.)
1970-71 (9) Dec. 3, 1970 Dec. 5, 1970 Dec. 7, 1970 Dec. 8, 1970 Dec. 12, 1970 Jan. 2, 1971 Jan. 8, 1971 Jan. 16, 1971 Feb. 11, 1971	106-70 125-65 117-84 108-114 111-63 101-82 114-106 122-79 113-81	Biscayne College South Dakota vs. Southern Mississippi at Jacksonville Valdosta State Pepperdine Miami (Fla.) Samford Georgia Southern
1971-72 (6) Dec. 1, 1971 Dec. 11, 1971 Jan. 8, 1972 Jan. 19, 1972 Jan. 31, 1972 Feb. 19, 1972	112-69 134-65 106-63 105-72 109-83 108-50	Oglethorpe Valdosta State East Tennessee State South Alabama Pan American Georgia Tech
1972-73 (2) Dec. 1, 1972 March 3, 1972	109-97 112-94	Georgia Southern Mercer
1973-74 (4) Dec. 3, 1973 Dec. 21, 1973 Feb. 9, 1974 Feb. 23, 1974	109-71 107-87 118-84 105-63	Biscayne College Western Kentucky South Florida South Alabama

1974-75 (6) Jan. 4, 1975 Jan. 7, 1975 Jan. 18, 1975 Feb. 1, 1975 Feb. 9, 1975 Feb. 22, 1975	107-75 104-82 107-71 111-70 101-71 104-71	Eastern Kentucky Wisconsin Milwaukee Hofstra Chattanooga vs. Georgia Southern Georgia Southern
1975-76 (6) Dec. 13, 1975 Jan. 14, 1976 Jan. 17, 1976 Jan. 24, 1976 Feb. 12, 1976 Feb. 24, 1976	109-52 107-54 100-79 110-70 109-81 106-61	Palm Beach Atlantic Baptist College Memphis State SW Louisiana Illinois State Valdosta State
1976-77 (4) Nov. 30, 1976 Jan. 22, 1977 Feb. 5, 1977 Feb. 26, 1977	109-90 115-86 139-72 103-72	Missouri Western South Alabama Baptist College South Florida
1977-78 (3) Dec. 1, 1977 Dec. 16, 1977 Jan. 14, 1978	110-82 100-77 103-85	Troy State vs. Texas A&M Tulane
1978-79 (3) Nov. 27, 1978 Dec. 18, 1978 March 1, 1979	116-71 106-75 101-92	Eckerd Florida Southern vs. Tulane
1979-80 (3) Nov. 30, 1979 Dec. 20, 1979 Jan. 2, 1980	101-63 112-91 108-97	Florida A&M Minnesota Tulane
1981-82 (1) Jan. 25, 1982	101-74	St. Leo
1985-86 (2) Dec. 14, 1985 Jan. 9, 1986	122-83 113-75	Florida Institute of Technology California (Pa.)
1986-87 (5) Dec. 16, 1986 Feb. 23, 1987 Feb. 26, 1987 Feb. 28, 1987 March 12, 1987	101-76 107-78 108-84 117-102 107-92	at Western Carolina Virginia Tech Miami (Fla.) Southern Mississippi vs. Rhode Island
1987-88 (4) Dec. 2, 1987 Dec. 29, 1987 Feb. 6, 1988 Feb. 24, 1988	121-75 101-67 101-68 108-90	Florida International Central Florida Cincinnati Alabama State
1988-89 (10) Nov. 25, 1988 Nov. 27, 1988 Dec. 3, 1988 Dec. 20, 1988 Jan. 4, 1989 Jan. 7, 1989 Jan. 15, 1989 Jan. 18, 1989 Jan. 28, 1989 Feb. 23, 1989	133-79 100-75 104-86 113-81 113-67 104-79 101-90 112-105 (OT) 100-97 100-101	Central Florida Florida International Florida South Florida Rider Southern Mississippi Tennessee at Arkansas at Virginia Tech at La Salle
1989-90 (3) Dec. 19, 1989 Jan. 6, 1990 Jan. 8, 1990	100-62 113-82 104-99 (2OT)	Samford Southern Mississippi Jacksonville
1990-91 (1) Feb. 13, 1991	113-88	Alabama State
1991-92 (4) Nov. 26, 1991 Jan. 2, 1992 Feb. 8, 1992 Feb. 27, 1992	100-91 107-54 102-90 110-96	Jacksonville UNC Asheville Clemson North Carolina
1992-93 (5) Nov. 20, 1992 Dec. 28, 1992 Jan. 13, 1993 Feb. 10, 1993 Feb. 20, 1993	109-86 109-80 105-85 111-94 102-92	Iowa State Maryland-Baltimore County Maryland Wake Forest Clemson
1993-94 (4) Dec. 1, 1993 Dec. 22, 1993 Jan. 2, 1994 Feb. 6, 1994	110-59 108-81 105-87 100-64	Florida Atlantic Mt. St. Mary's Lafayette Virginia

1994-95 (3) Dec. 3, 1994 Dec. 22, 1994 Jan. 15, 1995	101-63 100-75 107-79	Florida Atlantic S.E. Missouri State N.C. State
1995-96 (1) Feb. 10, 1996	100-78	Maryland
1996-97 (2) Dec. 14, 1996 Dec. 17, 1996	108-84 100-62	Jacksonville Tennessee State
1998-99 (1) Feb. 11, 1999	108-111 (OT)	Georgia Tech

OPPONENTS' 100-POINT GAMES

Total 100-Point Games: 34
Most 100-Point Games In A Season: 3 (1986)
Most Consecutive 100-Point Games: 2 (Feb. 13-Feb. 16, 1974)
Last 100-Point Game: Duke 100, Florida State 58 (Feb. 4, 2001)

1954-55 (1) Feb. 19, 1955	95-101	at Loyola (New Orleans)
1957-58 (2) Jan. 30, 1958 Feb. 1, 1958	51-103 68-107	at West Virginia at Marshall
1958-59 (1) Jan. 31, 1959	75-103	at Oklahoma City
1959-60 (2) Feb. 15, 1960 Feb. 27, 1960	60-100 89-107	at The Citadel at Miami (Fla.)
1963-64 (1) Dec. 11, 1963	81-102	at Rice
1965-66 (2) Dec. 16, 1965 Feb. 28, 1966	80-115 90-112	at North Carolina at Miami (Fla.)
1966-67 (2) Feb. 25, 1967 March 1, 1967	84-102 90-110	at Georgia Tech at Miami (Fla.)
1970-71 (2) Dec. 8, 1970 Feb. 27, 1971	108-114 94-100	at Jacksonville at Miami (Fla.)
1973-74 (2) Feb. 13, 1974 Feb. 16, 1974	89-113 85-104	at Jacksonville vs. North Carolina
1976-77 (1) Nov. 27, 1976	92-108	vs. Clemson
1983-84 (1) Dec. 20, 1983	89-102	at Pittsburgh
1985-86 (3) Dec. 16, 1985 Dec. 31, 1985 Feb. 8, 1986	89-100 64-109 96-102	at Alabama at North Carolina at Southern Mississippi
1986-87 (2) Dec. 13, 1986 March 16, 1987	93-109 92-109	at Oklahoma vs. Vanderbilt
1987-88 (1) March 18, 1988	98-102	vs. Iowa
1988-89 (2) Jan. 18, 1989 Feb. 23, 1989	112-105 (OT) 100-102	at Arkansas at La Salle
1989-90 (1) Jan. 18, 1990	97-101 (2 OT)	at Miami (Fla.)
1990-91 (1) Feb. 13, 1991	69-101	at UNLV
1992-93 (1) March 27, 1992	81-106	vs. Kentucky
1993-94 (1) Jan. 22, 1994	79-106	at Duke
1994-95 (1) Jan. 25, 1995	70-100	at North Carolina
1997-98 (1) Jan. 24, 1998	55-103	at North Carolina
1998-99 (1) Jan. 27, 1999	87-107	at Maryland
1999-00 (1) Feb. 16, 2000	68-101	at Duke
2000-01 (1) Feb. 4, 2001	58-100	at Duke

Florida State in the Associated Press Poll

1969-70

Jan. 27.....	18th
Feb. 3.....	12th
Feb. 10.....	9th
Feb. 17.....	8th
Feb. 24.....	10th
Mar. 3.....	11th
Mar. 10.....	11th

1970-71

Dec. 15.....	17th
--------------	------

1971-72

Dec. 7.....	18th
Dec. 14.....	9th
Dec. 21.....	14th
Jan. 4.....	20th
Jan. 11.....	12th
Jan. 18.....	11th
Jan. 25.....	10th
Feb. 1.....	12th
Feb. 8.....	14th
Feb. 15.....	14th
Feb. 22.....	11th
Feb. 29.....	10th
Mar. 7.....	14th
Mar. 14.....	10th

1972-73

Preseason.....	2nd
Dec. 5.....	2nd
Dec. 12.....	2nd
Dec. 19.....	7th
Dec. 26.....	12th
Jan. 2.....	19th
Jan. 9.....	18th
Jan. 16.....	19th

1975-76

Mar. 2.....	18th
-------------	------

1977-78

Dec. 27.....	18th
Jan. 24.....	17th
Jan. 31.....	15th
Feb. 7.....	16th
Feb. 14.....	14th
Feb. 21.....	12th
Feb. 28.....	11th
Mar. 6.....	13th
Mar. 13.....	15th

1988-89

Preseason.....	16th
Nov. 22.....	17th
Nov. 29.....	14th
Dec. 6.....	13th
Dec. 13.....	12th
Dec. 20.....	11th
Dec. 27.....	10th
Jan. 3.....	15th
Jan. 10.....	14th
Jan. 17.....	14th
Jan. 24.....	11th
Jan. 31.....	8th
Feb. 7.....	12th
Feb. 14.....	7th
Feb. 21.....	12th
Feb. 28.....	16th
Mar. 7.....	14th
Mar. 14.....	16th

1991-92

Jan. 27.....	23rd
Feb. 3.....	23rd

Feb. 10.....	23rd
Feb. 17.....	16th
Feb. 24.....	22nd
Mar. 2.....	19th
Mar. 9.....	18th
Mar. 16.....	20th

1992-93

Preseason.....	9th
Nov. 23.....	7th
Nov. 30.....	11th
Dec. 7.....	10th
Dec. 14.....	10th
Dec. 21.....	18th
Dec. 28.....	18th
Jan. 4.....	23rd
Jan. 25.....	19th
Feb. 1.....	12th
Feb. 8.....	10th

Feb. 15.....	9th
Feb. 22.....	6th
Mar. 1.....	11th
Mar. 8.....	10th
Mar. 15.....	11th

1993-94

Preseason.....	25th
----------------	------

1997-98

Dec. 1.....	19th
Dec. 8.....	16th
Dec. 15.....	17th
Dec. 22.....	17th
Dec. 29.....	15th
Jan. 5.....	13th
Jan. 11.....	17th
Jan. 18.....	20th


NUMBER OF POLLS RANKED IN: 91

HIGHEST RANKING: 2nd (three times during the 1972-73 season)

NUMBER OF POLLS IN THE TOP 10: 22

MOST CONSECUTIVE WEEKS RANKED:

Ranking	Weeks	Years
1	19	1971-72 through 1972-73
2	18	1988-89
3	8	1997-98
3	8	1992-93 (two times)
3	8	1991-92
3	8	1977-78
8	7	1969-70



Pee Wee Barber (far left) led the 1985-86 Seminoles in scoring (16.8 ppg), assists (5.0 apg) and steals (1.8 spg). He was a Metro Conference all-tournament team selection in 1986 and was drafted by the Portland Trailblazers in 1987.

LaMarr Greer (left), a starter on Florida State's 1998 NCAA Tournament team, played in 117 career games to rank eighth among all players who have worn the Garnet and Gold.

All-Time Games vs. Opponents in the AP Poll

1957-58

Date	Ranking	Opponent	Site	W/L	Score
Dec. 17, 1958	No. 13	Auburn	Auburn, AL	L	74-95
Dec. 29, 1958	No. 8	Auburn	Tallahassee, FL	L	62-69
Jan. 13, 1958	No. 18	Memphis State	Memphis, TN	L	56-59
Jan. 30, 1958	No. 1	West Virginia	Morgantown, WV	L	51-103

1958-59

Date	Ranking	Opponent	Site	W/L	Score
Dec. 1, 1958	No. 2	Kentucky	Lexington, KY	L	68-91
Jan. 31, 1959	No. 14	Oklahoma City	Oklahoma City, OK	L	75-103
Feb. 16, 1959	No. 14	Oklahoma City	Tallahassee, FL	L	84-98

1959-60

Date	Ranking	Opponent	Site	W/L	Score
Dec. 10, 1960	No. 11	Auburn	Auburn, AL	W	57-74
Jan. 16, 1960	No. 15	Miami	Tallahassee, FL	L	91-93
Feb. 27, 1960	No. 9	Miami	Miami, FL	L	89-107

1960-61

Date	Ranking	Opponent	Site	W/L	Score
Dec. 3, 1960	No. 20	Kentucky	Lexington, KY	W	63-58

1961-62

Date	Ranking	Opponent	Site	W/L	Score
Dec. 2, 1961	No. 1	Ohio State	Columbus, OH	L	57-72

1966-67

Date	Ranking	Opponent	Site	W/L	Score
Dec. 20, 1966	No. 3	North Carolina	Chapel Hill, NC	L	54-81

1967-68

Date	Ranking	Opponent	Site	W/L	Score
Feb. 1, 1968	No. 3	North Carolina	Chapel Hill, NC	L	80-86

1968-69

Date	Ranking	Opponent	Site	W/L	Score
Dec. 27, 1968	No. 16	Ohio State	Tallahassee, FL	L	86-93
Jan. 28, 1969	No. 19	South Carolina	Tallahassee, FL	W	87-76
Feb. 8, 1969	No. 2	North Carolina	Chapel Hill, NC	L	82-100
Feb. 15, 1969	No. 17	Dayton	Tallahassee, FL	W	79-71

1969-70

Date	Ranking	Opponent	Site	W/L	Score
Dec. 13, 1969	No. 5	North Carolina	Chapel Hill, NC	L	75-86
Dec. 22, 1969	No. 14	Louisville	Tallahassee, FL	W	79-69
Jan. 3, 1970	No. 19	Southern Cal	Los Angeles, CA	L	68-71
Jan. 27, 1970	No. 6	Jacksonville	Jacksonville, FL	W	89-83
Feb. 18, 1970	No. 6	Jacksonville	Tallahassee, FL	L	81-85

1970-71

Date	Ranking	Opponent	Site	W/L	Score
Dec. 8, 1970	No. 3	Jacksonville	Jacksonville, FL	L	108-114
Dec. 18, 1970	No. 8	Southern Cal	El Paso, TX	L	85-94
Jan. 27, 1971	No. 6	Jacksonville	Tallahassee, FL	L	65-83
Feb. 15, 1971	No. 6	Jacksonville	Jacksonville, FL	L	79-90
Feb. 22, 1971	No. 8	North Carolina	Chapel Hill, NC	L	61-70

1971-72

Date	Ranking	Opponent	Site	W/L	Score
Dec. 7, 1971	No. 8	Jacksonville	Tallahassee, FL	W	90-83
Jan. 28, 1972	No. 13	Brigham Young	Oklahoma City, OK	L	77-80
Mar. 16, 1972	No. 11	Minnesota	Dayton, OH	W	70-56
Mar. 18, 1972	No. 18	Kentucky	Dayton, OH	W	73-54
Mar. 24, 1972	No. 2	North Carolina	Los Angeles, CA	W	79-75
Mar. 26, 1972	No. 1	UCLA	Los Angeles, CA	L	76-81

1972-73

Date	Ranking	Opponent	Site	W/L	Score
Jan. 20, 1973	No. 15	Jacksonville	Tallahassee, FL	L	66-70
Feb. 14, 1973	No. 13	Jacksonville	Jacksonville, FL	W	83-74
Feb. 17, 1973	No. 6	North Carolina	New York, NY	L	79-91

1973-74

Date	Ranking	Opponent	Site	W/L	Score
Dec. 15, 1973	No. 9	Louisville	Louisville, KY	L	78-90
Dec. 18, 1973	No. 19	Memphis State	Tallahassee, FL	W	88-80
Feb. 1, 1974	No. 17	New Mexico	Tallahassee, FL	W	90-71
Feb. 16, 1974	No. 4	North Carolina	Greensboro, NC	L	85-104

1974-75

Date	Ranking	Opponent	Site	W/L	Score
Dec. 9, 1974	No. 16	Memphis State	Memphis, TN	L	69-70
Dec. 14, 1974	No. 4	Louisville	Tallahassee, FL	L	75-84
Dec. 26, 1974	No. 15	Purdue	Louisville, KY	W	69-66
Dec. 27, 1974	No. 4	Louisville	Louisville, KY	L	61-79

1975-76

Date	Ranking	Opponent	Site	W/L	Score
Dec. 8, 1975	No. 1	Indiana	Bloomington, IN	L	59-83
Dec. 20, 1975	No. 8	Alabama	St. Petersburg, FL	L	72-76
Dec. 26, 1975	No. 13	Washington	Portland, OR	L	54-69

1976-77

Date	Ranking	Opponent	Site	W/L	Score
Dec. 18, 1976	No. 5	San Francisco	San Francisco, CA	L	87-93
Jan. 3, 1977	No. 14	Louisville	Louisville, KY	L	75-78
Jan. 15, 1977	No. 18	Memphis State	Memphis, TN	L	75-81
Feb. 3, 1977	No. 3	Kentucky	Lexington, KY	L	57-97

1977-78

Date	Ranking	Opponent	Site	W/L	Score
Dec. 27, 1977	No. 11	Cincinnati	Cincinnati, OH	L	75-77
Jan. 22, 1978	No. 9	Louisville	Louisville, KY	W	70-60
Feb. 17, 1978	No. 9	Louisville	Tallahassee, FL	W	81-70
Mar. 4, 1978	No. 20	Louisville	Cincinnati, OH	L	93-94
Mar. 11, 1978	No. 1	Kentucky	Lexington, KY	L	76-85

1978-79

Date	Ranking	Opponent	Site	W/L	Score
Jan. 20, 1979	No. 7	Louisville	Tallahassee, FL	L	65-67
Feb. 1, 1979	No. 6	Louisville	Louisville, KY	L	71-84

1979-80

Date	Ranking	Opponent	Site	W/L	Score
Jan. 27, 1980	No. 7	Louisville	Louisville, KY	L	73-79
Feb. 24, 1980	No. 2	Louisville	Tallahassee, FL	L	75-83
Mar. 1, 1980	No. 4	Louisville	Louisville, KY	L	72-81
Mar. 9, 1980	No. 4	Kentucky	Lexington, KY	L	78-97

1981-82

Date	Ranking	Opponent	Site	W/L	Score
Jan. 4, 1982	No. 14	Louisville	Louisville, KY	L	57-79

1982-83

Date	Ranking	Opponent	Site	W/L	Score
Dec. 30, 1982	No. 19	Tulsa	San Diego, CA	W	96-80
Jan. 8, 1983	No. 13	Louisville	Tallahassee, FL	L	69-96
Feb. 7, 1983	No. 12	Louisville	Louisville, KY	L	63-89
Feb. 26, 1983	No. 14	Memphis State	Tallahassee, FL	W	74-72
Mar. 3, 1983	No. 17	Memphis State	Memphis, TN	L	67-94
Mar. 11, 1983	No. 17	Memphis State	Cincinnati, OH	L	74-84

1983-84

Date	Ranking	Opponent	Site	W/L	Score
Jan. 25, 1984	No. 14	Louisville	Louisville, KY	L	71-95
Feb. 6, 1984	No. 17	Louisville	Tallahassee, FL	W	75-60
Feb. 11, 1984	No. 9	Memphis State	Tallahassee, FL	L	69-73
Feb. 15, 1984	No. 8	Memphis State	Memphis, TN	L	67-75
Mar. 9, 1984	No. 17	Memphis State	Memphis, TN	L	63-65

1984-85

Date	Ranking	Opponent	Site	W/L	Score
Jan. 5, 1985	No. 9	North Carolina	Miami, FL	L	69-78
Jan. 23, 1985	No. 9	Memphis State	Tallahassee, FL	L	69-74
Feb. 16, 1985	No. 4	Memphis State	Memphis, TN	L	68-70
Mar. 9, 1985	No. 4	Memphis State	Louisville, TN	L	86-90

1985-86

Date	Ranking	Opponent	Site	W/L	Score
Dec. 31, 1985	No. 1	North Carolina	Chapel Hill, NC	L	64-109
Jan. 15, 1986	No. 18	Louisville	Tallahassee, FL	L	64-85
Jan. 25, 1986	No. 25	Virginia Tech	Blacksburg, VA	L	73-86
Feb. 10, 1986	No. 3	Memphis State	Memphis, TN	L	73-99
Feb. 19, 1986	No. 10	Louisville	Louisville, KY	L	67-89
Feb. 22, 1986	No. 4	Memphis State	Tallahassee, FL	W	82-80
Feb. 24, 1986	No. 24	Virginia Tech	Tallahassee, FL	L	84-92
Mar. 8, 1986	No. 10	Memphis State	Louisville, KY	L	71-73

1986-87

Date	Ranking	Opponent	Site	W/L	Score
Dec. 6, 1986	No. 8	Alabama	Tallahassee, FL	W	72-71
Dec. 13, 1986	No. 9	Oklahoma	Norman, OK	L	92-109

1987-88

Date	Ranking	Opponent	Site	W/L	Score
Dec. 10, 1987	No. 16	Oklahoma	Tallahassee, FL	L	87-89
Dec. 12, 1987	No. 12	Florida	Gainesville, FL	L	48-71
Dec. 28, 1987	No. 3	Pittsburgh	Orlando, FL	L	71-72
Mar. 18, 1988	No. 17	Iowa	Los Angeles, CA	L	98-102

All-Time Games vs. Opponents in the AP Poll

1988-89

Date	Ranking	Opponent	Site	W/L	Score
Dec. 3, 1988	No. 19	Florida	Tallahassee, FL	W	104-86
Dec. 19, 1988	No. 17	Villanova	Orlando, FL	L	67-68
Jan. 15, 1989	No. 17	Tennessee	Tallahassee, FL	W	101-90
Feb. 6, 1989	No. 7	Louisville	Louisville, KY	W	81-78
Feb. 16, 1989	No. 10	Louisville	Tallahassee, FL	L	(OT) 77-78
Feb. 23, 1989	No. 14	LaSalle	Philadelphia, PA	L	100-101
Mar. 12, 1989	No. 16	Louisville	Columbia, SC	L	80-87

1989-90

Date	Ranking	Opponent	Site	W/L	Score
Dec. 1, 1989	No. 24	Florida	Tallahassee, FL	L	69-82
Dec. 27, 1989	No. 19	NC State	New York, NY	L	72-90
Jan. 14, 1990	No. 11	Louisville	Tallahassee, FL	L	66-73
Feb. 3, 1990	No. 7	Syracuse	Orlando, FL	L	69-90
Feb. 6, 1990	No. 15	Louisville	Louisville, KY	L	50-69

1990-91

Date	Ranking	Opponent	Site	W/L	Score
Dec. 22, 1990	No. 1	UNLV	Las Vegas, NV	L	69-101
Jan. 19, 1991	No. 22	South Carolina	Columbia, SC	W	81-80
Jan. 21, 1991	No. 2	Arkansas	Tallahassee, FL	L	92-109
Feb. 18, 1991	No. 7	Syracuse	Syracuse, NY	L	79-88
Mar. 16, 1991	No. 3	Indiana	Louisville, KY	L	60-82

1991-92

Date	Ranking	Opponent	Site	W/L	Score
Dec. 15, 1991	No. 5	North Carolina	Chapel Hill, NC	W	86-74
Jan. 6, 1992	No. 1	Duke	Durham, NC	L	70-86
Jan. 11, 1992	No. 19	Wake Forest	Winston-Salem, NC	W	88-85
Jan. 23, 1992	No. 18	Georgia Tech	Atlanta, GA	W	83-79
Jan. 30, 1992	No. 1	Duke	Tallahassee, FL	L	62-75
Feb. 27, 1992	No. 10	North Carolina	Tallahassee, FL	W	110-96
Mar. 14, 1992	No. 20	North Carolina	Charlotte, NC	L	76-80
Mar. 26, 1992	No. 4	Indiana	Albuquerque, NM	L	74-85

1992-93

Date	Ranking	Opponent	Site	W/L	Score
Nov. 20, 1992	No. 19	Iowa State	Tallahassee, FL	W	109-86
Nov. 25, 1992	No. 4	Indiana	New York, NY	L	(OT) 78-81
Nov. 27, 1992	No. 21	UCLA	New York, NY	L	83-86
Dec. 2, 1992	No. 19	Massachusetts	Tallahassee, FL	W	67-64
Jan. 6, 1993	No. 25	Virginia	Charlottesville, VA	L	76-80
Jan. 24, 1993	No. 6	Duke	Tallahassee, FL	W	(OT) 89-88
Jan. 27, 1993	No. 3	North Carolina	Chapel Hill, NC	L	77-82
Jan. 31, 1993	No. 18	Georgia Tech	Tallahassee, FL	W	96-77
Feb. 8, 1993	No. 24	Virginia	Tallahassee, FL	W	99-84
Feb. 10, 1993	No. 9	Wake Forest	Tallahassee, FL	W	111-94
Feb. 24, 1993	No. 9	Duke	Durham, NC	L	75-98
Feb. 27, 1993	No. 3	North Carolina	Tallahassee, FL	L	76-86
Mar. 25, 1993	No. 25	Western Kentucky	Charlotte, NC	W	(OT) 81-78
Mar. 27, 1993	No. 2	Kentucky	Charlotte, NC	L	81-106

1993-94

Date	Ranking	Opponent	Site	W/L	Score
Jan. 22, 1994	No. 5	Duke	Durham, NC	L	79-106
Jan. 26, 1994	No. 4	North Carolina	Tallahassee, FL	L	77-90
Jan. 29, 1994	No. 21	Georgia Tech	Atlanta, GA	W	74-73
Feb. 3, 1994	No. 11	Massachusetts	Amherst, MA	L	58-62
Feb. 21, 1994	No. 16	Florida	Gainesville, FL	L	61-72
Feb. 23, 1994	No. 2	Duke	Tallahassee, FL	L	72-84
Feb. 26, 1994	No. 4	North Carolina	Chapel Hill, NC	L	75-78
Mar. 11, 1994	No. 11	North Carolina	Charlotte, NC	L	69-83

1994-95

Date	Ranking	Opponent	Site	W/L	Score
Dec. 6, 1994	No. 8	Arizona	Tucson, AZ	L	78-96
Dec. 17, 1994	No. 8	Florida	Orlando, FL	L	(2OT) 65-71
Jan. 7, 1995	No. 18	Wake Forest	Winston-Salem, NC	L	64-72
Jan. 10, 1995	No. 9	Maryland	Tallahassee, FL	L	57-70
Jan. 25, 1995	No. 3	North Carolina	Chapel Hill, NC	L	70-100
Jan. 29, 1995	No. 21	Georgia Tech	Tallahassee, FL	L	67-80
Feb. 4, 1995	No. 15	Virginia	Charlottesville, VA	L	(OT) 63-76
Feb. 8, 1995	No. 11	Wake Forest	Tallahassee, FL	W	69-67
Feb. 11, 1995	No. 8	Maryland	College Park, MD	L	65-80
Feb. 25, 1995	No. 3	North Carolina	Tallahassee, FL	L	78-80
Mar. 10, 1995	No. 10	Maryland	Charlotte, NC	L	64-71

1995-96

Date	Ranking	Opponent	Site	W/L	Score
Dec. 12, 1995	No. 8	Connecticut	Tallahassee, FL	L	61-79
Jan. 6, 1996	No. 12	Wake Forest	Tallahassee, FL	L	73-75
Jan. 17, 1996	No. 19	Clemson	Tallahassee, FL	W	75-62
Jan. 24, 1996	No. 11	North Carolina	Tallahassee, FL	L	71-82
Feb. 7, 1996	No. 9	Wake Forest	Winston-Salem, NC	L	67-81
Feb. 24, 1996	No. 17	North Carolina	Chapel Hill, NC	W	84-80
Feb. 28, 1996	No. 18	Georgia Tech	Tallahassee, FL	L	68-83

1996-97

Date	Ranking	Opponent	Site	W/L	Score
Dec. 5, 1996	No. 10	Duke	Durham, NC	L	(OT) 66-72
Jan. 11, 1997	No. 5	Clemson	Tallahassee, FL	L	70-76
Jan. 22, 1997	No. 19	North Carolina	Tallahassee, FL	W	84-71
Jan. 25, 1997	No. 4	Wake Forest	Winston-Salem, NC	L	58-61
Jan. 29, 1997	No. 5	Maryland	Tallahassee, FL	W	74-70
Feb. 6, 1997	No. 20	North Carolina	Chapel Hill, NC	L	62-90
Feb. 13, 1997	No. 10	Maryland	College Park, MD	L	57-73
Feb. 15, 1997	No. 6	Duke	Tallahassee, FL	L	79-89
Feb. 23, 1997	No. 8	Clemson	Clemson, SC	W	67-65
Mar. 1, 1997	No. 5	Wake Forest	Tallahassee, FL	W	59-55
Mar. 7, 1997	No. 8	Wake Forest	Greensboro, NC	L	65-66

1997-98

Date	Ranking	Opponent	Site	W/L	Score
Nov. 26, 1997	No. 11	Connecticut	New York, NY	W	67-60
Nov. 28, 1997	No. 2	Kansas	New York, NY	L	58-73
Dec. 1, 1997	No. 1	North Carolina	Tallahassee, FL	L	73-81
Dec. 23, 1997	No. 5	Arizona	Tallahassee, FL	W	84-79
Jan. 10, 1998	No. 2	Duke	Tallahassee, FL	L	63-75
Jan. 24, 1998	No. 2	North Carolina	Chapel Hill, NC	L	55-103
Feb. 7, 1998	No. 25	Maryland	Tallahassee, FL	L	62-68
Feb. 10, 1998	No. 2	Duke	Durham, NC	L	72-86
Mar. 13, 1998	No. 15	Texas Christian	Oklahoma City, OK	W	96-87

1998-99

Date	Ranking	Opponent	Site	W/L	Score
Jan. 6, 1999	No. 11	North Carolina	Tallahassee, FL	L	54-72
Jan. 12, 1999	No. 25	Clemson	Tallahassee, FL	W	70-64
Jan. 16, 1999	No. 2	Duke	Durham, NC	L	73-98
Jan. 27, 1999	No. 4	Maryland	College Park, MD	L	87-107
Feb. 7, 1999	No. 12	North Carolina	Chapel Hill, NC	L	64-98
Feb. 17, 1999	No. 1	Duke	Tallahassee, FL	L	59-85
Feb. 27, 1999	No. 5	Maryland	Tallahassee, FL	L	75-84
Mar. 5, 1999	No. 5	Maryland	Charlotte, NC	L	69-93

1999-00

Date	Ranking	Opponent	Site	W/L	Score
Nov. 19, 1999	No. 7	Florida	Gainesville, FL	L	61-96
Nov. 29, 1999	No. 11	Temple	Tallahassee, FL	L	58-69
Dec. 5, 1999	No. 7	Auburn	Auburn, AL	L	54-55
Jan. 16, 2000	No. 6	Duke	Tallahassee, FL	L	54-85
Jan. 22, 2000	No. 21	North Carolina	Chapel Hill, NC	W	76-71
Jan. 29, 2000	No. 22	Maryland	Tallahassee, FL	L	63-82
Feb. 16, 2000	No. 3	Duke	Durham, NC	L	68-101
Mar. 1, 2000	No. 17	Maryland	College Park, MD	L	70-85
Mar. 10, 2000	No. 20	Maryland	Charlotte, NC	L	61-82

2000-01

Date	Ranking	Opponent	Site	W/L	Score
Nov. 17, 2000	No. 11	Florida	Tallahassee, FL	L	70-85
Nov. 24, 2000	No. 22	DePaul	Anchorage, AK	L	74-80
Jan. 4, 2001	No. 3	Duke	Tallahassee, FL	L	72-99
Jan. 10, 2001	No. 6	Wake Forest	Winston-Salem, NC	L	53-76
Jan. 14, 2001	No. 16	Maryland	Tallahassee, FL	L	55-76
Jan. 16, 2001	No. 13	Virginia	Charlottesville, VA	L	71-89
Jan. 20, 2001	No. 6	North Carolina	Tallahassee, FL	L	70-80
Feb. 4, 2001	No. 2	Duke	Durham, NC	L	58-100
Feb. 10, 2001	No. 15	Wake Forest	Tallahassee, FL	L	65-71
Feb. 14, 2001	No. 18	Maryland	College Park, MD	W	74-71
Feb. 17, 2001	No. 15	Virginia	Tallahassee, FL	L	66-69
Feb. 22, 2001	No. 2	North Carolina	Chapel Hill, NC	L	67-95

2001-02

Date	Ranking	Opponent	Site	W/L	Score
Nov. 16, 2001	No. 6	Florida	Gainesville, FL	L	47-68
Dec. 16, 2001	No. 19	Wake Forest	Winston-Salem, NC	L	72-93
Jan. 6, 2002	No. 1	Duke	Tallahassee, FL	W	77-76
Jan. 20, 2002	No. 10	Virginia	Charlottesville, VA	L	74-91
Jan. 26, 2002	No. 3	Maryland	College Park, MD	L	63-84
Feb. 2, 2002	No. 24	Wake Forest	Tallahassee, FL	L	80-89
Feb. 7, 2002	No. 1	Duke	Durham, NC	L	49-80
Feb. 20, 2002	No. 22	Virginia	Tallahassee, FL	W	66-59
Feb. 27, 2002	No. 2	Maryland	Tallahassee, FL	L	63-96
March 8, 2002	No. 2	Maryland	Charlotte, NC	L	59-85

Coaching History



Don Loucks
5-13
(1947-48)

Don Loucks, one of the most respected members of the Florida State athletic family, was the first coach of men's intercollegiate basketball at FSU. He guided the team to a 5-13 record during the 1947-48 season.

Loucks would go on to become a member of FSU's Hall of Fame after six decades with the University. The tennis courts at FSU are named in honor of Don Loucks.

Year	W	L	Pct.
1947-48	5	13	.277



J.K. Kennedy
237-208
(1948-66)

J.K. Kennedy was better known as "Bud" during his 18 years as head coach of the Florida State program. A warm and compassionate man, Kennedy led the Seminoles from a limited program to major college status. He compiled a record of 237-208 from 1948-49 to 1965-66. His finest single season came in 1954-55 when he coached the Tribe, led by future Hall of Famers Jimmy Oler, and Ham Wernke, to a 22-4 record.

Year	W	L	Pct.	
1948-49	J. K. "Bud" Kennedy	12	12	.500
1949-50	J. K. "Bud" Kennedy	15	10	.600
1950-51	J. K. "Bud" Kennedy	18	9	.667
1951-52	J. K. "Bud" Kennedy	5	20	.200
1952-53	J. K. "Bud" Kennedy	11	11	.500
1953-54	J. K. "Bud" Kennedy	13	7	.619
1954-55	J. K. "Bud" Kennedy	22	4	.846
1955-56	J. K. "Bud" Kennedy	16	9	.640
1956-57	J. K. "Bud" Kennedy	9	17	.346
1957-58	J. K. "Bud" Kennedy	9	16	.360
1958-59	J. K. "Bud" Kennedy	8	15	.347
1959-60	J. K. "Bud" Kennedy	10	15	.400
1960-61	J. K. "Bud" Kennedy	14	10	.583
1961-62	J. K. "Bud" Kennedy	15	8	.651
1962-63	J. K. "Bud" Kennedy	15	10	.600
1963-64	J. K. "Bud" Kennedy	11	14	.444
1964-65	J. K. "Bud" Kennedy	16	10	.620
1965-66	J. K. "Bud" Kennedy	15	11	.577
Total	237	208	.532	



Hugh Durham
230-95
(1967-78)

Hugh Durham's tenure at Florida State included four 20-win seasons and saw the program play for the national championship in 1972. Durham led the Seminoles to a 230-95 record and his .708 winning percentage was among the nation's best. He took FSU to three NCAA Tournaments.

Durham also made an impact with the Florida State program as a player in the late 1950s. From 1956-59 he scored 1,381 points, an average of 18.9 per game. His name is still prominent in many FSU records lists.

Year	W	L	Pct.	
1966-67	Hugh Durham	11	15	.428
1967-68	Hugh Durham	19	8	.704
1968-69	Hugh Durham	18	8	.692
1969-70	Hugh Durham	23	3	.885
1970-71	Hugh Durham	17	9	.654
1971-72	Hugh Durham	27	6	.818
1972-73	Hugh Durham	18	8	.692
1973-74	Hugh Durham	18	8	.692
1974-75	Hugh Durham	18	8	.692
1975-76	Hugh Durham	22	5	.814
1976-77	Hugh Durham	16	11	.593
1977-78	Hugh Durham	23	6	.793
Total	230	95	.708	



Joe Williams
129-105
(1978-86)

Joe Williams took over as head coach of the Seminoles in 1978 after very successful stops at Jacksonville (1964-70) and Furman (1970-78). He led the FSU program for eight seasons and won 129 games while losing 105. He took Florida State to the NCAA Tournament in 1979-80 (1-1) and to the National Invitational Tournament in 1983-84 (1-1). The Seminoles had two 20-win seasons under his leadership.

Year	W	L	Pct.	
1978-79	Joe Williams	19	10	.655
1979-80	Joe Williams	22	9	.709
1980-81	Joe Williams	17	11	.607
1981-82	Joe Williams	11	17	.392

Year	W	L	Pct.	
1982-83	Joe Williams	14	14	.500
1983-84	Joe Williams	20	11	.645
1984-85	Joe Williams	14	16	.467
1985-86	Joe Williams	12	17	.414
Total	129	105	.551	



Pat Kennedy
202-131
(1986-1997)

Pat Kennedy is credited with leading the Florida State program back to national prominence. Kennedy registered a Metro Conference regular season and tournament championship before the school joined the ACC in 1991-92.

Kennedy led the Seminoles to five NCAA Tournament berths and two NIT appearances in his 11 years. FSU advanced to the Final Eight of the 1993 NCAA Tournament, marking the second best season in FSU history.

Florida State went 202-131 under Kennedy, posting a .607 winning percentage in his 11 seasons. Kennedy set a record for road wins and total ACC wins by a first-year coach with six and 11 respectively, in 1991-92.

Year	W	L	Pct.	
1986-87	Pat Kennedy	19	11	.633
1987-88	Pat Kennedy	19	11	.633
1988-89	Pat Kennedy	22	8	.733
1989-90	Pat Kennedy	16	15	.516
1990-91	Pat Kennedy	21	11	.656
1991-92	Pat Kennedy	22	10	.687
1992-93	Pat Kennedy	25	10	.714
1993-94	Pat Kennedy	13	14	.481
1994-95	Pat Kennedy	12	15	.444
1995-96	Pat Kennedy	13	14	.481
1996-97	Pat Kennedy	20	12	.625
Total	202	131	.607	

Coaching History



Steve Robinson
69-86
(1997-2002)

Steve Robinson was named the sixth head coach in Florida State basketball history on July 1, 1997 and he made an immediate impact on the Semingale program. Robinson's first season at FSU saw the Tribe return to national prominence. Florida State went 18-14, earned an at-large bid to the NCAA Tournament and advanced to the tourney's second round. The Seminoles also reappeared in the *Associated Press* Top 25 with a peak at No. 13, finished as Preseason National Invitational Tournament runners-up and defeated defending national champion Arizona.

Year	W	L	Pct.
1997-98 Steve Robinson	18	14	.563
1998-99 Steve Robinson	13	17	.433
1999-00 Steve Robinson	12	17	.414
2000-01 Steve Robinson	9	21	.300
2001-02 Steve Robinson	12	17	.414
Total	69	86	.445

Overall Florida State Coaching Record

Years	W	L	Pct.
55	867	638	.579

FSU ALL-TIME MEN'S BASKETBALL ASSISTANT COACHES

Baxter, Jim	1996-97
Benjamin, Lee	1953-57
Bolton, Bill	1970-74
Branscum, Cleve	1967-69
Carlson, Tom	1986-97
Cautero, Vince	1988-92
Clendinen, Bill	1966-70
Cotten, Russell	1985-86
Crawford, Coleman	1997-02
Dewar, John	1963-64
Dotson, Bob	1978-80
Durham, Hugh	1959-66
Gay, Larry	1974-78
Giles, Stephen	2000-02
Gilmore, Frank	1978-82
Hands, Lorenzo	1994-95
Hunt, Michael	1986-88
Jackson, Tony	1982-84

Jaskulski, Mike

Joler, Jim 1956-59
Jones, John 1978-80

Jones, Stan

Juhlin, Tim 2002-Present
Kelly, Lake 1998-00

Kennedy, Wally 1963-64

Lawson, Al 1986-87

Long, Mike 1971-74

Long, Mike 1953-59

McHone, Morris 1970-78

Marsh, Donnie 1995-97

Miles, Bobby 1984-85

Morgan, Rex 1980-86

Petriccione, Rich 1986-89

Platt, Jim 1986-89

Pons, Jackie 1997-00

Powers, Fred 1982-86

Powless, John 1960-63

Sodec, John 1959-60

1976-78

Sheals, Tony

Welsh, Tim 2002-Present

Whitmer, Bob 1986-88

Wilkes, Rob 1952-53

Williams, Steve 2000-02

Williamson, Kenny 1980-86

Wingate, Matt 1989-94

Zimroth, David 1997-98

1986-96



Don Loucks
1947-48



J.K. "Bud" Kennedy
1948-66



Joe Williams
1978-86



Pat Kennedy
1986-97



Steve Robinson
1997-2002



Hugh Durham
1967-78

Basketball Letterman Club

(year indicates finish of season, i.e. 1996-97 is listed as 97)

A

Abraham, Ansley.....1974
 Adams, Arthur.....1949
 Aldridge, Archie.....1974



Randy Allen
1984-87

Allen, Herbert.....1976
 Allen, Randy.....1984, 85, 86, 87
 Anderson, Darnous.....1999, 00
 Anderson, David.....2000, 01, 02
 Anderson, Kris.....1977, 78, 79, 81
 Arnold, Granville.....1983, 84
 Arnold, Rodney.....1980, 81
 Arrington, Delvon.....1999, 00, 01, 02
 Artmeier, Richard.....1954, 55
 Ashworth, Rufus.....1960, 61, 62

B

Baker, Terrell.....1998, 99
 Barrow, Tim.....1968
 Barber, Pee Wee.....1986, 87



Dan Boltz
1958-59

Barnes, Joey.....1988, 89, 90
 Benjamin, Lee.....1949
 Bate, Don.....1958
 Benson, Rick.....1952, 53
 Biggs, Donald.....1966
 Bloodworth, John.....1966
 Boltz, Daniel.....1958, 59
 Boyd, Aubry.....1988, 89, 90, 91
 Bozeman, James.....1978, 79, 81
 Bracy, J. D.....2002
 Brennan, John.....1975
 Brodie, Mark.....1975
 Brower, Geoff.....1996, 97
 Brown, Murray.....1977, 78, 79, 80
 Brownyard, Dave.....1973, 74
 Bryant, Nick.....1994
 Bulser, Larry.....1964
 Burke, Dennis.....1973, 74
 Burst, Thomas.....1953
 Burt, John.....1969, 70, 71
 Bush, Ken.....1969
 Byrd, Carlton.....1974, 75, 76, 77

C

Cable, Randy.....1968, 69, 70
 Calkin, Jim.....1972
 Campbell, Rick.....1967



Sam Cassell
1992-93

Carroll, Derrick.....1993, 95
 Carter, Tony.....1985, 86, 87
 Cassell, Sam.....1992, 93
 Casteel, Robert.....1957, 58, 59, 60
 Chassee, Richard.....1974, 75
 Chatman, Ed.....1979
 Chlebek, Matt.....1998, 99, 00
 Choice, Raleigh.....1986, 87
 Clyde, Benny.....1973
 Cole, Otis.....1972, 73, 74
 Collins, James.....1994, 95, 96, 97
 Collinsworth, Greg.....1979, 80, 81
 Coogler, Faurest.....1961, 62, 63
 Copeland, Chad.....1990
 Cotton, Bill.....1961
 Cowens, Dave.....1968, 69, 70
 Cox, Jerry.....1978, 79, 80
 Crawford, Adrian.....1999, 00, 01
 Cummings, Monte.....2001, 02
 Cundy, Tom.....1952, 53, 54, 55
 Curry, Avery.....1995, 96

D

Danford, Richard.....1966, 67, 68
 Davis, Harry.....1975, 76, 77, 78
 Davis, Jack.....1960, 61, 62



Rodney Dobard
1990-93

Davis, LaRae.....1985, 87
 Dawson, Tony.....1988, 89
 Deas, Devonaire.....1997
 Deckle, Burt.....1958
 DePathy, Bob.....1968
 Dillard, Mickey.....1977, 78, 80, 81
 Dixon, Antwan.....1999, 00, 01, 02
 Dixon, Nigel.....2000, 01, 02
 Dobard, Rodney.....1990, 91, 92, 93
 Donald, Ray.....1992
 Doyle, Kenneth.....1967, 68
 Durham, Hugh.....1957, 58, 59

E

Eason, Michael.....1966
 Edney, Tim.....1961
 Edwards, Douglas.....1991, 92, 93
 Ek, Bob.....1962, 63
 Ellzy, Vernell.....1970, 71



Douglas Edwards
1991-93

F

Fairchild, Charles.....1965
 Farrar, Joe.....1984, 85
 Fedor, Dave.....1960, 61, 62
 Fischer, Louis.....1950, 51, 52
 Fitchett, Jerome.....1985, 86, 87, 88
 Forkey, Russell.....1966
 Fryer, Artie.....1972



Russ Forkey
1966

G

Garcia, Thomas.....1956, 57
 Garrett, Rowland.....1970, 71, 72
 Gay, Larry.....1971, 72, 73



Chuck Graham
1990-92, 94

Gies, Jan.....1968, 69, 70
 Gilmore, Oren.....1981, 81
 Gipson, Alton Lee.....1984, 85
 Giswold, Bill.....1963
 Glenn, Bill.....1966, 67
 Glover, Roy.....1970

Gonzalez, Pete.....1963, 64, 65
 Gordon, Duane.....1952, 53
 Grabuloff, David.....1994
 Grady, Greg.....1973, 74, 75, 76
 Graham, Chuck.....1990, 91, 92, 94
 Greer, LaMarr.....1995, 96, 97, 98
 Gregory, Stu.....1957
 Gruhl, Stephen.....1992
 Guckenberger, Buzz.....1955, 59

H

Hale, Ron.....1997, 98, 99, 00
 Hands, Lorenzo.....1989, 90, 91, 93
 Harris, Eugene.....1974, 75, 76, 77



Jeff Hogan
1967-69

Harris, Ron.....1970, 71, 72
 Harrison, John.....1974, 75
 Hartman, Bob.....1951
 Harvey, Trevor.....2002
 Haywood, Marcell.....2001, 02
 Hilaman, Sheldon.....1948
 Hogan, Jeff.....1967, 68, 69
 Huge, Cal.....1963
 Hunter, Tat.....1986, 87, 88, 89

J

Jackson, Randell.....1996, 97, 98
 Jackson, Tony.....1977, 78, 79, 80
 Jacoby, Leroy.....1956, 57, 58



Otis Johnson
1973

Johnson, Brad.....1988
 Johnson, Michael.....1982, 83, 84
 Johnson, Otis.....1973
 Joiner, Michael.....2001, 02

K

Karasek, Tony.....1986, 87
 Kerner, Jonathon.....1993, 94
 Kimrey, Lannie.....1969
 King, Ron.....1971, 72, 73
 Klay, Dale.....1969, 70
 Kuhl, Donnie.....1977, 78, 79, 81
 Krieg, Adam.....2002
 Kundid, Michael.....1976

Basketball Letterman Club

(year indicates finish of season, i.e. 1996-97 is listed as 97)



Ron King
1971-73

- L**
 Lanigan, Robert1947
 Leakey, Ken.....1964, 65, 66
 Leitch, Colin.....1966



Corey Louis
1995-98

- Litkeey, Jim1958, 59
 Long, Charlie1961, 62, 63
 Loucks, Donald1948
 Louis, Corey1995, 96, 97, 98
 Lovell, Bobby1963, 64, 65
 Lowery, Ryan2001, 02
 Luchman, Kirk.....1994, 95, 96, 97

- M**
 Mabry, Thomas1985, 86
 Macklin, Kenneth1969, 70
 Malmen, Ronald1965, 66



George McCloud
1986-89

- Mann, Hank.....1975, 78, 79
 Marsee, Bud1950, 51
 Martello, Vince.....1983, 84
 Martin, Terry1985
 Matchett, Scott.....1981
 Mateer, Craig1986, 87
 Mathews, Mike2001, 02
 Mathis, Emanuel1999, 00
 Mayes, Tharon.....1988, 89, 90
 McCloud, George.....1986, 87, 88, 89

- McComber, Darryl1969, 70
 McCrary, Benjamin.....1947
 McCrary, Lawrence.....1972, 73, 74
 Menacof, Nick.....1959
 Miles, Blake1990
 Miles, Bobby1982, 83, 84
 Miller, Ron1990, 91
 Mitchell, Derrick.....1988, 89
 Moran, Nate2001, 02
 Morison, Bruce1965, 66
 Morrison, Ian1967
 Mott, Justin1999, 00
 Mulligan, Kyle.....1995, 96, 97, 98
 Murphy, Brian1965, 66, 67
 Murray, Pete2001
 Myers, Derrick.....1991
 Myrick, Maurice1982, 83, 84, 85

- N**
 Nemergut, Ron1971
 Nettles, Ronald1949

- O**
 Oler, Jim.....1953, 54, 55, 56

- P**
 Parker, William1948
 Parks, Bobby1978, 79, 80, 81
 Patton, Wayne1955



William Peacock
1964-65

- Pavy, James1948
 Peacock, William1964, 65
 Pence, Robert.....1950, 51, 52, 53
 Perkins, Zach1973, 74, 75, 76
 Petty, Otto1971, 72, 73
 Phillip, Raphael1982, 83
 Phillips, William1966
 Pierre, Gibson1999
 Polite, Michael1988, 90, 91

- R**
 Reeves, Dale1963
 Reid, Andre1991, 92, 94, 95
 Reynolds, Carl.....1968, 69



Elvis Rolle
1980-81

- Richardson, Anthony.....2002
 Richardson, Jimtom.....1952
 Ricketts, Dale1961, 62, 63
 Richter, John1959
 Robinson, Maurice1993, 94
 Rogers, Peter1963, 64
 Rolle, Elvis1980, 81
 Ross, David.....1967, 68
 Royals, Reggle1971, 72, 73

- S**
 Salters, Jessie.....1991
 Samuel, Greg1971, 72
 Savage, Jim.....1959



Bob Sura
1992-95

- Schull, Gary1964, 65, 66
 Shabazz, Karim1998
 Shaffer, David1986
 Shaffer, Dean1984, 85
 Shepherd, Scott.....1993, 94, 95, 96
 Shirley, Jerry1963, 64, 65
 Simmons, James.....1974, 75
 Simmons, Oliver1998, 99, 00
 Smalls, Wayne1974, 75, 76, 77
 Smith, James.....1976, 77, 78
 Smith, Jerry1960, 61
 Sparks, Gentry1996
 Speights, David1982, 83, 84, 85
 Stewart, Darryle1966, 67, 68
 Stitt, Cyril1973, 74, 75
 Stolson, Galen1966
 Strom, Larry1957
 Sura, Bob1992, 93, 94, 95
 Swain, Ray.....1960, 61, 62

- T**
 Thomas, Irving1989, 90
 Thompson, David1976, 77, 78
 Thompson, Kerry1997, 98



Irv Thomas
1989-90

- Thompson, Ronald1998, 99
 Tinsley, Charlie1959
 Tookes, Pernell1979, 80, 81
 Towey, Jim1974, 75, 76, 77
 Trammell, Jeffrey1976

- Tucker, Rodney2000
 Twomey, Fred1957

- V**
 Vetica, Dave1977

- W**
 Waits, Robert1957
 Waleskowski, Adam2002
 Wallace, Jim.....1964



Charlie Ward
1991-94

- Ward, Bob1957
 Ward, Charlie.....1991, 92, 93, 94
 Warren, Larry1974, 75, 76
 Watson, Ronald1982, 83, 84
 Wells, Byron.....1989, 90, 92, 93
 Wernke, Ham1953, 54, 55
 Westhafer, Jerry1952, 53
 Westhafer, Joe1957
 White, David1988, 89, 90, 91
 Wiggins, Mitchell1982, 83
 Wilkes, Scott1982, 83
 Wilson, Andrew2001
 William, Tony1982, 83, 84
 Williams, Bob.....1956, 57
 Williams, Joseph1957, 58, 59
 Williams, Willie1969, 70
 Winter, Ross.....1963, 64
 Wold, Gary1953
 Wooden, Tim1995, 96
 Woodard, Wayne1975
 Wright, William1972
 Wyman, Jr., Orlando1948, 49, 50

- Y**
 Young, Ed.....1980, 81
 Young, Skip1969, 70, 71



Skip Young
1969-71

Florida State Award Winners

All-ACC Selections

1991-92 Sam Cassell (2nd Team)
Douglas Edwards (2nd Team)
1992-93 Sam Cassell (2nd Team)
Bob Sura (2nd Team)
Douglas Edwards (2nd Team)
1993-94 Bob Sura (1st Team)
1994-95 Bob Sura (2nd Team)
James Collins (3rd Team)
1995-96 James Collins (3rd Team)
1996-97 James Collins (2nd Team)
1998-99 Ron Hale (3rd Team)
1999-00 Ron Hale (3rd Team)
Damous Anderson (3rd Team)
2001-02 Delvon Arrington (HM)
Monte Cummings (HM)

ACC All-Rookie Team

1994-95 Corey Louis
2000-01 Michael Joiner
2001-02 Anthony Richardson (HM)

All-ACC Tournament

1991-92 Charlie Ward (2nd Team)

ACC Player of the Week

1991-92 Sam Cassell
1992-93 Sam Cassell
Bob Sura
1993-94 Bob Sura
1994-95 Bob Sura
1996-97 James Collins (2 Times)
1997-98 LaMarr Greer
1999-00 Damous Anderson
2001-02 Monte Cummings

ACC Rookie of the Week

1991-92 Bob Sura (3 Times)
1992-93 Derrick Carroll
Maurice Robinson
1993-94 James Collins
1994-95 Corey Louis
2000-01 Michael Joiner (2 Times)
2001-02 Anthony Richardson

All-ACC Academic

1991-92 Ron Miller
1992-93 Charlie Ward
1997-98 Kyle Mulligan
1998-99 Oliver Simmons
1999-00 Oliver Simmons
2000-01 David Anderson
2001-02 Michael Joiner
Anthony Richardson

Metro Conference Player of the Year

1988-89 George McCloud

Metro Conference Newcomer of the Year

1993-94 Alton Lee Gipson

Metro Conference Coach of the Year

1977-78 Hugh Durham

All-Metro Conference Selections

1976-77 David Thompson (2nd Team)
1977-78 Harry Davis (1st Team)
Mickey Dillard (2nd Team)
1978-79 Murray Brown (1st Team)
Tony Jackson (2nd Team)
1979-80 Murray Brown (1st Team)
1979-80 Mickey Dillard (1st Team)
1980-81 Mickey Dillard (2nd Team)
Elvis Rolle (2nd Team)

1981-82 Mitchell Wiggins (1st Team)
1982-83 Mitchell Wiggins (1st Team)
1983-84 Alton Lee Gipson (1st Team)
1984-85 Alton Lee Gipson (2nd Team)
Randy Allen (2nd Team)
1985-86 Randy Allen (2nd Team)
1986-87 Pee Wee Barber (1st Team)
1987-88 George McCloud (1st Team)
1988-89 George McCloud (1st Team)

All-Metro Conference Freshman Team


1981-82 David Speights
1983-84 Randy Allen
1987-88 Michael Polite

All-Metro Conference Tournament

1997-78 Eugene Harris
1978-79 Murray Brown
1979-80 Elvis Rolle
1983-84 Alton Lee Gipson
1984-85 Alton Lee Gipson
Dean Shaffer
1985-86 Pee Wee Barber
1987-88 George McCloud
1988-89 George McCloud

Metro Conference Tournament Outstanding Player


1984-85 Dean Shaffer



Brad Johnson (far left), who played football and basketball for the Seminoles, shot a career-high .891 from the free throw line during the 1988 season. He is ranked second all-time in school history for free throw percentage in a single season.

Irv Thomas (left), a two-year starter who averaged a career-high 16.7 points during the 1990 season, played in one NCAA Tournament with the Seminoles before enjoying a professional career with the Los Angeles Lakers.

Florida State's All-Americans



- **Dave Cowens**
- **All-America 1970**
- **6-9, Center**
- **Hometown: Newport, Ken.**
- **Played: 1968-70**

All-America second-team by *Converse* in 1970 ... considered to be the greatest player in school history ... averaged a career double-double of 18.9 points and 17.2 rebounds during his 78-game career as a member of the Florida State varsity from 1968-1970 ... led the Florida State to its first ever NCAA Tournament appearance during the 1968 season ... the Seminoles had a 19-8 record in 1968 ... owns most Seminole

rebounding records including rebounds in a season (456 in 1968) and rebounds in a career (1,340) ... 31 rebounds against Louisiana State is on Dec. 16, 1967 is the second highest single-game total in school history ... 20 or more rebounds a school-record six times during his career ... is one of only two players in school history to have recorded more than 1,000 career rebounds ... eighth in school history with 582 career field goals made ... ninth in school history with 315 career free throws made ... he was the fourth overall selection in the first round of the 1970 by Red Auerbach and the Boston Celtics ... averaged 17 points and 15 rebounds as a rookie and earned

NBA Rookie of the Year honors ... in 1973, he was named the All-Star and league Most Valuable Player ... played in seven NBA all-star games during his career ... helped lead the Celtics the NBA world championship in both 1974 and 1976 ... inducted into the NBA Hall of Fame in 1991 and soon after was named as one of the NBA's greatest 50 players ... currently the head coach of the Golden State Warriors (where he coaches former Seminole Bob Sura) ... as the head coach of the Charlotte Hornets in 1997 and 1998, he led them into the playoffs and won 60 percent of his games during those two seasons.

- **Ron King**
- **All-America 1972**
- **6-4, Forward**
- **Hometown: Louisville, Ken.**
- **Played: 1971-73**

All-America third-team by *The Sporting News* in 1972 ... ranks 17th in school history in scoring with 1,261 points ... named Most Valuable Player of the Mideast Regional as he led Florida State to the 1972 National Championship game ... holds two of the school's top 12 single season scoring marks ... 589 points in 1971 is the ninth highest single-season total while 573 points in 1972 is the 12th-highest ... scored 46 points against Georgia Southern on Feb. 11, 1971 ... made a single game school-record 21 field goals in setting the school record for points in a single game ... is tied

for 4th in school-history with a 19.6 career points per game average ... is No. 5 on the Florida State career scoring average list with a 22.7 mark during the 1971 season ... led the Seminoles with a 22.7 points per game scoring average during the 1970-71 season ... led the team in scoring with a 17.9 points per game scoring average during the 1971-72 season ... also led the team from the free throw line during his junior season with a 74.1 percent mark ... helped lead the Seminoles to the in-season tournament championships of the Civitan Classic, the Far West Classic and the Senior

Bowl tournament during the 1971-72 season ... Florida State won a school-record 27 games in 1972 as they advanced to the NCAA Championship game and King earned All-America honors ... Florida State fell, 81-76, to John Wooden and UCLA at Pauley Pavilion in the 1972 NCAA Championship game ... was a fourth-round selection of the Golden State Warriors in 1973 and played for the Kentucky Colonels during the 1973-74 season.



Seminoles in the Pros

ALL-TIME DRAFT SELECTIONS

- 1962 Dave Fedor (third, Philadelphia)
- 1966 Gary Schull (sixth, Cincinnati)
- 1970 Dave Cowens (first, #4 overall, Boston)
Willie Williams (third, Boston)
- 1971 Skip Young (seventh, Boston)
Vernell Ellzy (eighth, Phoenix)
- 1972 Rowland Garrett (fifth, Boston)
- 1973 Reggie Royals (fifth, Philadelphia)
Ron King (fourth, Golden State)
- 1974 Lawrence McCray (sixth, New Orleans)
Bennie Clyde (fifth, Boston)
- 1978 Harry Davis (second, Cleveland)
David Thompson (fifth, Buffalo)
- 1980 Murray Brown (fourth, Cleveland)
Tony Jackson (fourth, L.A. Lakers)
- 1981 Elvis Rolle (second, Los Angeles)
Mickey Dillard (third, Cleveland)
Kris Anderson (fourth, Milwaukee)
- 1983 Mitchell Wiggins (second, Indiana)
- 1984 Vince Martello (seventh, Detroit)
Tony William (seventh, Milwaukee)
- 1985 Dean Shaffer (fifth, Washington)
Alton Lee Gipson (seventh, Sacramento)
- 1986 David Shaffer (fourth, Portland)
- 1987 Pee Wee Barber (fourth, Portland)
- 1989 George McCloud (first, #7 overall, Indiana)
- 1993 Doug Edwards (first, #15 overall, Atlanta)
Sam Cassell (first, #24 overall, Houston)
- 1994 Charlie Ward (first, #26 overall, New York)
- 1995 Bob Sura (first, #17 overall, Cleveland)
- 1997 James Collins (second, Philadelphia)

SEMINOLES BY ROUND

Round	No.
First Round Picks	8
Second	2
Third	3
Fourth	6
Fifth	5
Sixth	2
Seventh	4
Eighth	1




James Collins



Irving Thomas



Doug Edwards



Randall Jackson



Tharon Mayes

SEMINOLES AS PRO COACHES

DAVE COWENS

- NBA Co-Rookie of the Year, 1970
- NBA Most Valuable Player, 1972
- NBA Basketball Hall of Fame
- NBA All-Time Team

Dave Cowens




FIRST ROUND DRAFT SELECTIONS

Player, Team	Year	Overall Selection
Dave Cowens, Boston	1970	4
Mitchell Wiggins, Indiana	1983	23
George McCloud, Indiana	1989	7
Doug Edwards, Atlanta	1993	15
Sam Cassell, Houston	1993	24
Charlie Ward, New York	1994	26
Bob Sura, Cleveland	1995	17

Year	Team	Record	Postseason
1978-79	Boston	27-41	None
1996-97	Charlotte	54-28	East Conference First Round
1997-98	Charlotte	51-31	East Conference Semifinals
1998-99	Charlotte	4-11	None
2000-01	Golden State	17-65	None
	Boston Totals	27-41	.397
	Charlotte Totals	109-70	.609
	Golden State Totals	17-65	.207
	NBA Totals	153-176	.465


Seminoles in the NBA



George McCloud



Charlie Ward



Sam Cassell



Bob Sura

All-Time Seminole NBA List

Florida State has 22 alumni that have played in the National Basketball Association or the American Basketball Association as of the conclusion of the 2002 season.

Randy Allen

Sacramento Kings (1989-90)

Sam Cassell

Houston Rockets (1993-96)

Phoenix Suns (1996)

Dallas Mavericks (1996-97)

New Jersey Nets (1997-99)

Milwaukee Bucks (1999-Present)

James Collins

Los Angeles Clippers (1997-98)

Dave Cowens

Boston Celtics (1970-80)

Milwaukee Bucks (1982-83)

Bennie Clyde

Boston Celtics (1974-75)

Harry Davis

Cleveland Cavaliers 1978-79)

San Antonio Spurs (1979-80)

Tony Dawson

Sacramento Kings (1990-91)

Boston Celtics (1995)

Mickey Dillard

Cleveland Cavaliers (1981-82)

Doug Edwards

Atlanta Hawks (1993-95)

Vancouver Grizzlies (1995-98)

Dave Fedor

San Francisco Warriors (1962-63)

Rowland Garrett

Chicago Bulls (1972-75)

Cleveland Cavaliers (1975-76)

Milwaukee Bucks (1976-77)

Tony Jackson

Los Angeles Lakers (1980-81)

Randell Jackson

Washington Wizards (1999-00)

Ron King

Kentucky Colonels (1973-74)

Tharon Mays

Philadelphia 76'ers (1991-92)

Los Angeles Clippers (1992)

George McCloud

Indiana Pacers (1989-93)

Dallas Mavericks (1994-97)

New Jersey Nets (1997)

Los Angeles Lakers (1997)

Phoenix Suns (1997-99)

Denver Nuggets (1999-Present)

Reggie Royals

San Diego Clippers (1974-75)

Bob Sura

Cleveland Cavaliers (1995-99)

Golden State Warriors (2000-

Present)

Irv Thomas

Los Angeles Lakers (1990-91)

Charlie Ward

New York Knicks (1994-Present)

Mitchell Wiggins

Chicago Bulls (1983-84)


Houston Rockets (1984-87, 1989-90)

Philadelphia 76'ers (1991-92)

Willie Williams

Boston Celtics (1970-71)

Cincinnati Royals (1970-71)



2002-2003 FLORIDA STATE BASKETBALL SCHEDULE

Date	Opponent	Location	Time	Date	Opponent	Location	Time
November				18	* NC State	Tallahassee, Fla.	8:00 p.m.
10	+ Team Nike	Tallahassee, Fla.	4:00 p.m.	21	* Clemson	Tallahassee, Fla.	7:00 p.m.
17	+ EA Sports All-Stars	Tallahassee, Fla.	4:00 p.m.	26	* at Wake Forest	Winston-Salem, N.C.	1:00 p.m.
24	Savannah State	Tallahassee, Fla.	1:00 p.m.	29	* at Virginia	Charlottesville, Va.	7:00 p.m.
27	Mercer	Tallahassee, Fla.	7:00 p.m.	February			
December				2	* Duke	Tallahassee, Fla.	8:00 p.m.
2	\$ Iowa	Tallahassee, Fla.	9:00 p.m.	8	* at North Carolina	Chapel Hill, N.C.	1:00 p.m.
6	Florida	Tallahassee, Fla.	7:00 p.m.	12	* Maryland	Tallahassee, Fla.	9:00 p.m.
8	Miami	Tallahassee, Fla.	2:00 p.m.	15	* Georgia Tech	Tallahassee, Fla.	Noon
15	Birm. Southern	Tallahassee, Fla.	2:00 p.m.	18	* at NC State	Raleigh, N.C.	7:00 p.m.
18	Stetson	Tallahassee, Fla.	6:00 p.m.	22	* at Clemson	Clemson, S.C.	Noon
22	* North Carolina	Tallahassee, Fla.	8:00 p.m.	26	* Wake Forest	Tallahassee, Fla.	9:00 p.m.
28-30	at Univ. Arizona Tournament			March			
28	vs. Boston University	Tucson, Ariz.	6:45 p.m.	1	* Virginia	Tallahassee, Fla.	Noon
30	vs. Arizona/Davidson	Tucson, Ariz.	TBA	6	* at Duke	Durham, N.C.	7:30 p.m.
January				13-16	^ at ACC Tournament	Greensboro, N.C.	TBA
4	at Virginia Tech	Blacksburg, Va.	4:30 p.m.	+ Exhibition game			
6	Texas A&M CC	Tallahassee, Fla.	7:00 p.m.	\$ ACC/Big Ten Challenge at Tallahassee, Fla.			
11	* at Maryland	College Park, Md.	1:30 p.m.	* ACC Game			
14	* at Georgia Tech	Atlanta, Ga.	9:00 p.m.	^ ACC Tournament at Greensboro, N.C.			