

# Review

2002-03

A Look Back at the 2002-03 Season





# Step One: Most Improved

**Taking a Big First Step in Rebuilding, Florida State Finishes the 2002-03 Season as One of the Nation's Most Improved Teams.**

## **Seminoles Finish 2002-03 Among ACC and National Leaders in Several Categories**

**SEMINOLES LEAD THE ATLANTIC COAST CONFERENCE IN SCORING DEFENSE.** Florida State led the ACC in scoring defense with a stingy 66.6 points per game allowed. The Seminoles finished ahead of Maryland by one-tenth of a point as the Terps allowed 66.7 points per game. It marks the first time the Seminoles have led the ACC in a statistical category since the 1994-95 season when they led the league in blocked shots and is the fourth time the Seminoles have led the ACC in a statistical category.

### **Florida State Leading The ACC**

Year	Category	Mark	Notes
2003	Scoring Defense	66.6	Lowest scoring defense mark since the 1950-51 season
1995	Blocked Shots	6.2	Corey Louis ranked 20th nationally in blocked shots
1993	Blocked Shots	6.0	Seminoles advanced to NCAA Tournament Elite 8
1992	Steals	9.4	Florida State finishes 2nd in first year in ACC

The Seminoles' 66.6 points allowed marked the fewest points allowed in a single season by a

Seminole men's basketball team since the 1963-64 season when the Seminoles held their opponents to a scant 65.6 points per game.

**SEMINOLES FINISH SECOND IN ACC IN FIELD GOAL PERCENTAGE DEFENSE.** Florida State finished second in the ACC and seventh in the nation in field goal percentage defense with a .391 mark. The 2002-03 Seminoles became the first Florida State team to hold its opponents under .400 shooting from the field since the 1956-57 season when J.K. "Bud" Kennedy's ninth team held its opponents to .396 shooting from the field. During the last 44 years, the Seminoles' opponents have shot above .400 each season, included at or above .500 percent four times. Seminole head coach Leonard Hamilton led Miami to the nation's No. 1 ranking in field goal percentage defense during the 1998 season. The Seminoles have been ranked in the nation's top 10 throughout the season and were the nation's toughest team to shoot against during the first four weeks of the season. During the Seminoles 16-game ACC season, they held six of the eight ACC teams below their season field goal percentage average. Only NC

State and Clemson shot above their season average against the Seminoles' defense.

### **Seminoles' ACC Field Goal Percentage Defense Rankings**

Year	Rank	Mark	Year	Rank	Mark
1992	5th	.446	1998	2nd	.407
1993	8th	.450	1999	9th	.461
1994	8th	.435	2000	8th	.427
1995	5th	.438	2001	8th	.453
1996	7th	.442	2002	4th	.441
1997	2nd	.400	2003	2nd	.391

**SEMINOLES PLAY ONE OF THE NATION'S TOUGHEST SCHEDULES.** Florida State played the nation's 35th toughest schedule according to the College Basketball News Service. The Seminoles played the third toughest schedule in the ACC (behind only North Carolina and Duke) and played a tougher schedule than Wake Forest (regular season ACC champions), Florida (no. 2 in the south region of the NCAA Tournament) and Maryland (NCAA Sweet 16 appearance). The Seminoles also had three wins over teams in the top 75 in the RPI ranking of all of the nation's Division I teams.


**SEMINOLES' STEALING.** With All-ACC second-team selection Tim Pickett leading the way, Florida State averaged 9.4 steals per game in 2003. The Seminoles' per game average ranked

16th in the nation and second in the ACC. It was also one for the Seminole record book as the 9.4 steals per game average ranks second in school history. The school record is 9.5 steals per game.

#### Top Steals Seasons In Seminole History

Rank/Season	Steals	Steals/Game	Notes
1. 1977-78	276	9.5	Tony Jackson leads team with 2.5 spg
2. 2002-03	273	9.4	Tim Pickett leads team with 2.8 spg
3. 1992-93	322	9.2	Sam Cassell leads team with 2.7 spg
4. 1991-92	290	9.1	Charlie Ward leads team with 2.3 spg

*As a team, Florida State played more solid basketball, improving their stats in numerous categories. The overall trend indicated a program now headed in the right direction.*



## Seminole Standout Tim Pickett Garners Multiple ACC Honors in 2002-03.

**PICKETT EARNS ALL-ACC SECOND-TEAM HONORS.** Junior guard Tim Pickett earned All-ACC second-team honors as named by the Atlantic Coast Sports Media Association. It marked the first honor of its kind for Pickett who was playing his first season in the ACC as a member of the Seminoles. Pickett finished the 2002-03 season as the league leader in steals (2.83 spg) and was second in 3-point field goals made per game (2.90 3FGM/Game) as well as ranking in the top 15 in six other conference statistical categories. Pickett became the first Florida State player to earn All-ACC honors (above honorable mention) since the 1999-00 season when Ron Hale and Damous Anderson earned All-ACC third team honors. Pickett is the second Seminole junior college player in two years to earn All-ACC honors. Guard Monte Cummings earned All-ACC honorable mention honors last season. Sam Cassell, another junior college transfer to star for the Seminoles, earned All-ACC second-team honors in 1992 and 1993.

**PICKETT NAMED TO ACC ALL-DEFENSIVE TEAM.** Junior Tim Pickett was named to the ACC All-Defensive team by both the Atlantic Coast Sports Media Association and the Fan's Guide to ACC Basketball. Pickett, who finished the season with 82 steals, became the first Seminole to lead the league in steals since Charlie Ward in 1993. Pickett also became the first non-Duke or Maryland player to lead the league in steals since Ward in 1993. Pickett, Ward and Sam Cassell (in 1992) are the only three Florida State players to lead the league in steals

since the Seminoles entered the league in 1992.

**PICKETT LEADS ACC IN STEALS.** Tim Pickett, an All-ACC second-team selection, led the ACC with a 2.8 steals per game average. He recorded 82 steals – a total that ranks as the second highest single season total in school history. Pickett became only the fourth Seminole to lead the ACC in a statistical category since Florida State joined the ACC to begin the 1991-92 season.

#### Seminole Leading The ACC

Year	Player	Category	Mark	Notes
2003	Tim Pickett	Steals	2.8	82 steals/2nd highest total in school history
1994	Bob Sura	Scoring	21.2	10th highest scoring total in school history
1993	Sam Cassell	Steals	2.8	97 steals/Highest total in school history
1992	Charlie Ward	Steals	2.7	75 steals/4th highest total in school history

“Florida State, in Leonard Hamilton's second season as coach, has the most potential to move up quickly (in the ACC). The lineup of Anthony Richardson, Michael Joiner, Tim Pickett, Todd Galloway and Nate Johnson appears set. The Seminoles will be quicker and better organized.”

– Caulton Tudor • Raleigh News and Observer

**TIM PICKETT NAMED TO ACC ALL-DEFENSIVE TEAM.** Tim Pickett became only the second player in the Seminole men's basketball history to be named to the All-ACC defensive team this past season. Pickett, who led the ACC in steals with 82, joined Terrell Baker in 1999 as the only two Seminoles voted among the conference's top defenders in a season.

#### 2003 ACC All-Defensive Team

Player	Team
Tim Pickett	Florida State
Josh Howard	Wake Forest
Dahntay Jones	Duke
Steve Blake	Maryland
Chris Bosh	Georgia Tech

#### Seminole's Overall Improvement

Category	02-03	01-02	Notes
3-Field Goals Made	186	169	Seminole averaged 6.4 in 2002-03 / 5.8 in 2001-02
Assists	404	382	Seminole averaged 13.9 in 2002-03 / 13.2 in 2001-02
Blocks	130	102	Seminole averaged 4.5 in 2002-03 / 2.5 in 2001-02
Steals	273	222	Seminole averaged 9.4 in 2002-03 / 7.6 in 2001-02
Field Goal % Defense	.391	.441	Seminole held 18 opponents under 40 pct. from field
TO Forced	473	426	Seminole forced 16.3 in 2002-03 / 14.7 in 2001-02
Steals Allowed	200	247	Seminole allowed 6.9 in 2002-03 / 8.5 in 2002-03



Throughout the season, Nate Johnson developed into the point guard Leonard Hamilton was looking for to lead the Seminoles into the 2003-04 season on a confident note.

## Seminole's Performance Shows Effects Of Leonard Hamilton's Rebuilding Efforts

**COMPARING THE 2002-03 SEASON TO THE 2001-02 SEASON.** In addition to earning more wins during the 2002-03 season (14) than they had during the 2001-02 season (12), the Seminoles were much improved in most of their statistical categories. The Seminoles were arguably the most improved team in the ACC during the 2002-03 season.

**SEMINOLE FREE THROW SHOOTING MOVING UP IN THE ACC STATISTICS.** Junior Tim Pickett finished second in the ACC in free throw shooting (.865) and sophomore Anthony Richardson finished eighth in the same category in the league statistics (.788). Florida State was one of only three teams to place multiple players among the league's top 10 in free throw shooting. It also marked the first time since the 1997-98 season and only the third time in school history that two Seminoles have finished in the top 10 in the ACC in free throw shooting.

**FLORIDA STATE'S IMPROVED FREE THROW SHOOTING.** Florida State finished sixth in the ACC in free throw shooting percentage with a .672 mark

during the 2002-03 season. It marked the first time the Seminoles had finished above seventh in the ACC statistics in free throw shooting percentage since the 1992-93 season. Florida State finished fifth in the ACC during the 1992-93 season and sixth during the 1991-92 season. The Seminoles' .672 mark from the free throw line was their highest since the 1999-00 season (a span of four years) when Florida State shot .684 from the line and the third highest mark since joining the ACC to begin the 1991-92 season.

### Seminole's From The Line

Season	FTM	FTA	Pct.	ACC Ranking
2002-03	352	524	.672	Sixth in the ACC
2001-02	395	602	.656	Eighth in the ACC
2000-01	453	675	.671	Eighth in the ACC
1999-00	387	566	.684	Eighth in the ACC
1998-99	410	621	.660	Seventh in the ACC
1997-98	486	731	.665	Seventh in the ACC
1996-97	421	656	.642	Ninth in the ACC
1995-96	404	620	.652	Ninth in the ACC
1994-95	326	486	.671	Eighth in the ACC
1993-94	392	598	.656	Seventh in the ACC
1992-93	543	807	.673	Fifth in the ACC
1991-92	487	734	.664	Sixth in the ACC

# CLIPS

“What Leonard Hamilton has done with Florida State so far is nothing short of remarkable. He has turned the Seminoles into a 9-3 team with credible victories over Iowa and Miami. Considering how he revitalized Oklahoma State in the late 1980s and established tradition at Miami in the 1990s, it should really come as no surprise. Hamilton's no-nonsense personality and his team's defensive style have branded an identity in Tallahassee. And more help is definitely on the way. They've signed two top junior college players, 6-6 slasher Antonio Griffin and 6-10 center Diego Romero, to beef up the frontline. But the recruiting class gem comes from 6-5 Von Wafer, a late-blooming wing from Louisiana who has emerged as one of the nation's top 10 players.”

— Pete Thamel • ESPN.com

“Individually, junior guard Tim Pickett has emerged as an All-ACC candidate largely on the strength of his defense. With 3.83 steals per game, Pickett leads the league in that category and is third in the nation. He's also scoring at a 16.7 ppg clip.”

— USA Today Sports, on Florida State Basketball

“The basketball gods were smiling on us when Tim Pickett saw we needed him more than South Carolina did.”

— Leonard Hamilton • Head Coach, Florida State University

“The Seminoles' only loss was a one-point defeat to Florida. In the meanwhile, Florida State has beaten Iowa and crushed Miami. The source of the early success? The Seminoles are playing tremendous defense, holding Miami and Florida under 60 points and their first five foes to an average of 54.6 points – fifth-best in the country. The architect of this defensive attitude is Leonard Hamilton and he can thank some of the success to the steal he got when Tim Pickett signed late in the season. Pickett is leading the Seminoles in scoring (16.2 ppg) and is second on the team in assists (5.4 apg). Combine all this and Florida State becomes a tough out for anyone in the ACC, especially on its home court. Expect Hamilton to make the Seminoles a top-five team in the ACC soon. If not this season, then definitely next.”

— Andy Katz • ESPN.com

“Leonard Hamilton ought to be given the key to the city – he's done a great job.”

— Ronnie Arrow • Head Coach, Texas A&M-Corpus Christi

## 2002-2003 FLORIDA STATE RESULTS

11/24	Savannah State	W, 79-46
11/27	Mercer	W, 83-47
12/2	Iowa <sup>1</sup>	W, 80-67
12/6	Florida	L, 57-58
12/8	Miami	W, 72-55
12/15	Birm. Southern	W, 56-47
12/18	Stetson	W, 93-76
12/22	North Carolina *	L, 48-69
12/28	vs. Boston Univ. <sup>2</sup>	L, 69-84
12/30	vs. Davidson <sup>2</sup>	W, 82-66
1/4	at Virginia Tech	W, 76-69
1/6	Texas A&M CC	W, 72-56
1/11	at Maryland *	L, 62-89
1/14	at Georgia Tech *	L, 74-81
1/18	NC State *	L, 63-70
1/21	Clemson *	W, 60-59
1/26	at Wake Forest *	L, 60-71
1/29	at Virginia *	L, 72-85
2/2	Duke *	W, 75-70
2/8	at North Carolina *	L, 60-61
2/12	Maryland *	L, 72-74
2/15	Georgia Tech *	W, 71-64
2/18	at NC State *	L, 60-71
2/22	at Clemson *	L, 60-74
2/26	Wake Forest *	L, 56-60
3/1	Virginia *	W, 74-59
3/6	at Duke **	L, 56-72
3/13	Clemson **	W, 72-61
3/14	Wake Forest **	L, 61-69

\* ACC Game

\*\* ACC Tournament at Greensboro, N.C.

<sup>1</sup> ACC/Big Ten Challenge at Tallahassee, Fla.<sup>2</sup> Fiesta Bowl Classic Honoring Bobbi Olson

## FINAL 2002-03 ACC STANDINGS

Team	ACC			Overall		
	W	L	Pct.	W	L	Pct.
W. Forest	13	3	.813	25	6	.806
Maryland	11	5	.688	21	10	.677
Duke	11	5	.688	26	7	.813
NC State	9	7	.563	18	13	.581
Ga. Tech	7	9	.438	16	15	.516
Virginia	6	10	.375	16	16	.500
N. Carolina	6	10	.375	19	16	.543
Clemson	5	11	.313	15	13	.536
Fla. State	4	12	.250	14	15	.483

## LEONARD HAMILTON'S CAREER RECORD

School	W	L	Pct.	Years
Career	214	225	.487	1987-00
at Okla. State	56	63	.471	1987-90
at Miami	144	147	.495	1991-00
at Florida St.	14	15	.483	2002-Pr.

## SEMINOLES TIE SCHOOL RECORD FOR PERFECTION IN ACC TOURNAMENT.

Florida State tied a school record as it was perfect from the free throw line (11-of-11) against Wake Forest in the quarterfinal round of the ACC Tournament. It marked the second time the Seminoles had not missed a free throw in a single game during the 2002-03 season. Florida State was a perfect five-of-five from the line against North Carolina Feb. 8 in Chapel Hill. The Seminoles closed the season well from the line as they shot .829 (24-of-29) in two games during the ACC Tournament.

## Seminoles' Top Free Throw Shooting Games

FT Pct.	FTM-A	Opponent	Date	Notes
1.000	11-11	Wake	Mar. 14	Richardson (6-6), Harvey (5-5)
1.000	5-5	N. Carolina	Feb. 8	Richardson (3-3), Joiner (2-2)
.929	13-14	Ga. Tech	Feb. 15	Richardson(10-10), Joiner (3-4)
.917	11-12	Va. Tech	Jan. 4	Pickett (5-5), Richardson (2-2)

## COMPARING HAMILTON'S FIRST SEASONS.

Head coach Leonard Hamilton and the Seminoles' outstanding coaching staff led Florida State to 14 wins during the 2002-03 season, an improvement of two more wins from the 2001-02 season and five from the 2000-01 sea-


son in Tallahassee. It marked the most wins by a Hamilton-coached team in his first year at his first three coaching stops. Hamilton's first Oklahoma State team won eight games and his first Miami team won nine. Hamilton and the Seminoles nearly reached the .500 mark with a 14-15 record during the 2002-03 season. He had a combined 17-39 record for a 30.4 winning percentage in his initial seasons at Oklahoma State and Miami.

## HAMILTON AND THE SEMINOLES IN THE NATIONAL RANKINGS.

Head coach Leonard Hamilton led the Seminoles into the national statistical rankings as Florida State ranked seventh nationally in field goal percentage defense. It marked the fifth consecutive season a Hamilton-coached team ranked nationally in field goal percentage defense. Hamilton's 1997-98 Miami team ranked first in the nation in the category.

## HAMILTON AGAINST RANKED TEAMS.

Seminole head coach Leonard Hamilton defeated a ranked team for the 20th time during his head-coaching career when he led the Seminoles past No. 5-ranked Duke in the Civic Center Feb. 2. It was the third time during his career he has led one of his teams past a top-five nationally ranked team.



Mike Mathews' 22 blocked shots were part of a vastly improved Seminole defense that allowed the fewest average points per game in the ACC in 2002-03.

## Performances Of Individual Seminoles Contribute To An Encouraging Year

**PICKETT AMONG THE NATIONAL STEALS LEADERS.** Junior All-ACC second-team selection Tim Pickett finished the 2002-03 season tied for fourth among all Division I players with 82 steals and tied for fifth with a 2.83 steals per game average.

### 2002-03 NCAA Division I Steals Leaders

Rank/Player	School	Games	Steals	SPG
1. Alexis McMillan	Stetson	22	87	3.95
2. Eric Bush	UAB	31	97	3.13
3. Marcus Banks	UNLV	31	88	2.84
4. Tim Pickett	Florida St.	29	82	2.83
Zakee Waddood	E. Tenn. St.	27	82	3.03
Robert Collum	W. Mich.	29	82	2.83
7. Marcus Hatten	St. John's	29	80	2.76

**PICKETT NAMED TO 2002-03 ALL-JUCO TRANSFER TEAM.** Junior All-ACC second-team selection Tim Pickett was named to the 21-player All-Junior College Transfer Team by CollegeHoopsInsider.com. A panel of Division I coaches and the editors of CollegeHoopsInsider.com selected the team that consists of players from 12 different conferences.

**PICKETT FROM THE FREE THROW LINE.** Junior All-ACC second-team selection Tim Pickett ranked second in the ACC in free throw shooting percentage with a career-high .865 mark during the 2002-03 season. He was perfect from the free throw line in 11 games during the season. He began his Seminole career as he made his first four free throw attempts and 17 of his first 19 (.895) in his first six games. In ACC play, he made the first 11 free throw attempts of his conference career. Pickett tied the school record for perfection from the free throw line in an ACC game with an eight-for-eight performance against Virginia in Tallahassee on March 1 as he became just the fifth player to be perfect from the free throw line on eight or more free throws in an ACC game in school history. He enjoyed four streaks of 10 or more consecutive made free throws during the season with his season and career-high streak of 16 consecutive free throws made from Feb. 22 through March 6. Pickett made 40 of 44 free throws in ACC play (.909) and never missed more than one free throw in any single ACC game.

**TIM PICKETT'S ACC RANKINGS.** Junior All-ACC second-team selection Tim Pickett finished the 2002-03 season ranked among the ACC's top 15 in eight different categories. He led the ACC in steals (2.8 spg) and ranked second in 3-point shots made per game, second in free throw shooting percentage, sixth in scoring, sixth in defensive rebounds, 11th in 3-point field goal shooting percentage, 12th in rebounding and 12th in field goal shooting percentage.

### Pickett Among The ACC Leaders

Category	ACC Rank	Statistic
Steals	1st	2.8 spg
3FG Made	2nd	2.90 pg
Free Throw Pct.	2nd	.865
Scoring	6th	17.1
Def. Rebounds	6th	4.6
3 FG Pct.	11th	.324
Rebounds	12th	5.7
FG Pct.	12th	.382

**PICKETT TIES SCHOOL RECORD AGAINST VIRGINIA.** Junior All-ACC second-team selection Tim Pickett made a school-record tying six 3-point shots against Virginia in the Seminoles' March 1 victory over the Cavaliers. He tied the record for 3-point shots made in a conference game by a Florida State player. It marked the second time this season Pickett has made six 3-point shots in an ACC game (both against Virginia). Pickett joined two-time All-ACC selection Sam Cassell as the only Seminole players to make at least six 3-point shots in multiple games during their Florida State careers.

### Most 3-Point Shots Made In An ACC Game By A Florida State Player

Rank	Player	Opponent	Date	3FGM
T1.	Tim Pickett	Virginia	3/1/03	6
	Tim Pickett	at Virginia	1/29/03	6
	Sam Cassell	at Clemson	1/20/93	6
	Sam Cassell	vs. Ga. Tech	2/15/92	6
	Sam Cassell	at Wake	1/11/92	6

### TIM PICKETT IN THE SEMINOLE RECORD BOOK DURING THE 2002-03 SEASON...

...Junior All-ACC second-team selection Tim Pickett made 84 3-point field goals. His total is the second highest single season total in school history.  
...Junior All-ACC second-team selection Tim Pickett had 82 steals. His total is the second highest single season total in school history.

...Junior All-ACC second-team selection Tim Pickett attempted 259 3-point field goals. His total is the second highest single season total in school history. The school record for 3-point shots attempted in a single season is 262 by George McCloud during the 1988-89 season.  
...Junior All-ACC second-team selection Tim Pickett shot .865 from the free throw line. His shooting percentage ranked as the third highest single season percentage in school history.

### PICKETT AS FLORIDA STATE SCORING, REBOUNDING AND STEALS LEADER.

Junior All-ACC candidate Tim Pickett became only the second player in school history to lead the Seminoles in scoring (17.1 ppg), rebounding (5.7 rpg) and steals (2.8 spg) in the same season.

### Winning The Seminole Triple Crown

Player/Year	Avg. Pts.	Avg. Rebounds	Avg. Steals	Notes
Tim Pickett, '03	17.1	5.7	2.8	All-ACC second team
Bob Sura, '94	21.1	7.9	2.4	All-ACC first team

### RICHARDSON ENJOYS HIS

**BEST SEASON.** Sophomore forward Anthony Richardson enjoyed the best season of his two-year career in 2003. He averaged a career-high 12.4 points per game (to rank 17th in the ACC) and pulled down a career-high 5.3 rebounds per game (to rank 11th in the ACC).

### Richardson By The Numbers


Category	02-03	01-02	Improvement
Minutes/Game	29.0	17.6	+11.4
Points/Game	12.4	7/2	+5.2
Rebounds/Game	5.3	3.6	+1.7
Steals/Game	1.2	0.8	+0.4
Blocks/Game	1.1	0.5	+0.6
FG Pct.	.470	.332	+138%
FT Pct.	.788	.644	+144%

### RICHARDSON AMONG THE SEMINOLES' TEAM LEADERS.


Seminole sophomore Anthony Richardson enjoyed the best season of his two-year career in 2002-03. He ranked in the top five of eight different team statistical categories during the 2002-03 season as he ranked first in free throws made (82) and attempted (104), second in scoring (12.4 ppg), second in rebounds (5.3) and second in free throw percentage (.788).

### RICHARDSON AMONG THE ACC LEADERS.

Seminole sophomore Anthony Richardson ranked in the ACC's top 20 in five different categories this past season. He finished eighth in free throw



Walk-on Marcell Haywood finished out a three-year college career with the Seminoles in 2002-03.



Anthony Richardson finished his sophomore season ranked among the ACC leaders in five different statistical categories.

Todd Galloway led the Seminoles in assists during the 2002-03 season.



shooting percentage (.788), tenth in blocked shots (1.1 bpg), 12th in offensive rebounds (2.0 orpg), 16th in rebounding (5.3 rpg) and 17th in scoring (12.4 ppg). Richardson was one of only four players in the ACC to finish in the conference's top 20 in those five categories. He was joined by only Josh Howard of Wake Forest and Julius Hodge of NC State who both earned All-ACC first team honors and Josh Powell of NC State who recently became an early entry candidate for the upcoming NBA Draft.

**RICHARDSON FROM THE FREE THROW LINE.** Seminole sophomore Anthony Richardson tied a school record for free throw shooting perfection against Georgia Tech in Atlanta this past season as he made 10 free throws in 10 attempts against the Yellow Jackets. He became only the eighth Seminole in ACC history to make at least 10 free throws in a game and only the seventh Seminole to be perfect on at least eight free throws in a single game.

**RICHARDSON NEARLY DOUBLES HIS SCORING AVERAGE.** Seminole sophomore Richardson ranked second on the team during the 2002-03 season with a 12.7 points per game average as he nearly doubled his scoring average from his freshman season (7.2). He averaged in double figures against eight of the nine ACC teams including a 19.0 scor-

ing average against Georgia Tech. Richardson scored his career high of 20 points against Georgia Tech in Atlanta in January.

#### Richardson's Scoring Averages Against ACC Teams

Team	02-03	01-02	Improvement
Clemson	13.0	5.7	+7.3
Duke	14.5	6.0	+8.5
Georgia Tech	19.0	2.5	+16.5
Maryland	11.5	7.3	+4.2
North Carolina	14.5	2.0	+12.5
NC State	11.5	12.5	-1.0
Virginia	13.0	5.0	+8.0
Wake Forest	9.3	9.5	-0.2

#### RICHARDSON AMONG ACC FREE THROW LEADERS.

Seminole sophomore Anthony Richardson finished eighth in the ACC with a career-high .788 free throw percentage. He improved his free throw shooting by more than 14 percentage points (.788-.644) as he made 44 more free throws and attempted 45 more free throws as a sophomore as compared to his freshman season. Richardson finished second on the team in free throw shooting percentage this season as compared to an eighth place finish as a freshman.

#### RICHARDSON BECOMES A BLOCKING FORCE.

Seminole sophomore Anthony Richardson finished 10th in the ACC in blocked shots with a 1.1 blocks per game average. He finished the season with a single season career-high 34 blocked shots and had more blocks through the first 16 games of the season (17) than he had during his entire freshman season (15). In addition, he had multiple blocks in nine different games – more than twice as many as during his freshman season (four). Richardson was a sky-walker against Georgia Tech when the Seminoles defeated the Yellow Jackets in Tallahassee (Feb. 15) this past season with a career-high five blocked shots. Four of his rejections came during a two-minute and 50-second span early in the first half as Georgia Tech threatened to blow the game open. They didn't and Florida State rallied to win the game, 71-64.

#### JOINER ON WAY TO 1,000-POINT/500-REBOUND CLUB.

Junior forward Michael Joiner has scored 742 points (he needs 258 for 1,000) and has pulled down 429 rebounds (he needs 71 for 500) during his 87-game career. He is on pace to join the Seminoles' 1,000-point/500-rebound club during his final season in a Seminole uniform.

**JOINER FROM THE 3-POINT ARC.** Junior forward Michael Joiner made 25 3-point field goals to mark the second time during his career he had made at least 25 3-point field goals in a single season. He shot a near career-high .385 from the arc during the 2002-03 season and is among the all-time Seminole leaders from long range. He has made 70 3-point shots and is shooting .368 from the line for his 87-game career. Joiner's .368 3-point field goal shooting percentage for his career currently ranks him seventh in school history.

#### Joiner From Long Range

Season	3FGM	3FGA	Pct.	Notes
2002-03	25	65	.385	Second highest single season 3FGM total
2001-02	31	77	.403	31 3FGM is single season career high
2000-01	14	48	.292	Named to ACC All-Freshman team
Totals	70	190	.368	Needs 6 3FGM to join FSU All-time top 15

#### JOINER AN ALL-AROUND SEMINOLE

**PLAYER.** Junior Michael Joiner averaged a near-career high 8.7 points per game (career high is 9.3 ppg during his freshman season), 4.1 rebounds, a career-high 1.9 assists per game, a career-high 1.4 steals per game, shot a career-high .485 from the field and a near career-high .385 from the 3-point arc. He started 22 games (to bring his career total of 75) and has missed only one game since his arrival in Tallahassee as a freshman.

#### Joiner's Team Ranks

Category	Statistic	Team Rank	Notes
3Field Goal %	.385	2nd	Second highest season percentage / .416 for career
Steals	1.4	2nd	Career-high 40 steals / 97 for his career
Scoring	8.5 ppg	3rd	Second highest career average / 8.5 for career
Field Goal %	.485	3rd	Career-high percentage / .416 for career
Rebounding	4.1	4th	Third highest season average / 4.9 for career
Assists	1.9	4th	Career-high 54 assists / 136 for career

#### GALLOWAY ENJOYS IMPRESSIVE FRESHMAN SEASON.


Freshman point guard Todd Galloway enjoyed one of the more impressive freshman seasons in Seminole men's basketball history and is one of the team's top returning players



# 'Head of the snake'

## Confident Pickett becomes target of ACC foes' defenses

BY LUCIANA CHAVEZ  
STAFF WRITER



Tim Pickett, who leads Florida State in scoring, rebounds and steals, will face N.C. State tonight at the RBC Center.

after starting only one game during the 2002-03 season. He led the Seminoles and finished 10th in the ACC in assists with a 3.3 assists per game average. He became only the third freshman in school history to lead Florida State in assists. Galloway is joined by only Delvon Arrington in 1999 and Tony William in 1982 as first-year players who led the Seminoles in assists.

### Seminole Freshman Assist Leaders

Year	Player	Assists	APG Notes
2002-03	Todd Galloway	97	3.3 Ranked 10th in the ACC
1998-99	Delvon Arrington	181	6.0 Ranked 3rd in the ACC and 17th in the nation
1981-82	Tony William	111	4.0 Led FSU in assists three times

### GALLOWAY ON THE SEMINOLES'

**3-POINT CHARTS.** Freshman point guard Todd Galloway ranked fourth on the team with 23 3-point shots made — an average of nearly one made per game during the 2002-03 season. His 23 3-point shots made is the eighth highest single season total by a freshman in school history.

### Seminole Freshmen From 3-Point Range

Rank/Player/Year	3-Pl. Made	Notes
1. Tharon Mays, 1988	46	Ranked 2nd on team/George McCloud led with 72
2. James Collins, 1994	39	Ranked 2nd on team/Bob Sura led with 52
3. Bob Sura, 1992	38	Ranked 2nd on team/Sam Cassell led with 58
4. Geoff Brower, 1996	27	Ranked tied for 2nd on team/James Collins led with 69
5. Derrick Carroll, 1993	26	Ranked 3rd on team/Bob Sura led with 73
6. Anthony Richardson, '02	24	Ranked 4th on team/Delvon Arrington led with 42
LaMarr Greer, 1995	24	Ranked 4th on team/James Collins led with 69
8. Todd Galloway, 2003	23	Ranked 4th on the team/Tim Pickett led with 84

### MORE NUMBERS ON TODD GALLOWAY...

...Galloway dished out four or more assists 12 times during the season and was credited with a career-high nine assists against Duke in the final regular season game. He was also credited with eight assists at Virginia and seven assists at North Carolina.

**TALLAHASSEE, Fla.** — Michael Joiner didn't know what to think of Tim Pickett when his new teammate first came to the Florida State campus in August.

"I didn't know anything about him," Joiner said. "But when he came in with all the other new guys, he was so eager to play. It was a surprise. I hadn't been around that in awhile."

Joiner and the Seminoles were coming off a 12-17 season in 2001-02 and adjusting to new head coach Leonard Hamilton. Not knowing what to do with Pickett or the others, Joiner took them all to a nearby high school gym to play pickup ball.

"Coach had been telling me that this kid could flat-out play," Joiner said. "He hit some tough shots over someone and, right then, I knew what type of player he was. A confident one."

ACC opponents know it, too, having watched Pickett hit many tough shots this season. Pickett, who takes an average of 15 shots including nine 3-pointers per game, has been the focal point of the FSU offense while averaging 16.8 points.

"I've had to learn that in the ACC, I'm the marked man," Pickett said. "They see me as the head of the snake. I know they'll do anything to keep me from doing things I'm comfortable with."

FSU has been searching for people other than Pickett to score points since the loss early in the season of shooting guard Andrew Wilson, who has not played since Dec. 8 because of a torn ligament in his right wrist.

Without Wilson, Pickett ended up taking more shots than even he wanted to each game.

Through Sunday, Pickett had attempted 334 shots this season, 21 more than North Carolina's Rashad McCants at 313. He had attempted 206 3-pointers, 64 more than Virginia's Todd Billet with 162.

"It felt like when Andrew got hurt there was a lull and I was trying to do too much," Pickett said. "I was taking like five or six bad shots a game. I was frustrated myself."

But Pickett has been able to ride out his own slump with team-

mates Todd Galloway and Anthony Richardson picking up their own games. Besides, the Daytona Beach native has led the team in ways other than scoring.

"He'll make some hustle play like a steal or a 3," FSU guard Nate Johnson said. "He's always at the right place at the right time."

Pickett leads FSU in three categories, averaging 16.8 points (5th in the ACC), 5.7 rebounds (12th) and 3.1 steals (1st). He has a chance to be the first Seminole since Bob Sura in 1993-94 to lead the team in all three categories in a season.

Pickett takes defense as seriously as the rest. He ranks third in the nation in steals and his 69 total in 23 games is the third most in the country.

"He has great instincts," Hamilton said of Pickett's defense. "It is not necessarily easy for players to get all the rules for team defense right away. So I think his best basketball and defensive basketball is ahead of him."

It is ironic that Pickett has become FSU's man in the spotlight. He was signed, sealed and all but delivered to South Carolina last spring when the Southeastern Conference blasted Pickett's hopes.

The SEC requires transfers from two-year institutions to complete at least three semesters at the school from which he will transfer.

Pickett most recently attended his final two semesters at Indian River Community College, where he set a record with 133 3-pointers.

South Carolina coach Dave Odom quickly called Hamilton about Pickett and Hamilton, who had taken over at FSU in January, quickly moved to talk to him.

Pickett's truck broke down on the way from his hometown Daytona Beach to meet Hamilton in Tallahassee but Hamilton drove to Daytona two days later. Pickett signed on Aug. 1, 2002.

In Florida State's biggest win of the year, a 75-70 decision over Duke in Tallahassee on Feb. 2, Pickett fought for shots and didn't hit many. But he still made the game-winning free throws.

Pickett missed a free throw seconds earlier. So they must have been the biggest ones he has ever hit?

"Nah," he said after the game. When he paused to rethink that answer, a smile stretched his face.

"Yeah, they were," he said with a laugh.

## THE 2002-03 SEASON

## BY THE NUMBERS

**.769** Florida State won more than 75 percent of their home games as it compiled a 10-3 record in the Leon County Civic Center during the 2002-03 season.

**1** All-ACC second team selection Tim Pickett was the first Seminole to earn All-ACC second team honors since James Collins in 1997.

**1** Florida State led the ACC in scoring defense as it allowed its opponents to score a league-low 66.1 points per game.

**2** Junior Tim Pickett, a second team All-ACC selection, was named to the ACC All-Defensive team in a vote by the league's nine head coaches. He is the second Seminole to earn the honor after Terrell Baker was named by the coaches during the 1998-99 season.

**2** Junior All-ACC second-team selection Tim Pickett and junior guard Nate Johnson were the only two players who started all 29 games for the Seminoles during the 2002-03 season.

**4** Florida State defeated four teams who played in the postseason this year – Duke, Georgia Tech, Virginia and Iowa.

**9** Eight of the Seminoles' opponents this season played in either the NCAA Tournament (Florida, Maryland, Wake Forest and Duke) or the NIT (Iowa, Georgia Tech and Virginia). All eight of those teams won at least one postseason game.

**13** Florida State defeated No. 5 Duke, 75-70, Feb. 2, to mark the 13th consecutive season the Seminoles have defeated at least one ranked team.

**14** Florida State's 14 wins during the 2002-03 season were the most by a Leonard Hamilton coached team in Hamilton's first year at his three coaching stops. His first Oklahoma State team won eight games and his first University of Miami team won nine games.

**14** Florida State was undefeated, 14-0, when it outscored its opponent during the 2002-03 season.

**18** Florida State's defense held 18 of its 29 opponents under .400 percent shooting from the field in finishing seventh in the nation and second in the ACC in field goal percentage defense.

**6,384** Florida State averaged 6,384 fans in 16 home games this season. The Seminoles averaged 1,442 more in attendance this season as compared to last season when they averaged 4,942 in 16 home games.

**102,146** Florida State played in front of more Seminole fans in 16 home games this season (102,146) than it did in 16 games at home last season (79,071).

**JOHNSON EARNS PLAYING TIME.** Junior point guard Nate Johnson ranked second on the team in minutes played during the 2002-03 season with a 30.8 minutes per game average. He is one of only two Seminoles (also Tim Pickett) to average more than 30 minutes played per game as a junior. Johnson played 30 or more minutes in 20 of Florida State's 29 games with a career high of 38 minutes coming against Wake Forest in the quarterfinal round of the ACC Tournament.

**JOHNSON AGAINST CLEMSON IN THE ACC TOURNAMENT.** Junior point guard Nate Johnson scored his career high of 18 points in the first round of the ACC Tournament to lead the Seminoles past Clemson and into the quarterfinal round. His career-high 18 points came on a career-high five field goals made and a career-high tying four 3-point shots made. Johnson scored 13 second half points, including six on two made 3-pointers within the first three minutes of the start of the second half, to help Florida State erase an eight-point first half deficit as they burst out of the locker room on a 20-1 run to take the lead in the game and the 72-61 win at the final buzzer.

**HARVEY CLOSES OUT SEMINOLE CAREER.** Senior center Trevor Harvey, who played two years in a Seminole uniform, closed his career ranked sixth in Seminole history in field goal percentage (.576) and 12th in school history in blocked shots (60). His 60 blocked shots came in only 57 career games for a 1.1 career blocks per game average. As a senior, he finished ninth in the ACC in blocked shots with a career-high 1.2 blocked shots per game average his senior season. Harvey led the Seminoles in blocked shots (34, 1.2 bpg) and field goal shooting percentage (.590) his senior season.

**HARVEY AS A SENIOR.** Senior center Trevor Harvey established single season career highs in nearly every statistical category during his senior season including points per game (8.4), rebounds per game (5.1), blocks per game (1.2), steals per game (1.1) and field goal shooting percentage (.590). He was the Seminoles' starting center during his final season and finished with a career-high 26 starts in 29 games. Harvey scored in double figures a career-high 10 times and led the team in scoring three times as a senior. He finished eighth in the ACC in blocked shots, tied for 12th in offensive rebounds and 19th in rebounding during the 2002-03 season.



...Galloway finished fifth on the team in scoring and scored in double figures nine times. His career high of 14 points helped Florida State defeat Iowa in the ACC/Big Ten Challenge while 13 points came in the Seminoles' victory over Duke in the Civic Center.

...Galloway ranked in the top five in five different team categories: he was first in assists, second in assist-to-turnover ratio, fourth in 3-point field goals made, fifth in scoring and tied for fifth in steals.

**JOHNSON ENJOYS STRONG YEAR RUNNING THE SEMINOLES' POINT.** Junior point guard Nate Johnson finished the 2002-03 season ranked 11th in the ACC in assists with a 2.9 apg average. Florida State was 5-0 when Johnson had five or more assists during the 2003-04 season. His five-assist games came against Mercer (five, Nov. 27), Iowa (10, Dec. 2), Miami (five, Dec. 8), Georgia Tech (five, Feb. 15) and Virginia (five, March 1).

*Leonard Hamilton guided the Seminoles to a five-year season high 14 victories during the 2002-03 season.*

**JOHNSON HOLDS ONTO THE BALL.**

Junior point guard Nate Johnson had six streaks of at least 36 minutes without a turnover, including an incredible 113-minute stretch over four games when he did not turn the ball over to the opposition during the 2002-03 season. He had zero turnovers in seven different games including five against ACC competition. Johnson closed the season with a spectacular outing with only one turnover in 36 minutes of play against Wake Forest in the ACC Tournament.

**Johnson's Non-Turnover Streaks**

Rank	Minutes	Turnovers	Opponents
1.	36	0	Wake Forest, Virginia, Duke
2.	43	0	Clemson, Wake Forest
3.	44	0	Savannah State, Mercer, Iowa
4.	51	0	Davidson, Virginia Tech, Texas A&M Corpus Christi
5.	59	0	Maryland, Georgia Tech, NC State
6.	113	0	North Carolina, Maryland, Georgia Tech, NC State



Adam Waleskowski was among the team leaders in free throw percentage for the second consecutive season in 2003.

**MATHEWS HAS CAREER GAME AGAINST DUKE.**

Senior center Mike Mathews scored his career high of 18 points in his season high of 21 minutes in the Seminoles' 2002-03 regular season finale against Duke. He made a career-high tying seven field goals as he averaged nearly one point per minute played against the Blue Devils. It marked Mathews' first double-figure scoring game since Dec. 22, 2001 against American – a span of 48 games. In addition, Mathews made four free throws against Duke – the most he had made in a single game since Dec. 19, 2000 when he made seven against Cleveland State.

**MATHEWS REACHES CENTURY MARK.**

Senior center Mike Mathews earned his 100th career blocked shot and finished his third season at Florida State with 100 career blocked shots. He became only the eighth player in school history to block 100 or more shots in a career.

**Florida State's Career Blocked Shots List**

Rank/Player/Years	Blocks	Notes
1. Rodney Dobard, '90-'93	240	Played in three NCAA Tournaments
7. Alton Lee Gipson, '83-'85	102	Played in the 1984 NIT Tournament
8. Mike Mathews, '01-Pr.	100	Has played in 86 career games
12. Trevor Harvey, '02-Pr.	60	Played in 57 career games

**WALESKOWSKI FROM THE FIELD.** Sophomore forward Adam Waleskowski shot a career-high .414 from the field during the 2002-03 season. He shot more than 10 percentage points higher from the field as a sophomore than he did as a freshman and made 503 field goals during the Seminoles' 29 games this season.

**Waleskowski From The Field**

Season	FGM	FGA	Pct.	Notes
2002-03	53	128	.414	Multiple field goals in 15 different games
2001-02	29	94	.309	Career-high 5 FGM vs. Maryland, Feb. 27, 2002
Improvement		+105%		Averaged a career-high 4.1 ppg in 2002-03

**ADAM WALESKOWSKI...**

...Made a single season career-high four 3-point shots this season. He made two in 29 games last season. He made a single game career-high two in Florida State's victory over Georgia Tech Feb. 15.

... Was credited with a single season career-high 28 assists during the 2002-03 season. He had 10 assists in 29 games as a freshman. He recorded a single game career-high three assists against both Maryland (Feb. 12) and Davidson (Dec. 30) in 2002-03.

**CALLIER GETTING IT DONE AGAINST ACC COMPETITION.**

Freshman Benson Callier, who played in 13 of Florida State's 16 ACC games, realized a dramatic increase in his playing time since the Seminoles' conference schedule began in earnest against Maryland Jan 11. Callier scored his career high of 13 points against North Carolina Feb. 8.


**The Callier Chart**

Statistic	All Games	Non-Conf.	ACC Games	Pct. vs. ACC
Games Played	19	8	11	.579
Minutes Played	111	40	71	.640
Points	33	8	25	.756
Rebounds	26	8	16	.667
Field Goals Made	11	2	9	.818
3 Field Goals Made	5	0	5	1.000
Assists	3	0	3	1.000

**WILSON INJURES WRIST; MISSES MOST OF SEASON.**

Andrew Wilson missed all but five games of the 2002-03 season after he tore the scapho-lunate ligament in his right (shooting hand) wrist during the first half of Florida State's Dec. 8 victory over Miami. An MRI was done Dec. 9.

*Closing out his career as a Seminole in 2002-03, Florida State's Trevor Harvey was one of the ACC's most improved players in 2003.*



## THE 2002-03 SEASON

## MORE NUMBERS

**8** Junior All-ACC second team selection **Tim Pickett** averaged in double figures against all eight of Florida State's ACC opponents during the 2002-03 season. He averaged a high of 26.5 points in two games against Virginia and averaged 13.5 points in two games against Duke, which was ranked in the nation's top five throughout the season.

**18** Junior second team All-ACC selection **Tim Pickett** led the Seminoles in scoring an amazing 18 times in 29 games during the 2002-03 season. It was the most times one player had led the team in scoring since James Collins led the team in scoring also an incredible 18 times during the 1996-97 season.

**20** Junior All-ACC second team selection **Tim Pickett** averaged 20.0 points per game in three games against ACC regular season champion and NCAA Tournament participant Wake Forest during the 2002-03 season. He scored 27 points against Wake in Winston-Salem and totaled 17 as the Seminoles nearly upset the No. 1-seeded Demon Deacons in the ACC Tournament.

**26.5** Junior All-ACC second team selection **Tim Pickett** averaged 26.5 points in two games against Virginia during the 2002-03 season. He scored 21 as the Seminoles played Virginia on the road and tied his career high with 32 against Virginia as the Seminoles defeated the Cavaliers in the Civic Center. He made 12 of 24 3-point shot attempts against the Cavaliers in two games.

**32** Junior All-ACC second team selection **Tim Pickett** scored his career high of 32 points against Davidson in the University of Arizona Tournament and against Virginia in the Civic Center during his first season as a Seminole. He became the first player since Bob Sura in 1995 to score 30 points or more in multiple games during a single season.

**39.1** Florida State ranked second in the ACC in field goal percentage defense as it allowed opponents to make only 39.1 percent of their shots from the field during the entire 2002-03 season. The Seminoles held their opponents below 40 percent shooting from the field in 18 of their 29 games and held three opponents under 30 percent shooting from the field.

**82.4** Tim Pickett and Anthony Richardson, who both finished in the ACC's top 10 in free throw shooting, shot a combined 82.4 percent from the free throw line during the 2002-03 season. Pickett missed only 12 times in 89 attempts during the entire season while Richardson had single game streaks of six, seven and 10 free throws made as a sophomore.

Wilson had successful surgery Dec. 12 at the Tallahassee Outpatient Surgery Center and had his wrist placed in a cast. His cast was removed Feb. 7. Dr. Christian Berg and Dr. William Thompson of the Tallahassee Orthopedic Center performed the outpatient surgery on Friday, Dec. 12, which lasted about one hour. Thompson is the orthopedic surgeon for the Florida State men's and women's basketball teams. Berg, a wrist specialist, is also a partner at TOC.

**PICKETT EARNS TEAM-HIGH FOUR AWARDS AT MEN'S BASKETBALL BANQUET.** Florida State University guard Tim Pickett, who earned All-ACC second-team honors during the 2002-03 season, earned four awards and was the big winner at the Seminoles' annual men's basketball banquet hosted by head coach Leonard Hamilton. Pickett earned the Bob Sura Outstanding Offensive Player, the Charlie Ward Outstanding Defensive Player and the Dave Cowens Chairman of the Boards Award as well as the team award for the highest free throw percent-

age. Senior Trevor Harvey and freshman Todd Galloway took home three awards each and nine other players earned one each at the event held at the University Center Club on the FSU campus. Pickett enjoyed an outstanding season as he led the Seminoles in 11 statistical categories including scoring (17.1 ppg), rebounding (5.7 rpg) and steals (2.8 spg). Pickett ranked sixth in the ACC in scoring and scored in double figures in 26 of Florida State's 29 games. He ranked 12th in the ACC in rebounding and became only the fourth Seminole player to lead the ACC in an individual statistical category as he led the league in steals. Pickett also ranked second in the ACC in free throw percentage with a .865 mark. His .865 free throw mark is the fifth-highest single season mark in school history.

#### Seminole Award Winners At 2003 Men's Basketball Banquet

Player	Award
Orenn Fells	First Year Academic Achievement Award
Todd Galloway	3-Point Field Goal Percentage Award Otto Petty Assist Award Sixth Man Award
Trevor Harvey	Most Improved Academic Achievement Award Field Goal Percentage Award
Marcell Haywood	Outstanding Academic Achievement Award
Nate Johnson	Unsung Hero Award
Michael Joiner	Community Service Award
Tim Pickett	Free Throw Percentage Award Dave Cowens Chairman of the Boards Award Bob Sura Outstanding Offensive Player Award Charlie Ward Outstanding Defensive Player Award
Anthony Richardson	Most Improved Player Award
Adam Waleskowski	Community Service Award

**HAMILTON NAMED AS ONE OF CITY'S TOP 33 BY TALLAHASSEE DEMOCRAT.** First-year Florida State men's basketball coach Leonard Hamilton was named as one of the top 33 people, places and events that impacted Tallahassee in 2002 by the *Tallahassee Democrat*. A local selection committee decided that Coach Hamilton belonged on Tallahassee's list of influential people due to his positive impact on the Florida State basketball team and widespread acceptance by the Tallahassee community. Hamilton was ranked as the sixth most influential person in the city by the committee. Hamilton was named as the sixth most influential person in the city on a list that also included Tallahassee Police Sergeant Dale Green, who was killed in the line of duty late last year.



Leonard Hamilton scored a major coup with the signing of transfer guard Tim Pickett. In his first stanza as a Seminole, led the team in scoring, topped the ACC in steals and earned a spot on the All-ACC second team.

EXHIBITION

Team Nike 87 • Florida State 84 (2 OT)

TALLAHASSEE, Fla. – Junior guard Tim Pickett led Florida State with 29 points and four steals, but the Seminoles still fell 87-84 to Team Nike in a double-overtime exhibition game. Florida State almost forced a third overtime after Andrew Wilson snagged an offensive rebound and tied the score at 84 with 8.3 seconds left, but Nike's Jamaal Davis hit a 3-pointer at the buzzer to end it. Pickett's 3-pointer in regulation tied the game at 69 to force the first overtime, in which he posted 5 of the Seminoles' 10 points. "You can see that he's feisty, and he's aggressive, and he plays with a full heart and that's what we're going to need on this team," coach Leonard Hamilton said of Pickett.

Team Nike 87, Florida State 84 (2 OT) Leon County Civic Center, Tallahassee, Fla.

Table with player statistics for Team Nike and Florida State. Columns include Name, Min, FG, 3FG, FT, O-D, Reb, F, A, T, B, S, Pts. Totals for Florida State: 87 points, 33-71 FG, 6-27 3FG, 10-14-15-17 FT, 30 16 20 12 3 11 84.

EXHIBITION

Florida State 84 • EA Sports All-Stars 70

TALLAHASSEE, Fla. – Tim Pickett led the Florida State University Seminoles with 28 points and five defensive rebounds in an 84-70 victory over the EA Sports All-Stars. It was the Seminoles' first win for new coach Leonard Hamilton and evened their exhibition record to 1-1. Florida State took a 45-37 halftime lead and never trailed in the second half, though EA Sports closed the gap to two with :12 to play. Pickett responded by posting the Seminoles' next eight points, including a pair of 3-pointers, to make it 74-68 at the 4:28 mark. Andrew Wilson added 17 points for Florida State. "I was glad to see (him) start shooting the ball a little more," Hamilton said of Wilson. "He's such an unselfish player ... we've encouraged him to be a little more offensive-minded." Santa Clara product Brian Jones led EA Sports with 19 points; Matt Garrison and Aaron Swinson added 14 and 13, respectively.

Florida State 84, EA Sports All-Stars 70 Leon County Civic Center, Tallahassee, Fla.

Table with player statistics for EA Sports and Florida State. Columns include Name, Min, FG, 3FG, FT, O-D, Reb, F, A, T, B, S, Pts. Totals for Florida State: 84 points, 33-71 FG, 6-27 3FG, 10-14-15-17 FT, 30 16 20 12 3 11 84.

GAME NUMBER 1

Florida State 79 • Savannah State 46



TALLAHASSEE, Fla. – Tim Pickett scored 16 points to lead Florida State 79-46 over Savannah State in the teams' season opener. Andrew Wilson added 11 points and Anthony Richardson 10 in the non-conference victory. While first-year Seminoles' coach Leonard Hamilton was pleased to open with a win, it was not indicative of the competition his team faces in the Atlantic Coast Conference. Florida State defeated the Tigers 93-41 in last year's home opener. Chris Daniel scored 10 and Carlos Smalls, Rafael Sharper and Jamal Daniels added seven each to pace Savannah State, a Division I independent that finished 2-26 last season. The Seminoles held a 36-18 lead at halftime, and their score remained about double that of the Tigers through most of the contest.

Table with player statistics for Savannah State and Florida State. Columns include Name, Min, FG, 3FG, FT, O-D, Reb, F, A, T, B, S, Pts. Totals for Florida State: 79 points, 33-71 FG, 6-27 3FG, 10-14-15-17 FT, 30 16 20 12 3 11 84.

GAME NUMBER 2

Florida State 83 • Mercer 47



TALLAHASSEE, Fla. – Forward Michael Joiner scored 17 points as Florida State beat Mercer 83-47 to improve to 2-0 for the first time in five years. Joiner shot 8-of-9 from the field to lead all scorers. Guard Tim Pickett added 14 and Anthony Richardson collected 12 points and six rebounds for Florida State. Forward Aleem Muhammad led Mercer (1-1) with 13 points, while guard Donny McLendon and forwards Scott Emerson and Wesley Duke each added eight points. Florida State opened 2-0 in the 1997-98 season, the last season it posted a winning record. The Seminoles went on to win their first four games that year and finished 18-14. In eight of the 10 years the Seminoles opened 2-0, they went on to play in the NCAA Tournament.

Table with player statistics for Mercer and Florida State. Columns include Name, Min, FG, 3FG, FT, O-D, Reb, F, A, T, B, S, Pts. Totals for Florida State: 83 points, 33-71 FG, 6-27 3FG, 10-14-15-17 FT, 30 16 20 12 3 11 84.

REVIEW

GAME NUMBER 3

Florida State 80 • Iowa 67



TALLAHASSEE, Fla. – Michael Joiner scored 19 points and freshman Todd Galloway added 14 Monday night as Florida State beat Iowa 80-67 in the ACC-Big Ten Challenge. The Seminoles moved to 3-0 for the first time in five seasons. Tim Pickett added 11 points and 10 rebounds for the Seminoles, who led by as many as 17 points in the second half. Freshman Greg Brunner scored 18 points for Iowa (3-1), while Chauncey Leslie added 17. Jeff Horner, another freshman, scored 12 for the Hawkeyes and Brody Boyd had 10 points. Florida State took a 39-31 halftime lead when Galloway hit a pair of 3-point jumpers from the corner in the final 52 seconds of the half. Joiner made 8-of-9 shots from the floor, helping Florida State shoot 50 percent from the field. With Jared Reiner getting a game-high 10 rebounds, Iowa controlled the boards by a 36-25 advantage, but it didn't offset Florida State's speed and depth. Led by Galloway, Florida State outscored Iowa's reserves 28-10. The Seminoles also forced 24 Iowa turnovers, resulting in 28 points. Iowa fell to 1-3 all-time in the ACC-Big Ten Challenge, while Florida State won its tournament appearance for the second time in four years.

Iowa	Min	FG	3FG	FT	O-D	Reb	F	A	T	B	S	Pts.	Florida St.	Min	FG	3FG	FT	O-D	Reb	F	A	T	B	S	Pts.		
Worley	31	1-7	0-1	2-2	1-0	1	5	2	5	1	0	4	Joiner	35	8-9	3-4	0-0	2-3	5	2	0	4	0	0	4	19	
Brunner	31	8-12	0-2	2-3	3-4	7	3	2	4	1	1	18	Harvey	16	2-2	0-0	0-0	1-1	2	3	0	0	0	1	2	4	
Reiner	25	1-3	0-0	4-4	4-6	10	2	4	4	1	1	16	Johnson	32	2-7	2-3	4-5	1-1	2	2	10	3	0	1	1	10	8
Leslie	37	7-15	2-5	1-1	5-3	8	4	0	4	1	3	17	Wilson	31	3-12	1-7	1-2	0-2	2	1	2	1	0	1	1	8	8
Horner	40	4-10	2-7	2-3	0-5	5	3	1	4	0	0	12	Pickett	28	9-14	1-10	4-4	2-4	6	2	1	1	0	4	11	11	
Boyd	19	4-7	2-5	0-0	1-0	1	2	0	0	1	0	10	Galloway	19	6-7	2-2	0-0	0-1	1	1	1	1	0	1	1	14	14
Sonderhalter	7	0-1	0-0	0-0	0-0	0	0	1	3	0	0	0	Mahews	9	1-1	0-0	0-0	0-1	1	1	1	1	0	0	2	2	
Team				2-2									Waleskiowski	15	3-4	0-1	0-0	3-0	3	3	0	0	0	0	6	6	
Totals	200	25-55	8-20	11-13	19-20	38	18	12	24	4	5	57	Richardson	15	3-6	0-1	0-0	0-1	1	2	1	0	0	0	2	6	6
FG%: Iowa, .455; Florida State, .500													Team				1-1	2									
3FG%: Iowa, .300; Florida State, .321													Totals	200	31-62	9-28	9-11	10-15	25	17	16	11	1	15	60		
FT%: Iowa, .846; Florida State, .818													Iowa (3-1)														
Technical Fouls: None													Florida State (3-0)														
Referees: Mike Wood, Reggie Coker, Gary Maxwell																											

GAME NUMBER 4

No. 8 Florida 58 • Florida State 57



TALLAHASSEE, Fla. – No. 8 Florida beat Florida State 58-57 when Tim Pickett's last-second shot bounced off the rim. Pickett had 23 points, but was just 5-of-15 from 3-point range, including the game's final shot. "I felt like it was going in," Pickett said. "It was a tough loss, but we'll get it next time." It took two free throws by Gator freshman Anthony Roberson with 25 seconds left to give Florida a 58-55 lead before 12,060. Roberson added 16 points for Florida, hitting 4-of-10 tries from 3-point distance. Pickett's 3-point basket with 2:35 left pulled Florida State within 56-55, and neither team scored again until Roberson's free throws. Pickett rebounded a missed free throw by Florida's Justin Hamilton with 10 seconds left, dribbled downcourt and tried his 15th 3-point attempt of the game. Andrew Wilson, who added 11 points for the Seminoles, sank two free throws with 12 seconds left to bring Florida State within a point before Hamilton was fouled on the inbound pass. Despite shooting just 27.6 percent, Florida led 25-24 at halftime as Florida State struggled as well. The Seminoles hit on just 30 percent of their shots. Both teams warmed up slightly in the second half, but still suffered poor shooting nights. Florida made only 34.5 percent of its tries and Florida State managed 37.5 percent.

Florida	Min	FG	3FG	FT	O-D	Reb	F	A	T	B	S	Pts.	Florida St.	Min	FG	3FG	FT	O-D	Reb	F	A	T	B	S	Pts.		
Bonner	38	6-11	2-4	4-6	2-1	3	1	0	2	0	1	18	Joiner	27	2-4	0-2	0-0	1-2	3	4	1	2	2	0	4	4	
Walsh	23	2-7	0-3	1-2	1-5	6	2	0	3	0	2	5	Harvey	20	4-6	0-0	1-3	2-6	4	4	1	2	3	1	9	9	
Lee	20	1-4	0-0	0-0	0-3	3	4	1	2	2	0	2	Johnson	31	0-4	0-1	0-0	0-0	0	1	3	2	0	0	0	0	0
Nelson	27	1-5	1-2	2-2	1-3	4	2	0	2	0	0	5	Wilson	29	4-11	1-6	2-2	1-5	6	1	0	1	0	1	1	11	11
Hamilton	34	2-11	0-3	0-1	3-4	7	2	6	1	0	2	6	Pickett	34	7-19	5-15	4-6	1-7	8	3	2	1	0	3	23	23	
Roberson	29	5-14	4-10	2-2	1-5	6	1	1	0	0	2	16	Galloway	20	0-3	0-0	0-0	0-2	2	0	2	2	0	0	0	0	
Moss	18	0-2	0-0	1-3	2-2	4	0	0	0	1	1	1	Mahews	2	0-2	0-0	0-0	0-0	0	0	0	0	0	0	0	0	0
Al-Kallem	7	1-2	1-2	0-0	0-0	0	0	1	0	0	3	0	Waleskiowski	17	2-4	0-0	0-0	1-3	4	2	1	2	0	0	4	4	
Colas	4	1-2	0-0	0-0	0-0	0	1	0	0	0	2	0	Richardson	20	2-3	0-0	2-3	2-6	8	3	2	3	1	0	6	6	
Team				2-3									Team				3-0	3									
Totals	200	20-58	8-24	10-16	12-26	38	16	9	11	2	8	58	Totals	200	21-56	6-24	9-11	11-27	38	18	12	14	7	5	57		
FG%: Florida, .345; Florida State, .375													Florida (5-0)														
3FG%: Florida, .333; Florida State, .250													Florida State (3-1)														
FT%: Florida, .625; Florida State, .643																											
Technical Fouls: None													Referees: Duke Edsall, Bryan Kersey, Ted Valentine														

GAME NUMBER 5

Florida State 72 • Miami 55



TALLAHASSEE, Fla. – Tim Pickett scored 17 points – all in the first half – and Anthony Richardson added 14 as Florida State bounced back from its first loss of the season with a 72-55 victory over Miami. It was the first time Florida State coach Leonard Hamilton was up against his former team, now coached by Perry Clark. James Jones scored 14 points and Darius Rice had 11 for Miami, which shot just 28.3 percent in the game and 21.7 percent from 3-point range. Pickett hit four shots from 3-point range to go along with five first half free throws as the Seminoles (4-1) took a 39-28 halftime lead. Richardson scored 10 of his 14 points in the second half, including three slam dunks, after Miami (3-2) tightened up on Pickett. Freshman Todd Galloway also finished in double figures with 11 points for the Seminoles. Nate Johnson hit two straight jump shots – one from 3-point distance – to spark an 11-0 run that gave Florida State a 50-33 lead 4:15 into the second half and the Seminoles were never threatened – opening their biggest advantage at 66-47 with 5:10 left in the game.

Miami	Min	FG	3FG	FT	O-D	Reb	F	A	T	B	S	Pts.	Florida St.	Min	FG	3FG	FT	O-D	Reb	F	A	T	B	S	Pts.	
Rice	32	3-14	0-8	5-8	0-4	7	3	1	2	1	1	11	Joiner	26	4-7	1-1	0-1	0-1	1	4	2	3	0	0	0	9
Jones	38	5-15	2-4	2-3	5-5	10	3	2	4	0	3	14	Harvey	17	1-2	0-0	3-4	0-4	4	3	0	2	2	4	5	
Burman	23	1-2	0-0	5-6	1-1	2	3	1	2	1	3	7	Johnson	32	2-5	1-3	0-1	1-0	1	2	5	4	0	0	0	5
Simmons	10	1-2	0-1	0-0	0-2	2	3	1	2	0	1	2	Wilson	21	1-3	1-2	1-2	1-0	1	1	0	2	0	1	4	
Hile	17	1-10	1-5	0-0	0-1	3	1	0	3	1	1	3	Pickett	36	4-15	4-10	5-5	0-5	5	3	1	6	0	5	17	
Surratt	33	1-5	0-1	1-2	0-2	2	2	3	4	0	0	3	Galloway	22	3-4	1-2	4-5	0-2	2	1	4	1	0	0	11	
Wilkins	13	2-5	0-0	2-2	3-0	3	0	1	0	0	0	6	Mahews	5	0-0	0-0	2-2	0-0	0	0	0	0	0	1	0	2
Coelho	18	2-4	2-4	1-2	0-3	3	3	0	1	0	1	7	Waleskiowski	25	2-4	1-1	0-0	3-6	9	2	0	1	1	0	5	
Dishka	12	1-3	0-0	0-2	3-2	5	1	0	0	0	0	2	Richardson	16	5-5	0-0	4-6	2-4	6	3	0	2	0	0	14	
N'Doye	4	0-1	0-0	0-0	0-0	0	2	0	0	0	0	0	Team				1-6									
Team				2-1									Totals	200	22-45	9-19	19-29	8-28	36	20	12	21	4	10	72	
Totals	200	17-50	5-23	16-25	19-21	40	21	9	18	4	9	55	Miami (3-2)													
FG%: Miami, .283; Florida State, .489													Florida State (4-1)													
3FG%: Miami, .217; Florida State, .474																										
FT%: Miami, .640; Florida State, .731													Referees: Karl Hess, Leslie Jones, Tom Lopez													
Technical Fouls: None																										

GAME NUMBER 6

Florida State 56 • Birmingham-Southern 47



TALLAHASSEE, Fla. – Tim Pickett scored 19 points as Florida State overcame an eight-point halftime deficit in a 56-47 win over visiting Birmingham-Southern. Pickett also led the Seminoles with a trio of 3-point shots in the contest, which ended Birmingham-Southern's four-game win streak. Watkins was the only Birmingham-Southern player to score in double digits against Florida State's swarming defense. Florida State hit only five-of-12 free throws in the first half but was 17-of-19 after the break. Birmingham-Southern did not get a single free throw opportunity in the second half. Trailing 33-25 at halftime, the Seminoles earned their first lead of the second half with 10:14 left. Freshman guard Todd Galloway drained a 3-point shot to make it 41-39. Florida State increased its lead on a jumper by Pickett and by going eight-of-10 from the line. Nate Johnson's 3-pointer at the 2:03 mark sealed it at 54-45. Galloway, who scored 12, saw increased time because starting sophomore guard Andrew Wilson is out seven to 10 weeks with a wrist injury sustained Dec. 8 in a win over Miami.

B-South.	Min	FG	3FG	FT	O-D	Reb	F	A	T	B	S	Pts.	Florida St.	Min	FG	3FG	FT	O-D	Reb	F	A	T	B	S	Pts.
Watkins	34	6-13	1-2	0-0	2-3	5	2	2	3	0	1	13	Joiner	28	2-6	1-2	0-4	1-4	5	3	2	0	0	3	5
Davis	22	3-6	2-3	0-0	1-4	5	3	0	0	1	0	8	Richardson	35	2-11	0-1	3-3	4-3	7						

### GAME NUMBER 7

#### Florida State 93 • Stetson 76



TALLAHASSEE, Fla. – Michael Joiner scored 17 points and added nine rebounds to lead host Florida State to a 93-76 victory over Stetson. Florida State's offense had its highest scoring output of the season as five Seminoles scored in double digits. Joiner, Anthony Richardson and Trevor Harvey each posted 17, Tim Pickett added 16 points and Todd Galloway contributed 12 in the win over Stetson. Florida State entered the game ranked third nationally in scoring defense with 53.3 points allowed per game but was its offense that led it to the win. The Seminoles shot 69 percent in the first half to take a 49-37 lead at intermission and remained hot in the second half to shoot 68 percent for the game. Stetson was led by Alexis McMillan, who scored 21 points and grabbed a team-leading six rebounds. Mark Stiles added 10 points and five rebounds.

Stetson	Min	FG	3FG	FT	O-D	Reb	F	A	T	B	S	Pts.	Florida St. Min	FG	3FG	FT	O-D	Reb	F	A	T	B	S	Pts.			
McMillan	33	7-19	5-7	2-3	5-3	6	3	3	0	0	2	21	Joiner	27	7-9	1-1	2-3	1-8	9	1	4	3	1	1	17		
Daig	28	2-8	0-2	3-4	0-1	3	3	2	2	0	2	7	Richardson	32	6-10	0-0	5-6	1-6	7	1	5	3	2	3	17		
Stiles	18	4-8	2-3	0-0	2-3	5	4	1	1	0	1	10	Harvey	22	7-7	0-0	3-5	2-7	1	0	2	3	4	17			
Gordon	22	3-14	1-3	2-3	3-1	4	1	0	6	0	0	9	Johnson	25	1-2	0-0	0-0	0-4	4	1	4	2	0	1	2		
Givens	26	3-9	1-4	0-0	0-0	0	0	4	2	0	0	7	Pickett	25	6-10	3-5	1-2	0-5	5	4	5	1	2	3	16		
Reggie	14	1-5	1-3	2-2	1-0	1	2	2	1	0	0	5	Haywood	4	1-1	0-0	0-0	0-0	0	0	0	0	0	0	0	2	
McInnon	3	0-0	0-0	2-2	0-0	0	0	0	1	0	0	2	Galloway	25	5-8	2-2	0-0	0-2	2	3	3	6	0	0	12		
McNeal	21	3-8	0-3	2-2	1-1	2	0	1	0	0	2	8	Callier	9	1-4	0-0	0-0	0-0	0	1	0	2	0	1	2		
Patterson	13	1-8	0-0	0-0	2-0	2	1	1	0	0	0	2	Moran	6	0-1	0-1	2-2	0-1	1	2	1	0	0	0	2		
Morris	15	2-2	0-0	1-2	0-2	2	1	0	2	0	0	5	Falls	2	0-0	0-0	0-2	0-0	0	0	0	0	0	0	0		
Risser	2	0-0	0-0	0-0	0-0	0	1	0	0	0	0	0	Mathews	13	2-4	0-0	0-0	0-3	3	1	1	2	0	4			
Hemal	1	0-0	0-0	0-0	0-0	0	0	0	0	0	0	0	Waleskiowski	10	1-1	0-0	0-0	0-0	0	2	1	3	0	0	2		
DeWitt	9	0-4	0-2	0-0	0-2	2	0	0	1	0	2	0	Team					1-1	2								
Ryczek	1	0-0	0-0	0-0	0-0	0	0	0	0	0	0	0	Totals	200	37-54	6-10	13-20	5-35	40	19	24	23	10	13	93		
Team						3-4							Stetson (7-1)					37	39					76			
Totals	200	26-75	10-27	14-18	11-14	31	15	14	16	0	9	75	Florida State (6-1)					49	44						93		

FG%: Stetson, .347; Florida State, .655  
3FG%: Stetson, .370; Florida State, .600  
FT%: Stetson, .778; Florida State, .880  
Technical Fouls: None

### GAME NUMBER 8

#### No. 23 North Carolina 69 • Florida State 48



TALLAHASSEE, Fla. – Jawad Williams scored 10 of his 16 points in the second half as No. 23 North Carolina broke from a halftime tie to a 69-48 victory over Florida State in the Atlantic Coast Conference opener for both teams. North Carolina started the second half with a 9-2 run to go up 39-32. The Tar Heels went ahead 54-38 with 11:24 left and held its largest lead at 69-44 in the final minute. Rashad McCants added 12 points for the freshmen-dominated Tar Heels. The Tar Heels, who played five freshmen and three sophomores most of the game, shot 45.9 percent in the second half when Florida State hit just 29.6 percent. One of the freshmen, McCants, started the runaway with a 3-pointer just 10 seconds into the second half. Tim Pickett led Florida State with 15 points and 11 rebounds. Anthony Richardson added 12 points for Florida State. The first half was tight throughout with five lead changes and four ties, including a 30-30 score at the break.

N. Car.	Min	FG	3FG	FT	O-D	Reb	F	A	T	B	S	Pts.	Florida St. Min	FG	3FG	FT	O-D	Reb	F	A	T	B	S	Pts.	
Williams	33	7-12	1-3	1-1	3-2	5	2	0	0	1	2	15	Joiner	33	2-4	0-2	0-1	2-2	4	0	3	4	1	0	4
McCants	32	4-16	1-5	3-4	5-2	7	2	1	1	0	2	12	Harvey	14	2-5	0-0	0-0	2-3	5	3	1	1	3	1	4
May	32	2-12	0-1	1-3	4-6	10	1	0	3	3	1	7	Galloway	28	2-6	0-1	1-2	0-3	3	5	3	5	0	0	5
Fellon	33	2-11	0-2	1-2	2-4	6	2	1	1	2	0	5	Johnson	29	0-3	0-3	2-2	0-5	5	2	2	6	0	2	2
Manuel	26	3-8	0-3	2-2	2-2	4	4	2	3	0	1	8	Pickett	37	6-20	1-10	2-2	0-11	11	1	1	3	1	2	15
Scott	16	3-7	2-4	0-0	0-3	3	0	1	1	0	2	9	Callier	1	0-0	0-0	0-0	0-1	1	0	0	0	0	0	0
Holmes	1	0-0	0-0	0-0	0-0	0	0	0	0	0	0	0	Moran	1	0-0	0-0	0-0	0-0	0	0	0	0	0	0	0
Price	1	0-1	0-0	0-0	0-0	0	0	0	0	0	0	0	Mathews	16	2-3	0-0	0-0	0-0	0	3	0	1	3	0	4
McClamb	1	0-0	0-0	0-0	0-0	0	0	0	0	0	0	0	Waleskiowski	10	1-3	0-0	0-0	1-2	3	1	1	1	1	1	2
Miller	1	0-1	0-1	0-0	0-0	0	0	0	0	0	0	0	Richardson	32	6-11	0-0	0-0	2-3	5	1	0	1	2	12	
Noel	9	2-3	1-2	0-0	1-3	4	0	2	1	0	0	5	Team					1-1	2						
Sanders	8	4-6	0-0	0-0	2-1	3	1	0	0	0	0	8	Totals	200	21-55	1-16	5-7	8-31	39	16	11	22	11	8	48
Johnson	5	0-0	0-0	0-0	1-1	1	1	0	0	0	0	0	North Carolina (7-2, 1-0 ACC)					30	39					69	
Team						1-2							Florida State (6-2, 0-1 ACC)					30	18					48	
Totals	200	28-77	5-21	8-12	20-25	46	13	17	12	4	13	69	Reffers:	Mike Wood, Karl Hess, Reggie Coler											

FG%: North Carolina, .364; Florida State, .382  
3FG%: North Carolina, .238; Florida State, .063  
FT%: North Carolina, .667; Florida State, .714  
Technical Fouls: None

### GAME NUMBER 9


#### Boston University 84 • Florida State 69



TUCSON, Ariz. – Matt Turner, Billy Collins and Chaz Carr each sank four 3-pointers and Boston University pulled away to beat Florida State 84-69 in the opener of the Fiesta Bowl Classic. Boston sank four consecutive 3-pointers – two each by Carr and Collins – in a 12-2 surge to take control for good 68-58 with 5:54 left in the game. Florida State, in its first season under coach Leonard Hamilton, was playing its first road game of the season after opening with a school-record eight straight at home. The Terriers made a season-high 14 3-pointers in 33 attempts, compared with Florida State's 4-for-14. Turner led Boston with 18 points, including 4-of-10 3s. Collins added 15 points and six assists and sank 4-of-8 3-pointers. Carr was 0-for-5 inside the 3-point line, but 4-for-7 outside it for 12 points. He also had six assists. Anthony Richardson scored 13 and Michael Joiner had 11 for the Seminoles, who shot just 31 percent in the second half. Trevor Harvey and Tim Pickett each added 10 points, but Pickett was just 2-for-12 from the field. The teams fought through a tight first half, with Boston leading 36-33 at the break. Pickett's two free throws tied the game for the final time at 56-56 with 8:55 to go. Carr started and finished the 3-point binge, with Collins sinking a pair in between to put Boston up 68-58. Joiner, who had 10 rebounds, scored on a lay-up to cut it to 70-63 with 4:57 to go, but Turner followed with a 3-pointer to boost it to 73-63 with 4:57 to go. Turner made all six of his free throws in the final 1:53 to seal the victory.

Boston U. Min	FG	3FG	FT	O-D	Reb	F	A	T	B	S	Pts.	Florida St. Min	FG	3FG	FT	O-D	Reb	F	A	T	B	S	Pts.		
Bell	29	2-3	0-1	6-8	1-8	9	3	0	3	0	0	10	Waleskiowski	19	4-10	0-0	0-0	3-3	6	3	2	4	0	0	18
Collins	28	5-11	4-8	1-2	0-1	1	3	6	0	0	1	15	Richardson	32	3-6	0-0	7-7	1-2	3	4	0	2	0	0	13
Bur	17	0-1	0-1	2-2	0-0	0	5	1	0	0	2		Harvey	19	4-8	0-0	2-6	2-2	4	4	1	1	0	0	10
Fitzgerald	6	1-1	0-0	0-0	0-0	0	0	1	0	0	0	2	Johnson	29	2-6	0-1	0-0	0-0	0	3	2	1	0	0	4
Carr	32	4-12	4-7	0-1	2-3	5	3	6	4	0	2	12	Pickett	34	2-12	2-9	4-4	1-6	7	2	4	1	0	3	10
Seymour	12	2-5	1-1	0-0	1-0	1	3	0	2	0	0	5	Joiner	28	4-9	1-3	2-4	1-9	10	2	1	0	0	0	11
Wynn	17	2-4	0-0	1-1	1-2	3	1	4	0	0	1	5	Haywood	4	0-0	0-0	2-2	0-0	0	0	1	0	0	0	2
Brochowski	17	4-8	1-5	0-0	1-2	3	2	0	1	0	0	9	Galloway	29	1-3	1-1	6-6	0-3	3	3	7	1	2	9	
Gardner	17	1-1	0-0	2-4	0-5	5	2	0	0	0	0	4	Mathews	6	0-2	0-0	2-2	0-1	1	1	0	1	0	0	2
Turner	22	4-10	6-6	0-3	3	3	5	3	0	0	18	Team					1-3	4							
Czapinski	3	1-1	0-0	0-0	0-0	0	1	0	0	0	0	2	Totals	200	20-54	4-14	25-31	9-29	38	22	14	17	1	5	69
Team						0-1							Boston University (5-5, 0-0 ACC)					48						84	
Totals	200	26-59	14-33	19-24	6-25	31	25	23	13	0	4	84	Florida State (6-3, 0-1 ACC)					33	36					69	

FG%: Boston University, .441; Florida State, .370  
3FG%: Boston University, .424; Florida State, .296  
FT%: Boston University, .750; Florida State, .806  
Technical Fouls: None



Tim Pickett scored 11 points and pulled down six rebounds in Florida State's victory over Iowa in the ACC/Big 10 Challenge.

GAME NUMBER 10

Florida State 82 • Davidson 66



TUCSON, Ariz. – Tim Pickett scored a career-high 32 points, grabbed 11 rebounds and had seven steals to lead Florida State past Davidson 82-66 in the consolation game of the Fiesta Bowl Classic. The Seminoles took control of the game with a 10-0 run early in the second half to go up 46-36 on Pickett's 3-pointer with 15:56 to play. Conor Grace's 3-pointer cut the lead to 59-52 with 10:25 to go, but Florida State responded with a 9-1 surge to make it 68-53 on Michael Joiner's basket with 5:53 to go. Davidson never got closer than 10 again. Pickett, whose previous high in his brief career at Florida State was 23 points, made five-of-11 3-pointers. After making just four-of-13 shots in the first half, he was seven-for-nine in the second, including three-of-five 3-pointers. Pickett's 11 rebounds matched his career best. Anthony Richardson and Joiner added 12 points apiece for the Seminoles. Trevor Harvey scored 10. Grace and Wayne Bernard scored 14 apiece for Davidson. Peter Anderer scored 13 but was just two-for-nine on 3-pointers. Ian Johnson scored 10. The Seminoles outrebounded Davidson 41-29. Florida State shot 60 percent in the second half (15-for-25), compared with 35 percent for the Wildcats (11-for-16). Davidson, one of the top 3-point shooting teams in the country, finished nine-for-33 from long range. Florida State was seven-for-19. Davidson shot just under 40 percent for the game, the 10th time the Seminoles have held an opponent under 46 percent this season.

Florida St. Min	FG	3FG	FT	O-D	Reb	F	A	T	B	S	Pts.
Waleskiewski	25	24	0/0	12	13	4	3	3	0	0	5
Richardson	25	28	1/1	7	8	3	4	2	1	1	12
Harvey	13	5	7	0/0	12	4	2	1	1	1	11
Johnson	30	13	0/2	12	12	3	0	2	1	0	3
Pickett	37	11-22	5-11	5	29	11	2	3	1	7	32
Joiner	24	5/9	1/2	1	2/2	4	3	1	1	0	12
Haywood	1	0/0	0/0	0/0	0/0	0/0	0/0	0/0	0/0	0/0	0
Galloway	28	0/2	0/2	5/6	0/1	1	3	4	3	0	1
Callier	2	0/1	0/1	0/0	0/0	0/0	0/0	0/0	0/0	0/0	0
Wrightman	1	0/0	0/0	0/0	0/0	0/0	0/0	0/0	0/0	0/0	0
Moran	1	0/0	0/0	0/0	0/0	0/0	0/0	0/0	0/0	0/0	0
Fells	1	0/0	0/0	0/0	0/0	0/0	0/0	0/0	0/0	0/0	0
Matthews	12	1/4	0/0	1/1	2/1	2	3	1	2	2	2
Team											2
<b>Totals</b>	<b>200</b>	<b>27-60</b>	<b>7-19</b>	<b>21-34</b>	<b>25</b>	<b>41</b>	<b>23</b>	<b>15</b>	<b>7</b>	<b>3</b>	<b>82</b>

Davidson Min	FG	3FG	FT	O-D	Reb	F	A	T	B	S	Pts.
Grace	32	5/8	4/7	0/0	1/3	4	3	2	1	0	14
Lustakano	14	1/4	0/0	0/0	1/3	4	5	0	1	0	2
Anderer	38	5-13	2/9	1/2	3-1	4	3	3	4	0	13
Winters	26	1/3	0/2	3/4	1/6	7	4	2	4	0	1
Bernard	31	5-17	2-10	2/2	1-1	2	3	5	7	0	14
Mokkrop	23	3/7	1/4	1/2	0/4	4	2	3	3	0	8
Johnson	29	3/6	0/1	4/6	2/3	5	5	1	4	0	10
Ivory	9	0/0	0/0	0/0	0/2	2	0	1	1	0	0
Team											2
<b>Totals</b>	<b>200</b>	<b>23-58</b>	<b>9-33</b>	<b>11-16</b>	<b>25</b>	<b>36</b>	<b>25</b>	<b>17</b>	<b>25</b>	<b>0</b>	<b>66</b>

Florida State (7-3, 0-1 ACC) 32 50 - 82  
Davidson (6-3, 0-0 SEC) 30 36 - 66

Referees: Terry Christman, Tom Wood, Randy Burkhardt

FG%: Florida State, 45; Davidson, 297  
3FG%: Florida State, 35; Davidson, 273  
FT%: Florida State, 61; Davidson, 68  
Technical Fouls: None

GAME NUMBER 11

Florida State 76 • Virginia Tech 69



BLACKSBURG, Va. – Tim Pickett scored 22 points and Michael Joiner added 16 as Florida State beat Virginia Tech 76-69. Florida State never trailed and led by as many as 16 in the second half after Pickett made a layup to put the Seminoles up 69-53 with 8:13 remaining. The Hokies shot just 36 percent and were led by Terry Taylor with 17 points, Bryant Matthews with 15 and Carlos Dixon and Brian Chase with 13 apiece. Florida State shot 63 percent in the first half and used a 15-2 run that included five straight points by Trevor Harvey to open a 31-16 lead with less than eight minutes left. The Seminoles pushed their lead as high as 19 and led 47-31 at the half. Anthony Richardson added 14 points and seven rebounds for the Seminoles.

Florida St. Min	FG	3FG	FT	O-D	Reb	F	A	T	B	S	Pts.
Waleskiewski	17	2/6	0/1	0/0	2/3	5	4	0	1	0	4
Richardson	31	6-12	0/0	2/2	7	3	0	2	0	1	15
Harvey	20	4/7	0/0	1/1	3/3	6	4	3	2	0	9
Johnson	31	2/3	1/2	0/0	0/0	3	2	0	0	0	5
Pickett	38	6-18	5-12	5/5	1/5	6	2	3	5	1	22
Joiner	30	6-11	2/3	2/2	0/5	5	2	1	0	1	16
Haywood	1	0/0	0/0	0/0	0/0	1	0	1	0	0	0
Galloway	18	1/3	1/2	1/2	0/2	2	0	2	1	0	4
Callier	1	0/0	0/0	0/0	0/0	0/0	0/0	0/0	0/0	0/0	0
Moran	2	0/1	0/0	0/0	0/0	0/0	0/0	0/0	0/0	0/0	0
Fells	2	0/0	0/0	0/0	0/0	0/0	0/0	0/0	0/0	0/0	0
Matthews	9	1/2	0/0	0/0	2/4	4	0	1	0	0	2
Team											1
<b>Totals</b>	<b>200</b>	<b>29-63</b>	<b>9-20</b>	<b>11-12</b>	<b>14-24</b>	<b>38</b>	<b>23</b>	<b>12</b>	<b>14</b>	<b>4</b>	<b>76</b>

Va. Tech Min	FG	3FG	FT	O-D	Reb	F	A	T	B	S	Pts.
Galloway	24	1/4	0/0	2/2	3/3	6	3	1	3	1	2
Matthews	35	5-11	0/1	9/7	3/3	6	2	2	0	1	15
Taylor	29	7-15	0/0	3/4	5/4	9	2	2	0	1	17
Chase	40	4/9	3/7	2/2	0/1	1	0	1	0	0	13
Dixon	35	3-13	3-10	4/6	1/4	5	4	2	1	0	13
Davis	2	0/1	0/1	0/0	0/0	0/0	0/0	0/0	0/0	0/0	0
Harris	6	0/1	0/0	4/4	0/0	0/0	0/0	0/0	0/0	0/0	4
McCandless	7	0/0	0/0	0/0	0/0	0/0	0/0	0/0	0/0	0/0	0
Thompson	17	1/4	0/1	1/2	1/1	2	3	1	3	0	3
Minor	3	0/0	0/0	0/0	0/0	0/0	0/0	0/0	0/0	0/0	0
Team											2
<b>Totals</b>	<b>200</b>	<b>21-58</b>	<b>6-20</b>	<b>21-27</b>	<b>15-19</b>	<b>34</b>	<b>16</b>	<b>9</b>	<b>9</b>	<b>4</b>	<b>69</b>

Florida State (8-3, 0-1 ACC) 47 29 - 76  
Virginia Tech (6-4, 0-0 BE) 31 38 - 69

Referees: John Cahill, Jim Honey, David Day

FG%: Florida State, 44; Virginia Tech, 362  
3FG%: Florida State, 45; Virginia Tech, 300  
FT%: Florida State, 97; Virginia Tech, 778  
Technical Fouls: None

GAME NUMBER 12

Florida State 72 • Texas A&M-Corpus Christi 56



TALLAHASSEE, Fla. – Tim Pickett scored 24 points and contributed the game-breaking play as Florida State beat Texas A&M-Corpus Christi 72-56 in a non-conference game. Florida State was holding a two-point edge, 45-43, with 10:40 left when Pickett sprinted across the court to block a shot by Kemar Burrows. Teammate Trevor Harvey snagged the ball and passed to Todd Galloway, who scored to kick off a 16-3 Florida State run capped by a Pickett dunk that put the Seminoles up 61-46 with :23 left. Brothers Travis and Thomas Bailey led the Islanders with 13 and 10 points, respectively. Corey Lamkin grabbed nine rebounds. Pickett also added a team-high seven rebounds for the Seminoles. Anthony Richardson added 15 points.

TAMCC Min	FG	3FG	FT	O-D	Reb	F	A	T	B	S	Pts.
Murphy	28	1/1	0/0	1/2	1/3	4	0	0	3	1	3
Lamkin	28	1/3	0/0	1/1	2/7	9	4	1	1	0	2
Cole	30	2/4	0/0	3/4	4/4	8	2	0	0	0	7
Edgins	27	0/7	0/1	2/2	1/3	4	3	2	5	1	2
Bailey, Tr.	31	4-17	2-10	3/3	0/2	2	0	3	0	0	13
Bailey, Th.	21	3/6	2/4	2/2	1/4	5	5	0	2	0	10
Burrows	5	2/3	1/1	2/2	0/0	0	1	0	0	0	7
Jackson	13	0/0	0/0	2/2	1/0	1	3	1	3	0	2
White	16	3/11	2/9	1/3	0/5	5	2	3	4	0	9
Edwards	1	0/0	0/0	0/0	0/0	0	0	0	0	0	0
Wrightman	1	0/1	0/0	0/0	0/0	0	0	0	0	0	0
Moran	1	0/0	0/0	0/0	0/0	0	0	0	0	0	0
Fells	1	0/0	0/0	0/0	0/0	0	0	0	0	0	0
Matthews	5	0/0	0/0	0/0	0/1	1	1	0	1	0	0
Team											3
<b>Totals</b>	<b>200</b>	<b>16-62</b>	<b>7-25</b>	<b>17-22</b>	<b>13-32</b>	<b>45</b>	<b>20</b>	<b>11</b>	<b>23</b>	<b>2</b>	<b>56</b>

Florida St. Min	FG	3FG	FT	O-D	Reb	F	A	T	B	S	Pts.
Waleskiewski	28	4-10	0/0	0/0	2/2	4	0	1	1	0	18
Richardson	32	6-12	0/1	3/5	3/2	5	0	0	0	0	15
Harvey	24	2/2	0/0	0/2	3/3	6	4	1	1	1	4
Johnson	29	3/7	1/3	1/4	1/4	5	2	1	1	0	9
Pickett	34	8-26	4-6	4/5	3/4	7	2	2	1	2	24
Joiner	14	3/6	0/0	0/0	2/2	4	5	3	1	0	6
Haywood	6	1/1	0/0	0/3	0/0	0	0	0	2	0	2
Galloway	19	2/6	0/4	0/1	0/1	1	3	4	1	0	3
Callier	6	0/1	0/0	1/2	1/1	2	1	0	1	0	1
Wrightman	1	0/1	0/0	0/0	0/0	0	0	1	0	1	0
Moran	1	0/0	0/0	0/0	0/0	0	0	0	0	0	0
Fells	1	0/0	0/0	0/0	0/0	0	0	0	0	0	0
Matthews	5	0/0	0/0	0/0	0/1	1	1	0	1	0	0
Team											3
<b>Totals</b>	<b>200</b>	<b>29-72</b>	<b>5-28</b>	<b>9-19</b>	<b>15-25</b>	<b>43</b>	<b>15</b>	<b>14</b>	<b>9</b>	<b>3</b>	<b>72</b>

FG%: Texas A&M-Corpus Christi, 25; Florida State, 403  
3FG%: Texas A&M-Corpus Christi, 28; Florida State, 179  
FT%: Texas A&M-Corpus Christi, 77; Florida State, 474  
Technical Fouls: None

Texas A&M-Corpus Christi (6-7) 26 - 56  
Florida State (9-3, 0-1 ACC) 28 44 - 72

Referees: Larry Rose, Bryan Kersey, Tim Nestor

GAME NUMBER 13

Maryland 89 • Florida State 62



COLLEGE PARK, Md. – Drew Nicholas scored 23 points and 21st-ranked Maryland defeated Florida State, 89-62, for its fifth straight victory. Reserve Tahj Holden had 12 points for the Terrapins who extended their school-record run of Atlantic Coast Conference victories to 14. Florida State missed its first eight shots and had five turnovers in falling behind 18-0 with 4:30 elapsed. Tim Pickett scored 15 points and Anthony Richardson had 14 (13 in the second half) for the Seminoles. Florida State cut the lead to 18 before Nicholas scored five points in a 9-0 burst that put Maryland ahead 44-17. Despite receiving only three first half minutes from foul-plagued center Ryan Randle, Maryland was in control at halftime.

Florida St. Min	FG	3FG	FT	O-D	Reb	F	A	T	B	S	Pts.
Waleskiewski	19	1/7	0/0	0/0	1/0	1	1	0	1	0	2
Richardson	31	5-12	2/2	2/4	3/1	4	3	3	1	1	14
Harvey	17	2/5	0/0	4/7	1/1	2	1	1	3	0	2
Johnson	30	0/5	0/3	1/2	1/1	2	1	2	0	1	1
Pickett	35	5-13	3-10	2/2	1/5	6	1	2	1	0	25
Joiner	24	5-13	1-1	2/4	3/6	9	3	1	1	0	



**GAME NUMBER 14**

**Georgia Tech 81 • Florida State 74**

ATLANTA, Ga. – Marvin Lewis scored a career-high 33 points and Georgia Tech made 28-of-31 free throws to beat Florida State 81-74. Florida State made repeated runs at the Yellow Jackets, but never could pull even. Tim Pickett scored 13 points for Florida State. Lewis was at the opposite end of the spectrum. The junior guard hit 11-of-13 shots from the field – including 6-of-8 outside the 3-point arc. Lewis made his final field goal with 9:35 remaining, but connected on five free throws in the last minute. He got help from freshman Chris Bosh, who had his seventh double-double of the year, scoring 19 points and grabbing 12 rebounds. B.J. Elder added 14 points. Anthony Richardson led the Seminoles with 20 points and nine rebounds. In the first half, Florida State cut a 12-point deficit to 34-31 with just over two minutes remaining. But the Yellow Jackets closed the period with an 8-0 run, which included a 3-pointer by Elder and Lewis' buzzer-beating trey that gave his team a 42-31 lead going to the locker room. The Seminoles crept back in the game, closing the gap to 53-51 when Richardson drove right through the defense for a lay-in with 11:06 to go. Lewis stepped up again, responding with back-to-back threes that quickly gave the Yellow Jackets some breathing room. Florida State made one last push, cutting Georgia Tech's lead to 65-61 when Richardson made a couple of free throws with 4:45 left.



Florida St.	Min	FG	3FG	FT	O-D	Reb	F	A	T	B	S	Pts.
Waleskowski	11	3-5	0-0	0-0	2-0	2	0	2	3	0	0	6
Richardson	38	5-12	0-2	10-10	4-5	9	4	2	2	1	1	20
Harvey	21	4-6	0-0	0-0	1-2	3	1	1	3	2	8	8
Johnson	29	3-3	2-2	0-0	0-3	3	3	0	0	1	8	8
Pickett	40	5-16	3-11	0-0	0-2	2	5	0	4	0	5	13
Joner	29	1-9	0-1	3-4	3-2	5	1	4	2	0	2	5
Haywood	1	0-0	0-0	0-0	0-0	0	0	0	0	0	0	0
Galloway	12	1-4	0-2	0-0	0-2	2	5	3	2	0	2	2
Callier	2	2-2	0-0	0-0	0-0	0	1	0	0	0	6	6
Wrightman	1	0-0	0-0	0-0	0-0	0	0	0	0	0	0	0
Mathews	16	3-5	0-0	0-1	1-1	4	0	1	1	1	0	6
Team						3	0	3				3
<b>Totals</b>	<b>200</b>	<b>27-64</b>	<b>7-20</b>	<b>13-14</b>	<b>13-17</b>	<b>30</b>	<b>23</b>	<b>16</b>	<b>15</b>	<b>5</b>	<b>11</b>	<b>74</b>

Ga. Tech	Min	FG	3FG	FT	O-D	Reb	F	A	T	B	S	Pts.
Booh	34	5-9	0-0	9-9	1-11	12	1	0	0	2	3	19
Lewis	29	11-13	6-8	5-6	0-3	3	4	0	3	0	1	33
Schenscher	22	1-2	0-0	0-1	1-1	2	2	1	2	0	2	2
Elder	32	4-10	1-3	5-6	0-0	0	2	2	3	0	2	14
Jack	32	0-2	0-0	7-8	0-2	2	1	8	5	0	1	7
Muhammad	18	1-4	0-0	2-2	1-3	4	1	1	3	0	0	4
Nelson	22	0-3	0-1	0-0	1-3	4	3	1	1	1	0	0
Tavel	1	0-1	0-0	0-0	0-0	0	0	0	1	0	0	0
Monsney	10	1-4	0-1	0-0	0-1	3	0	2	1	0	2	2
Team						1	1	2				2
<b>Totals</b>	<b>200</b>	<b>23-49</b>	<b>7-13</b>	<b>28-31</b>	<b>7-25</b>	<b>32</b>	<b>14</b>	<b>15</b>	<b>19</b>	<b>6</b>	<b>7</b>	<b>81</b>

Florida State (9-5, 0-3 ACC) 31 43 - 74  
Georgia Tech (9-5, 2-1 ACC) 42 39 - 81

Referees: Duke Edsall, Tim Higgins, Les Jones

FG%: Florida State, 42% Georgia Tech, 47%  
3FG%: Florida State, 35% Georgia Tech, 52%  
FT%: Florida State, 92% Georgia Tech, 90%  
Technical Fouls: None

**GAME NUMBER 15**

**NC State 70 • Florida State 63**

TALLAHASSEE, Fla. – Junior forward Marcus Melvin scored 21 points and grabbed 10 rebounds to lead NC State to a 70-63 win over Florida State. Anthony Richardson and Trevor Harvey each scored 14 points to lead the Seminoles while Todd Galloway added 13 and Tim Pickett 11. NC State needed Melvin's contribution after sophomore Julius Hodge, who came in tied for the ACC scoring lead at 17.5 points per game, recorded only three points in the first half. Hodge broke out after the break, however, and even eventually eclipsed Melvin, scoring a team-high 22. Hodge hit one-of-five shots from the field and added a free throw in the first half. But he shot six-of-13 from the field and was nine-of-10 from the line after the break. Poor shooting in the second half doomed Florida State. Though they trailed only 32-30 at the break, the Seminoles never were able to tie the score, much less take the lead. In the second half, they hit just 10-of-26 shots from the field – four-of-14 from 3-point range – and were nine-of-17 from the line.



NC State	Min	FG	3FG	FT	O-D	Reb	F	A	T	B	S	Pts.
Hodge	38	6-13	1-6	9-10	2-3	5	1	2	4	0	3	22
Melvin	38	6-10	3-5	6-9	0-10	10	2	2	3	0	2	21
Powell	14	3-6	1-3	1-2	3	4	0	1	0	0	8	8
Sherrill	38	1-7	0-5	1-2	0-7	7	1	1	0	0	1	3
Crawford	38	2-6	0-2	2-4	1-3	4	4	4	0	0	2	6
Bennaman	6	0-1	0-0	0-0	0-1	1	0	0	0	0	0	0
Watkins	13	1-3	0-0	1-0	1	4	1	2	0	1	2	2
Collins	15	3-4	0-2	0-0	2-1	3	3	1	1	0	0	8
Team						1	2	3				3
<b>Totals</b>	<b>200</b>	<b>22-50</b>	<b>7-24</b>	<b>19-25</b>	<b>8-29</b>	<b>37</b>	<b>19</b>	<b>11</b>	<b>0</b>	<b>9</b>	<b>70</b>	


  

Florida St.	Min	FG	3FG	FT	O-D	Reb	F	A	T	B	S	Pts.
Waleskowski	13	0-0	0-0	0-0	0-0	0	1	2	1	0	1	0
Richardson	36	6-10	0-2	2-2	2-2	4	3	1	1	1	1	14
Harvey	22	5-7	0-0	4-4	1-2	3	2	1	2	1	0	14
Johnson	34	2-5	2-4	0-0	0-5	5	3	0	2	0	2	6
Pickett	31	3-16	3-12	2-2	1-3	4	4	3	1	0	2	11
Joner	28	1-5	0-2	0-0	1-3	4	2	1	0	0	2	2
Galloway	19	4-6	3-4	2-4	0-1	1	5	3	4	0	0	13
Callier	4	0-1	0-1	1-2	0-0	0	0	0	0	0	0	1
Wrightman	1	0-0	0-0	0-0	0-0	0	0	0	0	0	0	0
Mathews	13	1-3	0-0	0-1	2-3	5	1	0	0	0	2	2
Team						1	3	4				4
<b>Totals</b>	<b>200</b>	<b>22-53</b>	<b>8-25</b>	<b>11-20</b>	<b>6-22</b>	<b>30</b>	<b>21</b>	<b>12</b>	<b>2</b>	<b>7</b>	<b>63</b>	


FG%: NC State, 44% Florida State, 41%  
3FG%: NC State, 29% Florida State, 32%  
FT%: NC State, 67% Florida State, 55%  
Technical Fouls: None

NC State (9-4, 2-1 ACC) 32 38 - 70  
Florida State (9-6, 0-4 ACC) 30 33 - 63

Referees: Peggie Colfer, Jamie Luckie, Manny Upton



Tim Pickett made a single game school record-tying six 3-point field goals in Florida State's victory over Virginia in Tallahassee.



Florida State played eight teams who played in the postseason during the 2002-03 season.

### GAME NUMBER 16

#### Florida State 60 • Clemson 59

TALLAHASSEE, Fla. – Anthony Richardson hit a pair of free throws with 0.4 seconds left in the game to give Florida State its first Atlantic Coast Conference win of the season, 60-59, over Clemson. Tim Pickett led Florida State with 21 points and snagged four steals to break the Seminoles' three-game losing streak. Clemson looked to have pulled out a 59-58 win when Florida State's Nate Johnson missed on a jumper in the final seconds. But as Richardson snagged the offensive rebound, Clemson's Sharrod Ford hit Richardson's forearm. As the clock expired, the officials called Ford for a foul, prompting a video review to make sure it was a shooting foul and that it occurred before the buzzer. Officials added the time and Richardson, who had missed his only previous try from the line, sank both with perfect form. Richardson had hit his last 13 free-throw attempts entering the game. Clemson coach Larry Shyatt hoped to get a foul called on the subsequent inbound play, when contact was made on the Tigers' Edward Scott as Chris Hobbs hurled the ball downcourt. Shyatt tried to argue for a charge call, but no call was made. Olu Babalola scored 12 points to lead Clemson, which has come out on top in only three of the series' 15 contests in Tallahassee. Florida State never led in the first half. The Seminoles earned their first lead 1:03 into the second half, when Pickett sank a layup off a pass from Richardson to put the Seminoles up 37-36. The Seminoles couldn't find the basket early, scoring just 10 points in the game's first 10 minutes. The Tigers stretched their lead late in the second half through the perimeter shooting of Shawan Robinson, who nailed a trio of 3-pointers and another jumper to put the Tigers up 35-23 with 3:17 left in the first half. However, Robinson was held scoreless in the second half.



Clemson	Min	FG	3FG	FT	O-D	Reb	F	A	T	B	S	Pts.
Babalola	30	6-8	0-1	2-3	3-0	3	2	2	4	2	4	12
Robbs	20	1-2	0-0	3-4	1-1	2	2	0	1	0	1	5
Ford	28	4-6	0-0	3-5	3-5	8	2	0	2	1	2	11
Scott	40	4-14	1-5	0-0	0-3	3	1	6	3	0	1	9
Christie	28	1-8	1-4	1-5	2-1	3	4	2	5	0	0	4
Beko	6	1-1	1-1	0-0	0-0	1	0	1	0	0	0	3
Nagy	19	2-4	0-1	0-0	0-2	2	2	0	0	1	0	4
Henderson	13	0-0	0-0	0-0	0-4	4	3	0	2	0	0	0
Robinson	15	4-5	3-4	0-0	0-2	2	0	0	1	0	0	11
Akingbala	1	0-0	0-0	0-0	0-0	0	0	0	0	0	0	0
Team				1-2		3						
<b>Totals</b>	<b>200</b>	<b>22-48</b>	<b>6-16</b>	<b>6-17</b>	<b>10-20</b>	<b>30</b>	<b>17</b>	<b>10</b>	<b>19</b>	<b>4</b>	<b>8</b>	<b>59</b>

FG%: Clemson, 45%; Florida State, 43%  
3FG%: Clemson, 37%; Florida State, 30%  
FT%: Clemson, 52%; Florida State, 70%  
Technical Fouls: None

Clemson (11-3, 1-3 ACC) 36 23 - 59  
Florida State (10-8, 1-4 ACC) 33 27 - 60  
Referees: Larry Rose, Bryan Kersey, Ed Corbett

### GAME NUMBER 17

#### Wake Forest 71 • Florida State 60



WINSTON-SALEM, N.C. – Josh Howard overcame an unusually poor game with big baskets and solid free throw shooting while scoring 24 points to lead Wake Forest to a 71-60 win over Florida State. The only senior in the starting lineup for Wake Forest, Howard has had to carry the Demon Deacons this season. Howard committed seven turnovers and played spotty defense, allowing Tim Pickett to score 27 points – the most an opponent has scored against Wake Forest this season. But with the game and Wake Forest's 11-game home winning streak on the line, Howard stepped it up late in the second half. He did in scoring seven straight points, making a jumper, two free throws and a 3-pointer in an 11-4 run that put Wake Forest ahead 51-43. The Demon Deacons fell into another scoring drought after that and Florida State cut the score to 54-52 with 4:12 to go. Then Howard made two free throws and a 3-pointer that made it 59-52. He sealed it from there with strong drives to the basket that sent him to the free throw line, where he went 5-of-6 down the stretch and 10-of-12 for the game. His dunk with 1:13 to play when he sprinted ahead of the defense as the teams came out of a timeout made it 68-59. Florida State was hampered by its inability to get the line – the Seminoles were four-of-seven while Wake Forest was 21-of-27.

Florida St.	Min	FG	3FG	FT	O-D	Reb	F	A	T	B	S	Pts.
Joiner	36	4-8	1-5	2-4	1-2	3	3	2	1	0	2	11
Richardson	22	2-3	0-0	1-2	3-1	4	1	2	0	1	1	5
Harvey	9	1-2	0-0	0-0	1-3	4	0	0	1	0	0	2
Johnson	33	0-6	0-4	0-0	2-4	6	3	0	1	0	0	0
Pickett	37	11-21	4-11	1-1	1-2	3	3	1	3	0	4	27
Galloway	26	4-10	1-4	0-0	0-1	1	4	2	0	0	0	9
Callier	4	0-0	0-0	0-0	1-0	1	0	1	0	0	0	0
Mathews	9	0-1	0-0	0-0	0-2	2	1	1	3	0	0	0
Waleszkowski	24	3-6	0-0	0-0	1-4	5	4	1	2	0	2	6
Team						1-0						
<b>Totals</b>	<b>200</b>	<b>25-63</b>	<b>6-24</b>	<b>4-7</b>	<b>11-19</b>	<b>30</b>	<b>21</b>	<b>9</b>	<b>14</b>	<b>1</b>	<b>9</b>	<b>60</b>

FG%: Florida State, 39%; Wake Forest, 42%  
3FG%: Florida State, 25%; Wake Forest, 36%  
FT%: Florida State, 57%; Wake Forest, 77%  
Technical Fouls: Florida State Bench

Wake Forest (10-7, 1-5 ACC) 23 37 - 61  
Florida State (13-2, 3-2 ACC) 27 44 - 71  
Referees: Duke Edsall, Gerald Boudreaux, Joe Lindsay

### GAME NUMBER 18

#### Virginia 85 • Florida State 72



CHARLOTTESVILLE, Va. – Virginia used the spark of solid defensive play and their most balanced game of the season to beat Florida State 85-72. The Cavaliers used a run bridging the halves to take command. They outscored the Seminoles 12-3 to end the half, then came out on a 10-4 run in the second. Travis Watson had 20 points and 16 rebounds to lead the Cavaliers and five players scored in double figures. Derrick Byars added 15, Elton Brown 14 and Jason Clark 12. Virginia hit 11-of-20 3-point shots, getting four 3's apiece from Billet and Byars and one each from three other players. The Cavaliers led 38-28 after closing the first half on a 12-3 run, then outscored the Seminoles 10-4 in the first 3:05 of the second half. They maintained a lead of at least nine points the rest of the way, and pushed it as high as 18 on Majestic Mapp's 3-pointer with 5:27 left. Tim Pickett led the Seminoles with 21 points and hit six 3-pointers. Anthony Richardson added 17 points and Todd Galloway had 12 and eight assists. The Seminoles got no closer than 51-41 with 14:50 to play. Byars followed with a 3-pointer, his fourth, and Watson added a free throw.

Florida St.	Min	FG	3FG	FT	O-D	Reb	F	A	T	B	S	Pts.
Joiner	25	5-7	1-2	0-2	2-3	5	5	1	1	0	1	7
Richardson	30	1-3	0-1	3-5	2-1	3	1	0	2	1	1	17
Harvey	19	1-5	0-0	4-4	2-7	9	4	0	1	0	1	6
Johnson	30	1-2	1-2	0-0	0-2	2	4	2	0	2	3	3
Pickett	35	7-18	6-13	1-2	1-3	4	2	1	4	0	1	21
Galloway	28	5-11	1-1	1-3	0-2	2	3	8	1	1	1	12
Callier	2	0-1	0-0	0-0	0-0	0	0	1	0	0	0	0
Mathews	15	1-1	0-0	0-0	0-2	2	3	0	2	0	2	4
Waleszkowski	16	2-4	0-1	0-0	0-1	1	4	0	1	0	0	4
Team						3-1						
<b>Totals</b>	<b>200</b>	<b>27-62</b>	<b>9-20</b>	<b>9-16</b>	<b>10-22</b>	<b>32</b>	<b>24</b>	<b>15</b>	<b>12</b>	<b>4</b>	<b>7</b>	<b>72</b>

FG%: Florida State, 43%; Virginia, 45%  
3FG%: Florida State, 45%; Virginia, 55%  
FT%: Florida State, 56%; Virginia, 64%  
Technical Fouls: None

Virginia (10-8, 1-6 ACC) 28 44 - 72  
Florida State (12-6, 3-3 ACC) 38 47 - 85  
Referees: Karl Hess, Ray Nail, Roger Ayers



**GAME NUMBER 19**

**Florida State 75 • Duke 70**



TALLAHASSEE, Fla. – For the second straight year, Florida State upset Duke at home and moved out of the Atlantic Coast Conference cellar. Adam Waleskowski sandwiched a left-handed hook and a dunk around two free throws by Tim Pickett in the final 18 seconds as Florida State handed the Blue Devils their third straight conference road loss. Florida State shot 60 percent from the field and limited Duke to just 34.7 percent. Dahntay Jones, Duke's leading scorer entering the game at 17.6 points per game, finished with a season-low two points and fouled out with 1:42 remaining. He was 1-of-10 from the field and missed two free throws. Duke pulled within 71-70 with 10 seconds left on a 3-pointer by Daniel Ewing, but immediately fouled on the inbounds pass. Pickett's two free throws gave Florida State a 73-70 lead with 9.9 seconds left and Duke raced down the court looking for a tying 3-point shot, but Chris Duhon slipped and fell in front of the Blue Devils bench, losing the ball with 6 seconds left and leading to the game-ending dunk by Waleskowski. Pickett had 15 points, nine rebounds and four assists for Florida State, which made nine of its last 10 free throws. Freshman J.J. Redick led Duke with 16 points and Nick Horvath added 10 points and 12 rebounds. Florida State led by 11 points twice in the second half, the last time with 15:36 left on a jumper by Anthony Richardson, who finished with 14 points. Duke responded with a 12-1 run over the next five minutes, tying the game on a layup by Daniel Ewing with 11:33 remaining. But the Seminoles came right back with seven straight points, taking a 56-49 lead on a 3-pointer with 8:35 remaining. Florida State freshman guard Todd Galloway had 13 points, including two free throws with 57 seconds left that gave Florida State a 69-65 lead.

Duke	Min	FG	3FG	FT	O-D	Reb	F	A	T	B	S	Pts.
Horvath	25	4/8	1-4	1-2	8-4	12	2	2	1	0	2	10
Jones	34	1/10	0-4	0-2	0-4	4	5	0	1	0	3	2
Sanders	17	4/7	0/0	0/0	4/0	4	4	0	1	2	8	
Redick	34	5/19	4/13	2/2	1/3	4	0	3	0	1	16	
Duhon	21	2/7	2/6	1-2	0-1	1	2	7	3	0	2	7
Ewing	22	3/11	2/5	2/2	0/0	0	1	0	0	0	10	
Melchioni	7	3-4	2/3	0/0	0/0	0	3	0	0	0	8	
Dockery	15	3/6	1-2	1-2	1-1	2	2	3	1	0	1	8
Williams	9	0/1	0/0	1/2	0/0	0	2	1	0	0	1	
Randolph	6	0/0	0/0	0/1	1/1	2	0	1	0	0	0	
Team						3-3					6	
<b>Totals</b>	<b>200</b>	<b>25-72</b>	<b>12-37</b>	<b>8-14</b>	<b>18-17</b>	<b>35</b>	<b>21</b>	<b>17</b>	<b>12</b>	<b>1</b>	<b>11</b>	<b>70</b>

FG%: Duke, .347; Florida State, .600  
3FG%: Duke, .304; Florida State, .429  
FT%: Duke, .571; Florida State, .571  
Technical Fouls: None

Referees: Reggie Colfer, Gary Maxwell, Doug Shows

Duke (14-3, 4-3 ACC) 35 35 - 70  
Florida State (11-8, 2-6 ACC) 41 34 - 75

**GAME NUMBER 20**

**North Carolina 61 • Florida State 60**




CHAPEL HILL, N.C. – David Noel stole the ball and made the game-winning free throw with 5.6 seconds left as North Carolina snapped its five-game losing streak with a 61-60 victory over Florida State. Jawad Williams scored 20 points and Noel added 11 as the Tar Heels picked up their 500th ACC win all-time. Florida State led 57-53 with 4:19 left on a basket by Anthony Richardson, who had 17 points. But the Tar Heels fought back down the stretch from the foul line and Williams tied the score at 60-60 with one of two free throws with 29.9 seconds left. The Seminoles called a time out to set up the final play for a possible win in the Smith Center, but Richardson had the ball stolen by Noel at the top of the key. Noel was fouled as he raced down the court for a possible layup. The North Carolina freshman made the first free throw to break the tie, then missed the second. Florida State's final chance at victory ended when Nate Johnson's desperation 35-footer at the buzzer was short. The Seminoles got a huge lift from Benson Callier, who had a season-high 13 points. Callier had scored just seven points in ACC play entering the game. North Carolina came out gunning from the outside, making six-of-nine 3-pointers in the first 10 minutes to build leads of 10 and 14 points before missing 12 of its final 14 shots. The Seminoles countered with a 10-0 run over a two minute span to get back into it. A slam by Callier right before the half pulled Florida State to 31-29 at the break despite 11 turnovers. The biggest lead of the second half was eight by North Carolina.

Florida St.	Min	FG	3FG	FT	O-D	Reb	F	A	T	B	S	Pts.
Joiner	33	4/7	2/4	2/2	5/5	8	1	1	3	0	1	12
Richardson	34	7/15	0-1	3-3	2-2	4	4	2	3	0	0	17
Waleskowski	10	1-2	0-1	0-0	1-2	3	4	1	1	0	0	2
Johnson	37	1-6	1-5	0-0	0-3	3	0	3	2	0	0	3
Pickett	20	4/7	0-3	0-0	0-2	2	5	0	0	4	8	
Heywood	5	0/0	0/0	0/0	1/1	2	1	0	0	0	0	0
Galloway	30	1-5	1-2	0-0	0-0	0	4	7	4	0	1	3
Harvey	8	1-1	0-0	0-0	1-0	1	0	0	2	0	1	2
Callier	20	5-11	3-4	0-0	1-5	6	4	0	0	1	1	13
Mathews	3	0-1	0-0	0-0	0-0	0	0	0	0	0	0	0
Team						0-0						0
<b>Totals</b>	<b>200</b>	<b>16-49</b>	<b>9-23</b>	<b>16-24</b>	<b>11-21</b>	<b>32</b>	<b>14</b>	<b>15</b>	<b>14</b>	<b>5</b>	<b>6</b>	<b>61</b>

FG%: Florida State, .436; North Carolina, .367  
3FG%: Florida State, .350; North Carolina, .391  
FT%: Florida State, 1.000; North Carolina, .667  
Technical Fouls: None

Referees: Larry Rose, Bryan Kersey, Steve Gordon.


Florida State (11-9, 2-7 ACC) 29 31 - 60  
North Carolina (11-10, 3-6 ACC) 30 - 61



Adam Waleskowski and the Seminoles defeated No. 5-ranked Duke Feb. 2, 2003 in Tallahassee.

**REVIEW**





Nate Johnson scored six points and pulled down five rebounds against NC State in Tallahassee.

**GAME NUMBER 21**

**Maryland 74 • Florida State 72**

TALLAHASSEE, Fla. – Steve Blake scored Maryland's final seven points, including four free throws in the final 17.5 seconds, as the 16th-ranked Terrapins defeated Florida State, 74-72. Blake, who finished with 15 points, made a 3-pointer from the corner to break a 67-67 tie with 2:36 left and then clinched the win with his clutch free throws. Florida State got within a point at 70-69 on a layup with 17.5 seconds left and Blake was fouled on the inbounds pass before any time could go off the clock. Blake hit both free throws for a 72-69 lead and was fouled again with 4.9 seconds remaining after a missed Florida State shot. He again hit both tries as Maryland went ahead 74-69. Galloway's 3-pointer at the buzzer closed out the scoring. Drew Nicholas, who scored 20 points, including a layup that tied the game at 67 with 3:14 left, led Maryland. Trevor Harvey led Florida State with a career-high 19 points and a game-high 10 rebounds. He scored 15 points in the second half, including a dunk that gave the Seminoles a 67-65 lead with 3:35 left.



Maryland	Min	FG	3FG	FT	O-D	Reb	F	A	T	B	S	Pts.
Casper-Med	17	0-4	0-2	0-0	2-3	4	3	0	0	0	0	0
Randle	28	3-8	0-1	4-4	2-6	8	3	1	1	1	3	10
Holden	31	2-8	1-3	6-6	2-7	9	4	2	1	0	2	11
Nicholas	34	7-14	3-5	3-5	0-2	2	2	3	2	0	0	20
Blake	35	3-9	3-4	6-6	2-3	5	3	4	3	0	1	15
Smith	15	2-4	0-0	1-2	0-0	2	2	0	0	2	0	5
Garrison	5	1-1	0-0	0-1	1	1	0	2	1	1	2	2
McCall	21	3-7	0-2	0-0	0-7	7	1	3	2	0	1	6
Gilchrist	10	1-3	0-0	0-0	0-0	0	0	3	0	0	0	2
McCray	4	1-2	1-2	0-0	0-0	1	1	0	0	0	0	3
Team						1-1						2
<b>Totals</b>	<b>200</b>	<b>23-60</b>	<b>9-19</b>	<b>20-23</b>	<b>0-9</b>	<b>40</b>	<b>20</b>	<b>17</b>	<b>11</b>	<b>4</b>	<b>8</b>	<b>74</b>

Florida St.	Min	FG	3FG	FT	O-D	Reb	F	A	T	B	S	Pts.
John	13	1-5	0-2	0-0	1-3	1	2	3	1	0	1	2
Richardson	24	2-7	0-2	5-6	3-2	5	2	1	3	3	1	9
Waleskowski	22	0-5	0-1	2-2	1-2	3	0	0	3	3	2	2
Johnson	32	4-8	4-6	2-3	0-5	5	1	2	0	0	1	14
Pickett	28	3-12	2-7	4-4	1-5	6	5	2	2	1	0	12
Galloway	27	3-8	2-2	2-2	0-2	2	2	0	1	0	1	10
Harvey	25	9-19	0-0	1-3	3-7	10	3	1	1	0	2	19
Callier	11	1-2	0-1	0-0	1-1	2	0	1	0	1	0	2
Mathews	12	1-2	0-0	0-1	0-0	0	0	1	1	0	2	2
Team						2-1						3
<b>Totals</b>	<b>200</b>	<b>24-62</b>	<b>8-21</b>	<b>16-21</b>	<b>12-25</b>	<b>37</b>	<b>15</b>	<b>13</b>	<b>13</b>	<b>8</b>	<b>7</b>	<b>72</b>

Maryland (15-6, 7-3 ACC) 36 36 - 74  
Florida State (11-10, 2-8 ACC) 33 39 - 72  
Referees: Larry Ross, Reggie Coler, Jamie Luckie  
Technical Fouls: Maryland: Taji Holden

**GAME NUMBER 22**

**Florida State 71 • Georgia Tech 64**

TALLAHASSEE, Fla. – Sophomore forward Anthony Richardson scored 18 points to lead Florida State to a 71-64 victory over Georgia Tech. Richardson added a career-high tying five assists, five rebounds and a career-high five blocked shots in his best game of the season. He had four points and an assist after the Yellow Jackets cut a 15-point halftime deficit to 57-53 with 10:08 to play. Florida State went on a 35-13 run over the final 12:20 of the first half to take control of the game. The Seminoles erased a 17-10 deficit against a Georgia Tech team that tried for its first road win in nine games this season. Reserve forward Adam Waleskowski, who scored a career-high 12 points, ignited the charge with a 3-pointer. Trevor Harvey's putback basket with 8:59 to go in the first half gave the Seminoles a 22-21 lead they never relinquished. Harvey also finished with 12 points. Georgia Tech went seven minutes between field goals during the Seminoles' run, which senior forward Mike Mathews capped with the final four points for a 45-30 Florida State halftime lead. Sophomore guard B.J. Elder scored 16 of his game-high 19 points in the second half, including a 3-pointer that left the Seminoles clinging to a 57-53 lead at the end of a 27-8 run by the Yellow Jackets. Richardson ended a seven-minute scoreless stretch with two free throws, then beat Georgia Tech's press for a dunk and a 61-53 lead. Freshman Jarrett Jack's driving layup with 2:05 to play pulled the Yellow Jackets within 65-61, but Georgia Tech turned the ball over twice and missed its next three shots. Jack, who finished with 16 points, turned the ball over to Richardson, leading to Todd Galloway's game-sealing layup with 34 seconds to play.



Ga. Tech	Min	FG	3FG	FT	O-D	Reb	F	A	T	B	S	Pts.
Lewis	32	4-15	1-5	0-0	4-2	6	3	1	0	1	0	9
Joiner	13	1-1	0-0	0-0	0-0	0	3	0	2	0	1	2
Nelson	31	2-8	0-0	4-5	2-4	6	3	0	0	2	8	
Boah	34	2-10	1-4	4-6	2-6	8	2	0	3	1	9	
Elder	33	7-15	4-6	1-2	1-0	1	4	1	0	0	19	
Jack	34	7-13	0-1	2-2	1-6	7	3	6	3	0	1	16
Muhammad	16	1-3	0-1	0-0	2-1	3	0	1	2	1	2	
Schenscher	9	0-0	0-0	1-2	0-0	0	1	0	0	1	0	
Brooks	1	0-0	0-0	0-0	0-0	0	0	0	0	0	0	
McHenry	10	0-1	0-0	0-0	0-0	0	1	0	0	1	0	
Team						2-1						3
<b>Totals</b>	<b>200</b>	<b>23-65</b>	<b>6-17</b>	<b>12-17</b>	<b>14-20</b>	<b>34</b>	<b>17</b>	<b>9</b>	<b>10</b>	<b>3</b>	<b>7</b>	<b>64</b>

Florida St.	Min	FG	3FG	FT	O-D	Reb	F	A	T	B	S	Pts.
John	13	1-1	0-0	0-0	0-0	0	3	0	2	0	1	2
Richardson	37	6-14	1-3	5-7	1-4	5	3	5	2	5	2	18
Harvey	24	5-10	0-0	2-4	1-2	3	3	0	1	1	0	12
Johnson	35	1-2	1-2	1-2	0-4	4	1	5	0	0	0	4
Pickett	24	3-10	0-1	2-2	0-4	4	3	2	4	0	2	8
Galloway	29	3-8	2-4	1-3	1-5	6	1	4	2	0	1	9
Mathews	8	3-3	0-0	0-0	0-1	1	1	0	0	0	0	6
Waleskowski	30	5-7	2-2	0-0	3-3	6	2	2	4	1	1	12
Team						3-4						7
<b>Totals</b>	<b>200</b>	<b>27-55</b>	<b>6-12</b>	<b>11-16</b>	<b>9-27</b>	<b>36</b>	<b>17</b>	<b>15</b>	<b>15</b>	<b>7</b>	<b>7</b>	<b>71</b>

Georgia Tech (12-10, 5-6 ACC) 34 34 - 64  
Florida State (12-10, 3-8 ACC) 45 26 - 71  
Referees: John Clougherty, Bernard Clinton, Pat Adams  
Technical Fouls: None

**GAME NUMBER 23**

**NC State 71 • Florida State 60**



RALEIGH, N.C. - Julius Hodge scored 21 points and Marcus Melvin added 20 as North Carolina State defeated Florida State 71-60. Tim Pickett led the Seminoles with 20 points. N.C. State, which improved to 6-0 at home in ACC games, played the second half without starting center Josh Powell, who was sidelined with back pain. Anthony Richardson led Florida State in scoring two of the last three games, but picked up three quick fouls and sat out the final 6:44 of the first half. He finished with just nine points. Melvin and Hodge, both in a four-game shooting slump, combined for 25 of N.C. State's 37 first half points, going nine-for-13 from the field. The Wolfpack then used an 11-2 run early in the second half to open a double-digit lead. Hodge, Clifford Crawford and Levi Watkins sank 3-pointers in the spurt that gave N.C. State a 54-42 lead with 12:37 left. Florida State pulled within eight with 4:54 remaining before Hodge made two free throws and a layup. Melvin followed with a 3-pointer to open up a 15-point cushion. Melvin started hot with eight points in the opening 8:56, while Hodge closed the half strong with two driving bank shots and a layup as the Wolfpack went up 37-30 at the break.

Florida St.	Min	FG	3FG	FT	O-D	Reb	F	A	T	B	S	Pts.	NC State	Min	FG	3FG	FT	O-D	Reb	F	A	T	B	S	Pts.
Joiner	31	3-8	1-3	0-0	0-2	2	3	2	2	0	1	7	Sherrill	27	4-9	0-3	2-2	0-1	1	0	0	2	0	2	10
Richardson	24	3-9	0-1	3-3	1-4	5	3	1	2	0	1	9	Hodge	38	8-19	1-5	4-4	1-5	6	2	1	0	1	0	21
Harvey	22	5-7	0-0	4-5	4-4	6	2	1	2	1	1	14	Crawford	38	3-6	1-3	2-2	1-6	7	3	6	2	2	3	9
Johnson	34	0-4	0-3	0-0	0-5	5	0	2	1	0	1	0	Powell	14	1-1	0-0	0-0	0-0	0	1	1	1	0	0	2
Pickett	38	7-15	4-10	2-2	0-2	2	4	1	1	0	1	20	Melvin	33	7-12	2-4	4-5	1-6	7	2	3	2	1	0	20
Galloway	28	2-5	0-1	2-2	1-2	3	3	4	4	0	4	6	Melvin	1	0-0	0-0	0-0	0-0	0	0	0	1	0	0	0
Callier	3	0-0	0-0	0-0	0-0	0	0	0	0	0	0	0	Bainbram	12	1-3	0-0	0-0	0-1	1	2	0	1	0	0	2
Mathews	4	0-0	0-0	1-0	1	0	1	0	0	0	0	1	Watkins	28	3-8	1-4	0-0	2-3	5	3	3	1	0	1	7
Waleskowski	16	2-0	0-0	3-4	0-0	1	2	2	0	0	0	3	Roach	1	0-0	0-0	0-0	0-0	0	2	0	0	0	0	0
Team													Collins	10	0-0	0-0	0-0	0-0	0	3	2	0	0	0	0
Totals	200	20-50	5-18	15-18	9-21	30	16	14	15	1	9	60	Team												

FG%: Florida State, 40%; NC State, 51%  
3FG%: Florida State, 27%; NC State, 23%  
FT%: Florida State, 83%; NC State, 93%  
Technical Fouls: None

**GAME NUMBER 24**

**Clemson 74 • Florida State 60**



CLEMSON, S.C. - Edward Scott scored 29 points and had six assists as Clemson beat Florida State 74-60. Florida State rallied from a 16-point deficit in the first half to trail 55-47 with seven minutes left in the game. That's when Scott drove for a layup and picked up the fifth foul on the Seminoles' Tim Pickett, who had entered the game about a minute earlier after spending much of the second half on the bench. Scott made the free throw, and the Tigers went on a 13-3 run to lead by more than 10 the rest of the way. Anthony Richardson led the Seminoles with 16 points and five rebounds. Todd Galloway added 11 for Florida State. Olu Babalola added 15 points for the Tigers. It was a physical game. The referees whistled 47 fouls and called a double-foul and double-technical in the second half as players got tangled up in the lane. Clemson benefited the most, making 20-of-27 free throws, compared to Florida State's 14-of-24 from the line.

Florida St.	Min	FG	3FG	FT	O-D	Reb	F	A	T	B	S	Pts.	Clemson	Min	FG	3FG	FT	O-D	Reb	F	A	T	B	S	Pts.
Joiner	32	3-8	1-2	0-0	2-2	4	2	3	3	1	2	7	Babalola	37	8-12	2-6	1-4	1-3	4	1	2	2	0	0	15
Richardson	32	7-10	0-0	2-4	1-4	5	1	1	0	1	1	16	Hobbs	20	1-1	0-0	0-0	1-2	3	4	1	1	0	1	2
Harvey	19	3-6	0-0	3-4	2-2	4	3	0	1	0	0	9	Ford	16	0-1	0-0	0-0	1-3	4	4	1	0	0	0	0
Johnson	33	0-4	0-3	2-2	0-5	5	1	0	3	0	0	2	Scott	38	9-16	2-3	9-11	1-2	3	2	6	1	0	1	29
Pickett	24	1-3	0-2	5-6	1-1	2	5	3	0	0	0	7	Christie	31	5-9	0-3	2-2	1-1	2	2	1	3	0	0	12
Haywood	2	0-0	0-0	0-0	0-0	0	0	0	0	0	0	0	Berkie	4	0-0	0-0	0-0	0-0	0	1	1	0	0	0	0
Galloway	21	5-7	1-2	0-1	1-1	2	3	2	1	0	1	11	Nagyis	23	0-4	0-1	8-8	1-4	5	3	0	1	1	0	8
Callier	9	1-2	0-1	0-0	0-1	1	1	0	1	0	1	2	Shay	1	0-0	0-0	0-0	0-0	0	0	0	0	0	0	0
Mathews	11	0-1	0-0	0-2	0-0	0	0	2	0	0	0	0	Holt	1	0-0	0-0	0-0	0-0	0	0	0	0	0	0	0
Waleskowski	18	2-5	0-1	2-3	1-2	3	5	0	0	1	1	6	Henderson	15	0-0	0-0	0-0	0-0	3	3	4	0	0	1	0
Team													Robinson	10	3-5	2-2	0-0	0-1	1	0	1	1	0	0	8
Totals	200	22-46	2-11	14-24	9-22	31	25	10	12	1	6	60	Shayl	1	0-0	0-0	0-0	0-0	0	1	0	0	0	0	0

FG%: Florida State, 47%; Clemson, 50%  
3FG%: Florida State, 18%; Clemson, 40%  
FT%: Florida State, 58%; Clemson, 74%  
Technical Fouls: Florida State Bench, Waleskowski, Florida State, Ford, Clemson

**GAME NUMBER 25**

**Wake Forest 60 • Florida State 56**



TALLAHASSEE, Fla. - Vytas Danelius scored three of his game-high 17 points in the final 26 seconds to help the 12th-ranked Demon Deacons to a 60-56 victory over Florida State. Freshman Justin Gray made four free throws over the final 36 seconds. ACC scoring leader Josh Howard added 14 points for Wake Forest, while Taron Downey and Gray each had 12. Tim Pickett was the only Florida State player in double figures with 16 points. Florida State shot 29.4 percent for the game while Wake Forest made 39.6 percent and enjoyed a 44-32 rebound advantage led by Jamaal Levy's 12 rebounds. Wake Forest, which started a freshman and three sophomores along with Howard, a senior, led 31-29 at halftime.

Wake	Min	FG	3FG	FT	O-D	Reb	F	A	T	B	S	Pts.	Florida St.	Min	FG	3FG	FT	O-D	Reb	F	A	T	B	S	Pts.
Howard	35	5-15	0-5	4-4	4-5	9	3	4	3	1	2	14	Joiner	30	1-8	0-4	0-0	0-1	1	2	0	5	0	2	2
Levy	37	1-2	1-1	0-0	0-12	12	3	2	1	1	3	Richardson	29	4-13	1-2	0-0	2-4	6	2	2	2	1	1	9	
Danelius	32	7-11	0-1	3-4	3-6	9	2	0	3	2	17	Harvey	26	4-7	0-0	0-2	3-5	8	3	0	1	0	2	8	
Williams	12	0-3	0-0	0-0	0-0	0	0	0	4	0	0	Johnson	32	3-7	3-6	0-0	0-1	1	2	4	1	0	1	9	
Downey	37	4-10	4-8	0-0	0-5	5	1	8	4	0	0	12	Pickett	27	5-20	4-10	2-3	4	7	3	1	1	0	3	16
Ellis	12	1-1	0-0	0-0	0-1	1	0	0	0	1	2	Galloway	36	2-8	2-6	0-0	1-0	1	2	4	1	0	0	6	
Gray	31	3-10	2-6	4-4	1-3	4	0	2	3	0	0	12	Mathews	4	0-0	0-0	2-2	0-0	0	0	0	0	0	0	1
Shankland	4	0-1	0-0	0-0	0-0	0	0	0	1	0	0	0	Waleskowski	16	1-5	0-1	2-2	3-0	3	0	1	0	0	0	2
Team													Team												
Totals	200	21-53	7-21	11-12	10-34	44	12	15	20	6	6	60	Totals	200	20-68	10-39	6-8	13-19	32	14	12	11	1	0	56

FG%: Wake Forest, 39%; Florida State, 29%  
3FG%: Wake Forest, 33%; Florida State, 33%  
FT%: Wake Forest, 91%; Florida State, 75%  
Technical Fouls: None

**GAME NUMBER 26**

**Florida State 73 • Virginia 59**



TALLAHASSEE, Fla. - Tim Pickett posted a career-high tying 32 points and grabbed 11 rebounds to lead Florida State over Virginia 73-59. Pickett recorded more points than the Seminoles' next three scorers combined. The junior guard, who notched his third double-double, sank six 3-pointers and had a team-high three steals. Todd Billet's 19 points led Virginia which lost its sixth straight game. Jason Clark added 11 and Devin Smith eight. Michael Joiner added 15, Anthony Richardson scored nine and Trevor Harvey added six for Florida State which defeated Virginia despite trailing 37-34 at halftime. Poor shooting killed the Cavaliers: They shot two-for-12 from the field (zero-for-five on 3's) in the first 8 1/2 minutes after the break and scored just four points in the first 11 minutes of the second half. Florida State, meanwhile, opened the second half with nine unanswered points, kicking off a 24-6 run that left the Cavaliers behind 58-43 with 8:31 to play. Pickett started off one-for-seven shooting from the field but was dead-on afterward, shooting eight-for-11 for the remainder. He was perfect from the line (eight-for-eight).

Virginia	Min	FG	3FG	FT	O-D	Reb	F	A	T	B	S	Pts.	Florida St.	Min	FG	3FG	FT	O-D	Reb	F	A	T	B	S	Pts.
Byars	20	2-7	0-3	0-0	2-1	3	0	1	6	0	1	4	Joiner	29	6-7	3-3	0-1	2-2	4	3	1	5	0	1	15
Clark	28	3-5	0-0	5-6	4-3	7	2	0	1	0	2	11	Richardson	29	3-6	2-3	1-2	2-4	6	0	1	2	2	1	9
Vander	23	0-6	0-0	0-0	3-0	3	3	2	1	0	2	0	Harvey	29	5-10	0-2	1-4	5	2	0	1	1	1	6	
Billet	35	7-15	5-11	0-0	0-3	3	3	1	0	0	19	Johnson	27	0-6	0-4	0-1	0-0	0	2	5	0	2	0	0	
Smith	29	3-13	2-7	0-2	1-3	4	3	3	2	0	0	8	Pickett	35	9-18	6-11	8-8	3-8	11	2	1	3	0	3	32
Mapp	11	0-3	0-2	0-0	0-0	0	0	1	0	0	0	0	Haywood	2	1-1	0-0	1-4	1-0	1	0	0	0	0	1	3
Campbell	9	2-2	1-1	0-0	0-1	1	3	0	1	0	0	5	Galloway	25	1-3	0-2	1-2	0-1	1	0	5	1	0	0	3
Harper	13	0-1	0-0	0-0	1-1	2	1	2	0	0	0	0	Callier	5	0-1	0-1	1-2	1	2	0	0	0	0	0	1
Rogers	5	1-3	0-0	2-4	2-0	1	0	0	1	0	4	Wrightman	1	0-1	0-0	0-0	0-0	0	0	0	0	0	0	0	
Watson	22	4-6	0-0	1-1	3-6	9	3	2	1	1	8	Myran	1	0-1	0-1	0-0	0-0	0	0	0	0	0	0	0	
Brown	4	0-1	0-0	0-0	0-2	2	1	0	1	0	0	0	Fells	1	0-0	0-0	0-1	0-0	0	0	0	0	0	0	0
Harrell	1	0-0	0-0	0-0	0-0	0	0	0	0	0	1	0	Mathews	13	1-1	0-0	0-0	0-0	0	0	0	1	1	0	2
Team													Waleskowski	16	1-3	0-0	0-0	0-0	0	1	0	1	0	0	2
Totals	200	22-52	8-24	7-13	16-21	39	21	11	16	2	7	59	Team												

FG%: Virginia, 35%; Florida State, 46%  
3FG%: Virginia, 33%; Florida State, 44%  
FT%: Virginia, 58%; Florida State, 69%  
Technical Fouls: None

**GAME NUMBER 27**

**Duke 72 • Florida State 56**



DURHAM, N.C. – Shelden Williams had 12 points and season-high 17 rebounds and Duke forced 24 turnovers in a 72-56 victory over Florida State. Dahntay Jones added 14 points for Duke in his last game in Cameron. Tim Pickett was coming off a career-high 32-point game against Virginia, but got off to a slow start before finishing with 11 points for the Seminoles. Mike Mathews led Florida State with a career-high 18 points, all in the second half. Duke didn't take long to gain control of its 28th straight home win, leading by as many as 23 in the opening half as the Seminoles had trouble establishing any offensive flow against Duke's pressure defense. It was in sharp contrast to Feb. 2 when Florida State shot 60 percent during a 75-70 defeat of the Blue Devils. The Seminoles closed to 44-27 in the early stages of the second half, but Jones and Daniel Ewing scored on 3-point plays and J.J. Redick added a driving layup to push the lead to 25 as Duke completed its 14th undefeated home season at Cameron.

Florida St. Min	FG	3FG	FT	O-D	Reb	F	A	T	B	S	Pts.	
Joiner	23	2-6	1-2	0-0	13	4	5	1	0	0	1	5
Richardson	38	7-13	1-1	0-0	3-2	5	4	0	5	0	4	15
Harvey	10	2-3	0-0	0-1	1-0	1	4	0	2	1	0	4
Johnson	21	0-4	0-3	0-0	1-0	1	0	2	2	0	3	0
Pickett	37	2-8	2-4	3-4	1-2	3	2	4	1	1	2	11
Galloway	32	0-7	0-0	1-5	2-4	6	2	9	5	0	0	1
Callier	11	0-2	0-1	0-0	1-1	2	4	0	2	0	0	0
Mathews	21	7-9	0-0	4-5	2-2	4	1	0	0	4	1	18
Waleskowski	9	1-2	0-0	0-0	0-2	2	1	0	1	0	0	2
Team					1-0							
<b>Totals</b>	<b>200</b>	<b>22-54</b>	<b>4-11</b>	<b>8-15</b>	<b>13-16</b>	<b>29</b>	<b>23</b>	<b>16</b>	<b>24</b>	<b>6</b>	<b>11</b>	<b>56</b>

Duke	Min	FG	3FG	FT	O-D	Reb	F	A	T	B	S	Pts.
Williams	32	4-7	0-0	4-6	6-11	17	5	1	5	4	1	12
Jones	23	4-8	1-3	5-5	0-2	2	3	2	5	1	2	14
Sanders	17	1-4	0-0	2-2	1-2	3	3	0	0	0	0	4
Redick	28	2-9	1-4	4-4	0-2	2	0	0	1	0	2	9
Duhon	36	3-8	1-3	3-4	1-1	2	1	5	5	0	0	10
Buckner	4	1-2	0-1	0-0	1-1	2	1	0	1	0	0	2
Horvath	5	0-1	0-1	0-0	0-0	0	0	0	0	0	0	0
Ewing	21	5-11	1-3	1-1	1-1	2	3	0	2	0	4	12
Melchionni	1	0-0	0-0	0-0	0-0	0	0	0	0	0	0	0
Dockery	15	0-3	0-0	0-0	0-0	2	3	2	2	0	0	0
Randolph	19	2-3	0-0	5-6	0-3	3	2	0	0	0	1	9
Team						4-0						
<b>Totals</b>	<b>200</b>	<b>22-56</b>	<b>4-15</b>	<b>24-28</b>	<b>16-23</b>	<b>39</b>	<b>21</b>	<b>16</b>	<b>15</b>	<b>21</b>	<b>5</b>	<b>72</b>

Florida State (15-14, 4-12 ACC) 36 - 56  
 Duke (21-5, 11-4 ACC) 40 32 - 72

Technical Fouls: None  
 Referees: Larry Rose, Bryan Kersey, Bob Donato.

**GAME NUMBER 28**

**Florida State 72 • Clemson 61**



GREENSBORO, N.C. – Tim Pickett scored 22 points and Nate Johnson picked a good time to end his shooting slump as Florida State beat Clemson 72-61 in the first round of the ACC tournament. Pickett was 10-for-18 from the field with 12 rebounds and three assists as Leonard Hamilton won his Atlantic Coast Conference tourney coaching debut. Johnson, a junior college transfer playing in his first ACC postseason, was three-for-25 from the field in Florida State's past five regular season games. But he went five-for-six in this one, making four 3-pointers for a career-high 18 points. The eighth-seeded Tigers didn't make a basket for the opening 8:44 of the second half to fall into an 11-point hole. Clemson did pull to 55-51 with 8:20 left. Adam Waleskowski made a follow-up shot and Pickett added a slam dunk and 15-footer to halt the rally and push the lead back to double digits. Ed Scott, a first team all-ACC pick, had a miserable game, going three-for-18 for 11 points. Meanwhile, fellow guard Chey Christie was two-for-10 as the Tigers fell to 2-12 when scoring less than 70 points. Johnson sank a pair of 3-pointers 48 seconds apart to key Florida State's 20-1 run to start the second half, erasing an eight-point Clemson lead in less than three minutes. Clemson missed 10 of its opening 14 shots before getting hot over the final stages of the first half. Olu Babalola, Scott and reserve Shawan Robinson keyed a 19-6 spurt over the final 5:53. Robinson began the run and closed it with 3-pointers, while Babalola added seven points in a span of 1:19 and Scott had four for a 36-28 lead at the break.


Florida St. Min	FG	3FG	FT	O-D	Reb	F	A	T	B	S	Pts.	
Joiner	30	0-4	0-4	2-3	0-5	5	1	2	3	3	4	2
Richardson	33	4-9	1-5	2-2	1-7	8	3	6	2	2	1	11
Harvey	23	2-4	0-0	2-3	1-3	4	2	1	2	1	0	6
Johnson	32	5-6	4-5	4-6	0-1	1	2	2	2	0	0	18
Pickett	36	10-19	1-4	1-2	4-8	12	3	3	2	0	1	22
Haywood	1	0-0	0-0	0-0	0-0	0	0	0	0	0	0	0
Galloway	16	1-2	0-1	0-0	0-1	1	4	2	2	0	1	2
Mathews	14	1-4	0-0	2-2	0-1	1	0	0	1	1	0	4
Waleskowski	10	3-4	1-2	0-0	1-1	2	2	0	0	1	0	7
Team					3-2							
<b>Totals</b>	<b>200</b>	<b>25-51</b>	<b>7-23</b>	<b>13-16</b>	<b>9-29</b>	<b>36</b>	<b>17</b>	<b>16</b>	<b>15</b>	<b>8</b>	<b>7</b>	<b>72</b>


Clemson	Min	FG	3FG	FT	O-D	Reb	F	A	T	B	S	Pts.
Ford	15	3-4	0-0	1-1	1-3	4	3	0	0	0	0	7
Babalola	27	4-9	2-5	0-1	1-4	5	2	0	3	0	1	10
Hobbs	27	1-1	0-0	0-0	1-0	1	1	1	1	0	0	2
Scott	39	3-18	0-6	5-7	3-3	6	3	10	4	0	1	11
Christie	30	2-10	0-2	4-6	2-1	3	1	1	0	1	8	
Beko	5	2-2	1-1	0-0	0-0	0	1	0	2	0	0	5
Nagy	24	2-5	0-3	0-1	1-7	8	1	0	1	1	2	4
Henderson	9	0-1	0-0	0-0	1-1	2	3	1	0	0	0	0
Robinson	20	5-8	4-5	0-0	0-2	2	4	2	0	0	0	14
Douglas	1	0-0	0-0	0-0	0-0	0	0	0	0	0	0	0
Team						3-2						
<b>Totals</b>	<b>200</b>	<b>22-58</b>	<b>7-22</b>	<b>10-16</b>	<b>12-21</b>	<b>33</b>	<b>19</b>	<b>15</b>	<b>12</b>	<b>3</b>	<b>8</b>	<b>61</b>

Florida State (14-14) 28 44 - 72  
 Clemson (15-13) 36 25 - 61

Technical Fouls: None  
 Referees: Duke Edsall, Bryan Kersey, Steve Gordon.



Adam Waleskowski and Michael Joiner combined for 17 points in Florida State's victory over Duke Feb. 2, 2003.



**GAME NUMBER 29**

**Wake Forest 69 • Florida State 61**



GREENSBORO, N.C. – Josh Howard struggled – but still scored 17 points – to lead the top-seeded Demon Deacons to a 69-61 victory over Florida State in a quarterfinal round game of the Atlantic Coast Conference Tournament. Wake Forest was the top-seeded team in the tournament, but it couldn't shake the ninth-seeded Seminoles for almost 30 minutes. Howard scored on consecutive baskets in a stretch of five straight Wake Forest conversions to give the Demon Deacons control of the game. Freshman Justin Gray had 15 points, sophomore Vytas Danelius added 14 and sophomore Jamaal Levy had 12 rebounds for Wake Forest. Tim Pickett scored 17 points for Florida State. Trevor Harvey added 15, Anthony Richardson 14 and Michael Joiner 10. Florida State was outbounded 43-22. Wake Forest led 40-39 with 13:35 to play, but Richardson scored on a layup and Pickett hit a 3-pointer. The Demon Deacons scored five baskets in a row, beginning with a dunk by Vytas Danelius to give Wake Forest a 63-56 lead with 4:24 to play. Pickett wouldn't go away quietly, though, hitting a 3-pointer that cut it to 63-59 with 3:47 left. After Levy scored on a bank shot for Wake, Pickett got the ball inside to Richardson, who drew a foul and hit both free throws. The Seminoles then got a steal, but Pickett couldn't convert – he thought he was fouled as he went in for the layup – and Florida State had to foul on every Wake Forest possession from there.

Florida St.	Min	FG	3FG	FT	O-D	Reb	F	A	T	B	S	Pts.	Wake	Min	FG	3FG	FT	O-D	Reb	F	A	T	B	S	Pts.
Joiner	24	4-8	2-4	0-0	2-2	4	2	4	4	0	1	10	Howard	38	7-15	0-3	3-6	6-2	8	3	2	1	3	2	17
Richardson	22	4-12	0-3	6-6	0-5	5	2	2	3	0	1	14	Levy	35	2-6	0-1	2-2	3-9	12	3	1	6	1	0	8
Harvey	21	5-6	0-0	5-5	0-1	1	0	0	1	3	1	15	Danelius	34	5-11	2-4	2-2	3-3	6	2	1	2	2	0	14
Johnson	38	1-4	1-2	0-0	1-1	2	2	2	0	0	1	3	Williams	12	2-2	0-0	2-2	0-1	1	0	1	1	0	1	6
Pickett	36	7-19	3-10	0-0	0-2	2	4	1	1	0	4	17	Downey	36	2-5	1-3	3-3	0-6	6	0	4	2	0	1	8
Galloway	28	1-4	0-2	0-0	1-4	5	3	5	1	0	2	2	Ellis	5	0-0	0-0	1-2	0-0	0	1	0	2	0	0	1
Mathews	6	0-0	0-0	0-0	0-0	0	2	0	0	0	0	0	Gray	34	4-11	2-6	5-6	1-6	7	1	6	4	0	3	15
Wasieleski	15	0-3	0-2	0-0	1-1	2	1	1	1	0	1	0	Strickland	6	1-2	0-0	0-0	1-1	2	1	0	0	0	0	2
Team						0-1	1						Team					0-1	1						
<b>Totals</b>	<b>200</b>	<b>22-56</b>	<b>6-23</b>	<b>11-11</b>	<b>5-17</b>	<b>22</b>	<b>16</b>	<b>15</b>	<b>11</b>	<b>3</b>	<b>11</b>	<b>61</b>	<b>Totals</b>	<b>200</b>	<b>23-52</b>	<b>5-17</b>	<b>18-23</b>	<b>14-29</b>	<b>43</b>	<b>12</b>	<b>14</b>	<b>18</b>	<b>7</b>	<b>6</b>	<b>69</b>
<b>FG%</b>	Florida State, .393	Wake Forest, .442																							
<b>3FG%</b>	Florida State, .261	Wake Forest, .294																							
<b>FT%</b>	Florida State, 1.000	Wake Forest, .783																							
<b>Technical Fouls:</b>	None																								
<b>Referees:</b>	Karl Hess, Ray Nault, Keith Maxwell																								

Tim Pickett averaged in double-figure scoring against all eight ACC opponents during the 2002-03 season.

## 2002-03 STATISTICS

## INDIVIDUAL STATISTICS - ALL GAMES

Record: 14-15 Home: 11-5 Away: 1-8 Neutral: 2-2

#	Player	GP-GS	Min.-Avg.	Field Goals		3-Point		Free Throws		Rebounds		
				FGM-FGA	FG Pct.	FGM-FGA	FG Pct.	FTM-FTA	FT Pct.	OFF	DEF	TOT-AVG
Pickett	29-29	959-33.1	167-437	.382	84-259	.324	77-89	.865	31	134	165-5.7	
Richardson	29-24	841-29.0	134-285	.470	11-37	.297	82-104	.788	59	94	153-5.3	
Joiner	29-22	773-26.7	99-204	.485	25-65	.385	23-50	.460	35	84	119-4.1	
Harvey	29-26	533-18.4	95-161	.590	0-0	.000	53-92	.576	59	88	147-5.1	
Wilson	5-5	136-27.2	13-44	.295	4-24	.167	9-12	.750	6	12	18-3.6	
Galloway	29-1	690-23.8	67-158	.424	23-58	.397	43-67	.642	7	54	61-2.1	
Johnson	29-29	894-30.8	42-132	.318	30-84	.357	24-35	.686	10	71	81-2.8	
Waleskow	29-9	495-17.1	53-128	.414	4-14	.286	10-13	.769	37	50	87-3.0	
Mathews	29-0	279-9.6	30-60	.500	0-0	.000	19-30	.633	11	23	34-1.2	
Callier	19-0	111-5.8	11-35	.314	5-12	.417	6-12	.600	8	18	26-1.4	
Haywood	14-0	39-2.8	6-7	.857	0-0	.000	3-13	.231	2	2	4-0.3	
Moran	9-0	23-2.6	0-6	.000	0-4	.000	3-4	.750	1	1	2-0.2	
Wightman	8-0	11-1.4	1-4	.250	0-2	.000	0-0	.000	1	1	2-0.3	
Gordon	1-0	1-1.0	0-0	.000	0-0	.000	0-0	.000	0	0	0-0.0	
Fells	8-0	15-1.9	0-1	.000	0-0	.000	0-5	.000	2	1	2-0.4	
Team									39	63	102-3.5	
FSU	29	5,800	718-1,662	.432	186-559	.000	352-524	.672	308	696	1,004-34.6	
Opponents	29	5,800	650-1,662	.391	209-618	.000	421-571	.737	364	705	1,069-36.9	

## INDIVIDUAL STATISTICS - ACC GAMES ONLY

Record: 4-12 (9th place) Home: 4-4 Away: 0-8

#	Player	GP-GS	Min.-Avg.	Field Goals		3-Point		Free Throws		Rebounds		
				FGM-FGA	FG Pct.	FGM-FGA	FG Pct.	FTM-FTA	FT Pct.	OFF	DEF	TOT-AVG
Pickett	16-16	533-33.3	85-222	.383	42-125	.336	40-44	.909	14	67	81-5.1	
Richardson	16-15	490-30.6	81-174	.466	8-23	.348	40-53	.755	33	45	78-4.9	
Harvey	16-14	295-18.4	54-97	.557	0-0	.000	26-45	.578	30	47	77-4.8	
Galloway	16-1	398-24.9	40-104	.385	14-34	.412	19-26	.528	6	31	37-2.3	
Joiner	16-13	440-27.5	42-106	.396	11-34	.324	13-26	.500	22	36	58-3.6	
Waleskow	16-5	264-16.5	27-65	.415	2-7	.286	9-11	.818	15	24	39-2.4	
Johnson	16-16	500-31.3	18-75	.240	15-54	.278	8-12	.667	5	48	53-3.3	
Mathews	16-0	174-10.9	21-34	.618	0-0	.000	9-17	.529	7	13	20-1.3	
Callier	13-0	83-6.4	9-24	.375	2-11	.455	2-4	.500	5	14	19-1.5	
Haywood	6-0	12-2.0	2-2	1.000	0-0	.000	1-6	.167	2	1	3-0.5	
Wightman	4-0	3-0.8	0-1	.000	0-1	.000	0-0	.000	0	0	0-0.0	
Fells	2-0	4-2.0	0-0	.000	0-0	.000	0-3	.000	2	0	1-0.5	
Moran	3-0	4-1.3	0-1	.000	0-1	.000	0-0	.000	0	0	0-0.0	
Team									21	33	54-3.4	
FSU	16	3,200	379-905	.419	97-290	.334	167-257	.650	161	359	520-32.5	
Opponents	16	3,200	380-910	.418	116-320	.363	253-338	.749	191	400	591-36.9	

## OPPONENT RANKINGS - ALL GAMES

Date	Ranking	Opponent	Site	W/L	Score
Dec. 6, 2002	8	Florida	Tallahassee, FL	L	57-58
Dec. 22, 2002	23	North Carolina	Tallahassee, FL	L	48-69
Jan. 11, 2003	21	Maryland	College Park, MD	L	62-89
Jan. 26, 2003	17	Wake Forest	Winston-Salem, NC	L	60-71
Feb. 2, 2003	5	Duke	Tallahassee, FL	W	75-70
Feb. 12, 2003	15	Maryland	Tallahassee, FL	L	72-74
Feb. 26, 2003	12	Wake Forest	Tallahassee, FL	L	56-60
March 6, 2003	10	Duke	Durham, NC	L	56-72
March 13, 2003	9	Wake Forest	Greensboro, NC	L	61-69

## SCORE BY HALVES

	ALL GAMES				Deadball Rebounds
	1	2	OT	Total	
FSU	937	1,037	—	1,974	102
Opponents	953	977	—	1,930	110
	ACC GAMES				Deadball Rebounds
	1	2	OT	Total	
FSU	491	531	—	1,022	54
Opponents	574	555	—	1,129	63



## 2002-03 STATISTICS

PF-DQ	AT	TO	BL	ST	PTS-AVG
86-4	61	62	10	82	495-17.1
67-1	44	58	33	34	361-12.4
75-3	54	64	11	40	256-8.5
69-0	13	35	34	33	243-8.4
5-0	6	7	2	3	39-7.8
71-3	97	70	2	26	200-6.9
45-0	84	48	0	26	138-4.8
56-1	28	41	12	12	120-4.1
47-0	6	24	22	4	79-2.7
15-0	3	13	2	5	33-1.7
5-0	4	3	0	2	15-1.1
5-0	3	1	2	3	3-0.3
2-0	1	2	0	2	2-0.3
0-0	0	0	0	0	0-0.0
1-0	0	1	0	1	0-0.0
1-0		3			
<b>550-12</b>	<b>404</b>	<b>432</b>	<b>130</b>	<b>273</b>	<b>1,974-68.1</b>
<b>531</b>	<b>388</b>	<b>473</b>	<b>93</b>	<b>200</b>	<b>1,930-66.6</b>

PF-DQ	AT	TO	BL	ST	PT-AVG
52-4	27	36	4	37	252-15.8
38-1	22	34	21	19	210-13.1
36-0	6	21	13	15	134-8.4
46-3	61	42	1	10	113-7.1
41-2	30	37	3	20	108-5.8
30-1	16	24	6	8	65-4.1
22-0	39	25	0	18	59-3.7
29-0	3	13	13	2	51-3.2
12-0	3	6	1	2	25-1.9
1-0	1	0	0	1	5-0.8
1-0	0	1	0	0	0-0.0
1-0	0	1	0	0	0-0.0
1-0	1	0	1	1	0-0.0
1-0		1			
<b>310-11</b>	<b>209</b>	<b>241</b>	<b>63</b>	<b>133</b>	<b>1,022-63.9</b>
<b>282</b>	<b>229</b>	<b>229</b>	<b>59</b>	<b>118</b>	<b>1,129-70.6</b>

## SEASON SUPERLATIVES

## 30-POINT GAMES

## Tim Pickett, 2

(32 vs. Davidson, Dec. 28, 2002); (32 vs. Virginia, March 1, 2003)

## 20-POINT GAMES

## Tim Pickett, 8

(23 vs. Florida, Dec. 6, 2002); (22 at Virginia Tech, Jan. 4, 2003); (24 vs. Texas A&M-Corpus Christi, Jan. 6, 2003); (21 vs. Clemson, Jan. 21, 2003); (27 at Wake Forest, Jan. 26, 2003); (21 at Virginia, Jan. 29, 2003); (20 at NC State, Feb. 18, 2003); (22 vs. Clemson, March 13, 2003)

## Anthony Richardson, 1

(20 at Georgia Tech, Jan. 14, 2003)

## 10-REBOUND GAMES

## Tim Pickett, 4

(11 vs. North Carolina, Dec. 22, 2002); (11 vs. Davidson, Dec. 28, 2002); (11 vs. Virginia, March 1, 2003); (12 vs. Clemson, March 13, 2003)

## Michael Joiner, 1

(10 vs. Boston University, Dec. 28, 2002)

## Trevor Harvey, 1

(10 vs. Maryland, Feb. 12, 2003)

## GAMES AS LEADING SCORER

## Tim Pickett, 18

(16 vs. Savannah State, Nov. 24, 2002); (23 vs. Florida, Dec. 6, 2002); (17 vs. Miami, Dec. 8, 2002); (19 vs. Birmingham-Southern, Dec. 15, 2002); (15 vs. North Carolina, Dec. 22, 2002); (32 vs. Davidson, Dec. 30, 2002); (22 at Virginia Tech, Jan. 4, 2003); (24 vs. Texas A&M-Corpus Christi, Jan. 6, 2003); (15 at Maryland, Jan. 11, 2003); (21 vs. Clemson, Jan. 21, 2003); (27 at Wake Forest, Jan. 26, 2003); (21 at Virginia, Jan. 29, 2003); (15 vs. Duke, Feb. 2, 2003); (20 at NC State, Feb. 18, 2003); (16 vs. Wake Forest, Feb. 26, 2003); (32 vs. Virginia, March 1, 2003); (22 vs. Clemson, March 13, 2003); (17 vs. Wake Forest, March 14, 2003)

## Anthony Richardson, 7

(17 vs. Stetson, Dec. 18, 2002); (13 vs. Boston University, Dec. 28, 2002); (20 at Georgia Tech, Jan. 14, 2003); (14 vs. NC State, Jan. 18, 2003); (17 at North Carolina, Feb. 8, 2003); (18 vs. Georgia Tech, Feb. 15, 2003); (16 at Clemson, Feb. 22, 2003)

## Michael Joiner, 3

(17 vs. Mercer, Nov. 27, 2002); (19 vs. Iowa, Dec. 2, 2002); (17 vs. Stetson, Dec. 18, 2002)

## Trevor Harvey, 3

(17 vs. Stetson, Dec. 18, 2002); (14 vs. NC State, Jan. 18, 2003); (19 vs. Maryland, Feb. 12, 2003)

## Mike Mathews, 1

(18 at Duke, March 6, 2003)

## 10-ASSIST GAMES

## Nate Johnson, 1

(10 vs. Iowa, Dec. 2, 2002)

## GAMES AS LEADING REBOUNDER

## Anthony Richardson, 8

(8 vs. Florida, Dec. 6, 2002); (7 vs. Davidson, Dec. 30, 2002); (7 at Virginia Tech, Jan. 4, 2003); (9 at Georgia Tech, Jan. 14, 2003); (6 vs. Clemson, Jan. 21, 2003); (8 at NC State, Feb. 18, 2003); (5 at Clemson, Feb. 22, 2003); (5 vs. Wake Forest, March 14, 2003)

## Tim Pickett, 7

(6 vs. Iowa, Dec. 2, 2002); (8 vs. Florida, Dec. 6, 2002); (11 vs. North Carolina, Dec. 22, 2002); (7 vs. Texas A&M-Corpus Christi, Jan. 6, 2003); (9 vs. Duke, Feb. 2, 2003); (11 vs. Virginia, March 1, 2003); (12 vs. Clemson, March 13, 2003)

## Trevor Harvey, 6

(9 vs. Savannah State, Nov. 24, 2002); (9 vs. Mercer, Nov. 26, 2002); (8 vs. Birmingham-Southern, Dec. 15, 2002); (9 at Virginia, Jan. 29, 2003); (10 vs. Maryland, Feb. 12, 2003); (8 vs. Wake Forest, Feb. 26, 2003)

## Michael Joiner, 4

(9 vs. Stetson, Dec. 15, 2002); (10 vs. Boston University, Dec. 28, 2002); (9 at Maryland, Jan. 11, 2003); (8 at North Carolina, Feb. 8, 2003)

## Nate Johnson, 3

(5 at NC State, Jan. 18, 2003); (6 at Wake Forest, Jan. 26, 2003); (5 at Clemson, Feb. 22, 2003)

## Todd Galloway, 3

(6 vs. Georgia Tech, Feb. 15, 2003); (6 at Duke, March 6, 2003); (5 vs. Wake Forest, March 14, 2003)

## Adam Waleskowski, 2

(9 vs. Miami, Dec. 8, 2002); (6 vs. Georgia Tech, Feb. 15, 2003)

## Mike Mathews, 1

(5 vs. NC State, Jan. 18, 2003)

## DOUBLE-DOUBLES

## Tim Pickett, 4

(15 points and 11 rebounds vs. North Carolina, Dec. 22, 2002); (32 points and 11 rebounds vs. Davidson, Dec. 28, 2002); (32 points and 11 rebounds vs. Virginia, March 1, 2003); (22 points and 12 rebounds vs. Clemson, March 13, 2003)

## Trevor Harvey, 1

(19 points and 10 rebounds vs. Maryland, Feb. 12, 2003)

## Michael Joiner, 1

(11 points and 10 rebounds vs. Boston University, Dec. 28, 2002)

## Nate Johnson, 1

(10 points and 10 rebounds vs. Iowa, Dec. 2, 2002)

## 2002-03 STATISTICS

## GAME-BY-GAME SUMMARY

(Overall Record: 14-15; Atlantic Coast Conference: 4-12)

Date	Opponent	W/L	Score	Record	ACC	Att.	High Scorer	High Rebounder	Opp High Scorer	Opp High Rebounder
Nov. 24	Savannah State	W	79-46	1-0	0-0	4,825	Pickett .....16	Harvey .....9	Daniel .....10	Mitch/Fis/Dan.....6
Nov. 27	Mercer	W	83-47	2-0	0-0	4,390	Joiner .....17	Harvey .....9	Muhammad .....13	Emerson .....6
Dec. 2	Iowa	W	80-67	3-0	0-0	6,060	Joiner .....19	Pickett .....6	Brunner .....18	Reiner .....10
Dec. 6	Florida	L	57-58	3-1	0-0	12,060	Pickett .....23	Pickett .....8	Bonner .....18	Hamilton .....7
Dec. 8	Miami	W	72-55	4-1	0-0	6,142	Pickett .....17	Waleskowski .....9	Jones .....14	Jones .....10
Dec. 15	Birm.-Southern	W	56-47	5-1	0-0	4,371	Pickett .....19	Harvey .....8	Watkins .....13	James .....7
Dec. 18	Stetson	W	93-76	6-1	0-0	3,932	Joiner .....17	Joiner .....9	McMillan .....21	McMillan .....6
Dec. 22	North Carolina	L	48-69	6-2	0-1	7,102	Richardson .....17	Pickett .....11	Williams .....16	May .....10
Dec. 28	vs. Boston Univ.	L	69-84	6-3	0-1	7,000	Richardson .....13	Joiner .....10	Turner .....18	Bell .....9
Dec. 30	vs. Davidson	W	82-66	7-3	0-1	5,000	Pickett .....32	Pickett .....11	Grace/Bern.....14	Winters .....7
Jan. 4	at Virginia Tech	W	76-69	8-3	0-1	4,220	Richardson .....7	Richardson .....7	Taylor .....17	Taylor .....9
Jan. 6	Texas A&M CC	W	72-56	9-3	0-1	5,233	Pickett .....24	Pickett .....7	Bailey, Tr.....13	Lamkin .....9
Jan. 11	at Maryland	L	62-89	9-4	0-2	17,950	Pickett .....15	Joiner .....9	Nicholas .....23	Nicholas .....9
Jan. 14	at Georgia Tech	L	74-81	9-5	0-3	8,676	Richardson .....20	Richardson .....9	Lewis .....33	Bosh .....12
Jan. 18	NC State	L	63-70	9-6	0-4	7,527	Richardson .....14	Mathews .....5	Hodge .....22	Melvin .....10
Jan. 21	Clemson	W	60-59	10-6	1-4	5,110	Harvey .....14	Johnson .....5	Richardson .....6	Babalola .....12
Jan. 26	at Wake Forest	L	60-71	10-7	1-5	10,651	Pickett .....27	Johnson .....6	Howard .....24	Williams .....10
Jan. 29	at Virginia	L	72-85	10-8	1-6	8,392	Pickett .....21	Harvey .....9	Watson .....20	Watson .....16
Feb. 2	Duke	W	75-70	11-8	2-6	10,008	Pickett .....15	Pickett .....9	Redick .....16	Horvath .....12
Feb. 8	at North Carolina	L	60-61	11-9	2-7	21,750	Richardson .....17	Joiner .....8	Williams .....20	Felton .....7
Feb. 12	Maryland	L	72-74	11-10	2-8	7,436	Harvey .....19	Harvey .....10	Nicholas .....20	Holden .....9
Feb. 15	Georgia Tech	W	71-64	12-10	3-8	6,313	Richardson .....18	Galloway .....6	Elder .....19	Bosh .....8
Feb. 18	at NC State	L	60-71	12-11	3-9	13,925	Pickett .....20	Waleskowski .....6	Hodge .....21	Craw/Melvin .....7
Feb. 22	at Clemson	L	60-74	12-12	3-10	9,500	Richardson .....16	Johnson .....5	Scott .....29	Nagys .....5
Feb. 26	Wake Forest	L	56-60	12-13	3-11	5,970	Pickett .....16	Harvey .....8	Danelius .....17	Levy .....12
March 1	Virginia	W	73-59	13-13	4-11	5,667	Pickett .....32	Pickett .....11	Billet .....19	Clark .....7
March 6	at Duke	L	56-72	13-14	4-12	9,314	Mathews .....18	Galloway .....6	Jones .....14	Williams .....17
March 13	vs. Clemson	W	72-61	14-14	4-12	16,135	Pickett .....22	Pickett .....12	Robinson .....12	Nagys .....8
March 14	vs. Wake Forest	L	61-69	14-15	4-12	23,745	Pickett .....17	Richardson .....5	Howard .....17	Levy .....8

Total Attendance: 258,404  
Home Attendance: 102,146Average: 8,910  
Average: 6,384Away Attendance: 104,378  
Neutral Attendance: 51,880Average: 11,598  
Average: 12,970Home Games: 16  
Away Game: 9Neutral Games: 4  
Total Games: 29

## GAME-BY-GAME - POINTS, REBOUNDS, ASSISTS

Date	Opponent	W/L	Score	Callier	Fells	Galloway	Harvey	Haywood	Johnson	Joiner	Mathews	Moran	Pickett	Richardson	Waleskowski	Wightman	Wilson
Nov. 24	Savannah State	W	79-46	3-1-0	0-1-0	5-1-4	7-9-0	0-1-0	6-3-4	10-5-1	6-0-0	1-1-0	16-6-3	10-5-1	4-8-1	0-2-1	11-6-3
Nov. 27	Mercer	W	83-47	2-4-0	0-1-0	7-1-2	10-9-0	4-0-0	6-3-5	17-1-2	4-2-1	0-0-0	14-2-5	12-6-2	0-0-2	2-0-0	5-3-1
Dec. 2	Iowa	W	80-67	DNP	DNP	14-1-1	4-2-0	DNP	10-2-10	19-5-0	2-1-1	DNP	11-6-1	6-1-1	6-3-0	DNP	8-2-2
Dec. 6	Florida	L	57-58	DNP	DNP	0-2-2	9-4-1	DNP	0-0-3	4-3-1	0-0-0	DNP	23-8-2	6-8-2	4-4-1	DNP	11-6-0
Dec. 8	Miami	W	72-55	DNP	DNP	11-2-4	5-4-0	DNP	5-1-5	9-1-2	2-0-0	DNP	17-5-1	14-6-0	5-9-0	DNP	4-1-0
Dec. 15	Birm. Southern	W	56-47	DNP	DNP	12-2-0	2-8-0	DNP	9-4-3	5-5-2	0-0-0	DNP	19-7-1	7-7-1	2-1-0	DNP	DNP
Dec. 18	Stetson	W	93-76	2-0-0	0-0-0	12-2-3	17-7-0	2-0-0	2-4-4	17-9-4	4-3-1	DNP	16-5-5	17-7-5	2-0-1	DNP	DNP
Dec. 22	North Carolina	L	48-69	0-1-0	DNP	5-3-3	4-5-1	DNP	2-5-2	4-4-3	4-0-0	DNP	15-11-1	12-5-0	2-3-1	DNP	DNP
Dec. 28	vs. Boston Univ.	L	69-84	DNP	DNP	9-3-3	10-4-1	2-0-1	4-0-2	11-10-1	2-1-0	DNP	10-7-4	13-3-0	8-6-2	DNP	DNP
Dec. 30	vs. Davidson	W	82-66	0-0-0	0-0-0	5-1-4	11-6-0	0-0-0	3-3-2	12-4-1	2-3-0	0-0-0	32-11-3	12-7-2	5-4-3	0-0-0	DNP
Jan. 4	at Virginia Tech	W	76-69	0-0-0	0-0-0	4-2-2	9-6-3	0-0-0	5-0-2	16-5-1	2-2-0	DNP	22-6-3	14-7-0	4-5-0	DNP	DNP
Jan. 6	Texas A&M CC	W	72-56	1-2-0	0-0-0	4-1-4	4-6-1	2-0-2	8-5-1	6-4-3	0-1-0	0-0-0	24-7-2	15-5-0	8-4-1	0-0-0	DNP
Jan. 11	at Maryland	L	62-89	0-4-0	0-1-0	7-1-3	8-2-1	2-0-0	1-2-1	13-9-1	0-1-0	0-0-0	15-6-2	14-4-3	2-1-0	0-0-0	DNP
Jan. 14	at Georgia Tech	L	74-81	6-0-1	DNP	2-2-3	8-3-1	0-0-0	8-3-3	5-5-4	6-1-0	0-0-0	13-2-0	20-9-2	6-2-2	0-0-0	DNP
Jan. 18	NC State	L	63-70	1-0-0	DNP	13-1-3	14-3-1	0-0-0	6-5-0	2-4-2	2-5-0	0-0-0	11-4-3	14-4-1	0-0-2	0-0-0	DNP
Jan. 21	Clemson	W	60-59	0-0-0	DNP	3-1-1	11-4-0	DNP	0-3-3	5-0-4	4-1-0	DNP	21-5-1	12-6-1	4-4-1	DNP	DNP
Jan. 26	at Wake Forest	L	60-71	0-1-0	DNP	9-1-2	2-4-0	DNP	0-6-0	11-3-2	0-2-1	DNP	27-3-1	5-4-2	6-5-1	DNP	DNP
Jan. 29	at Virginia	L	72-85	0-0-1	DNP	12-2-8	6-9-0	DNP	3-2-4	7-5-1	2-2-0	DNP	21-4-1	17-3-0	4-1-0	DNP	DNP
Feb. 2	Duke	W	75-70	DNP	DNP	13-5-3	7-7-0	DNP	7-3-3	9-4-2	2-2-1	DNP	15-9-4	14-2-0	8-3-0	DNP	DNP
Feb. 8	at North Carolina	L	60-61	13-6-0	DNP	3-0-7	2-1-0	0-2-0	3-3-3	12-8-1	0-0-0	DNP	8-2-0	17-4-2	2-3-1	DNP	DNP
Feb. 12	Maryland	L	72-74	2-2-1	DNP	10-2-0	19-10-1	DNP	14-5-2	2-1-3	2-0-0	DNP	12-6-2	9-5-1	2-3-3	DNP	DNP
Feb. 15	Georgia Tech	W	71-64	DNP	DNP	9-6-4	12-3-0	DNP	4-4-5	2-0-0	6-1-0	DNP	8-4-2	18-5-5	12-6-2	DNP	DNP
Feb. 18	at NC State	L	60-71	0-0-0	DNP	6-3-4	14-8-1	DNP	0-5-2	7-2-2	1-1-1	DNP	12-2-1	9-5-2	3-0-2	DNP	DNP
Feb. 22	at Clemson	L	60-74	2-1-0	DNP	11-2-2	9-4-0	0-0-1	2-5-0	7-4-3	0-0-0	DNP	7-2-3	16-5-1	6-3-0	DNP	DNP
Feb. 26	Wake Forest	L	56-60	DNP	DNP	6-1-4	8-8-0	DNP	9-1-4	2-1-0	2-0-0	DNP	16-7-1	9-6-2	4-3-1	DNP	DNP
March 1	Virginia	W	73-59	1-2-0	0-0-0	3-1-5	6-5-0	3-1-0	0-0-5	15-4-1	2-0-0	0-0-0	32-11-1	9-6-1	2-0-0	0-0-0	DNP
March 6	Duke	L	56-72	0-2-0	DNP	1-6-9	4-1-0	DNP	0-1-2	5-4-1	2-2-0	DNP	11-3-4	15-5-0	2-2-0	DNP	DNP
March 13	vs. Clemson	W	72-61	DNP	DNP	2-1-2	6-4-1	0-0-0	18-1-2	2-5-2	7-2-0	DNP	22-12-3	11-8-6	7-2-0	DNP	DNP
March 14	vs. Wake Forest	L	61-69	DNP	DNP	2-5-5	15-1-0	DNP	3-2-2	10-4-4	0-2-1	DNP	17-2-1	14-5-2	0-2-1	DNP	DNP

## 2002-03 STATISTICS

## GAME-BY-GAME TEAM STATISTICS

Teams	FGM-FGA	Pct.	3PM-3PA	Pct.	FTM-FTA	Pct.	Ast	TO	Blk	Stl	PF-D	OR-DR	Reb	Half	Final
Savannah St.	17-57	.298	6-20	.300	6-10	.600	7	32	3	9	25-2	14-24	38	18	46
Florida State	27-75	.360	6-24	.250	19-33	.576	18	14	8	16	14-0	26-28	54	36	79
Mercer	16-58	.276	3-15	.200	12-16	.750	7	23	3	8	14-0	14-21	35	19	47
Florida State	35-61	.574	9-21	.429	4-7	.571	20	17	12	15	18-0	7-29	36	36	83
Iowa	25-55	.455	6-20	.300	11-13	.846	12	24	4	6	18-1	16-20	36	31	67
Florida State	31-62	.500	9-28	.321	9-11	.818	16	11	1	15	17-0	10-15	25	39	80
Florida	20-58	.345	8-24	.333	10-16	.625	9	11	2	8	16-0	12-26	38	25	58
Florida State	21-56	.375	6-24	.250	9-14	.643	12	14	7	5	18-0	11-27	38	24	57
Miami	17-60	.283	5-23	.217	16-25	.640	9	18	4	9	21-0	19-21	40	28	55
Florida State	22-45	.489	9-19	.474	19-26	.731	12	21	4	10	20-0	8-28	36	39	72
Birm. Southern	18-52	.346	7-19	.368	4-7	.571	12	15	2	2	21-1	10-28	38	33	47
Florida State	14-48	.292	6-16	.375	22-31	.710	7	8	3	9	14-0	10-25	35	25	56
Stetson	26-75	.347	10-27	.370	14-18	.778	14	16	0	9	16-0	17-14	31	37	76
Florida State	37-54	.685	6-10	.600	13-20	.650	24	23	10	13	19-0	5-35	40	49	93
North Carolina	28-77	.364	5-21	.238	8-12	.667	17	12	4	13	13-0	20-26	46	30	69
Florida State	21-55	.382	1-16	.063	5-7	.714	11	22	11	8	16-0	8-31	39	30	48
Boston Univ.	26-59	.441	14-33	.424	18-24	.750	23	13	0	4	26-1	6-25	31	36	84
Florida State	20-54	.370	4-14	.286	25-31	.806	14	17	1	5	22-0	9-29	38	33	69
Florida State	37-60	.450	7-19	.368	21-34	.618	15	17	3	13	23-0	15-26	41	32	82
Davidson	23-58	.397	9-33	.273	11-16	.688	17	25	0	3	25-2	11-25	36	30	66
Florida State	28-63	.444	9-20	.450	11-12	.917	12	14	4	4	23-0	14-24	38	47	76
Virginia Tech	21-58	.362	6-20	.300	21-27	.778	9	9	4	5	16-0	15-19	34	31	69
Texas A&M CC	16-52	.308	7-25	.280	17-22	.773	11	23	2	5	20-0	13-32	45	26	56
Florida State	29-72	.403	5-28	.179	9-19	.474	14	9	3	17	19-1	18-25	43	28	72
Florida State	22-65	.338	6-18	.333	13-23	.522	12	12	3	8	23-0	11-22	33	26	62
Maryland	31-58	.534	7-17	.412	20-24	.833	22	16	7	4	23-1	9-36	45	46	89
Florida State	27-64	.422	7-20	.350	13-14	.929	16	15	5	11	23-2	13-17	30	31	74
Georgia Tech	23-48	.479	7-13	.538	28-31	.903	15	19	6	7	14-0	7-25	32	42	81
NC State	22-50	.440	7-24	.292	19-28	.679	11	11	0	9	19-0	8-29	37	32	70
Florida State	22-53	.415	8-25	.320	11-20	.550	12	12	2	7	21-1	8-22	30	30	63
Clemson	22-48	.458	6-16	.375	9-17	.529	10	19	4	8	17-0	10-20	30	36	59
Florida State	22-51	.431	4-13	.308	12-17	.706	11	15	4	10	18-0	8-21	29	33	60
Florida State	24-63	.397	6-24	.250	4-7	.571	9	14	1	9	21-0	11-19	30	23	60
Wake Forest	21-50	.420	8-21	.381	21-27	.778	14	19	1	5	13-0	12-29	41	27	71
Florida State	27-62	.435	9-20	.450	9-16	.563	15	12	4	7	24-1	10-22	32	28	72
Virginia	28-62	.452	11-20	.550	18-28	.643	17	13	5	4	17-0	15-25	40	38	85
Duke	25-72	.347	12-37	.324	8-14	.571	17	12	1	11	21-1	18-17	35	35	70
Florida State	30-50	.600	3-7	.429	12-21	.571	13	17	4	6	19-1	8-30	38	41	75
Florida State	24-55	.436	7-20	.350	7-7	1.000	14	16	1	8	23-1	9-23	32	29	60
North Carolina	18-49	.367	9-23	.391	16-24	.667	15	14	6	8	14-0	11-21	32	31	61
Maryland	23-60	.383	8-19	.421	20-23	.870	17	11	4	8	20-0	11-29	40	38	74
Florida State	24-62	.387	8-21	.381	16-21	.762	13	13	8	7	16-1	12-25	37	33	72
Georgia Tech	23-65	.354	6-17	.353	12-17	.706	9	10	3	7	17-0	14-20	34	30	64
Florida State	27-55	.491	6-12	.500	11-18	.611	18	15	7	7	17-0	9-27	36	45	71
Florida State	20-50	.400	5-18	.278	15-18	.833	14	15	1	9	16-0	9-21	30	30	60
NC State	27-52	.519	5-17	.294	12-13	.923	16	10	4	6	18-0	5-23	28	37	71
Florida State	22-46	.478	2-11	.182	14-24	.583	10	12	1	6	25-2	9-22	31	29	60
Clemson	24-48	.500	6-15	.400	20-27	.741	13	9	1	3	22-0	7-22	29	44	74
Wake Forest	21-53	.396	7-21	.333	11-12	.917	15	20	6	6	12-0	10-34	44	31	60
Florida State	20-68	.294	10-29	.345	6-8	.750	12	11	1	10	14-0	13-19	32	29	56
Virginia	22-62	.355	8-24	.333	7-13	.538	11	18	2	7	21-0	18-21	39	37	59
Florida State	24-52	.462	11-25	.440	14-23	.609	13	16	4	9	11-0	10-22	32	34	73
Florida State	22-54	.407	4-11	.364	8-15	.533	16	24	6	11	23-1	13-16	29	20	56
Duke	22-56	.393	4-15	.267	4-15	.267	10	21	5	12	21-1	16-23	39	40	72
Florida State	26-51	.510	7-23	.304	13-18	.722	16	15	8	7	17-0	9-29	38	28	72
Clemson	22-58	.379	7-22	.625	10-16	.625	15	12	3	8	19-0	12-21	33	36	61
Florida State	22-56	.393	6-23	.261	11-11	1.000	15	11	3	11	16-0	5-17	22	30	61
Wake Forest	23-52	.442	5-17	.294	18-23	.783	14	18	7	6	12-0	14-29	43	29	69

## THE ACC: THE TRADITION CONTINUES



**Clemson**  
Charter Member, 1953



**Duke**  
Charter Member, 1953



**Florida State**  
Joined in 1991



**Georgia Tech**  
Joined in 1978



**Maryland**  
Charter Member, 1953



**North Carolina**  
Charter Member, 1953



**NC State**  
Charter Member, 1953



**Virginia**  
Charter Member, 1953



**Wake Forest**  
Charter Member, 1953

### Consistency

It's the mark of true excellence in any endeavor. However, in today's intercollegiate athletics, competition has become so balanced and so competitive that it is virtually impossible to maintain a high level of consistency.

Yet the Atlantic Coast Conference has defied the odds. Now in its 51st year of competition, the ACC has long enjoyed the reputation as one of the strongest and most competitive intercollegiate conferences in the nation. And that is not mere conjecture, the numbers support it.

Since the league's inception in 1953, ACC schools have captured 88 national championships. Since 1990, the ACC has won 45 NCAA national titles and this past year eight ACC schools finished in the Top 50 of the final NACDA Directors' Cup ranking, including four in the Top 25. If success is best measured in terms of wins and losses, then the ACC is unrivaled in NCAA annals. With Maryland's victory over Indiana in the 2002 NCAA title game, ACC teams have captured nine NCAA basketball championships, including five over the last 13 years.

No conference has posted a better NCAA Tournament record than the ACC since the NCAA's inaugural tournament in 1938. The nine current conference members have posted an NCAA Tournament-best mark of 301-154 for a sterling .661 winning percentage against the nation's toughest competition. Since 1985, when the NCAA Tournament was expanded to 64 teams, the ACC teams have been even more impressive compiling a 189-90 (.677) NCAA record, including 53 "Sweet 16" appearances and 18 Final Four berths. Since 1985, 53 of the 94 ACC teams receiving NCAA berths have won at least two NCAA Tournament games. Since the 1990 season, ACC teams are 168-161 against non-conference ranked opponents. Since 1990, the ACC is the only conference to post a winning record against non-conference foes.

North Carolina and Duke lead all ACC schools with three NCAA championships each. NC State has two NCAA titles to its credit and Maryland one. The Tar Heels captured NCAA titles in 1957, 1982 and 1993 while the Blue Devils won back-to-back championships in 1991 and 1992 and their third in 2001. The Wolfpack walked away with the coveted crown in 1974 and 1983 while the Terps claimed the 2002 national title.

The stature of ACC basketball is nowhere more clearly defined than by its regional and national television exposure. A total of 152 televised games involving ACC teams headline the league's 2003-04 schedule, including a record-tying 231 appearances. League teams are slated to make 133 appearances on national television networks and 71 of the league's 72 regular season conference games, including 39 on national television networks, are scheduled to be televised.

Since 1986, 71 players from the ACC have been selected in the first round of the NBA Draft – 15 more than any other conference. This past season, the ACC led all conferences with 51 of its former players in the NBA, including Tim Duncan (Wake Forest), who was named as the NBA Most Valuable Player for the second year in a row.

### 2002-03 in Review

The 2002-03 academic year concluded with the league pocketing three more national team titles and 10 individual NCAA crowns. The ACC's 2002-03 national champions were Wake Forest in field hockey, Virginia in men's lacrosse and Clemson in men's golf. Overall, 101 ACC teams took part in postseason play compiling a 75-57-2 (.567) record.

A total of 168 student-athletes from the ACC earned first, second or third-team All-America honors this past year. In addition the ACC produced three national Players of the Year, one national Rookie of the Year and four national Coach of the Year recipients.

The ACC placed at least one team in the top 10 nationally in 15 of the 21 sports sponsored by the league for which polls were available. In all, 27 ACC teams finished their season with a top 10 ranking.

### A History

The Atlantic Coast Conference was founded on May 8, 1953, at the Sedgefield Inn near Greensboro, N.C., with seven charter members – Clemson, Duke, Maryland, North Carolina, North Carolina State, Virginia and Wake Forest – drawing up the conference by-laws.

The withdrawal of seven schools from the Southern Conference came early on the morning of May 8, 1953, during the Southern Conference's annual spring meeting. On June 14, 1953, the seven members met in Raleigh, N.C., where a set of bylaws was adopted and the name became officially the Atlantic Coast Conference. The ACC operated with

seven members until April 3, 1978, when the Georgia Institute of Technology was admitted. The Atlanta school had withdrawn from the Southeastern Conference in January of 1964. The ACC expanded to nine members on July 1, 1991, with the addition of Florida State University. This past June 30, conference membership increased to 11 with the announcement that the University of Miami and Virginia Tech had accepted invitations to join the league beginning in the 2004-05 academic year.

**CLEMSON** – Charter member of the Southern Intercollegiate Athletic Association in 1894; a charter member of the Southern Conference in 1921; a charter member of the Atlantic Coast Conference (ACC) in 1953.

**DUKE** – Joined the Southern Conference in December, 1928; charter member of the ACC in 1953.

**FLORIDA STATE** – Charter member of the Dixie Conference in 1948; joined the Metro Conference in July, 1976; joined the ACC July, 1991.

**GEORGIA TECH** – Charter member of the Southern Intercollegiate Athletic Association in 1894; charter member of Southern Conference in 1921; charter member of the SEC in 1932; joined the ACC in April, 1978.

**MARYLAND** – Charter member of the Southern Conference in 1921; charter member of the ACC in 1953.


**NORTH CAROLINA** – Charter member of the Southern Intercollegiate Athletic Association in 1894; charter member of the Southern Conference in 1921; charter member of the ACC in 1953.

**NC STATE** – Charter member of the Southern Conference in 1921; charter member of the ACC in 1953.

**VIRGINIA** – Charter member of the Southern Intercollegiate Athletic Association in 1894; charter member of the Southern Conference in 1921; resigned from Southern Conference in December, 1936; joined the ACC in December, 1953.

**WAKE FOREST** – Joined the Southern Conference in February, 1936; charter member of the ACC in 1953.





*Anthony Richardson ranked in the top 20 of five different ACC statistics as a junior in 2002-03.*

## 2002-03 ACC REVIEW

### 2002-03 STANDINGS

STANDINGS	Conference					Overall			vs. AP	vs. USA	Last 10	Last 5	Current Streak			
	W	L	Pct.	Home	Road	W	L	Pct.						Home	Road	Neutral
Wake Forest	13	3	.812	8-0	5-3	25	6	.806	16-0	7-4	2-2	2-3	2-2	8-2	3-2	L1
Maryland	11	5	.688	7-1	4-4	21	10	.677	14-2	4-4	3-4	3-4	3-4	6-4	2-3	L1
Duke	11	5	.688	8-0	3-5	26	7	.788	15-0	3-6	8-1	4-2	4-2	7-3	4-1	L1
NC State	9	7	.562	6-2	3-5	18	13	.581	13-3	3-7	2-3	2-6	2-6	5-5	2-3	L2
Georgia Tech	7	9	.438	6-2	1-7	16	15	.516	13-2	2-11	1-2	2-6	2-6	4-6	3-2	L1
Virginia	6	10	.375	5-3	1-7	16	16	.500	12-3	2-11	2-2	3-7	4-7	2-8	2-3	L2
North Carolina	6	10	.375	5-3	1-7	19	16	.543	13-5	2-9	4-2	4-8	4-8	5-5	3-2	L1
Clemson	5	11	.312	4-4	1-7	15	13	.536	13-4	1-8	1-1	0-6	0-6	3-7	0-5	L5
<b>Florida State</b>	<b>4</b>	<b>12</b>	<b>.250</b>	<b>4-4</b>	<b>1-7</b>	<b>14</b>	<b>15</b>	<b>.483</b>	<b>11-5</b>	<b>1-8</b>	<b>2-2</b>	<b>1-8</b>	<b>1-8</b>	<b>3-7</b>	<b>2-3</b>	<b>L1</b>

### 2002-03 INDIVIDUAL STATISTICS - ALL GAMES

#### SCORING

Player-Team	CI	G	FG	3FG	FT	Pts	Avg/G
1. Josh Howard-WF	SR	31	204	53	145	606	19.5
2. Drew Nicholas-MD	SR	31	182	73	115	552	17.8
3. Edward Scott-CU	SR	28	165	44	122	496	17.7
4. Julius Hodge-ST	SO	31	164	41	179	548	17.7
5. Dahntay Jones-DU	SR	33	198	47	140	583	17.7
<b>6. Tim Pickett-FS</b>	<b>JR</b>	<b>29</b>	<b>167</b>	<b>84</b>	<b>77</b>	<b>495</b>	<b>17.1</b>
7. Rashad McCants-NC	FR	35	215	72	92	594	17.0
8. Chris Bosh-GT	FR	31	168	22	127	485	15.6
9. J.J. Redick-DU	FR	33	149	95	102	495	15.0
B.J. Elder-GT	SO	30	171	61	47	450	15.0
11. Jawad Williams-NC	SO	34	182	45	97	506	14.9
12. Travis Watson-VA	SR	31	167	7	103	444	14.3
13. Todd Billet-VA	JR	32	132	94	74	432	13.5
14. Marcus Melvin-ST	JR	31	130	64	77	401	12.9
15. Raymond Felton-NC	FR	35	151	69	79	450	12.9
16. Ryan Randle-MD	SR	31	168	1	58	395	12.7
<b>17. Anthony Richardson-FS</b>	<b>SO</b>	<b>29</b>	<b>134</b>	<b>11</b>	<b>82</b>	<b>361</b>	<b>12.4</b>
18. Josh Powell-ST	SO	31	144	9	88	385	12.4
19. Vyatas Danelius-WF	SO	31	133	18	98	392	12.3
B.J. Elder-GT	JR	31	127	63	60	377	12.2
21. Daniel Ewing-DU	SO	32	126	42	101	395	12.0
22. Devin Smith-VA	SO	32	129	64	50	372	11.6
23. Steve Blake-MD	SR	31	114	64	68	360	11.6
24. Chey Christie-CU	SO	28	116	27	63	322	11.5
25. Scooter Sherrill-ST	JR	31	104	70	47	325	10.5

Player-Team	CI	G	OFF	DEF	TOT	Avg/G
22. Clifford Crawford-ST	SR	31	32	107	139	4.5
23. Nick Vander Laan-VA	JR	31	56	82	138	4.5
24. Tahj Holden-MD	SR	30	34	98	132	4.4
25. Elton Brown-VA	SO	32	57	82	139	4.3

#### FIELD GOAL PERCENTAGE (Minimum 5.0 made per game)

Player-Team	CI	G	FG	FGA	Pct.
1. Chris Bosh-GT	FR	31	168	300	.560
2. Travis Watson-VA	SR	31	167	321	.520
3. Ryan Randle-MD	SR	31	168	339	.496
4. Rashad McCants-NC	FR	35	215	438	.491
5. Josh Howard-WF	SR	31	204	428	.477
6. Dahntay Jones-DU	SR	33	198	421	.470
7. B.J. Elder-GT	SO	30	171	371	.461
8. Jawad Williams-NC	SO	34	182	406	.448
9. Drew Nicholas-MD	SR	31	182	414	.440
10. Julius Hodge-ST	SO	31	164	374	.439
11. Edward Scott-CU	SR	28	165	428	.386
<b>12. Tim Pickett-FS</b>	<b>JR</b>	<b>29</b>	<b>167</b>	<b>437</b>	<b>.382</b>

#### ASSISTS

Player-Team	CI	G	Assists	Avg/G
1. Steve Blake-MD	SR	31	221	7.13
2. Raymond Felton-NC	FR	35	236	6.74
3. Chris Duhon-DU	JR	33	212	6.42
4. Jarrett Jack-GT	FR	31	185	5.97
5. Edward Scott-CU	SR	28	161	5.75
6. Clifford Crawford-ST	SR	31	131	4.23
7. Taron Downey-WF	SO	31	130	4.19
8. Julius Hodge-ST	SO	31	109	3.52
9. Todd Billet-VA	JR	32	108	3.38
<b>10. Todd Galloway-FS</b>	<b>FR</b>	<b>29</b>	<b>97</b>	<b>3.34</b>
<b>11. Nate Johnson-FS</b>	<b>JR</b>	<b>29</b>	<b>84</b>	<b>2.90</b>
12. Drew Nicholas-MD	SR	31	83	2.68
13. B.J. Elder-GT	SO	30	73	2.43
14. Travis Watson-VA	SR	31	69	2.23
15. Marvin Lewis-GT	JR	31	67	2.16

#### FREE THROW PERCENTAGE (Minimum 2.5 made per game)

Player-Team	CI	G	FTM	FTA	Pct.
1. J.J. Redick-DU	FR	33	102	111	.919
<b>2. Tim Pickett-FS</b>	<b>JR</b>	<b>29</b>	<b>77</b>	<b>89</b>	<b>.865</b>
3. Taron Downey-WF	SO	31	67	101	.661
4. Drew Nicholas-MD	SR	31	115	135	.852
5. Josh Howard-WF	SR	31	145	174	.833
6. Daniel Ewing-DU	SO	33	101	123	.821
7. Julius Hodge-ST	SO	31	179	219	.817
<b>8. Anthony Richardson-FS</b>	<b>SO</b>	<b>29</b>	<b>82</b>	<b>104</b>	<b>.788</b>

Player-Team	CI	G	FTM	FTA	Pct.
9. Vyatas Danelius-WF	SO	31	98	125	.784
10. Jawad Williams-NC	SO	34	97	129	.752
11. Dahntay Jones-DU	SR	33	140	187	.749
12. Josh Powell-ST	SO	31	88	119	.739
13. Edward Scott-CU	SR	28	122	165	.739
14. Chris Bosh-GT	FR	31	127	174	.730
15. Tahj Holden-MD	SR	30	81	114	.711

#### STEALS

Player-Team	CI	G	Steals	Avg/G
<b>1. Tim Pickett-FS</b>	<b>JR</b>	<b>29</b>	<b>82</b>	<b>2.83</b>
2. Clifford Crawford-ST	SR	31	66	2.13
3. Josh Howard-WF	SR	31	64	2.06
4. Chris Duhon-DU	JR	33	62	1.88
5. Jarrett Jack-GT	FR	31	51	1.65
6. Steve Blake-MD	SR	31	50	1.61
7. Raymond Felton-NC	FR	35	56	1.60
8. Chey Christie-CU	SO	28	43	1.54
9. Travis Watson-VA	SR	31	46	1.48
10. Ryan Randle-MD	SR	31	44	1.42
11. Rashad McCants-NC	FR	35	49	1.40
<b>12. Michael Joiner-FS</b>	<b>JR</b>	<b>29</b>	<b>40</b>	<b>1.38</b>
13. Edward Scott-CU	SR	28	38	1.36
14. Jackie Manuel-NC	SO	35	46	1.31
15. David Noel-NC	FR	35	45	1.29

#### 3-POINT FG PERCENTAGE (Minimum 2.0 made per game)

Player-Team	CI	G	3FG	FGA	Pct.
1. Todd Billet-VA	JR	32	94	225	.418
2. Steve Blake-MD	SR	31	64	154	.416
3. Rashad McCants-NC	FR	35	72	174	.414
4. Drew Nicholas-MD	SR	31	73	178	.410
5. Scooter Sherrill-ST	JR	31	70	175	.400
6. J.J. Redick-DU	FR	33	95	239	.399
7. B.J. Elder-GT	SO	30	61	154	.396
8. Devin Smith-VA	SO	32	64	166	.386
9. Marcus Melvin-ST	JR	31	64	170	.376
10. Marvin Lewis-GT	JR	31	63	172	.366
<b>11. Tim Pickett-FS</b>	<b>JR</b>	<b>29</b>	<b>84</b>	<b>259</b>	<b>.324</b>

#### 3-POINT FGS MADE

Player-Team	CI	G	3FG	Avg/G
1. Todd Billet-VA	JR	32	94	2.94
<b>2. Tim Pickett-FS</b>	<b>JR</b>	<b>29</b>	<b>84</b>	<b>2.90</b>
3. J.J. Redick-DU	FR	33	95	2.88
4. Drew Nicholas-MD	SR	31	73	2.35
5. Scooter Sherrill-ST	JR	31	70	2.26
6. Steve Blake-MD	SR	31	64	2.06
Marcus Melvin-ST	JR	31	64	2.06

# 2002-03 ACC REVIEW

## 2002-03 INDIVIDUAL STATISTICS – ALL GAMES (CONTINUED)

Player-Team	Cl	G	3FG	Avg/G	Player-Team	Cl	G	Blocks	Avg/G	Player-Team	Cl	G	No.	Avg/G					
1. Rashad McCants-NC	FR	35	72	2.06	15. Travis Garrison-MD	FR	30	25	0.83	8. Jamaal Levy-WF	SO	31	76	2.45					
2. B.J. Elder-GT	SO	30	61	2.03	Luke Schenschler-GT	SO	30	25	0.83	9. Josh Powell-ST	SO	31	74	2.39					
3. Marvin Lewis-GT	JR	31	63	2.03	<b>ASSIST/TURNOVER RATIO</b>														
4. Devin Smith-VA	SO	32	64	2.00	<b>(Minimum 3.0 assists/game)</b>														
5. Raymond Felton-NC	FR	35	69	1.97	<b>Player-Team</b>														
6. Josh Howard-WF	SR	31	53	1.71	1. Steve Blake-MD	SR	31	221	7.1	99	3.2	2.23	12. Anthony Richardson-FS	SO	29	59	2.03		
7. Taron Downey-WF	SO	31	50	1.61	2. Chris Duhon-DU	JR	33	212	6.4	98	3.0	2.16	Trevor Harvey-FS	SR	29	59	2.03		
8. Melvin Scott-NC	SO	34	54	1.59	3. Edward Scott-CU	SR	28	161	5.8	79	2.8	2.04	14. Ed Nelson-GT	SO	31	63	2.03		
<b>LOCKED SHOTS</b>					<b>OFFENSIVE REBOUNDS</b>										<b>DEFENSIVE REBOUNDS</b>				
Player-Team	Cl	G	Blocks	Avg/G	Player-Team	Cl	G	No.	Avg/G	Player-Team	Cl	G	No.	Avg/G					
1. Chris Bosh-GT	FR	31	67	2.16	1. Josh Howard-WF	SR	31	102	3.29	1. Travis Watson-VA	SR	31	226	7.29					
2. Tahj Holden-MD	SR	30	59	1.97	2. Travis Watson-VA	SR	31	95	3.06	2. Chris Bosh-GT	FR	31	163	5.90					
3. Casey Sanders-DU	SR	33	54	1.64	Chris Bosh-GT	FR	31	95	3.06	3. Josh Howard-WF	SR	31	155	5.00					
4. Sheldon Williams-DU	FR	33	52	1.58	4. Vytas Danelius-WF	SO	31	87	2.81	4. Ryan Randle-MD	SR	31	145	4.68					
5. Josh Howard-WF	SR	31	48	1.55	5. Ryan Randle-MD	SR	31	79	2.55	5. Vytas Danelius-WF	SO	31	144	4.65					
6. Josh Powell-ST	SO	31	41	1.32	6. Sheldon Williams-DU	FR	33	84	2.55	6. Tim Pickett-FS	JR	29	134	4.62					
7. Travis Watson-VA	SR	31	40	1.29	7. Sharrod Ford-CU	SO	28	71	2.54	7. Marcus Melvin-ST	JR	31	143	4.61					
8. Trevor Harvey-FS	SR	29	34	1.17						8. Ed Nelson-GT	SO	31	140	4.52					
9. Ryan Randle-MD	SR	31	36	1.16						9. Julius Hodge-ST	SO	31	138	4.45					
10. Anthony Richardson-FS	SO	29	33	1.14						10. Jamaal Levy-WF	SO	31	136	4.39					
11. Jawad Williams-NC	SO	34	37	1.09						11. Sharrod Ford-CU	SO	28	120	4.29					
12. Jamaal Levy-WF	SO	31	30	0.97						12. Dahntay Jones-DU	SR	33	134	4.06					
13. Shavlik Randolph-DU	FR	26	24	0.92						13. Jawad Williams-NC	SO	34	137	4.03					
14. Ray Henderson-CU	SR	28	25	0.89						14. Clifford Crawford-ST	SR	31	107	3.45					
										15. Sheldon Williams-DU	FR	33	111	3.36					

## 2002-03 TEAM STATISTICS – ALL GAMES

<b>SCORING OFFENSE</b>					<b>FREE THROW PERCENTAGE</b>					<b>3-POINT FG PERCENTAGE</b>				
Team	G	W-L	Pts	Avg/G	Team	G	FTM	FTA	Pct.	Team	G	FG	FGA	Pct.
1. Duke	33	26-7	2677	81.1	1. NC State	31	488	634	.770	1. Maryland	31	204	523	.390
2. Maryland	31	21-10	2472	79.7	2. Wake Forest	31	611	813	.752	2. Virginia	32	239	643	.372
3. Wake Forest	31	25-6	2412	77.8	3. Maryland	31	466	654	.713	3. Duke	33	244	672	.363
4. Georgia Tech	31	16-15	2297	74.1	4. Duke	33	639	897	.712	4. NC State	31	248	696	.356
5. Virginia	32	16-16	2366	73.9	5. Georgia Tech	31	447	656	.681	5. North Carolina	35	290	822	.353
6. NC State	31	18-13	2246	72.5	6. Florida State	29	352	524	.672	6. Georgia Tech	31	178	505	.352
7. North Carolina	35	19-16	2524	72.1	7. North Carolina	35	434	655	.663	7. Clemson	28	135	389	.347
8. Clemson	28	15-13	1916	68.4	8. Virginia	32	435	661	.658	8. Wake Forest	31	191	560	.341
9. Florida State	29	14-15	1974	68.1	9. Clemson	28	411	626	.657	9. Florida State	29	186	559	.333
<b>SCORING DEFENSE</b>					<b>FIELD GOAL PERCENTAGE</b>					<b>3-POINT FG PERCENTAGE DEFENSE</b>				
Team	G	Pts	Avg/G	Team	G	FG	FGA	Pct.	Team	G	FG	FGA	Pct.	
1. Florida State	29	1930	66.6	1. Maryland	31	901	1940	.464	1. Maryland	31	208	646	.322	
2. Maryland	31	2069	66.7	2. NC State	31	755	1656	.456	2. Virginia	32	205	629	.328	
3. Wake Forest	31	2102	67.8	3. Duke	33	697	1981	.453	3. Wake Forest	31	226	675	.335	
4. Clemson	28	1907	68.1	4. Wake Forest	31	805	1778	.453	4. Duke	33	160	474	.338	
5. NC State	31	2116	68.3	5. Virginia	32	846	1874	.451	5. NC State	31	179	530	.338	
6. Duke	33	2298	69.6	6. Georgia Tech	31	836	1857	.450	6. Florida State	29	209	618	.338	
7. Georgia Tech	31	2165	69.8	7. Clemson	28	685	1551	.442	7. Clemson	28	210	610	.344	
8. North Carolina	35	2492	71.2	8. North Carolina	35	900	2062	.436	8. North Carolina	35	225	651	.346	
9. Virginia	32	2387	74.6	9. Florida State	29	718	1662	.432	9. Georgia Tech	31	204	567	.360	
<b>SCORING MARGIN</b>					<b>FIELD GOAL PERCENTAGE DEFENSE</b>					<b>REBOUNDING OFFENSE</b>				
Team	G	OFF	DEF	Margin	Team	G	FG	FGA	Pct.	Team	G	Reb	Avg/G	
1. Maryland	31	79.7	66.7	+13.0	1. Maryland	31	704	1864	.378	1. Wake Forest	31	1292	41.7	
2. Duke	33	81.1	69.6	+11.5	2. Florida State	29	650	1662	.391	2. Maryland	31	1241	40.0	
3. Wake Forest	31	77.8	67.8	+10.0	3. Wake Forest	31	734	1849	.397	3. Georgia Tech	31	1188	38.3	
4. Georgia Tech	31	74.1	69.8	+4.3	4. Georgia Tech	31	777	1830	.425	4. Virginia	32	1207	37.7	
5. NC State	31	72.5	68.3	+4.2	5. Duke	33	820	1893	.433	5. Duke	33	1206	36.5	
6. Florida State	29	68.1	66.6	+1.5	6. Clemson	28	668	1542	.433	6. Clemson	28	1004	35.9	
7. North Carolina	35	72.1	71.2	+0.9	7. Virginia	32	848	1950	.435	7. Florida State	29	1000	34.5	
8. Clemson	28	68.4	68.1	+0.3	8. North Carolina	35	920	2103	.437	8. North Carolina	35	1196	34.2	
9. Virginia	32	73.9	74.6	-0.7	9. NC State	31	730	1658	.440	9. NC State	31	989	31.9	

# 2002-03 ACC REVIEW

## 2002-03 TEAM STATISTICS - ALL GAMES (CONTINUED)

### REBOUNDING DEFENSE

Team	G	Reb	Avg/G
1. Wake Forest	31	993	32.0
2. NC State	31	997	32.2
3. Clemson	28	943	33.7
4. Georgia Tech	31	1081	34.9
5. Virginia	32	1124	35.1
6. Duke	33	1160	35.2
<b>7. Florida State</b>	<b>29</b>	<b>1068</b>	<b>36.8</b>
8. Maryland	31	1156	37.3
9. North Carolina	35	1349	38.5

### REBOUNDING MARGIN

Team	G	Team	Avg.	OPP	Avg.	Margin
1. Wake Forest	31	1292	41.7	993	32.0	+9.6
2. Georgia Tech	31	1188	38.3	1081	34.9	+3.5
3. Maryland	31	1241	40.0	1156	37.3	+2.7
4. Virginia	32	1207	37.7	1124	35.1	+2.6
5. Clemson	28	1004	35.9	943	33.7	+2.2
6. Duke	33	1206	36.5	1160	35.2	+1.4
7. NC State	31	989	31.9	997	32.2	-0.3
<b>8. Florida State</b>	<b>29</b>	<b>1000</b>	<b>34.5</b>	<b>1068</b>	<b>36.8</b>	<b>-2.3</b>
9. North Carolina	35	1196	34.2	1349	38.5	-4.4

### BLOCKED SHOTS

Team	G	Blocks	Avg/G
1. Maryland	31	198	6.39
2. Duke	33	178	5.39
3. Georgia Tech	31	164	5.29
4. North Carolina	35	163	4.66
5. Wake Forest	31	143	4.61
<b>6. Florida State</b>	<b>29</b>	<b>130</b>	<b>4.48</b>
7. Virginia	32	139	4.34
8. NC State	31	100	3.23
9. Clemson	28	74	2.64

### ASSISTS

Team	G	Assists	Avg/G
1. Maryland	31	573	18.48
2. North Carolina	35	555	15.86
3. Georgia Tech	31	484	15.61
4. NC State	31	456	14.71
5. Virginia	32	461	14.41
6. Wake Forest	31	441	14.23
<b>7. Florida State</b>	<b>29</b>	<b>404</b>	<b>13.93</b>
8. Duke	33	444	13.45
9. Clemson	28	351	12.54

### STEALS

Team	G	Steals	Avg/G
1. Maryland	31	322	10.39
<b>2. Florida State</b>	<b>29</b>	<b>273</b>	<b>9.41</b>
3. Duke	33	266	8.67
4. North Carolina	35	293	8.37
5. Georgia Tech	31	243	7.84
6. NC State	31	238	7.68
7. Clemson	28	199	7.11
8. Wake Forest	31	201	6.48
9. Virginia	32	185	5.78

### TURNOVER MARGIN

Team	G	Team	Avg.	OPP	Avg.	Margin
1. Duke	33	462	14.0	592	17.9	+3.94
2. Maryland	31	431	13.9	546	17.6	+3.71
3. North Carolina	35	522	14.9	581	16.6	+1.69
<b>4. Florida State</b>	<b>29</b>	<b>432</b>	<b>14.9</b>	<b>473</b>	<b>16.3</b>	<b>+1.41</b>
5. Clemson	28	377	13.5	404	14.4	+0.96
6. NC State	31	440	14.2	452	14.6	+0.39
7. Georgia Tech	31	469	15.1	462	14.9	-0.23
8. Wake Forest	31	475	15.3	424	13.7	-1.65
9. Virginia	32	528	16.5	417	13.0	-3.47

### ASSIST/TURNOVER RATIO

Team	G	Asst	Avg.	Turn	Avg.	Ratio
1. Maryland	31	573	18.5	431	13.9	1.33
2. North Carolina	35	555	15.9	522	14.9	1.06
3. NC State	31	456	14.7	440	14.2	1.04
4. Georgia Tech	31	484	15.6	469	15.1	1.03
5. Duke	33	444	13.5	462	14.0	0.96
<b>6. Florida State</b>	<b>29</b>	<b>404</b>	<b>13.9</b>	<b>432</b>	<b>14.9</b>	<b>0.94</b>
7. Clemson	28	351	12.5	377	13.5	0.93
8. Wake Forest	31	441	14.2	475	15.3	0.93
9. Virginia	32	461	14.4	528	16.5	0.87

### OFFENSIVE REBOUNDS

Team	G	No.	Avg/G
1. Wake Forest	31	459	14.81
2. Georgia Tech	31	428	13.81
3. Clemson	28	376	13.43
4. Duke	33	441	13.36
5. Virginia	32	426	13.31
6. Maryland	31	409	13.19
7. North Carolina	35	400	11.43
<b>8. Florida State</b>	<b>29</b>	<b>307</b>	<b>10.59</b>
9. NC State	31	302	9.74

### DEFENSIVE REBOUNDS

Team	G	No.	Avg/G
1. Wake Forest	31	833	26.87
2. Maryland	31	832	26.84
3. Georgia Tech	31	760	24.52
4. Virginia	32	781	24.41
<b>5. Florida State</b>	<b>29</b>	<b>693</b>	<b>23.90</b>
6. Duke	33	765	23.18
7. North Carolina	35	796	22.74
8. Clemson	28	628	22.43
9. NC State	31	687	22.16

### 3-POINT FIELD GOALS MADE

Team	G	3FG	Avg/G
1. North Carolina	35	290	8.29
2. NC State	31	248	8.00
3. Virginia	32	239	7.47
4. Duke	33	244	7.39
5. Maryland	31	204	6.58
<b>6. Florida State</b>	<b>29</b>	<b>186</b>	<b>6.41</b>
7. Wake Forest	31	191	6.16
8. Georgia Tech	31	178	5.74
9. Clemson	28	135	4.82

## 2002-03 ALL-ACC

### FIRST TEAM

Josh Howard	Wake Forest
Julius Hodge	NC State
Steve Blake	Maryland
Dahntay Jones	Duke
Edward Scott	Clemson

### SECOND TEAM

Drew Nicholas	Maryland
Chris Bosh	Georgia Tech
Travis Watson	Virginia
<b>Tim Pickett</b>	<b>Florida State</b>
Vytas Danelius	Wake Forest

### THIRD TEAM

J.J. Redick	Duke
Ryan Randle	Maryland
Chris Duhon	Duke
Raymond Felton	North Carolina
B.J. Elder	Georgia Tech

### HONORABLE MENTION

Rashaad McCants	North Carolina
Jawad Williams	North Carolina
Marcus Melvin	NC State
Todd Billett	Virginia

### ALL-FRESHMAN TEAM

Chris Bosh	Georgia Tech
Raymond Felton	North Carolina
J.J. Redick	Duke
Rashad McCants	North Carolina
Justin Gray	Wake Forest

### HONORABLE MENTION

Jarrett Jack	Georgia Tech
Sheldon Williams	Duke

### ALL-DEFENSIVE TEAM

Josh Howard	Wake Forest
Dahntay Jones	Duke
Steve Blake	Maryland
Chris Bosh	Georgia Tech
<b>Tim Pickett</b>	<b>Florida State</b>

### PLAYER OF THE YEAR

Josh Howard	Wake Forest
-------------	-------------

### COACH OF THE YEAR

Skip Prosser	Wake Forest
--------------	-------------

### ROOKIE OF THE YEAR

Chris Bosh	Georgia Tech
------------	--------------