


2003-04

Records

1947-2003 Record Book



ALL-TIME INDIVIDUAL RECORDS

MOST POINTS

Game: 46, Ron King vs. Georgia Southern, Feb. 11, 1971
Season: 743, Jim Oler, 1955-56
Career: 2130, Bob Sura, 1991-95

MOST FIELD GOALS

Game: 21, Ron King vs. Georgia Southern, Feb. 11, 1971
Season: 260, Alton Lee Gipson, 1983-84
Career: 731, Bob Sura, 1991-95

MOST FIELD GOAL ATTEMPTS

Game: 37, Ham Wernke vs. Tampa, Feb. 14, 1953
Career: 1626, Bob Sura, 1991-95

BEST FIELD GOAL PERCENTAGE

Game: 100.0 (10-10), Doug Edwards vs. UNC-Asheville, Jan. 2, 1992
Season: 69.1 (237-343), Murray Brown, 1978-79
Career: 66.8 (566-847), Murray Brown, 1976-80

MOST FREE THROWS

Game: 22, Jim Oler at Rollins, Feb. 16, 1955 and vs. Morningside, Dec. 16, 1955
Season: 311, Jim Oler, 1955-56
Career: 762, Jim Oler, 1952-56

MOST FREE THROW ATTEMPTS

Game: 30, Jim Oler vs. Morningside, Dec. 16, 1955
Season: 350, Jim Oler, 1955-56
Career: 975, Jim Oler, 1952-56

BEST FREE THROW PERCENTAGE

Game: 100.0 (10-10), Granville Arnold vs. Memphis State, Feb. 11, 1984
 100.0 (10-10), Tony Dawson vs. Florida International, Dec. 2, 1987
 100.0 (14-14), Doug Edwards vs. Clemson, Feb. 8, 1992
 100.0 (11-11), Nick Bryant vs. Florida Atlantic, Dec. 1, 1993
 100.0 (16-16), Bob Sura vs. South Florida, Nov. 29, 1994
 100.0 (10-10), Anthony Richardson vs. Georgia Tech, Jan. 14, 2003
Season: 89.5 (51-57), Ken Macklin, 1969-70
Career: 81.7 (161-197), Granville Arnold, 1982-85

MOST REBOUNDS

Game: 32, Rick Benson vs. Florida Southern, Feb. 7, 1955
Season: 456, Dave Cowens, 1967-68
Career: 1340, Dave Cowens, 1967-70

MOST ASSISTS

Game: 16, Otto Petty vs. South Alabama, Jan. 19, 1972
 16, Tony William vs. Jacksonville, Feb. 12, 1983
Season: 227, Otto Petty, 1970-71
Career: 688, Delvon Arrington, 1999-02

MOST STEALS

Game: 9, Charlie Ward vs. South Carolina, March 2, 1991
 9, Bob Sura at Georgia Tech, March 2, 1995
Season: 97, Sam Cassell, 1992-93
Career: 236, Charlie Ward, 1990-94

MOST BLOCKED SHOTS

Game: 9, Andre Reid vs. Bethune-Cookman, Dec. 5, 1993
 9, Corey Louis vs. Maryland, Jan. 10, 1995
Season: 111, Rodney Dobard, 1992-93
Career: 240, Rodney Dobard, 1989-93

BEST SCORING AVERAGE

Season: 29.7, Jim Oler, 1955-56
Career: 23.2, Mitchell Wiggins, 1981-83

BEST REBOUND AVERAGE

Season: 17.5, Dave Cowens, 1967-68
Career: 17.2, Dave Cowens, 1967-70

SCORING LEADERS

GAME			SEASON AVERAGE		
Name	Date	Points	Name	Year	Avg.
1. Ron King vs. Georgia Southern	Feb. 11, 1971	46	1. Jim Oler	1955-56	29.7
2. Hugh Durham vs. Stetson	Jan. 19, 1957	43	2. Mitchell Wiggins	1981-82	23.8
Dave Fedor vs. Miami	Feb. 27, 1960	43	3. Tharon Mayes	1989-90	23.3
4. Jim Oler vs. Morningside	Dec. 16, 1955	42	4. George McCloud	1988-89	22.8
Murray Brown at Auburn	Dec. 4, 1978	42	5. Ron King	1970-71	22.7
6. Jim Oler vs. Georgia Teachers College	Jan. 14, 1956	41	Mitchell Wiggins	1982-83	22.7
7. Pee Wee Barber vs. Miami	Feb. 26, 1987	40	7. Hugh Durham	1958-59	21.9
8. Ham Wernke vs. Tampa	Feb. 14, 1953	38	8. Murray Brown	1978-79	21.7
Jim Oler vs. Troy State	Feb. 6, 1956	38	9. Ham Wernke	1952-53	21.3
Dave Fedor at Tampa	Feb. 26, 1962	38	10. Dave Fedor	1959-60	21.2
David Thompson vs. South Alabama	Jan. 22, 1977	38	Bob Sura	1993-94	21.2
Tharon Mayes vs. Rhode Island	Dec. 29, 1989	38	12. Jim Oler	1954-55	21.1
13. Dave Fedor vs. Rollins	Feb. 11, 1960	37	13. Tony Dawson	1988-89	21.0
Mitchell Wiggins vs. South Carolina	Feb. 22, 1982	37	14. Dave Fedor	1961-62	20.4
Mitchell Wiggins vs. Florida	Jan. 11, 1982	37	15. Dave Cowens	1968-69	20.3
Mitchell Wiggins vs. Memphis State	Feb. 26, 1983	37	Mickey Dillard	1979-80	20.3
Ron Hale vs. Wake Forest	Jan. 4, 2000	37			
18. Hugh Durham at Georgia	Jan. 19, 1959	36			
Mitchell Wiggins at San Diego State	Dec. 29, 1982	36			
George McCloud at LaSalle	Feb. 23, 1989	36			
21. Ham Wernke vs. Montana State	March 7, 1955	35			
Vernell Eilzy vs. Biscayne	Dec. 3, 1970	35			
Reggie Royals vs. UC-Irvine	Jan. 30, 1971	35			
Benny Clyde at Oklahoma City	Dec. 30, 1972	35			
Larry Warren vs. Texas A&M	Jan. 4, 1974	35			
Alton Lee Gipson at Virginia Tech	March 3, 1984	35			
Pee Wee Barber vs. Memphis State	Feb. 11, 1987	35			
George McCloud at Jacksonville	Jan. 11, 1989	35			
Bob Sura at Duke	Jan. 22, 1994	35			

Ron King established the school record for points scored in a single game with 46 against Georgia Southern on Feb. 11, 1971. He also ranks tied for fourth in school history with a 19.6 career scoring average.



SCORING LEADERS

CAREER AVERAGE

Name	Years	Games/Points	Avg.
1. Mitchell Wiggins	1981-83	46-1067	23.2
2. Dave Fedor	1959-62	72-1453	20.2
3. Jim Oler	1952-56	91-1820	20.0
4. Ron King	1970-73	64-1252	19.6
Alton Lee Gipson	1983-85	61-1194	19.6
6. Tony Dawson	1987-89	60-1165	19.4
7. Ham Wernke	1951-55	73-1409	19.2
8. Dave Cowens	1967-70	78-1479	19.0
9. Hugh Durham	1956-59	73-1381	18.9
Don Bates	1959	23-434	18.9
11. Sam Cassell	1991-93	64-1211	18.3
12. Pee Wee Barber	1986-87	58-1039	18.0
13. Bob Sura	1991-95	119-2130	17.9
14. Doug Edwards	1990-93	93-1604	17.2
15. Tim Pickett	2003	29-495	17.1
16. Reggie Royals	1970-73	84-1402	16.7
17. Larry Warren	1972-75	51-840	16.5
18. Tharon Mayes	1987-90	77-1260	16.4
19. James Collins	1993-97	112-1793	16.0
20. Elvis Rolle	1979-81	59-923	15.6



Hugh Durham is Florida State's 14th all-time leading scorer with 1,381 points. He scored his career-high 36 points at Georgia on Jan. 19, 1959, a total that is tied for the seventh highest in a single game in school history.

500-POINT CLUB (ONE SEASON)

Name	Year	Pts.
1. Jim Oler	1955-56	742
2. George McCloud	1988-89	683
3. Bob Sura	1992-93	675
4. Sam Cassell	1992-93	641
5. Mickey Dillard	1979-80	629
Murray Brown	1978-79	629
7. Tony Dawson	1988-89	627
8. Alton Lee Gipson	1983-84	626
9. Ron King	1970-71	589
10. Murray Brown	1979-80	579
11. Pee Wee Barber	1986-87	576
12. Ron King	1971-72	573
13. Bob Sura	1993-94	573
Sam Cassell	1991-92	570
15. Alton Lee Gipson	1984-85	568
Doug Edwards	1992-93	568
17. Tharon Mayes	1989-90	559
18. Jim Oler	1954-55	549
19. Harry Davis	1977-78	546
George McCloud	1987-88	546
21. Mitchell Wiggins	1982-83	544
22. Tony Dawson	1987-88	534
23. Dave Fedor	1959-60	530
24. Doug Edwards	1990-91	524
25. Mitchell Wiggins	1981-82	523
26. Irving Thomas	1989-90	519
27. Mickey Dillard	1980-81	515
28. James Collins	1996-97	514
29. Ham Wernke	1954-55	512
Doug Edwards	1991-92	512
31. Hugh Durham	1956-59	509
32. Dave Cowens	1967-68	508
Dave Cowens	1968-69	508
34. Hugh Durham	1958-59	504
35. Bob Sura	1994-95	502
36. Reggie Royals	1970-72	501
37. David Thompson	1976-77	500

1,000-POINT CLUB (CAREER)

Name	Years	Games	FG	FT	Pts.	Avg.
1. Bob Sura	1991-95	119	731	454	2130	17.9
2. Jim Oler	1952-56	91	528	761	1817	20.0
3. James Collins	1993-97	112	645	248	1793	16.0
4. Mickey Dillard	1976-81	115	640	448	1728	15.0
5. Doug Edwards	1990-93	93	621	332	1604	17.2
6. George McCloud	1985-89	117	529	315	1574	13.4
7. Harry Davis	1974-78	108	640	234	1514	14.0
8. Dave Cowens	1966-70	78	582	315	1479	18.9
9. Murray Brown	1976-80	106	566	338	1470	13.9
10. Dave Fedor	1959-62	72	585	286	1456	20.2
11. Randy Allen	1984-87	115	592	289	1438	12.5
12. Ham Wernke	1951-55	73	504	396	1404	19.2
13. Reggie Royals	1970-73	84	580	242	1402	16.7
14. Hugh Durham	1956-59	73	470	441	1381	18.9
15. Chuck Graham	1989-94	118	503	216	1337	11.3
16. David Thompson	1975-78	83	571	147	1289	15.5
17. Tharon Mayes	1987-90	77	466	200	1260	16.4
18. Ron King	1970-73	64	542	168	1252	19.6
19. Ron Hale	1996-00	120	423	279	1236	10.3
20. Sam Cassell	1991-93	64	440	223	1211	18.3
21. Alton Lee Gipson	1983-85	61	496	202	1194	19.6
22. Delvon Arrington	1999-02	118	413	227	1173	9.9
23. Jeff Hogan	1966-69	79	466	232	1164	14.8
24. Tony Dawson	1987-89	60	453	229	1161	19.4
25. Gary Schull	1963-66	76	408	326	1142	14.8
26. Corey Louis	1994-98	107	447	232	1127	10.5
27. Lawrence McCray	1972-74	84	492	127	1111	13.2
28. Larry Warren	1973-76	78	473	162	1108	14.2
29. Michael Polite	1987-91	99	381	297	1070	10.8
30. Mitchell Wiggins	1981-83	46	439	189	1067	23.2
31. Pee Wee Barber	1985-87	58	395	200	1062	18.0
32. Rodney Dobard	1989-93	122	456	146	1058	8.7
33. LaMarr Greer	1994-98	117	364	171	1022	8.7
34. Tom McLaughlin	1949-52	92	410	200	1020	11.1
35. Wayne Smalls	1973-77	104	457	101	1010	9.8
36. Ray Swain	1960-62	72	403	194	1000	13.9

1,000-POINT SCORERS



1. Bob Sura 2,130 pts.

Guard • 6-5 • 200 • Wilkes-Barre, PA

Bob Sura tallied 2,130 points during his four seasons at FSU to become the program's all-time leading scorer. After being named ACC Rookie of the Year as a freshman, he went on to become the first player in Florida State history to be named First Team All-ACC. He was selected with the 17th overall pick in the 1995 NBA Draft by the Cleveland Cavaliers. Currently a member of the Golden State Warriors.

Year	G	FG-FGA	PCT	FT-FTA	PCT	RB-AVG	PTS-AVG
1991-92	31	124-269	.461	94-150	.627	107-3.5	380-12.3
1992-93	34	241-533	.452	120-188	.638	209-6.1	675-19.9
1993-94	27	202-431	.469	117-179	.654	213-7.9	573-21.2
1994-95	27	164-393	.417	123-179	.687	185-6.9	502-18.6
Totals	119	731-1,626	.450	454-696	.652	714-6.0	2,130-17.9



2. Jim Oler 1,820 pts.

Guard • 5-11 • 180 • Economy, IN

After setting the mark as one of the first members of the 1,000-point club, Jim Oler held the top spot on the all-time scoring list for 39 years before passing the torch to Bob Sura. Oler still holds the single season record for points in a season with 743. He also holds most of the Florida State free throw records including single game (22), single season (311) and career (762). Oler's career scoring average still ranks as third best in Florida State history.

Year	G	FG-FGA	PCT	FT-FTA	PCT	RB-AVG	PTS-AVG
1952-53	20	52-139	.374	90-118	.763	—	194-9.7
1953-54	20	96-280	.343	140-188	.745	—	334-16.7
1954-55	26	164-414	.396	221-289	.765	76-2.9	549-21.1
1955-56	25	216-470	.460	311-380	.818	136-5.4	743-29.7
Totals	91	528-1,303	.405	761-975	.781	—	1,820-20.0



3. James Collins 1,793 pts.

Guard • 6-4 • 196 • Jacksonville, FL

James Collins' distinguished FSU career came to an end in 1997 with 1,793 points. Collins also ranks among the Seminoles' all-time top 10 in five other categories including field goals, field goal attempts, three-pointers, three-point attempts and steals.

Year	G	FG-FGA	PCT	FT-FTA	PCT	RB-AVG	PTS-AVG
1993-94	27	110-270	.407	39-57	.684	104-3.9	298-11.0
1994-95	27	181-354	.511	72-164	.439	116-4.3	487-18.0
1995-96	27	172-412	.417	81-120	.675	121-4.5	494-18.3
1996-97	31	182-397	.458	75-112	.670	158-5.1	514-16.6
Totals	112	645-1,433	.450	267-453	.589	499-4.5	1,793-16.0



4. Mickey Dillard 1,734 pts.

Guard • 6-3 • 170 • Dania, FL

Mickey Dillard overcame a broken leg during his junior season to rank fifth on FSU's all-time scoring list. Dillard was drafted by the Atlanta Hawks after his junior year but returned for his senior season to total 1,734 points in his FSU career. Dillard was selected by Cleveland in the third round of the 1981 NBA Draft.

Year	G	FG-FGA	PCT	FT-FTA	PCT	RB-AVG	PTS-AVG
1976-77	25	53-110	.481	40-61	.655	29-1.1	146-5.8
1977-78	29	153-282	.542	92-119	.773	74-2.5	398-13.7
1978-79	2	13-26	.500	14-16	.875	8-4.0	40-20.0
1979-80	31	239-458	.521	151-197	.766	130-4.1	635-20.4
1980-81	28	182-372	.489	151-190	.794	98-3.5	515-18.3
Totals	115	640-1,248	.513	448-583	.768	339-2.9	1,734-15.1



5. Doug Edwards 1,604 pts.

Forward • 6-9 • 220 • Miami, FL

Having received Florida's Mr. Basketball honors in 1989, Doug Edwards was touted as the best high school player in the history of the state. In only three seasons, he moved himself into the sixth position on the FSU all-time scoring list and is the only player in school history to score more than 500 points in three consecutive seasons. Edwards began his professional career with the Atlanta Hawks who drafted him in the first round in 1993.

Year	G	FG-FGA	PCT	FT-FTA	PCT	RB-AVG	PTS-AVG
1990-91	32	200-385	.519	112-158	.709	227-7.1	524-16.4
1991-92	30	197-385	.512	106-142	.747	271-9.0	512-17.1
1992-93	31	224-424	.528	114-158	.722	290-9.4	568-18.3
Totals	93	621-1,194	.520	332-458	.725	788-8.5	1,604-17.2



6. George McCloud 1,574 pts.

Guard • 6-6 • 205 • Daytona Beach, FL

A seldom used forward in his first two seasons, George McCloud made the transition to guard with ease and instantly made his mark. This deadly accurate three-point shooter holds both FSU's single game (10) and single season (115) three-point shooting records. Winning All-Metro Conference honors his junior year, McCloud became a serious NBA prospect and was the first round pick of the Indiana Pacers in 1989. He currently plays for the Denver Nuggets.

Year	G	FG-FGA	PCT	FT-FTA	PCT	RB-AVG	PTS-AVG
1985-86	27	42-87	.483	31-49	.633	49-1.8	115-4.4
1986-87	30	87-197	.442	42-68	.618	126-4.2	230-7.7
1987-88	30	193-403	.479	88-112	.786	111-3.7	546-18.2
1988-89	30	207-462	.448	154-176	.875	109-3.6	683-22.8
Totals	117	529-1,149	.460	315-405	.778	395-3.4	1,574-13.5




7. Harry Davis 1,514 pts.

Forward/Center • 6-7 • 220 • Cleveland, OH

Gathering the most mileage of possibly any other Seminole, Harry Davis played in several international competitions including a stop in Moscow, Russia. Davis won Seminole MVP honors as a sophomore and senior. Davis returned to his hometown to play professional ball with the Cleveland Cavaliers.

Year	G	FG-FGA	PCT	FT-FTA	PCT	RB-AVG	PTS-AVG
1974-75	26	104-185	.562	27-41	.672	147-5.7	235-9.0
1975-76	27	143-224	.638	45-71	.634	167-6.2	331-12.3
1976-77	27	176-310	.567	50-92	.543	212-7.8	402-14.8
1977-78	28	217-376	.577	112-178	.629	208-7.4	546-19.5
Totals	108	640-1,095	.584	234-382	.613	734-6.8	1,514-14.0



Larry Warren ranks 28th in school history with 1,108 points and made a near school-record 16 field goals against Marshall on Dec. 7, 1974. His single-game field goals made total is tied for sixth in school history.



1,000-POINT SCORERS

**8. Dave Cowens** 1,479 pts.
Center • 6-9 • 220 • Newport, KY

Honored as one of the 50 greatest players in NBA history, Dave Cowens is arguably the single greatest player in Florida State history. While at FSU, he averaged 18.9 points and 17.2 rebounds per game while shooting 52 percent from the field. Cowens also owns most Seminole rebounding records including rebounds in a season (456) and career rebounds (1,340). His talent caught the eye of the Boston Celtics who selected him fourth overall in the 1970 NBA Draft. During his rookie season with the Celtics he averaged 17 points and 15 rebounds per game and won NBA Rookie of The Year honors. In 1973 he took home both The All-Star MVP and League MVP trophies. Cowens' intensity and desire earned him seven all-star appearances and two championship rings with the Celtics in 1974 and 1976 and in 1991 an induction into the Basketball Hall of Fame.

Year	G	FG-FGA	PCT	FT-FTA	PCT	RB-AVG	PTS-AVG
1967-68	27	206-383	.538	96-131	.733	456-17.0	508-18.8
1968-69	25	202-384	.526	104-164	.634	437-17.5	508-20.3
1969-70	26	174-355	.490	115-169	.676	447-17.2	463-17.8
Totals	78	582-1,122	.520	315-464	.679	1,340-17.2	1,479-18.9

**9. Murray Brown** 1,470 pts.
Forward • 6-8 • 205 • Tampa, FL

Known as "Mule" by his coaches for his hard work and determination, Murray Brown led the nation in field goal shooting percentage in the 1978-79 season with a .691 percentage. Brown also holds the distinction as FSU's most accurate shooter ever with a .668 career percentage. This All-Metro Conference performer was selected by the Cleveland Cavaliers in the 1980 NBA draft.

Year	G	FG-FGA	PCT	FT-FTA	PCT	RB-AVG	PTS-AVG
1976-77	18	38-50	.760	18-28	.642	47-2.6	94-5.2
1977-78	28	61-98	.622	46-65	.707	111-3.9	168-6.0
1978-79	29	237-343	.691	155-218	.711	242-8.3	629-21.7
1979-80	31	230-356	.646	119-172	.691	238-7.6	579-18.7
Totals	106	566-847	.668	338-483	.700	638-6.0	1,470-13.9

**10. Dave Fedor** 1,456 pts.
Forward • 6-6 • 192 • Zephyrhills, FL

A left-hander known for his ability to do almost anything on the court with either hand, Dave Fedor led the Seminoles as co-captain in both his junior and senior seasons. Fedor's hard work and consistency were evidenced by his streak of 49 consecutive games scoring in double figures. He became the first FSU player ever picked in the NBA Draft when he was selected by Philadelphia in 1962.

Year	G	FG-FGA	PCT	FT-FTA	PCT	RB-AVG	PTS-AVG
1959-60	25	214-453	.472	102-131	.779	400-16.0	530-21.2
1960-61	24	185-365	.507	86-107	.804	336-14.0	456-19.0
1961-62	23	186-356	.522	98-125	.784	233-10.1	470-20.4
Totals	72	585-1,174	.498	286-363	.788	969-13.5	1,456-20.2

**11. Randy Allen** 1,438 pts.
Forward • 6-7 • 222 • Milton, FL

Milton, FL native Randy Allen was one of the most dependable players in FSU history. Allen averaged at least 12.0 points and 6.0 rebounds per game his last three years. He was twice named All-Metro and is also a member of Florida State's 500-Board Club.

Year	G	FG-FGA	PCT	FT-FTA	PCT	RB-AVG	PTS-AVG
1983-84	30	109-211	.517	37-73	.507	148-4.9	255-8.5
1984-85	28	187-352	.531	62-101	.614	190-6.8	436-15.6
1985-86	27	152-330	.461	67-112	.598	163-6.2	371-13.7
1986-87	30	144-312	.462	88-127	.693	235-7.8	376-12.5
Totals	115	592-1,205	.491	254-413	.615	736-6.4	1,438-12.5

**12. Ham Wernke** 1,404 pts.
Guard • 6-0 • 170 • Batesville, IN

Ham Wernke was one of the best perimeter shooters in the early days of the FSU program. He averaged in double figures in each of his four seasons and at least 18 points in his last

three.

Year	G	FG-FGA	PCT	FT-FTA	PCT	RB-AVG	PTS-AVG
1951-52	5	20-71	.282	17-23	.739	55-11.0	57-11.4
1952-53	22	167-422	.396	134-193	.694	—	468-21.3
1953-54	20	128-354	.362	113-148	.746	—	369-18.5
1954-55	26	190-461	.412	132-169	.781	130-5.0	512-19.7
Totals	73	505-1,308	.385	396-533	.743	—	1,404-19.2

**13. Reggie Royals** 1,402 pts.
Forward • 6-10 • 200 • Whiteville, NC

Helping lead the charge for a national title in 1972, Reggie Royals was an exceptional outside shooter for a player of his size. Nicknamed the "Tree" by his teammates Royals grabbed over 300 rebounds in three consecutive seasons. He is FSU's second leading career rebounder, behind Dave Cowens, with 1,006. Royals took his talents to Philadelphia as one of their 1973 draft selections.

Year	G	FG-FGA	PCT	FT-FTA	PCT	RB-AVG	PTS-AVG
1970-71	26	191-384	.497	89-122	.730	390-15.0	471-18.1
1971-72	32	196-415	.472	109-159	.686	351-11.0	501-15.7
1972-73	26	193-382	.510	44-68	.647	265-10.2	430-16.5
Totals	84	580-1,181	.491	242-349	.693	1,006-12.0	1,402-16.7

**14. Hugh Durham** 1,381 pts.
Guard • 5-11 • 160 • Louisville, KY

After leading the Seminoles as a player in the 50s, Hugh Durham returned to lead the Seminoles as their head coach in the 60s and 70s. As a player, Durham ranks second in points scored in a single game (43) and also scored more than 500 points in two seasons. Perhaps most notable was Durham's coaching career at FSU when he led the Seminoles to three NCAA Tournament appearances including a national championship game appearance in 1972. His career winning percentage as the 'Noles' head coach was .708 which still ranks among the best in the nation. Durham currently coaches at Jacksonville University.

Year	G	FG-FGA	PCT	FT-FTA	PCT	RB-AVG	PTS-AVG
1956-57	26	177-438	.404	155-213	.728	116-4.5	509-19.6
1957-58	24	122-377	.324	124-155	.800	93-3.9	368-13.3
1958-59	23	171-415	.412	162-201	.806	86-3.7	504-21.9
Totals	73	470-1,230	.382	441-569	.775	295-4.0	1,381-18.9

1,000-POINT SCORERS

**15. Chuck Graham** 1,338 pts.
Guard • 6-3 • 200 • Augusta, GA

With an explosive vertical leap of 41 inches, Chuck Graham was one of the most acrobatic players to ever wear a Seminole uniform. Despite missing a year, due to a knee injury suffered three minutes into his senior season opener, Graham was granted a medical hardship and returned to be a major contributor to the Seminoles' '93-94 campaign.

Year	G	FG-FGA	PCT	FT-FTA	PCT	RB-AVG	PTS-AVG
1989-90	31	126-269	.468	51-69	.739	110-3.5	314-10.1
1990-91	32	131-306	.428	52-73	.712	86-2.7	350-10.9
1991-92	30	143-324	.441	69-85	.812	105-3.5	391-13.0
1992-93	1	0-1	.000	0-0	.000	1-1.0	1-1.0
1993-94	24	103-247	.417	44-58	.759	84-3.5	282-11.8
Totals	118	503-1,147	.439	216-285	.758	386-3.3	1,338-11.3

**16. David Thompson** 1,289 pts.
Forward • 6-8 • 195 • Boston, MA

After transferring from Lake City Junior College, David Thompson made an immediate impact for the Seminoles, making the All-Tournament team in the IPTAY, Cable Car and Vermont Classics in 1976-77. His trademark fall away jump shot helped him score 1,289 points in his FSU career. Thompson was drafted by Buffalo in 1978.

Year	G	FG-FGA	PCT	FT-FTA	PCT	RB-AVG	PTS-AVG
1975-76	27	166-356	.466	58-78	.744	203-7.5	390-14.4
1976-77	27	230-495	.464	40-69	.579	205-7.5	500-18.5
1977-78	29	175-362	.483	49-69	.710	211-7.2	399-13.7
Totals	83	571-1,213	.471	147-216	.681	620-7.5	1,289-15.5

**17. Tharon Mayes** 1,260 pts.
Guard • 6-3 • 175 • New Haven, CT

A defensive terror because of his lightning-quick hands, Tharon Mayes had 132 steals in his career with Florida State. In the 1989-90 season, Mayes averaged 23.3 points, which is the third best season scoring average in the FSU record book. Mayes is currently playing professional basketball in Europe.

Year	G	FG-FGA	PCT	FT-FTA	PCT	RB-AVG	PTS-AVG
1987-88	30	142-299	.475	66-90	.733	83-2.8	396-13.2
1988-89	23	126-229	.550	29-39	.744	53-2.3	305-13.3
1989-90	24	198-414	.478	105-126	.833	81-3.4	559-23.3
Totals	77	466-942	.495	200-255	.784	217-2.8	1,260-16.4

**18. Ron King** 1,252 pts.
Forward • 6-4 • 185 • Louisville, KY

Ron King owns FSU's single game scoring record with a 46-point outing against Georgia Southern in 1971. He was an All-American in 1972 and the NCAA Midwest Regional MVP in leading the Seminoles to the Final Four. He was selected by the Golden State Warriors of the NBA in 1973.

Year	G	FG-FGA	PCT	FT-FTA	PCT	RB-AVG	PTS-AVG
1970-71	26	262-521	.503	65-91	.714	130-5.0	589-22.7
1971-72	32	239-558	.428	95-126	.754	192-6.0	573-17.9
1972-73	6	41-91	.451	8-13	.615	17-3.3	99-16.5
Totals	64	542-1,170	.463	168-230	.730	339-5.3	1,252-19.6

**19. Ron Hale** 1,236 pts.
Forward • 6-9 • 210 • Largo, FL

Ron Hale, a two-time all-ACC selection, was one of the top scorers in Seminole history during his career. He scored 1,236 career points. Hale's career high of 37 points came against Wake Forest on January 4, 2000. He signed a free-agent contract with the Miami Heat prior to the 2001 season.

Year	G	FG-FGA	PCT	FT-FTA	PCT	RB-AVG	PTS-AVG
1996-97	30	47-110	.427	27-40	.675	69-2.3	130-4.3
1997-98	32	70-147	.476	27-44	.614	127-4.0	187-5.8
1998-99	30	167-351	.476	108-135	.800	168-5.6	481-16.0
1999-00	28	139-348	.399	117-155	.755	134-4.8	438-15.6
Totals	120	423-956	.442	279-374	.746	498-4.2	1,236-10.3

**20. Sam Cassell** 1,211 pts.
Guard • 6-3 • 195 • Baltimore, MD


Perhaps one of the greatest junior college transfers in Seminole history, Sam Cassell added an offensive and defensive threat to the Seminole arsenal. With a season record 97 steals in his '92-93 campaign, Cassell also dished out 170 assists that same season along with an average of 18.3 points per game. He thrived on pressure situations and routinely came through in the clutch. Cassell was drafted by the Houston Rockets in the first round of the 1993 NBA draft. During his first two seasons in the NBA he was an integral part of the Rockets' World Championship teams. He currently plays for the Milwaukee Bucks.

Year	G	FG-FGA	PCT	FT-FTA	PCT	RB-AVG	PTS-AVG
1991-92	31	206-454	.454	100-142	.704	141-4.5	570-18.4
1992-93	35	234-466	.502	123-162	.759	152-4.3	641-18.3
Totals	66	440-920	.478	223-304	.733	293-4.4	1,211-18.3

**21. Alton Lee Gipson** 1,194 pts.
Center • 6-11 • 230 • Dubach, LA

Widely considered the best junior college center in the country in 1982-83, Alton Lee Gipson was named Metro Conference Newcomer of the Year in 1983-84. He was also named to the Metro Tournament all-tournament team the same year. Gipson ranks eighth in single season scoring having scored 626 points in his '83-84 season. He also earned All-America honors in 1983-84.

Year	G	FG-FGA	PCT	FT-FTA	PCT	RB-AVG	PTS-AVG
1983-84	31	260-497	.523	106-173	.613	208-6.7	626-20.2
1984-85	30	236-489	.483	96-150	.640	234-7.8	568-18.9
Totals	61	496-986	.503	202-323	.625	442-7.3	1,194-19.6



Ron Hale ranks 19th all-time in school history with 1,236 points. The two-time All-ACC selection attempted 17 free throws against Florida on Nov. 19, 1999 - a single-game total that is tied for ninth in school history.

1,000-POINT SCORERS

**22. Delvon Arrington** 1,173 pts.
Guard • 5-11 • 166 • Hillside, NJ

Became the first men's basketball player in ACC history to enter school as a partial qualifier and earn his undergraduate degree in four years to earn his fourth year of eligibility back according to NCAA rules. He earned All-ACC honorable mention honors following his senior season. Is Florida State's all-time leader in assists with 688 and earned the school record assist in the Seminoles' victory over No. 1-ranked and previously undefeated Duke Jan. 6, 2002 in Tallahassee. Ranked first in school history in total assists (688) and assists per game (5.8), ranked second in steals (225) and fourth in steals per game (1.9), sixth in 3-point shots attempted (352) and seventh in 3-point shots made (120), tied for fifth in career games played (118) and 22nd in scoring (1,173 points).

Year	G-GS	FG-A	PCT.	FT-FTA	PCT.	Assists	PTS-AVG.
1998-99	30-29	87-206	.422	52-74	.703	181	242-8.1
1999-00	29-29	95-258	.368	39-55	.709	182	258-8.9
2000-01	30-30	117-270	.433	77-106	.726	143	344-11.5
2001-02	29-29	114-280	.407	59-80	.738	182	329-11.3
Totals	118-117	413-1,014	.407	227-315	.721	688	1,173-9.9

**23. Jeff Hogan** 1,164 pts.
Guard • 6-0 • 165 • Akron, Ohio

A brilliant two-sport star for Florida State, Jeff Hogan, was a leader on the Seminole basketball and baseball teams from 1966 to 1969. Though Hogan was a gifted basketball player and a prolific scorer he chose to play professional baseball. He averaged at least 14.0 points per game in all three of his seasons.

Year	G	FG-FGA	PCT	FT-FTA	PCT	RB-AVG	PTS-AVG
1966-67	26	143-292	.490	85-115	.739	81-3.1	372-14.3
1967-68	27	168-348	.483	91-110	.827	60-2.2	427-15.8
1968-69	26	155-335	.463	56-80	.700	55-2.1	366-14.1
Totals	79	466-975	.478	232-305	.761	196-2.5	1,164-14.7

**24. Tony Dawson** 1,161 pts.
Forward • 6-7 • 215 • Kinston, NC

Walking with a limp from a childhood accident that left one leg shorter than the other, Tony Dawson rose above his circumstances to become one of Florida State's highest scorers. He ranks sixth in single season scoring with a 629-point performance during the '88-89 season. In 1987-88 he shot .460 from the 3-point line to put him first, all time in the 3-point percentage for a season.

Year	G	FG-FGA	PCT	FT-FTA	PCT	RB-AVG	PTS-AVG
1987-88	30	211-393	.539	111-153	.725	228-7.6	536-17.9
1988-89	30	242-459	.528	118-160	.738	206-6.9	629-21.0
Totals	60	453-852	.532	229-313	.732	434-7.2	1,161-19.4

**25. Gary Schull** 1,142 pts.
Forward/Center • 6-6 • 211 • Pompano Beach, FL

From 1963-1966, Gary Schull was the leader of Florida State's basketball Seminoles. The Pompano Beach prep star, short for a college center, made up for lack of size with hustle and aggressiveness. In his career, Schull averaged 15.0 points per game and grabbed more than 10 rebounds a contest. Schull graduated in 1966 and went to Europe to become one of Italy's best-known and most popular pro players.

Year	G	FG-FGA	PCT	FT-FTA	PCT	RB-AVG	PTS-AVG
1963-64	25	133-267	.498	77-107	.719	195-7.2	353-14.1
1964-65	26	120-263	.456	85-128	.663	273-10.5	325-12.5
1965-66	25	155-302	.514	164-237	.687	317-12.7	474-19.0
Totals	76	408-832	.490	326-472	.691	785-10.3	1,142-14.8

**26. Corey Louis** 1,127 pts.
Forward/Center • 6-9 • 235 • Miami, FL

A four-year starter at FSU, Corey Louis finished his career among the Seminoles' all-time leaders in scoring, rebounding and blocked shots. He was Florida State's team MVP as a senior and helped lead FSU back to the NCAA Tournament.

Year	G	FG-FGA	PCT	FT-FTA	PCT	RB-AVG	PTS-AVG
1994-95	27	120-267	.449	54-76	.711	210-7.8	295-10.9
1995-96	23	84-198	.424	47-75	.627	150-6.5	215-9.3
1996-97	25	109-219	.498	57-88	.648	170-6.8	275-11.0
1997-98	32	134-241	.556	74-132	.561	225-7.0	342-10.7
Totals	107	447-925	.483	232-371	.625	755-7.1	1,127-10.5

**27. Lawrence McCray** 1,111 pts.
Center • 6-11 • 210 • Pensacola, FL

A strong defensive performer, Lawrence McCray was also an effective offensive weapon. Mr. Basketball in the state of Florida in 1970, McCray averaged 14.7 points and nine rebounds per game in his FSU career. Known as "Lurch" by his teammates, McCray was drafted by New Orleans in 1974.

Year	G	FG-FGA	PCT	FT-FTA	PCT	RB-AVG	PTS-AVG
1971-72	32	166-300	.554	52-89	.584	263-8.2	384-12.0
1972-73	26	170-293	.580	41-71	.577	242-9.3	381-14.7
1973-74	26	156-303	.514	34-63	.540	254-9.8	346-13.3
Totals	84	492-896	.549	127-223	.569	759-9.0	1,111-14.7

**28. Larry Warren** 1,108 pts.
Guard • 6-4 • 190 • Lake Worth, FL

Another of FSU's many Florida Mr. Basketball honorees, Larry Warren was also a junior college All-American. Known for his great play in big games, Warren averaged 14.2 points a game in his FSU career. Warren's junior college coach was fellow 1,000-point club member Jim Oler.

Year	G	FG-FGA	PCT	FT-FTA	PCT	RB-AVG	PTS-AVG
1973-74	26	179-395	.453	82-103	.796	161-6.2	440-16.9
1974-75	25	172-363	.474	56-72	.778	139-5.6	400-16.0
1975-76	27	122-311	.392	24-37	.649	102-3.8	268-9.9
Totals	78	473-1,069	.442	162-212	.764	402-5.2	1,108-14.2

**29. Michael Polite** 1,070 pts.
Forward • 6-7 • 215 • Daytona Beach, FL

Michael Polite overcame Guillain-Barre syndrome as a sophomore to have a productive career. He led FSU in rebounding his final two seasons and averaged at least 13 points per game as a junior and senior.

Year	G	FG-FGA	PCT	FT-FTA	PCT	RB-AVG	PTS-AVG
1987-88	30	70-117	.590	50-70	.714	115-3.8	188-6.3
1988-89	6	11-21	.524	6-17	.353	23-3.8	26-2.3
1989-90	31	156-268	.582	117-173	.676	262-8.5	433-14.0
1990-91	32	144-305	.472	124-190	.653	273-8.5	419-13.1
Totals	99	381-711	.535	297-450	.660	673-6.8	1,070-6.8

1,000-POINT SCORERS



30. Mitchell Wiggins 1,067 pts.

Guard • 6-4 • 185 • Grifton, NC

An FSU All-American, Mitchell Wiggins was one of the most potent scoring threats to wear the Garnet and Gold. With a career scoring average of 23.2 points per game, he leads all Seminoles in that category. Wiggins was the first FSU player to win the Metro Conference scoring title. He was a first team All-Metro selection in 1981-82 and led the conference in rebounding from the guard position. Wiggins participated on the U.S. National team at the 1982 World Championships. Drafted by the Indiana Pacers in 1983 Wiggins wound up in Chicago then moved on to Houston and Philadelphia of the NBA.

Year	G	FG-FGA	PCT	FT-FTA	PCT	RB-AVG	PTS-AVG
1981-82	22	223-368	.574	77-102	.754	213-9.7	523-23.8
1982-83	24	216-410	.527	112-147	.762	196-8.2	544-22.7
Totals	46	439-798	.550	189-249	.759	409-8.9	1,067-23.2



31. Pee Wee Barber 1,062 pts.

Guard • 5-11 • 175 • Harrisonburg, VA

A bump and run guard who never slowed down, Pee Wee Barber played big for his size. In 1985-86 he led the Seminoles in scoring (16.8 points per game), assists (5.0 per game) and steals (1.8 per game). He was also named to the Metro Conference All-Tournament team in 1986. Pee Wee, whose given name is Norwood, was drafted by the Portland Trailblazers in 1987.

Year	G	FG-FGA	PCT	FT-FTA	PCT	RB-AVG	PTS-AVG
1985-86	29	204-402	.507	78-102	.765	69-2.5	486-16.8
1986-87	30	191-400	.478	122-152	.803	69-2.3	576-19.2
Totals	59	395-802	.493	200-254	.787	138-2.4	1,062-18.0



32. Rodney Dobard 1,058 pts.

Forward • 6-9 • 210 • Delray Beach, FL

Rodney Dobard was no stranger to highlight films performing acrobatic fast break dunks and amazing put back slams. He holds the Seminole record for games played with 122. The big man in FSU history, Dobard ranks second in field goal percentage. On defense, Dobard owns the Florida State record for the most blocked shots in a season with 111 and career with 240.

Year	G	FG-FGA	PCT	FT-FTA	PCT	RB-AVG	PTS-AVG
1989-90	29	38-68	.559	12-23	.522	82-2.8	88-3.0
1990-91	29	110-193	.570	27-50	.540	150-5.2	247-8.5
1991-92	29	138-221	.624	43-72	.597	195-6.7	319-11.0
1992-93	35	170-297	.572	64-98	.653	214-6.1	404-11.5
Totals	122	456-779	.585	146-243	.601	641-5.3	1,058-8.7



33. LaMarr Greer 1,022 pts.

Guard/Forward • 6-5 • 225 • Cape May, NJ

One of the most versatile players in FSU history, LaMarr Greer started his first two seasons at point guard before moving to the wing for his last two years. He ranks among Florida State's all-time top 10 in five categories.

Year	G	FG-FGA	PCT	FT-FTA	PCT	RB-AVG	PTS-AVG
1994-95	26	55-136	.404	12-16	.750	76-2.9	146-5.6
1995-96	27	91-203	.448	53-83	.639	93-3.4	253-9.4
1996-97	32	91-213	.427	49-80	.613	124-3.9	269-8.4
1997-98	32	127-321	.396	57-76	.750	145-4.5	354-11.1
Totals	117	364-873	.417	171-255	.671	438-3.7	1,022-8.7



34. Tom McLaughlin 1,020 pts.

Forward • 6-3 • 150 • Madison, Ind.

Was Florida State's first career 1,000 career point scorer and totaled 1,020 points during his four-year career. A member of Florida State's second team during the 1948-49 season who played for head coach J.K. "Bud" Kennedy. He averaged in double figure scoring during three of his four seasons and finished his career with an 11.1 points per game average. Helped lead Florida State to its first national tournament appearance in the NAIB District 25 Tournament in 1951 and 1952.

Year	G	FG-FGA	PCT	FT-FTA	PCT	RB-AVG	PTS-AVG
1948-49	21	90-		36-		—	216-10.3
1949-50	25	138-		52-		—	328-13.1
1950-51	21	64-		51-		—	179-8.5
1951-52	25	118-352	.335	61-106	.575	—	297-11.9
Totals	92						1,020-11.1



35. Wayne Smalls 1,016 pts.

Guard • 6-2 • 225 • Camden, NJ

Best known for his outside shooting ability, Wayne Smalls was one of the most consistent players to come off of the bench for Florida State. As a senior, Smalls hit 84 percent from the free throw line to rank among the nation's best.

Year	G	FG-FGA	PCT	FT-FTA	PCT	RB-AVG	PTS-AVG
1973-74	26	105-244	.430	23-30	.767	54-2.1	233-9.0
1974-75	26	141-314	.449	33-43	.767	68-2.6	315-12.1
1975-76	25	82-160	.513	20-31	.645	22-0.9	184-7.4
1976-77	27	129-289	.446	26-31	.838	86-3.1	284-10.5
Totals	104	457-1,007	.454	102-135	.756	230-2.2	1,016-9.8




36. Ray Swain 1,000 pts.

Forward • 6-4 • 185 • Jacksonville, Fla.

A double-figure scorer who averaged 16.9 points per game over the final 47 games and two seasons of his career. He averaged a career 17.4 points as a junior in helping the Seminoles to 14 wins. Florida State won 15 games in 1962 as he averaged 16.3 points per game. Helped the Seminoles defeat Florida his senior season.

Year	G	FG-FGA	PCT	FT-FTA	PCT	RB-AVG	PTS-AVG
1959-60	25	78-206	.379	50-89	.562	175-7.0	206-8.2
1960-61	24	168-313	.537	82-124	.661	188-7.8	418-17.4
1961-62	23	157-274	.573	62-91	.681	171-7.4	376-16.3
Totals	72	403-793	.508	194-304	.638	534-7.4	1000-13.9



David Thompson ranks 16th in school history with a 15.5 points per game average for his three-year career. He also scored 1,289 points during his career and ranks 19th in school history in career scoring.

FIELD GOALS

FIELD GOALS MADE

GAME Name	Date	FGM
1. Ron King vs. Georgia Southern	Feb. 11, 1971	21
2. Ron King at Pan American	Dec. 23, 1970	17
Ron King vs. Miami	Jan. 8, 1971	17
David Thompson vs. South Alabama	Jan. 22, 1977	17
Mitchell Wiggins at San Diego State	Dec. 24, 1982	17
6. Dave Fedor vs. Miami	Jan. 16, 1960	16
Larry Warren vs. Marshall	Dec. 7, 1974	16
Murray Brown at Auburn	Dec. 4, 1978	16
Alton Lee Gipson vs. Tampa	Nov. 26, 1984	16
10. Dave Fedor vs. Rollins	Feb. 11, 1960	15
Dave Fedor vs. Tampa	Feb. 26, 1962	15
Ray Swain at Tampa	Feb. 26, 1962	15
Reggie Royals vs. UC-Irvine	Jan. 30, 1971	15
Mitchell Wiggins vs. Florida	Jan. 11, 1982	15
Doug Edwards vs. DePaul	Feb. 23, 1992	15
Bob Sura vs. Lafayette	Jan. 2, 1994	15

SEASON

Player	Year	FG Made
1. Ron King	1970-71	262
2. Alton Lee Gipson	1983-84	260
3. Tony Dawson	1988-89	242
4. Bob Sura	1992-93	241
5. Ron King	1971-72	239
Mickey Dillard	1979-80	239
7. Murray Brown	1978-79	237
8. Alton Lee Gipson	1984-85	236
9. Sam Cassell	1992-93	234
10. David Thompson	1976-77	230
Murray Brown	1979-80	230
12. Doug Edwards	1992-93	224
13. Mitchell Wiggins	1981-82	223
14. Harry Davis	1977-78	217
15. Jim Oler	1955-56	216
Mitchell Wiggins	1982-83	216

CAREER

Name	Years	FGM
1. Bob Sura	1991-95	731
2. James Collins	1993-97	645
3. Harry Davis	1974-78	640
Mickey Dillard	1976-81	640
5. Doug Edwards	1990-93	621
6. Randy Allen	1984-87	592
7. Dave Fedor	1959-62	585
8. Dave Cowens	1967-70	582
9. Reggie Royals	1970-73	580
10. David Thompson	1975-78	571
11. Murray Brown	1976-80	566
12. Ron King	1971-73	542
12. George McCloud	1985-89	529
13. Jim Oler	1952-56	528
14. Ham Wernke	1951-55	504
15. Chuck Graham	1989-94	503

FIELD GOALS ATTEMPTED

GAME Name	Date	FGA
1. Ham Wernke vs. Tampa	Feb. 14, 1953	37
2. Rick Benson vs. Beloit	March 9, 1955	32
Ron King vs. Georgia Southern	Feb. 11, 1971	32
4. Ian Morrison at Tampa	Feb. 27, 1967	31
5. Burt Deckel at Furman	Dec. 14, 1957	30
Don Bates at Stetson	Feb. 21, 1959	30
7. Don Bates at Auburn	Dec. 17, 1958	29
Ron King vs. Miami	Jan. 8, 1971	29
9. Rick Benson vs. Georgia Teachers	March 1, 1955	28
Hugh Durham vs. Auburn	Dec. 29, 1958	28
David Thompson at Jacksonville	Jan. 26, 1977	28
David Thompson vs. UNC-Charlotte	Jan. 29, 1977	28

SEASON

Player	Year	FG Attempted
1. Ron King	1971-72	558
2. Bob Sura	1992-93	533
3. Ron King	1970-71	521
4. Alton Lee Gipson	1983-84	497
5. David Thompson	1976-77	495
Don Bates	1958-59	495
7. Alton Lee Gipson	1984-85	489
8. Rick Benson	1954-55	471
9. Jim Oler	1955-56	470
10. Sam Cassell	1992-93	466
11. George McCloud	1988-89	462
12. Ham Wernke	1954-55	461
13. Tony Dawson	1988-89	459
14. Mickey Dillard	1979-80	458
15. Burt Deckel	1957-58	457

CAREER

Name	Years	FGA
1. Bob Sura	1991-95	1626
2. James Collins	1993-97	1433
3. Ham Wernke	1951-55	1308
4. Jim Oler	1952-56	1303
5. Mickey Dillard	1976-81	1248
6. Hugh Durham	1956-59	1230
7. David Thompson	1975-78	1213
8. Randy Allen	1984-87	1205
9. Doug Edwards	1990-93	1194
10. Reggie Royals	1970-73	1181
11. Dave Fedor	1959-62	1174

FIELD GOALS

THREE-POINT FIELD GOALS MADE

GAME Name	Date	3FGM
1. George McCloud at LaSalle	Feb. 23, 1989	10
2. James Collins vs. Connecticut	March 25, 1997	8
3. Sam Cassell vs. South Florida	Dec. 30, 1992	7
James Collins vs. Tulane	Dec. 10, 1994	7
Adrian Crawford at Temple	Dec. 14, 1998	7
Adrian Crawford at Vanderbilt	Dec. 9, 2000	7
7. LaRae Davis vs. Southern Miss.	Feb. 28, 1987	6
LaRae Davis at South Carolina	March 6, 1987	6
George McCloud vs. Alabama State	Feb. 24, 1988	6
George McCloud vs. Florida	Dec. 3, 1988	6
George McCloud vs. Jacksonville	Jan. 11, 1989	6
George McCloud vs. Arkansas	Jan. 18, 1989	6
George McCloud vs. Virginia Tech	March 1, 1989	6
Tharon Mayes vs. Stetson	Dec. 22, 1989	6
Aubry Boyd at Jacksonville	Feb. 16, 1991	6
Sam Cassell at Wake Forest	Jan. 11, 1992	6
Sam Cassell vs. Georgia Tech	Feb. 15, 1992	6
Bob Sura vs. UCLA	Nov. 27, 1992	6
Sam Cassell at Clemson	Jan. 20, 1993	6
Terrell Baker vs. Auburn	Dec. 6, 1998	6
Tim Pickett at Virginia	Jan. 29, 2003	6
Tim Pickett vs. Virginia	March 1, 2003	6

SEASON

Name	Year	3FGM
1. George McCloud	1988-89	115
2. Tim Pickett	2002-03	84
3. LaRae Davis	1986-87	80
4. James Collins	1996-97	75
5. Bob Sura	1992-93	73
6. Pee Wee Barber	1986-87	72
George McCloud	1987-88	72
James Collins	1994-95	72
9. James Collins	1995-96	69
10. Adrian Crawford	1998-99	64
11. Tharon Mayes	1989-90	58
Sam Cassell	1991-92	58
Adrian Crawford	2000-01	58
14. Aubry Boyd	1990-91	55

CAREER

Name	Years	3FGM
1. James Collins	1993-97	255
2. Bob Sura	1991-95	214
3. George McCloud	1986-89	201
4. Adrian Crawford	1999-01	135
5. Tharon Mayes	1987-90	128
6. LaMarr Greer	1994-98	123
7. Delvon Arrington	1999-02	120
8. Chuck Graham	1985-89	115
9. Ron Hale	1996-00	111
10. Sam Cassell	1991-93	108
11. Aubry Boyd	1987-91	93
12. Tim Pickett	2003-Present	84
13. Antwan Dixon	1999-00	83
14. LaRae Davis	1985-87	80
15. Derrick Carroll	1992-95	77
16. Terrell Baker	1997-99	76
17. Charlie Ward	1990-94	74

FIELD GOAL PERCENTAGE

GAME (Minimum 10 Attempts) Name	Date	Pct.
1. Tat Hunter at Tampa	Nov. 23, 1985	1.000 (10-10)
Doug Edwards vs. UNC-Asheville	Jan. 2, 1992	1.000 (10-10)
3. Tharon Mayes vs. Southern Miss.	Jan. 7, 1989	.929 (13-14)
4. Doug Edwards vs. NC State	March 13, 1992	.909 (10-11)
5. Charlie Long vs. Auburn	Dec. 21, 1962	.900 (9-10)
Dick Danford at The Citadel	Jan. 2, 1968	.900 (9-10)
Tony Dawson vs. Florida International	Dec. 2, 1987	.900 (9-10)
Michael Polite vs. Southern Miss.	Jan. 6, 1990	.900 (9-10)
9. Irv Thomas vs. Southern Miss.	Jan. 6, 1990	.875 (14-16)
10. Vernell Elzy vs. Biscayne College	Dec. 3, 1970	.857 (12-14)
Murray Brown vs. Alabama Birm.	Feb. 20, 1980	.857 (12-14)
Raleigh Choice vs. Southern Miss.	Jan. 18, 1986	.857 (12-14)
Tony Dawson vs. Central Florida	Nov. 25, 1988	.857 (12-14)
Sam Cassell at Clemson	Jan. 20, 1993	.857 (12-14)
15. LaMarr Greer vs. Arizona	Dec. 23, 1987	.846 (11-13)

SEASON

Name	Year	FGM-FGA	Pct.
1. Murray Brown	1978-79	237-343	.691
2. Murray Brown	1979-80	230-356	.646
3. Harry Davis	1975-76	143-224	.638
4. William Williams	1969-70	185-291	.636
5. Kirk Luchman	1995-96	97-155	.626
6. Rodney Dobard	1991-92	138-221	.624
7. Murray Brown	1977-78	61-98	.622
8. Jan Gies	1968-69	80-129	.620
9. Kris Anderson	1976-77	65-105	.619
10. Jerome Fitchett	1985-86	126-205	.615
11. Elvis Rolle	1979-80	197-322	.612
Jerome Fitchett	1984-85	74-121	.612
12. Damous Anderson	1998-99	115-190	.605

CAREER

Name	Years	FGM-FGA	Pct.
1. Murray Brown	1978-80	566-847	.668
2. Elvis Rolle	1979-81	365-619	.590
3. Kris Anderson	1976-81	371-633	.586
4. Rodney Dobard	1989-93	456-779	.585
5. Harry Davis	1974-78	640-1095	.584
6. Trevor Harvey	2002-03	141-245	.576
7. Jerome Fitchett	1984-88	388-677	.573
8. Jan Gies	1967-70	245-428	.572
9. Greg Grady	1973-76	401-708	.566
10. Tat Hunter	1986-89	395-707	.559
11. Willie Williams	1968-70	268-482	.556

FIELD GOALS

THREE-POINT SHOTS ATTEMPTED

GAME	Name	Date	3FGA
1.	George McCloud at LaSalle	Feb. 23, 1989	17
2.	Tim Pickett vs. Texas A&M Corpus Christi	Jan. 6, 2003	16
3.	Tim Pickett vs. Florida	Dec. 6, 2002	15
4.	George McCloud vs. Louisville	Feb. 16, 1989	14
5.	George McCloud vs. Iowa	March 18, 1988	13
	George McCloud vs. Memphis State	Feb. 1, 1989	13
	Bob Sura vs. Temple	Dec. 20, 1992	13
	Derrick Carroll at South Florida	Dec. 11, 1993	13
	James Collins at Clemson	Feb. 17, 1996	13
	Adrian Crawford at Vanderbilt	Dec. 9, 2000	13
	Tim Pickett at Virginia	Jan. 29, 2003	13
12.	George McCloud vs. Louisville	March 12, 1989	12
	Aubry Boyd vs. LaSalle	Dec. 9, 1990	12
	Derrick Carroll vs. Temple	Dec. 20, 1992	12
	Sam Cassell at North Carolina	Jan. 27, 1993	12
	Bob Sura vs. North Carolina	Feb. 27, 1993	12
	James Collins vs. Florida	Feb. 20, 1995	12
	James Collins vs. Wake Forest	Jan. 6, 1996	12
	James Collins vs. Clemson	Jan. 11, 1997	12
	James Collins at NC State	Feb. 26, 1997	12
	James Collins vs. Connecticut	March 25, 1997	12
	Tim Pickett at Virginia Tech	Jan. 4, 2002	12
	Tim Pickett vs. Savannah State	Nov. 24, 2002	12
	Tim Pickett vs. NC State	Jan. 18, 2003	12

SEASON

Name	Year	3FGA	
1.	George McCloud	1988-89	262
2.	Tim Pickett	2002-03	259
3.	Bob Sura	1992-93	220
4.	James Collins	1996-97	203
5.	James Collins	1995-96	199
6.	Aubry Boyd	1990-91	178
7.	LaRae Davis	1986-87	175
8.	Adrian Crawford	2000-01	166
9.	Sam Cassell	1991-92	164
	Bob Sura	1993-94	164
	James Collins	1994-95	164
12.	Pee Wee Barber	1986-87	161
	Tharon Mayes	1989-90	161
	Adrian Crawford	1998-99	161
15.	George McCloud	1987-88	159

CAREER

Name	Years	3FGA	
1.	James Collins	1993-97	686
2.	Bob Sura	1991-95	640
3.	George McCloud	1985-89	468
4.	LaMarr Greer	1994-98	380
5.	Adrian Crawford	1999-01	375
6.	Delvon Arrington	1999-00	353
7.	Ron Hale	1996-00	339
8.	Tharon Mayes	1987-90	337
9.	Chuck Graham	1989-94	333
10.	Sam Cassell	1991-93	295
11.	Aubry Boyd	1987-91	292
12.	Tim Pickett	2002-Pr.	259
13.	Antwuan Dixon	1999-00	243
14.	Terrell Baker	1997-99	237
15.	Charlie Ward	1990-94	229
16.	Derrick Carroll	1992-95	191

THREE-POINT PERCENTAGE

GAME (Minimum 3 Attempts)	Name	Date	PCT
1.	George McCloud at South Carolina	Feb. 14, 1987	1.000 (4-4)
	Jerome Fitchett vs. Pittsburgh	Dec. 28, 1987	1.000 (3-3)
	Brad Johnson vs. Iowa	March 18, 1988	1.000 (3-3)
	George McCloud vs. South Florida	Dec. 20, 1988	1.000 (3-3)
	Chad Copeland vs. Samford	Dec. 19, 1989	1.000 (3-3)
	Michael Polite vs. Rhode Island	Dec. 29, 1989	1.000 (3-3)
	Chuck Graham at Miami	Jan. 18, 1990	1.000 (3-3)
	Chad Copeland vs. Miami	Feb. 17, 1990	1.000 (3-3)
	Bob Sura vs. UNC Asheville	Jan. 2, 1992	1.000 (3-3)
	Sam Cassell at Clemson	Jan. 20, 1993	1.000 (6-6)
	Sam Cassell vs. Tulane	March 20, 1993	1.000 (7-7)
	James Collins vs. South Florida	Nov. 29, 1994	1.000 (7-7)
	Scott Shepherd at Maryland	Feb. 11, 1995	1.000 (3-3)
	LaMarr Greer at Virginia	Jan. 3, 1996	1.000 (3-3)
	Avery Curry vs. Wake Forest	Jan. 6, 1996	1.000 (3-3)
	Geoff Brower at North Carolina	Feb. 24, 1996	1.000 (5-5)
	LaMarr Greer vs.		
	Southwestern Louisiana	Nov. 22, 1996	1.000 (3-3)
	LaMarr Greer vs. Arizona	Dec. 23, 1997	1.000 (3-3)
	Tharon Mayes vs. Monmouth	Feb. 2, 1998	1.000 (5-5)
	Adrian Crawford vs. Wake Forest	Jan. 20, 1999	1.000 (4-4)
	Antwuan Dixon vs. Binghamton	Dec. 21, 2000	1.000 (4-4)
	Adrian Crawford vs. Duke	Jan. 4, 2001	1.000 (3-3)
	Delvon Arrington vs. Virginia	Feb. 17, 2001	1.000 (3-3)
	Adrian Crawford at North Carolina	Feb. 22, 2001	1.000 (4-4)

SEASON

Name	Year	PCT	
1.	Tony Dawson	1987-88	.460 (46-100)
2.	Charlie Ward	1991-92	.458 (22-48)
3.	LaRae Davis	1986-87	.457 (80-175)
4.	George McCloud	1987-88	.453 (72-159)
5.	Pee Wee Barber	1986-87	.447 (72-161)
6.	George McCloud	1988-89	.439 (115-262)
	James Collins	1994-95	.439 (72-164)
8.	Damous Anderson	1999-00	.430 (52-121)
9.	Michael Joiner	2001-02	.403 (31-77)
10.	Adrian Crawford	1998-99	.398 (64-161)
11.	Todd Galloway	2002-03	.397 (23-58)
12.	Bob Sura	1991-92	.388 (38-98)
13.	Michael Joiner	2002-03	.385 (25-65)
14.	Sam Cassell	1992-93	.382 (50-131)
	Delvon Arrington	1999-00	.382 (29-76)

CAREER

Name	Years	PCT	
1.	LaRae Davis	1986-87	.457 (80-175)
2.	Jerome Fitchett	1985-88	.448 (26-58)
3.	Pee Wee Barber	1986-87	.447 (72-161)
4.	George McCloud	1986-89	.429 (201-468)
5.	Damous Anderson	1999-00	.412 (54-131)
6.	Tharon Mayes	1988-90	.380 (128-337)
7.	James Collins	1994-97	.372 (255-686)
8.	Michael Joiner	2001-Pr.	.368 (70-190)
9.	Sam Cassell	1992-93	.366 (108-295)
10.	Derrick Carroll	1993-95	.362 (77-213)
11.	Adrian Crawford	1999-01	.360 (135-375)
12.	Nate Johnson	2002-Pr.	.357 (30-84)
13.	Chuck Graham	1990-92, 94	.345 (115-333)
	Geoff Brower	1995-98	.345 (58-168)
15.	Antwuan Dixon	1999-02	.342 (83-243)

FREE THROWS

FREE THROWS MADE

GAME Name	Date	FTM
1. Jim Oler at Rollins	Jan. 31, 1955	22
Jim Oler vs. Morningside	Dec. 16, 1955	22
3. Jim Oler at Rollins	Feb. 13, 1956	20
4. Jim Oler vs. Boston University	Dec. 20, 1955	17
Jim Oler vs. Miami	Jan. 7, 1956	17
Jim Oler at Georgia Teachers College	Jan. 14, 1956	17
Jim Oler vs. Tampa	Feb. 7, 1956	17
8. Ham Wernke at Mississippi State	Dec. 4, 1953	16
Jim Oler vs. Montana State	March 7, 1955	16
Hugh Durham vs. Loyola New Orleans	Feb. 20, 1957	16
Bob Sura vs. South Florida	Nov. 29, 1994	16
12. Jim Oler at Florida Southern	Feb. 18, 1956	15
Jim Oler at Miami	Feb. 25, 1956	15
Hugh Durham vs. Stetson	Jan. 19, 1957	15
Hugh Durham at Georgia	Jan. 21, 1957	15
Hugh Durham vs. Georgia	Jan. 2, 1958	15

SEASON

Name	Year	FTM
1. Jim Oler	1955-56	310
2. Jim Oler	1954-55	221
3. Gary Schull	1965-66	174
4. Hugh Durham	1958-59	162
5. Hugh Durham	1956-57	155
Murray Brown	1978-79	155
7. George McCloud	1988-89	154
8. Mickey Dillard	1979-80	151
Mickey Dillard	1980-81	151
10. Jim Oler	1953-54	140

CAREER

Name	Years	FTM
1. Jim Oler	1952-56	761
2. Bob Sura	1991-95	454
3. Mickey Dillard	1976-81	448
4. Hugh Durham	1956-59	441
5. Ham Wernke	1951-55	396
6. Murray Brown	1976-80	338
7. Doug Edwards	1990-93	332
8. Gary Schull	1963-66	326
9. Dave Cowens	1967-70	315
George McCloud	1985-89	315

FREE THROWS ATTEMPTED


GAME Name	Date	FTA
1. Jim Oler vs. Morningside	Dec. 16, 1955	30
2. Jim Oler vs. Rollins	Jan. 31, 1955	29
3. Jim Oler at Georgia Teachers College	Jan. 14, 1956	23
Jim Oler vs. Florida Southern	Feb. 13, 1956	23
5. Jim Oler vs. Miami	Jan. 7, 1956	22
Hugh Durham vs. Stetson	Jan. 7, 1956	22
7. Jim Oler vs. Tampa	Feb. 7, 1956	21
Hugh Durham vs. Loyola of New Orleans	Feb. 20, 1957	21
9. Ham Wernke at Mississippi State	Dec. 4, 1953	20
Hugh Durham vs. Georgia	Jan. 2, 1958	20
11. Jim Oler at Stetson	Jan. 29, 1955	19
Jim Oler vs. Boston University	Dec. 20, 1955	19
Jim Oler at Florida Southern	Feb. 18, 1956	19
Gary Schull vs. Memphis	Jan. 15, 1966	19

SEASON

Name	Year	FTA
1. Jim Oler	1955-56	380
2. Jim Oler	1954-55	289
3. Gary Schull	1965-66	248
4. Murray Brown	1978-79	218
5. Hugh Durham	1956-57	213
6. Hugh Durham	1958-59	201
7. Mickey Dillard	1979-80	197
8. Elvis Rolle	1980-81	195
9. Ham Wernke	1952-53	193
10. Mickey Dillard	1980-81	190
Michael Polite	1990-91	190

CAREER

Name	Years	FTA
1. Jim Oler	1952-56	975
2. Bob Sura	1991-95	696
3. Mickey Dillard	1976-81	583
4. Hugh Durham	1956-59	568
5. Ham Wernke	1951-55	533
6. Murray Brown	1976-80	483
7. Gary Schull	1963-66	472
8. Dave Cowens	1967-70	464
9. Doug Edwards	1990-93	458
10. Michael Polite	1988-91	450



Ham Wernke scored 35 points against Montana State on March 7, 1955. His single-game career high is tied for the 19th-highest single-game total in school history. He also attempted a single-game school-record 37 field goals against Tampa on Feb. 14, 1953.

FREE THROWS

FREE THROW PERCENTAGE

GAME (Minimum 9 Attempts)

Name	Date	Pct.
1. Jim Oler vs. Tampa	Jan. 6, 1954	1.000 (9-9)
Gary Wold vs. Miami	Dec. 27, 1954	1.000 (10-10)
Bob Ward vs. New York University	Dec. 30, 1955	1.000 (10-10)
Hugh Durham at Rollins	Feb. 4, 1957	1.000 (12-12)
Hugh Durham vs. Murray State	Dec. 7, 1957	1.000 (14-14)
Hugh Durham vs. Furman	Feb. 6, 1958	1.000 (11-11)
Hugh Durham at Oklahoma City	Jan. 31, 1959	1.000 (10-10)
Hugh Durham at Stetson	Feb. 21, 1959	1.000 (10-10)
Hugh Durham at Miami	Feb. 28, 1959	1.000 (9-9)
Dave Fedor at Miami	Feb. 27, 1960	1.000 (11-11)
Ron Melman vs. Georgia Tech	Jan. 20, 1965	1.000 (9-9)
Darrel Stewart at Florida	Dec. 8, 1965	1.000 (9-9)
Gary Schull vs. Auburn	Dec. 21, 1965	1.000 (10-10)
Granville Arnold at Virginia Tech	March 3, 1984	1.000 (10-10)
Tony Dawson vs. Florida International	Dec. 2, 1987	1.000 (10-10)
George McCloud at Jacksonville	Jan. 11, 1989	1.000 (9-9)
Doug Edwards vs. Clemson	Feb. 8, 1992	1.000 (14-14)
Nick Bryant at Florida Atlantic	Dec. 1, 1993	1.000 (11-11)
Bob Sura vs. South Florida	Nov. 29, 1994	1.000 (16-16)
Ron Hale vs. Georgia Tech	Feb. 11, 1999	1.000 (9-9)
Anthony Richardson at Georgia Tech	Jan. 14, 2003	1.000 (10-10)

SEASON

Name	Year	FTM-FTA	Pct.
1. Ken Macklin	1969-70	51-57	.895
2. Brad Johnson	1987-88	41-46	.891
3. George McCloud	1988-89	154-176	.875
4. Jerry Shirley	1963-64	59-68	.868
5. Tim Pickett	2002-03	77-89	.865
6. Ron Harris	1969-70	46-54	.852
7. Granville Arnold	1983-84	85-101	.842
8. Ron Malmen	1964-65	58-69	.841
9. Randy Cable	1967-68	42-50	.840
10. Wayne Smalls	1976-77	26-31	.839
11. Sharon Mayes	1989-90	105-126	.833

CAREER (Minimum 100 Made)

Name	Years	FTM-FTA	Pct.
1. Granville Arnold	1983-85	161-197	.817
2. Jerry Shirley	1963-65	161-198	.813
3. Dave Fedor	1960-62	286-363	.788
4. Pee Wee Barber	1986-87	200-254	.787
5. Sharon Mayes	1988-90	200-255	.784
6. Jim Oler	1953-56	761-975	.781
7. George McCloud	1986-89	315-405	.778
8. Hugh Durham	1957-59	441-568	.776
9. Vince Martello	1983-84	130-168	.774
10. Mickey Dillard	1977-78, 80-81	448-583	.768
Terrell Baker	1998-99	189-246	.768

REBOUNDS

MOST REBOUNDS - GAME

Name	Date	Rebounds
1. Rick Benson vs. Florida Southern	Jan. 7, 1955	32
2. Dave Cowens vs. LSU	Dec. 16, 1967	31
3. Dave Cowens at The Citadel	Feb. 7, 1968	30
4. Dave Fedor at Jacksonville	Dec. 29, 1959	28
Dave Fedor vs. Rollins	Feb. 11, 1960	28
6. Gary Schull vs. Jacksonville	Feb. 10, 1966	27
Dave Cowens vs. Stetson	Feb. 10, 1969	27
8. Don Boltz vs. Stetson	Feb. 21, 1959	26
Dave Cowens vs. Hawaii	Jan. 23, 1969	26
10. Dave Cowens vs. Clemson	Jan. 22, 1970	25
11. Rick Benson at Florida Southern	Dec. 7, 1955	24
12. Don Boltz vs. Miami	Jan. 17, 1959	23
Dave Cowens vs. Florida Southern	Feb. 10, 1968	23
Lawrence McCray vs. Connecticut	Jan. 6, 1973	23

MOST REBOUNDS - SEASON

Name	Year	Rebounds	Avg.
1. Dave Cowens	1967-68	456	17.5
2. Rick Benson	1954-55	451	17.3
3. Dave Cowens	1969-70	447	17.2
4. Dave Cowens	1968-69	437	16.9
5. Dave Fedor	1959-60	400	16.0
6. Reggie Royals	1970-71	390	15.0
7. Dave Fedor	1960-61	336	14.0
8. Gary Schull	1965-66	317	12.7
9. Don Boltz	1957-58	303	12.1
10. Reggie Royals	1971-72	351	11.0

500-REBOUND CLUB

Name	Years	Games	Avg.	Rebounds
1. Dave Cowens	1967-70	78	17.2	1340
2. Reggie Royals	1970-73	84	11.9	1006
3. Dave Fedor	1959-62	72	13.5	969
4. Greg Grady	1972-76	100	7.9	793
5. Tat Hunter	1985-89	117	6.8	790
6. Doug Edwards	1990-93	93	8.5	788
7. Gary Schull	1963-66	76	10.1	781
8. Lawrence McCray	1971-74	84	9.0	759
9. Corey Louis	1994-98	107	7.1	755
10. Harry Davis	1974-78	108	6.8	734
11. Randy Allen	1984-87	115	6.3	725
12. Kris Anderson	1976-81	107	6.7	714
Bob Sura	1991-95	119	6.0	714
14. Michael Polite	1987-91	99	6.8	673
15. Rodney Dobard	1989-93	122	5.2	641
16. Murray Brown	1976-80	106	6.0	638
17. David Thompson	1975-78	83	7.5	619
18. Bob Williams	1955-57	72	8.4	604
19. Don Boltz	1957-59	48	11.8	567
20. Kirk Luchman	1993-97	111	5.0	552
21. Ray Swain	1959-60	72	11.6	534
Willie Williams	1968-70	52	10.3	534
23. Rowland Garrett	1969-72	76	6.9	525
Zach Perkins	1973-76	82	6.4	525
24. Andre Reid	1990-95	121	4.2	507

ASSISTS

GAME

Name	Date	Assists	Name	Year	Assists
1. Otto Petty vs. South Alabama	Jan. 19, 1972	16	8. Delvon Arrington	1998-99	181
Tony William vs. Jacksonville	Feb. 12, 1983	16	9. Otto Petty	1971-72	173
3. Otto Petty vs. Samford	Jan. 16, 1971	15	10. Kerry Thompson	1997-98	172
Carlton Byrd vs. Stetson	Feb. 12, 1977	15	11. Dean Shaffer	1984-85	171
Tony Jackson vs. Ala.-Birmingham	Feb. 20, 1980	15	12. Sam Cassell	1992-93	170
6. Otto Petty vs. Biscayne	Dec. 3, 1970	14	13. Tony Jackson	1977-78	166
Otto Petty vs. Northwestern	Dec. 23, 1972	14	14. Carlton Byrd	1976-77	159
Wayne Smalls vs. Cal. State-Bakersfield	Dec. 18, 1974	14			
9. Otto Petty at Pan American	Dec. 23, 1970	13	CAREER		
Otto Petty vs. Stetson	Jan. 17, 1973	13	Name	Years	Assists
Otto Petty vs. Seton Hall	Feb. 3, 1973	13	1. Delvin Arrington	1999-02	688
Carlton Byrd vs. South Florida	Feb. 9, 1974	13	2. Otto Petty	1970-73	602
Tony William vs. Monmouth College	March 5, 1984	13	3. Tony Jackson	1976-80	558
Delvon Arrington at Georgia Tech	Jan. 9, 1999	13	4. Tony William	1981-84	482
			5. Bob Sura	1991-95	435
			6. Carlton Byrd	1973-77	401
			7. Charlie Ward	1990-94	396
			8. LaMarr Greer	1994-98	361
			9. Kerry Thompson	1996-98	356
			10. Skip Young	1968-71	320
			11. Dean Shaffer	1983-85	317
			12. George McCloud	1985-89	299

SEASON

Name	Year	Assists
1. Otto Petty	1970-71	227
2. Tony William	1983-84	215
3. Tony Jackson	1979-80	213
4. Otto Petty	1972-73	202
5. Kerry Thompson	1996-97	184
6. Delvon Arrington	1999-00	182
Delvon Arrington	2001-02	182

STEALS

GAME

Name	Date	Steals	Name	Year	Steals
1. Tony William vs. Memphis State	Feb. 26, 1983	9	5. Tony William	1982-83	75
Charlie Ward vs. South Carolina	March 2, 1991	9	Charlie Ward	1991-92	75
Bob Sura at Georgia Tech	March 2, 1995	9	7. Tony Jackson	1977-78	73
4. Charlie Ward at Wake Forest	Jan. 11, 1992	8	8. Charlie Ward	1990-91	71
5. Tony William at New Mexico	Jan. 2, 1983	7	Kerry Thompson	1996-97	71
Dean Shaffer vs. Louisville	Feb. 6, 1984	7	10. Dean Schaffer	1983-84	70
Bob Sura vs. UNC-Greensboro	Dec. 30, 1993	7	11. Tony William	1981-82	66
Kerry Thompson vs. Butler	Dec. 30, 1996	7	12. Tony Jackson	1979-80	65
Tim Pickett vs. Davidson	Dec. 30, 2002	7	Bob Sura	1993-94	65
Delvon Arrington at Clemson	Feb. 23, 2002	7	14. Delvon Arrington	1998-99	64
11. Tony William vs. Florida	Jan. 11, 1982	6	15. Delvon Arrington	2001-02	61
Tony William vs. Louisville	Jan. 30, 1982	6	16. Kerry Thompson	1997-98	60
Joe Farrar vs. Tulane	Feb. 6, 1985	6	17. Terrell Baker	1997-98	59
George McCloud vs. Stetson	Jan. 12, 1987	6			
Michael Polite vs. Louisville	Jan. 14, 1990	6	CAREER		
Charlie Ward vs. NC State	March 13, 1992	6	Name	Years	Steals
James Collins vs. UNC-Greensboro	Dec. 30, 1993	6	1. Charlie Ward	1990-94	238
Chuck Graham vs. Virginia	Feb. 6, 1994	6	2. Delvon Arrington	1999-02	225
James Collins vs. NC State	Feb. 14, 1996	6	3. Bob Sura	1991-95	209
James Collins vs. Rice	Nov. 29, 1996	6	4. Tony William	1982-84	203
Kerry Thompson vs. Maryland	Jan. 29, 1997	6	5. Tony Jackson	1977-80	196
Kerry Thompson vs. Kansas	Nov. 28, 1997	6	6. James Collins	1993-97	191
Kerry Thompson vs. UNC Asheville	Dec. 17, 1997	6	7. Sam Cassell	1991-93	153
Terrell Baker at Jacksonville	Dec. 17, 1998	6	8. Dean Schaffer	1984-86	151
Delvon Arrington at Georgia Tech	Jan. 27, 2001	6	9. Terrell Baker	1997-99	139
Tim Pickett vs. Savannah State	Nov. 24, 2002	6	10. Mickey Dillard	1977-81	136
			LaMarr Greer	1994-98	136
			12. Tharon Mayes	1988-90	132
			13. Kerry Thompson	1996-98	131
			14. Maurice Myrick	1982-85	126
			15. Doug Edwards	1990-93	123

SEASON

Name	Year	Steals
1. Sam Cassell	1992-93	97
2. Tim Pickett	2002-03	82
3. Dean Schaffer	1984-85	81
4. Terrell Baker	1998-99	80

BLOCKS

GAME

Name	Date	Blocks
1. Andre Reid vs. Bethune-Cookman	Dec. 5, 1993	9
Corey Louis vs. Maryland	Jan. 10, 1995	9
3. Andre Reid vs. UNC-Greensboro	Dec. 30, 1993	8
Andre Reid vs. Florida Atlantic	Dec. 3, 1994	8
5. Rodney Dobard vs. Auburn	Dec. 3, 1989	7
6. Tat Hunter vs. Southern Miss.	Feb. 3, 1988	6
Andre Reid vs. Texas Southern	Nov. 27, 1990	6
Andre Reid vs. FAU	Dec. 1, 1993	6
Rodney Dobard vs. South Florida	Dec. 18, 1990	6
Rodney Dobard vs. Louisville	Jan. 12, 1991	6
Rodney Dobard vs. Memphis State	Feb. 21, 1991	6
Randell Jackson vs. Marist	Dec. 28, 1996	6
Randell Jackson vs. Virginia	Feb. 28, 1998	6
David Anderson vs. Duke	Jan. 16, 2000	6

SEASON

Name	Year	Blocks
1. Rodney Dobard	1992-93	111
2. Corey Louis	1994-95	74
3. Alton Lee Gipson	1983-84	55
4. Andre Reid	1993-94	53
5. Corey Louis	1997-98	50
6. Elvis Rolle	1980-81	47
Alton Lee Gipson	1984-85	47
Rodney Dobard	1990-91	47
9. Rodney Dobard	1991-92	46
Randell Jackson	1996-97	46
11. Doug Edwards	1992-93	44
Mike Mathews	2000-01	44
13. Corey Louis	1995-96	43


GAMES PLAYED

CAREER

Name	Years	Games
1. Rodney Dobard	1989-93	122
2. Andre Reid	1990-95	121
3. Ron Hale	1996-00	120
4. Bob Sura	1991-95	119
5. Jerome Fitchett	1984-88	118
Chuck Graham	1989-94	118
Delvon Arrington	1999-02	118
8. Tat Hunter	1985-89	117
George McCloud	1985-89	117
LaMarr Greer	1994-98	117
11. Maurice Myrick	1981-85	116
Aubry Boyd	1987-91	116
13. Randy Allen	1984-87	115
Mickey Dillard	1976-80	115

CAREER

Name	Years	Blocks
1. Rodney Dobard	1989-93	240
2. Corey Louis	1994-98	197
3. Andre Reid	1990-95	161
4. Doug Edwards	1990-93	121
5. Randell Jackson	1995-98	113
6. Randy Allen	1984-87	103
7. Alton Lee Gipson	1983-85	102
8. Mike Mathews	2001-Pr	100
9. Elvis Rolle	1979-81	89
10. Jerome Fitchett	1984-88	86
11. Ron Hale	1996-00	77
12. Kirk Luchman	1994-97	72
13. Irv Thomas	1989-90	66
14. Trevor Harvey	2002-03	60
15. Murray Brown	1977-80	58
16. David Anderson	2000-02	55
17. Tat Hunter	1986-89	53
18. Karim Shabazz	1997-98	52



Corey Louis ranks among the Seminole career leaders in scoring, rebounding and blocked shots. He is 26th in career scoring with 1,127 points, ninth with 755 career rebounds and second with 197 career blocked shots.

ALL-TIME SCORING

Name	Years	GP	FGM	FGA	PCT	3FGM	3FGA	PCT	FTM	FTA	PCT	TOTAL	AVG
1. Bob Sura	1992-95	119	731	1,626	.450	214	640	.334	454	696	.652	2,130	17.9
2. Jim Oler	1953-56	91	528	1,303	.405				761	975	.781	1,817	20.0
3. James Collins	1994-97	112	645	1,433	.450	255	686	.372	248	365	.679	1,793	16.0
4. Mickey Dillard	1977-81	115	640	1,248	.513				448	583	.768	1,728	15.0
5. Doug Edwards	1991-93	93	621	1,194	.520	30	114	.263	332	458	.725	1,604	17.2
6. George McCloud	1986-89	117	529	1,149	.460	201	468	.429	315	405	.778	1,574	13.5
7. Harry Davis	1975-78	108	640	1,095	.584				234	382	.613	1,514	14.0
8. Dave Cowens	1968-70	78	582	1,122	.519				315	464	.679	1,479	19.0
9. Murray Brown	1977-80	106	566	847	.668				338	483	.700	1,470	13.9
10. Dave Fedor	1960-62	72	585	1,174	.498				286	363	.788	1,456	20.2
11. Randy Allen	1984-87	115	592	1,205	.491	0	2	.000	254	413	.615	1,438	12.5
12. Ham Wernke	1952-55	73	504	1,308	.385				396	533	.743	1,404	19.2
13. Reggie Royals	1971-73	84	580	1,181	.491				242	349	.693	1,402	16.7
14. Hugh Durham	1957-59	73	470	1,230	.382				441	568	.776	1,381	18.9
15. Chuck Graham	1990-94	118	503	1,147	.439	115	333	.345	216	285	.758	1,337	11.3
16. David Thompson	1976-78	83	571	1,213	.471				147	216	.681	1,289	15.5
17. Tharon Mayes	1988-90	77	466	942	.495	128	337	.380	200	255	.784	1,260	16.4
18. Ron King	1971-73	64	542	1,170	.463				168	230	.730	1,252	19.6
19. Ron Hale	1997-00	120	423	956	.442	111	339	.327	279	374	.746	1,236	10.3
20. Sam Cassell	1992-93	66	440	920	.478	108	295	.366	223	304	.734	1,211	18.3
21. Alton Lee Gipson	1984-85	61	496	966	.503				202	323	.625	1,194	19.6
22. Delvon Arrington	1999-02	118	413	1,014	.407	120	353	.340	227	314	.723	1,173	9.9
23. Jeff Hogan	1967-69	79	466	975	.478				232	305	.761	1,164	14.7
24. Tony Dawson	1988-89	60	453	852	.532	26	88	.295	229	313	.732	1,161	19.4
25. Gary Schull	1964-66	77	408	832	.490				326	472	.691	1,142	14.8
26. Corey Louis	1995-98	107	447	925	.483	1	2	.500	232	371	.625	1,127	10.5
27. Lawrence McCray	1972-74	84	492	896	.549				127	223	.570	1,111	13.2
28. Larry Warren	1974-76	78	473	1,069	.442				162	212	.764	1,108	14.2
29. Michael Polite	1988-91	99	381	711	.536	11	32	.344	297	450	.660	1,070	10.8
30. Mitchell Wiggins	1982-83	46	439	798	.550				189	249	.759	1,067	23.2
31. Pee Wee Barber	1986-87	59	395	802	.493	72	161	.447	200	254	.787	1,062	18.0
32. Rodney Dobard	1990-93	122	456	779	.585	0	3	.000	146	243	.601	1,058	8.7
33. LaMarr Greer	1995-98	117	364	873	.417	123	380	.324	171	255	.671	1,022	8.7
34. Tom McLaughlin	1949-52	92	410						200			1,020	11.1
35. Wayne Smalls	1974-77	104	457	1,007	.454				102	135	.756	1,016	9.8
36. Ray Swain	1960-62	72	403	793	.508				194	304	.638	1,000	13.9
37. Jerome Fitchett	1985-88	118	388	677	.573	26	58	.448	176	236	.746	978	8.3
38. Tony William	1982-84	84	428	906	.472				113	154	.734	969	11.5
39. Randall Jackson	1996-98	86	378	797	.474	14	51	.275	193	295	.654	963	11.2
40. Eugene Harris	1974-76,78	107	395	795	.497				166	229	.725	956	8.9
41. Kris Anderson	1977-79,81	107	371	633	.586				205	271	.756	947	8.9
42. Greg Grady	1973-76	100	401	708	.566				137	220	.623	939	9.4
43. Elvis Rolle	1980-81	59	365	619	.590				193	337	.573	923	15.6
44. Jerry Shirley	1963-65	73	378						161	198	.813	917	12.6
45. Charlie Long	1961-63	69	370	790	.468				157	231	.680	897	13.0
46. Tet Hunter	1986-89	117	395	707	.559	0	1	.000	95	184	.516	885	7.6
47. Carlton Byrd	1974-77	105	341	692	.493				186	249	.747	868	8.3
48. Skip Young	1969-71	74	361	817	.442				142	195	.728	864	11.7
49. Rowland Garrett	1970-72	76	335	700	.479				177	250	.708	847	11.1
50. Rick Benson	1952-55	83	328	1,104	.297				181			837	10.1
51. Otis Cole	1972-74	84	364	798	.456				97	134	.724	825	9.8
52. Richard Arnteimer	1953-56	80	296						230			822	10.3
53. Irv Thomas	1989-90	61	317	643	.493	0	5	.000	181	255	.710	815	13.4
54. Terrell Baker	1998-99	61	271	585	.463	76	237	.321	189	246	.768	807	13.2
55. Aubry Boyd	1988-91	116	265	681	.389	93	292	.318	156	222	.703	779	6.7
56. Darrel Stewart	1966-68	78	289	622	.465				192	281	.683	770	9.9
57. Kirk Luchman	1994-97	111	288	538	.535	0	0	.000	176	258	.682	752	6.8
58. Monty Cummings	2001-02	57	260	524	.496	16	50	.320	209	279	.749	745	13.1
59. Michael Joiner	2001-03	87	289	661	.437	70	190	.368	94	147	.639	742	8.5
60. Maurice Myrick	1982-85	116	286	606	.472				169	254	.665	741	6.4
61. Charlie Ward	1991-94	91	263	596	.441	74	229	.323	140	220	.636	740	8.1
62. Vince Martello	1983-84	53	302	566	.534				130	168	.774	734	13.8
64. LaRae Davis	1986-87	55	279	548	.509	80	175	.457	96	123	.780	734	13.3
65. Adrian Crawford	1999-01	75	244	658	.371	135	375	.360	85	134	.634	708	9.4
66. Zach Perkins	1973-76	82	293	626	.468				117	188	.622	703	8.6
67. Bill Peacock	1964-66	75	275						141			691	9.2
68. Gary Wold	1953-56	78	208						270			686	8.8
69. Damous Anderson	1999-00	50	267	489	.546	54	131	.412	95	142	.669	683	13.7
70. Antwan Dixon	1999-02	109	235	533	.441	83	243	.342	125	179	.698	678	6.2
71. Bobby Parks	1978-81	97	244	521	.468				156	213	.732	644	6.6
72. Jan Gies	1968-70	78	245	428	.572				153	206	.743	643	8.2
73. Bob Whitmer	1951-52	50	233						176			642	12.8
74. Willie Williams	1969-70	52	268	482	.556				106	184	.576	642	12.3
75. Tony Jackson	1977-80	108	256	671	.382				118	215	.549	630	5.8
76. Vernell Elizy	1970-71	52	240	477	.503				142	212	.670	622	12.0
77. Jerry Westhafer	1951-54	62	261						98			620	10.0
78. Otto Petty	1971-73	82	227	530	.428				151	211	.716	605	7.4

ALL-TIME SCORING

Name	Years	GP	FGM	FGA	PCT	3FGM	3FGA	PCT	FTM	FTA	PCT	TOTAL	AVG
78. Dean Shaffer	1984-85	59	253	497	.509				93	135	.689	599	10.2
79. Pete Rogers	1963-65	53	239						111			589	11.1
80. Ron Harris	1970-72	84	234	553	.423				110	153	.719	578	6.9
81. Anthony Richardson	2002-03	57	204	496	.411	35	118	.297	120	163	.736	563	9.9
82. Kerry Thompson	1997-98	64	207	539	.384	50	168	.298	98	143	.685	562	8.8
83. Bill Glenn	1966-67	49	243	521	.466				52	65	.800	538	11.0
84. Michael Johnson	1982-84	68	195	395	.494				147	210	.700	537	7.9
85. Dick Danford	1966-68	73	205	415	.494				112	163	.612	522	7.2
86. James Bozeman	1978-79,81	67	218	450	.484				81	134	.604	517	7.7
87. Jack Davis	1960-62	71	153	439	.349				191	275	.695	497	7.0
88. Pete Gonzalez	1963-65	67	170						155			495	7.4
Tim Pickett	2003	29	167	437	.382	84	259	.324	77	89	.865	495	17.1
90. Larry Strom	1957-58	51	191	414	.461				112	159	.704	494	9.7
91. Bob Hartman	1951	27	185						105			475	17.6
Raleigh Choice	1986-87	54	190	371	.512	0	2	.000	95	128	.742	475	8.8
93. Nigel Dixon	2000-02	85	185	384	.482	0	0	.000	103	219	.470	473	5.6
94. Andre Reid	1991-95	121	186	404	.460	0	2	.000	100	184	.543	472	3.9
95. Jim Liteky	1958-59	48	166						135	180	.750	467	9.7
96. Lee Benjamin	1949-50	48	197						57			451	9.4
Tom Garcia	1955-58	71	150						151	203	.744	451	6.4
98. Hank Mann	1975,77-79	86	194	424	.458				60	124	.484	448	5.2
99. Bill Weigel	1949-50	48	159						128			446	9.3
100. David Speights	1982-85	90	170	361	.471				104	172	.605	444	4.9
101. Granville Arnold	1983-85	64	141	276	.511				161	197	.817	443	6.9
102. Dale Klay	1968-69	52	193	418	.462				51	70	.729	437	8.4
103. Don Bates	1959	23	179	495	.362				76	101	.752	434	18.9
104. Oliver Simmons	1998-00	62	171	373	.458	9	26	.346	80	137	.584	431	5.3
105. Bobby Lovell	1963-65	67	176						74			426	6.4
106. Burt Deckel	1958	25	163	457	.357				99	134	.739	425	17.0
107. Ron Malmen	1965-66	40	177	424	.417				69	88	.784	423	10.6
108. Bobby Waits	1955-57	56	150	398	.377				117	153	.765	417	7.4
109. Rufus Ashworth	1960-62	62	164	454	.361				85	124	.685	413	6.7
110. Darrick Carroll	1993-95	60	147	353	.416	77	213	.362	40	57	.702	411	6.9
111. Randy Cable	1968-70	76	149	324	.460				106	139	.763	404	5.3
112. Bob Williams	1955-57	72	149	384	.388				100	175	.571	398	5.5
113. Dick Kendall	1949-50	45	155						86			396	8.8
114. Oren Gilmore	1981-82	56	158	310	.510				79	138	.572	395	7.1
115. Mike Mathews	2001-03	86	152	318	.478	0	0	.000	85	142	.599	389	4.5
116. Jim Savage	1958-60	70	146						91	167	.545	383	5.5
117. Duane Gordon	1952-54	56	159						64			382	6.8
118. Geoff Brower	1995-98	63	134	305	.439	58	168	.345	51	74	.689	377	6.0
119. Trevor Harvey	2002-03	57	141	245	.576	0	0	.000	79	141	.560	361	6.3
120. Rodney Arnold	1980-81	49	121	304	.398				116	156	.744	358	7.3
121. Joe Farrar	1984-85	55	153	309	.495				50	67	.746	356	6.5
122. Derrick Mitchell	1988-89	58	121	252	.480	1	2	.500	112	180	.622	355	6.1
123. John Richter	1959-60	39	133	320	.416				77	136	.566	343	8.8
Dale Ricketts	1961-63	41	120						103	147	.701	343	8.4
125. Larry Dickson	1948-51	71	122						94			338	4.8
126. Jim Lytle	1966	26	117	259	.452				88	116	.759	322	12.4
127. Maurice Robinson	1993-94	59	126	238	.529	0	0	.000	55	98	.561	307	5.2
Scott Shepherd	1993-96	87	86	241	.357	46	135	.341	89	119	.748	307	3.5
129. Daniel Boltz	1958-59	48	113						77	132	.583	303	6.3
130. Cal Hugel	1963-64	49	128						41			297	6.1
131. Ian Morrison	1967	26	117	303	.386				62	81	.765	296	11.4
132. Ed Chatman	1979	29	122	270	.452				50	79	.633	294	10.1
133. Ken Macklin	1969-70	33	119	264	.451				55	65	.846	293	8.9
134. Ken Leakey	1964-66	61	106						75			287	4.7
135. Lou Fischer	1950-52	48	118						48			284	5.9
136. Stu Gregory	1956-58	50	117						48	87	.552	282	5.6
137. Jim Smith	1976-78	70	111	233	.476				52	80	.650	274	3.9
138. Dale Reeves	1962-63	41	101	187	.540				69	122	.566	271	6.6
139. Avery Curry	1995-96	51	84	252	.333	38	120	.317	54	87	.621	260	5.1
140. Greg Samuel	1971-72	45	92	214	.430				70	92	.761	254	5.6
141. Pernel Tookes	1979-81	68	100	230	.435				49	65	.754	249	3.7
142. Bob Ward	1956-57	46	102	288	.354				44	73	.603	248	5.4
143. Bennie Clyde	1973	19	111	216	.514				25	37	.676	247	13.0
144. Byron Wells	1989-90,92-93	75	102	196	.520	9	39	.231	33	59	.559	246	3.3
145. Larry Gay	1971-73	64	102	216	.472				35	64	.547	239	3.7
146. Dick Trobaugh	1950-51	46	86						53			225	4.9
147. Lorenzo Hands	1969-91,93	95	86	212	.406	12	42	.286	38	66	.576	222	2.3
148. Bud Scott	1951	27	91	141	.518	15	42	.357	57	65	.877	218	8.1
Brad Johnson	1988-89	56	73	169	.527				37	50	.740	215	8.3
150. Herbie Allen	1976	26	89	169	.527				37	50	.740	215	8.3
151. Karim Shabazz	1998-99	37	75	146	.514	0	0	.000	60	128	.469	210	5.7
152. David White	1968-91	113	83	172	.483	9	26	.346	32	99	.323	207	1.8
153. Adam Waleskowski	2002-03	58	82	222	.369	6	25	.240	35	44	.795	205	3.5
154. Todd Galloway	2003	29	67	158	.424	23	58	.397	43	67	.642	200	6.9

ALL-TIME SCORING


Name	Years	GP	FGM	FGA	PCT	3FGM	3FGA	PCT	FTM	FTA	PCT	TOTAL	AVG
155. Otis Johnson	1973	26	86	172	.500				27	47	.574	199	7.7
156. Tom Burst	1952-55	62	73						50			196	3.2
John Burt	1969-71	55	84	212	.396				28	54	.519	196	3.6
158. Tony Karasek	1956-57	38	76	162	.469	0	0	.000	36	60	.600	188	4.9
159. Bill Kratzert	1948-49	20	65						53			183	9.2
160. Bud Marsee	1951-52	25	75						31			181	7.2
Wally Dale	1962-63	36	78	181	.431				25	38	.658	181	5.0
162. Ken Doyle	1966-68	53	61	131	.466				55	89	.618	177	3.3
David Shaffer	1986	23	68	144	.472				41	58	.707	177	7.7
164. Fred Twomey	1955-57	53	52	172	.302				65	112	.580	169	3.2
Bobby Ek	1962-64	56	70						29			169	3.0
Andrew Wilson	2001-03	36	52	162	.321	14	71	.197	51	64	.797	169	4.7
167. Charlie Tinsley	1959	21	68	146	.466				27	61	.443	163	7.8
168. Orlando Wyman	1948-51	65	60						42			162	2.5
Bob Pence	1949-50, 52-53	65	60						42			162	2.5
170. Faurest Coogle	1961-63	36	53	114	.465				53	88	.602	159	4.4
171. Tim Edney	1960-62	46	46	119	.387				66	106	.623	158	3.4
172. Dave Ross	1967-68	48	48	128	.352				67	100	.670	157	3.3
173. Bill Phillips	1964-66	55	53						50			156	2.8
174. Art Adams	1949	23	64						15			143	6.2
175. Jim Pavy	1948-49	34	53						35			141	4.1
176. Bobby Miles	1982-84	65	52	121	.430				35	53	.660	139	2.1
177. Nate Johnson	2003	29	42	132	.318	30	84	.357	24	35	.686	138	4.8
178. Raphael Phillip	1982-83	48	50	118	.424				36	60	.600	136	2.8
179. Brian Murphy	1965-67	67	39	121	.322				57	87	.655	135	2.0
180. Chad Copeland	1990-91	41	29	95	.305	15	45	.333	61	81	.753	134	3.3
181. Bob DePathy	1968	27	53	123	.431				24	40	.600	130	4.8
182. Fred Woodward	1958-60	30	53						23	25	.920	129	4.3
183. Tom Dellahan	1953-54	28	49						26			124	4.4
184. Bill Cotton	1960-61	17	47						29	37	.784	123	7.2
185. Jimtom Richardson	1952-53	24	49	159	.308				22	39	.564	120	5.0
Devonaire Deas	1997-98	52	43	116	.371	10	33	.303	24	39	.615	120	2.3
187. Ernest Williams	1948	13	36						38			110	8.5
Irvin Quinn	1951-52	27	46						18			110	4.1
189. Emanuel Mathis	1999-00	42	30	89	.337	17	54	.315	21	29	.724	98	2.3
190. Justin Mott	1999-00	59	32	89	.360	0	0	.000	33	59	.559	97	1.6
David Anderson	2000-02	70	37	98	.378	0	0	.000	23	41	.561	97	1.4
192. Ken Bush	1969	19	41	88	.466				13	21	.619	95	5.0
193. Joe Williams	1957-59	53	33						24	35	.686	90	1.7
194. JD Bracy	2002	22	32	95	.337	14	51	.275	11	16	.688	89	4.0
195. Ron Miller	1990-92	43	29	65	.446	15	32	.469	15	22	.682	88	2.0
196. Derrick Myers	1991	32	23	51	.451	3	10	.300	36	44	.818	85	2.7
197. Ted Hewitt	1949-51	22	30						21			81	3.7
198. Bob Chassee	1974-75	33	33	57	.579				11	30	.367	77	2.3
199. Ralph Chaudron	1948	17	28						20			76	4.5
Joe Westhafer	1957-58	35	25						26	46	.565	76	2.2
201. Tim Wooden	1995-96	36	32	58	.552	1	2	.500	9	20	.450	74	2.1
202. Dennis Burke	1973-74	28	33	75	.440				5	6	.833	71	2.5
203. Charles Fairchild	1965-66	28	21	66	.318				28	38	.737	70	2.5
Matt Chlebek	1998-00	60	22	73	.301	15	45	.333	11	16	.688	70	1.2
205. Ronnie Watson	1982-84	52	22	73	.301				23	27	.852	67	1.3
206. Hosea Maxwell	1948	12	28						10			66	5.5
Carl Reynolds	1968-69	28	24	72	.333				18	30	.600	66	2.4
208. Sheldon Hildaman	1948-49	18	24						17			65	3.6
Ronald Nettles	1948-51	55	25						15			65	1.2
Ronald Thompson	1998-99	42	24	67	.358	1	4	.250	16	28	.571	65	1.5
211. Ben McCrary	1948	14	23						18			64	4.6
Roger Freudenstein	1960	8	25	68	.368				14	24	.583	64	8.0
Gentry Sparks	1996-97	25	25	51	.490	3	8	.375	11	21	.524	64	2.6
214. Rodney Tucker	2000	29	23	62	.371	0	0	.000	16	37	.432	62	2.1
215. Jerry Smith	1960-61	27	25	70	.357				9	19	.474	59	2.2
216. Craig Mateer	1986-87	43	23	63	.365	2	14	.143	10	20	.500	58	1.3
217. Jesse Salters	1991	25	23	49	.469	0	1	.000	11	19	.579	57	2.3
218. Ed Wursbach	1954-56	32	20						16			56	1.8
Bob Casteel	1957-58, 60	41	17						22	53	.415	56	1.4
Thomas Mabry	1985-86	37	16	40	.400				24	33	.727	56	1.5
221. Don Biggs	1966	21	21	43	.488				13	18	.722	55	2.6
222. Tony Carter	1985-87	34	22	55	.400	0	1	.000	10	14	.714	54	1.6
Jonathan Kerner	1993-94	28	19	34	.559	0	0	.000	16	25	.640	54	1.9
224. Donnie Kuhl	1977-79, 81	33	20	37	.541				11	17	.647	51	1.5
225. Kyle Mulligan	1995-98	32	16	42	.381	1	3	.333	13	27	.481	46	1.4
226. Billy Osteen	1948	11	19						6			44	4.0
227. Ross Winter	1963	13	18	50	.360				7	9	.778	43	3.3
228. Bud Whitehead	1960	15	17	36	.417				12	17	.706	42	2.8
229. Dave Macomber	1969-71	34	17	42	.405				7	16	.438	41	1.2
230. Archie Aldridge	1974	14	13	31	.419				13	16	.813	39	2.8

ALL-TIME SCORING

Name	Years	GP	FGM	FGA	PCT	3FGM	3FGA	PCT	FTM	FTA	PCT	TOTAL	AVG
231. H.B. Marcum	1953	8	13						10			36	4.5
D Groomes	1951	18	11	27	.407				14	22	.636	36	2.0
233. Wayne Patton	1954-56	27	11						13			35	1.3
234. Greg Collinsworth	1979-81	26	12	29	.414				9	12	.750	33	1.3
Benson Callier	2003	19	11	35	.314	5	12	.417	6	10	.600	33	1.7
236. Jack Merriman	1951	5	12						6			30	6.0
237. Andre Cooper	1994	7	12	30	.400	1	6	.167	4	9	.444	29	4.1
238. George Edmiston	1950	14	5						18			28	2.0
Cyril Stitt	1973-75	15	14	33	.424				0	1	.000	28	1.9
Jerry Cox	1978-80	21	7	22	.318				14	22	.636	28	1.3
241. Joey Barnes	1988-90	26	11	33	.333	2	13	.154	3	8	.375	27	1.0
Kelvin McClendon	1996	9	9	28	.321	2	6	.333	7	15	.467	27	3.0
243. George Folliard	1949-50	8	11						3			25	3.1
Ray Donald	1992	21	10	28	.357	0	2	.000	5	6	.833	25	1.2
245. Jim Hardesty	1952	8	10	36	.278				4	7	.571	24	3.0
246. Marcell Haywood	2001-03	48	8	15	.533	0	0	.000	7	20	.350	23	0.5
247. Reeves	1954	11	4						13			21	1.9
Roy Glover	1970-71	14	9	37	.243				3	10	.300	21	1.5
249. Nick Bryant	1994	9	2	8	.250	1	3	.333	15	17	.882	20	2.2
250. Scott Wilkes	1982-83	22	7	21	.333				4	8	.500	18	0.8
251. Bill Archer	1959	13	6	16	.375				5	8	.625	17	1.3
Ryan Lowery	2001-02	32	6	29	.207	3	14	.214	2	3	.667	17	0.5
253. George Kallish	1953	6	6						4			16	2.7
254. Jim Wallace	1964	6	7						1			15	2.5
Jon Fedor	1988	16	6	19	.316	0	0	.000	3	11	.273	15	0.9
256. Darryll Mahoney	1956	9	6	12	.500				2	3	.667	14	1.6
257. Gerry Ellenwood	1952	5	5						2			12	2.4
Tom Nissalki	1954	7	4						4			12	1.7
Clyde Eads	1961	4	5						2	6	.333	12	3.0
Ed Young	1980-81	19	4	21	.190				4	9	.444	12	0.6
261. Malcolm Nicholas	1991	6	3	7	.429	1	2	.500	4	9	.444	11	1.8
262. John Harrison	1974-75	8	4	8	.500				2	7	.286	10	1.3
Stephen Gruhl	1992-93	11	4	11	.364	0	0	.000	2	5	.400	10	0.9
264. Larry Bulger	1964	1	3						3	3	1.000	9	9.0
John Amick	1972	11	3	10	.300				3	3	1.000	9	0.8
266. Chuck Miller	1952	5	3						2			8	1.6
267. Mark Gilbert	1975	6	2	2	1.000				3	7	.429	7	1.2
Terry Martin	1985	11	2	6	.333				3	3	1.000	7	0.6
David Grabuloff	1994	8	2	8	.250	0	2	.000	3	4	.750	7	0.9
270. Bob Cummings	1950	6	2						2			6	1.0
Albertson	1952	4	3						0			6	1.5
Bob Wilcox	1952	5	1						4			6	1.2
Steve Summers	1967	7	3	5	.600				0	1	.000	6	0.9
Dave Vetica	1977	7	3	7	.429				0	4	.000	6	0.9
275. Jack Wilson	1948	9	2						1			5	0.6
Dwight Osha	1950	1	2						1			5	5.0
John Bloodworth	1966	7	2	12	.167				1	1	1.000	5	0.7
Adrian McPherson	2002	3	1	2	.500	1	1	1.000	2	2	1.000	5	1.7
279. Billy Parker	1948	3	1						2			4	1.3
Dan Mady	1950	1	2						0			4	4.0
Bishop	1952	1	2						0			4	4.0
Gerald Smith	1952	3	2						0			4	1.3
David Brownyard	1973-74	9	1	6	.167				2	3	.667	4	0.4
Jay Nasworthy	1994	2	2	2	1.000	0	0	.000	0	0	.000	4	2.0
285. Jerry Hohne	1959	5	1	4	.250				1	2	.500	3	0.6
Bill Gissword	1963	7	1	2	.500				1	4	.250	3	0.4
Lance Kimrey	1969-70	6	0	4	.000				3	4	.750	3	0.5
Mark Brodie	1975	4	1	8	.125				1	1	1.000	3	0.8
Marvin Haynes	1980	5	1	4	.250				1	2	.500	3	0.6
Blake Miles	1989-90	10	1	4	.250	1	1	1.000	0	1	.000	3	0.3
Nate Moran	2001-03	15	0	9	.000	0	6	.000	3	4	.750	3	0.2
292. Howard Calhoun	1948	1	1						0			2	2.0
John Pierce	1948	1	1						0			2	2.0
Calvin Collins	1949	2	1						2			2	1.0
Stanfill	1949	3	0						0			2	0.7
Bob Gempping	1964	1	1						0	0	.000	2	2.0
Sonny Delmer	1965	1	1	2	.500				0	0	.000	2	2.0
Tim Barrow	1968	3	1	2	.500				0	0	.000	2	0.7
Ron Nemergut	1971	1	1	3	.333				0	1	.000	2	2.0
Jeff Coleman	1982	3	1	1	1.000				0	0	.000	2	0.7
E Larsen	1986	4	0	3	.000				2	3	.667	2	0.5
Alton Sheffield	1998	3	1	2	.500	0	0	.000	0	0	.000	2	0.7
Gibson Pierre	1988-99	11	1	1	1.000	0	0	.000	0	0	.000	2	0.2
B Daniels	1999	3	0	3	.000	0	0	.000	2	2	1.000	2	0.7
A Morris	1999	4	0	4	.000	0	1	.000	2	2	1.000	2	0.5
Chris Hull	1999-00	5	1	4	.250	0	1	.000	0	0	.000	2	0.4
Will Wightman	2003	8	1	4	.250	0	2	.000	0	0	.000	2	0.3


ALL-TIME SCORING

Name	Years	GP	FGM	FGA	PCT	3FGM	3FGA	PCT	FTM	FTA	PCT	TOTAL	AVG
308. Fellows	1948-49	3	0						1			1	0.3
McKay	1949	3	0						1			1	0.3
Val Hinton	1984	3	0							1	1.000	1	0.3
Mike Kundid	1976-77	7	0	7	.000				1	2	.500	1	0.1
Booney Crawford	1982	5	0	3	.000				1	2	.500	1	0.2
S Bakich	1984	3	0	0	.000				1	2	.500	1	0.3
Levi Osborne	2000	3	0	0	.000	0	0	.000	1	2	.500	1	0.3
315. Wendell Barnes	1948	1	0						0			0	0.0
Slick Edwards	1948	1	0						0			0	0.0
Don Grant	1948	1	0						0			0	0.0
Bobby Roesch	1948	2	0						0			0	0.0
Schoneck	1948	1	0						0			0	0.0
Don Williams	1948	1	0						0			0	0.0
Bill Falsone	1949	1	0						0			0	0.0
Averitt	1952	2	0						0			0	0.0
Don Alford	1955	2	0	0	.000				0	0	.000	0	0.0
Lee Corso	1956	1	0	0	.000				0	0	.000	0	0.0
John Wood	1956	2	0	0	.000				0	0	.000	0	0.0
Merrill Bryant	1957	1	0						0			0	0.0
Charlie Rodgers	1958	1	0						0	0	.000	0	0.0
Hobbs	1959	1	0	0	.000				0	1	.000	0	0.0
Strassmier	1961	2	0						0	0	.000	0	0.0
Rick Campbell	1967	3	0	6	.000				0	0	.000	0	0.0
Jim Calkin	1972	3	0	0	.000				0	1	.000	0	0.0
Artie Fryer	1972	2	0	1	.000				0	1	.000	0	0.0
Bill Wright	1972	2	0	1	.000				0	0	.000	0	0.0
Ansley Abraham	1974	4	0	3	.000				0	0	.000	0	0.0
Steve Dillard	1981	6	0	3	.000				0	0	.000	0	0.0
Scott Matchett	1981	2	0	1	.000				0	0	.000	0	0.0
David McPhee	1987	5	0	5	.000	0	1	.000	0	1	.000	0	0.0
Scott Porter	1992-93	4	0	3	.000	0	0	.000	0	0	.000	0	0.0
Curtis Azama	1994	2	0	1	.000	0	0	.000	0	0	.000	0	0.0
Tommy Polley	1997	1	0	1	.000	0	0	.000	0	0	.000	0	0.0
Marcel Thomas	1998	2	0	2	.000	0	0	.000	0	0	.000	0	0.0
Andrew Skwara	1999	2	0	0	.000	0	0	.000	0	0	.000	0	0.0
Pete Murray	2001	5	0	1	.000	0	0	.000	0	2	.000	0	0.0
Adam Krieg	2002	8	0	1	.000	0	0	.000	0	0	.000	0	0.0
Orenn Fells	2003	8	0	1	.000	0	0	.000	0	5	.000	0	0.0
Emanuel Gordon	2003	1	0	0	.000	0	0	.000	0	0	.000	0	0.0



Alton Lee Gipson (left), who was named the Metro Conference Newcomer of the Year during the 1982-83 season, is ranked 21st in school history in career scoring with 1,194 career points. He averaged 19.6 points per game during his two-year, 61-game Seminole career.

Harry Davis (right), the seventh all-time leading scorer in school history with 1,514 points, is tied for third in school history with 640 career field goals made. He also ranks fifth in school history with a .584 career field goal percentage.



YEAR-BY-YEAR ALL-TIME INDIVIDUAL STATISTICS

1951-52

Record: 5-20		Home: 2-7		Away: 1-10		Neutral: 2-3		PF	Pts.-Avg.
Player	G	FGM-FGA	Pct.	FT-FTA	Pct.				
McLaughlin	25	119-352	.338	61-106	.575	93	299-12.0		
Whitmer	23	94-315	.295	88-121	.727	81	276-12.0		
Westhafer	25	87-278	.313	35-56	.625	53	209-8.4		
Fischer	22	77-226	.341	24-54	.444	76	178-8.1		
Gordon	15	62-173	.358	24-41	.585	38	148-9.9		
Quinn	22	43-181	.238	18-33	.545	82	104-4.7		
Benson	17	36-123	.293	10-25	.400	38	82-4.8		
Wernke	5	20-71	.282	17-23	.739	18	57-11.4		
Pence	18	10-45	.222	8-12	.667	15	28-1.6		
Hardesty	6	10-36	.278	4-7	.571	15	24-3.0		
Burst	9	5-26	.192	2-2	1.00	17	12-1.4		
Richardson	5	3-17	.176	1-2	.500	8	7-1.4		
Others	—	19-82	.232	9-23	.391	34	47-—		
FSU	25	585-1925	.304	301-505	.596	568	1471-		
Opponents	—	—	—	—	—	—	—		

1952-53

Record: 11-11		Home: 7-1		Away: 3-10		Neutral: 1-0		PF	Pts.-Avg.
Player	G	FGM-FGA	Pct.	FT-FTA	Pct.				
Wernke	22	167-422	.396	134-193	.694	71	468-21.3		
Westhafer	22	127-391	.325	52-75	.693	65	306-13.9		
Oler	20	52-139	.374	92-118	.763	50	194-9.7		
Gordon	22	67-198	.342	30-50	.600	63	164-7.5		
Benson	21	48-168	.286	34-55	.618	56	130-6.2		
Richardson	19	46-142	.324	21-37	.568	37	113-5.9		
Wold	15	28-60	.467	34-61	.557	37	90-6.0		
Burst	17	15-78	.192	17-30	.567	39	47-2.3		
Dellaban	12	18-66	.273	8-10	.800	19	44-3.7		
Artmeier	10	7-20	.350	6-9	.667	12	20-2.0		
Pence	6	5-11	.455	4-5	.800	5	10-1.3		
Others	—	21-71	.296	10-41	.453	24	61-—		
FSU	22	589-1764	.339	449-694	.690	462	1647-74.9		
Opponents	22	621-1717	.362	436-725	.601	439	1676-76.3		

1953-54

Record: 13-7		Home: 9-2		Away: 4-5		Neutral: 0-0		PF	Pts.-Avg.
Player	GP	FGM-FGA	Pct.	FTM-FTA	Pct.				
Wernke	20	128-354	.362	113-148	.764	764	369-18.5		
Oler	20	96-280	.343	140-188	.745	745	332-16.6		
Benson	19	75-342	.219	—	—	—	195-10.3		
Artmeier	19	70-47	—	—	—	—	187-9.8		
Westhafer	14	47-11	—	—	—	—	105-7.5		
Burst	19	40-13	—	—	—	—	93-4.9		
Dellaban	16	31-18	—	—	—	—	80-5.0		
Gordon	19	30-10	—	—	—	—	70-3.7		
Wold	13	5-17	—	—	—	—	27-2.1		
Reeves	11	4-13	—	—	—	—	21-1.9		
Wurstbach	4	4-6	—	—	—	—	14-3.5		
Nissalki	7	4-4	—	—	—	—	12-1.7		
Patton	1	0-0	—	—	—	—	0-0.0		
FSU	20	534-437	—	—	—	—	1505-75.3		
Opponents	20	520-408	—	—	—	—	1448-72.4		

1954-55


Record: 22-4		Home: 12-0		Away: 7-2		Neutral: 5-2		Reb.-Avg.	PF	Pts.-Avg.
Player	GP	FGM-FGA	Pct.	FTM-FTA	Pct.					
Oler	26	164-414	.396	221-289	.765	76-2.9	65	543-21.1		
Wernke	26	190-461	.412	132-169	.781	130-5.0	81	512-19.7		
Benson	26	170-471	.361	92-147	.626	432-16.6	83	451-17.3		
Artmeier	26	121-327	.365	97-127	.764	339-13.0	86	276-10.6		
Wold	25	59-156	.378	90-124	.726	208-8.3	81	214-8.6		
Williams	26	49-112	.438	23-45	.511	121-4.7	64	194-7.5		
Burst	14	12-56	.214	17-24	.708	41-2.9	18	14-1.0		
Twomey	15	10-34	.294	17-30	.567	37-2.5	13	28-1.9		
Wailes	15	9-28	.321	10-11	.909	28-1.9	9	22-1.5		
Wurstbach	11	7-18	.389	5-7	.714	19-1.7	10	12-1.1		
Patton	13	2-13	.154	2-7	.286	6-0.5	8	1-0.1		
Garcia	2	1-4	.250	1-2	.500	3-1.5	0	2-1.0		
Alford	2	0-0	.000	0-0	.000	0-0.0	0	0-0.0		
FSU	26	794-2164	.367	707-882	.720	2295-88.3	522	1420-54.6		
Opponents	26	756-2059	.367	539-826	.653	2051-78.9	578	1061-40.8		

1955-56

Record: 16-9		Home: 9-0		Away: 5-5		Neutral: 2-4		Reb.-Avg.	PF	Pts.-Avg.
Player	GP	FGM-FGA	Pct.	FTM-FTA	Pct.					
Oler	25	216-470	.460	310-380	.816	136-5.4	61	742-23.7		
Wold	25	116-241	.481	129-181	.713	237-9.5	91	361-14.4		
Artmeier	25	98-261	.375	80-116	.690	167-6.7	90	276-11.0		
Gregory	25	66-163	.405	30-54	.556	121-4.8	67	162-6.5		
Garcia	22	44-145	.303	45-61	.738	49-2.2	40	133-6.0		
Ward	22	45-135	.333	29-43	.674	82-3.7	21	119-5.4		
Williams	20	33-97	.340	34-52	.654	176-8.8	51	100-5.0		
Twomey	20	16-46	.348	6-20	.300	39-2.0	24	38-1.9		
Patton	13	9-28	.321	11-16	.688	17-1.3	19	29-2.2		
Wailes	16	10-34	.294	6-16	.375	24-1.5	14	26-1.8		
Wurstbach	17	9-16	.563	5-8	.625	18-1.1	11	23-1.4		
Mahoney	9	6-12	.500	2-3	.667	8-0.9	8	14-1.6		
Corso	1	0-0	.000	0-0	.000	0-0.0	0	0-0.0		
Wood	2	0-0	.000	0-0	.000	0-0.0	0	0-0.0		
Team						55				
FSU	25	668-1648	.405	687-950	.723	1129-45.2	497	2023-80.9		
Opponents	25	710-1703	.417	493-799	.617	1188-47.5	554	1913-76.5		

1956-57

Record: 9-17		Home: 5-5		Away: 3-11		Neutral: 1-1		Reb.-Avg.	PF	Pts.-Avg.
Player	G	FGM-FGA	Pct.	FT-FTA	Pct.					
Durham	26	117-438	.404	155-213	.728	116	53	509-19.6		
Wailes	25	131-336	.389	101-126	.802	118	75	363-14.5		
Strom	26	90-175	.514	62-95	.640	237	74	242-9.3		
Garcia	23	73-239	.306	77-99	.777	50	48	223-9.8		
Williams	26	67-175	.383	43-78	.551	234	62	177-6.8		
Ward	24	57-153	.373	15-30	.500	76	35	129-5.4		
Gregory	24	51-137	.372	18-33	.545	81	64	120-5.0		
Twomey	18	26-92	.283	42-62	.677	70	29	94-5.2		
Westhafer	21	17-42	.405	19-33	.576	44	19	53-2.5		
Williams, J	16	9-36	.250	6-11	.545	12	10	24-1.3		
Castel	11	6-28	.214	5-19	.263	53	27	17-1.5		
FSU	26	704-1862	.380	543-799	.679	1091	496	1951-75.1		
Opponents	26	763-1981	.396	545-805	.677	1446	482	2061-79.3		



Derrick Carroll made 77 3-point field goals during his two-year career in 1993 and 1995 - a career total that ranks as the 15th highest in school history. He played in the 1993 NCAA Tournament as a member of the Seminoles.

YEAR-BY-YEAR ALL-TIME INDIVIDUAL STATISTICS

1957-58

Record: 9-16	Home: 8-3	Away: 0-12	Neutral: 1-1				
Player	GP	FGM-FGA	Pct.	FTM-FTA	Pct.	Reb.-Avg.	Pts.-Avg.
Deckel	25	163-457	.357	99-134	.739		425-17.0
Durham	24	122-377	.324	124-154	.805	93-3.9	368-15.3
Liteky	25	96		78-97	.784		268-10.7
Strom	25	101-239	.423	50-64	.781		252-10.1
Boltz	25	81		32-58	.552	303-12.1	154-6.2
Garcia	22	32		28-41	.683		92-4.2
Savage	24	25		15-32	.469		65-2.7
Westhafer	14	8		7-13	.538		23-1.6
Casteel	16	6		8-17	.471		20-1.1
Williams	15	5		6-10	.600		16-1.1
Woodward	3	2		2-3	.667		6-2.0
Rodgers	1	0		0-0	.000		0-0.0
Gregory	1	0		0-0	.000		0-0.0
FSU	25	621		447-623	.717		1689-67.6
Opponents	25	697-1766	.395	454-691	.657	1848-73.9	1352-54.1

1958-59

Record: 8-15	Home: 7-3	Away: 1-10	Neutral: 0-2					
Player	G	FGM-FGA	Pct.	FT-FTA	Pct.	Reb.-Avg.	PF	Pts.-Avg.
Durham	23	171-415	.412	162-201	.806	66-3.7	57	504-21.9
Bates	23	179-495	.362	76-101	.752	102-4.4	75	434-18.9
Liteky	23	70-176	.398	59-83	.711	115-5.0	74	199-8.7
Tinsley	21	68-146	.466	27-61	.443	148-7.0	56	163-7.8
Savage	23	68-196	.347	32-67	.478	131-5.7	67	168-7.3
Boltz	23	52-153	.340	45-74	.608	264-11.5	95	149-6.5
Richter	14	43-85	.353	13-30	.433	65-6.1	24	73-5.2
Williams	20	19-59	.322	12-14	.857	19-1.0	22	59-2.6
Archer	13	6-16	.375	5-8	.625	17-1.3	11	17-1.3
Woodward	13	3-13	.231	4-4	1.000	0-0.0	3	10-0.8
Hohne	5	1-4	.250	1-2	.500	1-0.2	2	3-0.6
Hobbs	1	0-0	.000	0-1	.000	0-0.0	0	0-0.0
FSU	23	667-1758	.379	436-646	.675	1195-52.0	486	1770-77.0
Opponents	23	698-1684	.414	479-699	.685	1312-57.1	455	1875-81.5

1959-60

Record: 10-15	Home: 7-4	Away: 3-10	Neutral: 0-1				
Player	GP	FGM-FGA	Pct.	FTM-FTA	Pct.	Reb.-Avg.	Pts.-Avg.
Fedor	25	214-453	.472	102-131	.779	400-16.0	530-21.2
Richter	25	103-235	.438	64-106	.604	185-7.4	270-10.8
Davis	25	70-227	.308	88-134	.657	80-3.2	228-9.1
Swain	25	78-206	.379	50-89	.562	175-7.0	238-9.5
Ashworth	16	76-208	.365	24-41	.585	58-3.5	178-11.0
Savage	23	53-165	.296	44-83	.647	55-2.4	150-6.5
Woodward	14	48-109	.440	17-18	.944	13-0.9	113-8.1
Freudenstein	8	25-68	.368	14-24	.583	21-2.6	64-8.0
Edney	19	17-48	.354	29-46	.630	30-1.6	63-3.3
Colton	8	17-51	.333	12-15	.800	19-2.4	46-5.8
Whitehead	15	15-36	.417	12-17	.706	38-2.5	42-2.8
Smith	17	10-36	.278	9-17	.529	24-1.4	21-1.2
Casteel	12	5-21	.238	9-17	.529	18-1.5	19-1.6
Team						191	
FSU	25	731-1883	.388	466-713	.654	1305-52.2	1928-77.1
Opponents	25	718-1683	.427	514-783	.656	1328-53.1	1950-78.0

1960-61

Record: 14-10	Home: 8-1	Away: 6-7	Neutral: 0-2					
Player	G	FGM-FGA	Pct.	FTM-FTA	Pct.	Reb.-Avg.	PF	Pts.-Avg.
Fedor	24	185-365	.507	88-107	.804	338-14	70	456-19.0
Swain	24	168-313	.537	82-124	.661	188-7.8	69	418-17.4
Long	22	83-179	.464	27-48	.563	81-3.7	60	193-8.8
Davis	24	44-117	.376	78-102	.765	68-2.8	53	166-6.9
Ashworth	23	45-137	.328	31-43	.721	57-2.5	53	121-5.3
Coogle	22	36-80	.450	41-64	.641	64-2.9	45	113-5.1
Edney	18	21-57	.368	34-56	.607	28-1.6	22	76-4.2
Smith	10	15-34	.441	8-12	.667	18-1.8	17	38-3.8
Others	—	75-185	.405	55-78	.705	78	62	235
FSU	24	672-1467	.458	442-634	.697	1054-43.9	451	1786-74.4
Opponents	24	628-1501	.419	411-629	.653	1023-42.6	487	1659-69.5

1961-62

Record: 15-8								
Player	G	FGM-FGA	Pct.	FTM-FTA	Pct.	Reb.-Avg.	PF	Pts.-Avg.
Fedor	23	196-356	.522	98-125	.734	233-10.1	53	470-20.4
Swain	23	157-274	.573	82-91	.901	171-7.4	63	376-16.3
Long	23	128-260	.492	53-74	.716	95-4.1	69	309-13.4
Ricketts	21	62-112	.554	47-72	.653	62-2.9	32	171-8.1
Ashworth	23	44-109	.404	28-40	.700	54-2.2	45	116-5.0
Davis	22	39-95	.411	25-39	.641	49-2.2	45	103-4.7
Reeves	17	31-57	.544	20-35	.571	46-2.7	16	82-4.8
Ek	16	22-41	.537	7-12	.583	22-1.4	11	51-3.2
Dale	12	21-46	.457	8-10	.800	11-0.9	25	50-4.2
Coogle	12	11-22	.500	12-23	.522	13-1.1	15	34-2.8
Edney	9	8-14	.571	3-4	.750	8-0.9	9	19-2.1
FSU	23	709-1,386	.512	363-525	.691	897-39.0	383	1,781-77.4
Opponents	23	615-1,458	.422	337-482	.699	930-40.4	430	1,567-68.1

1962-63

Record: 15-10	Home: 8-3	Away: 4-7	Neutral: 3-0					
Player	G	FGM-FGA	Pct.	FT-FTA	Pct.	Reb.-Avg.	PF	Pts.-Avg.
Long	24	159-351	.511	77-109	.706	123-5.1	70	395-16.5
Shirley	25	118-235	.502	45-60	.750	199-7.9	67	281-11.2
Rogers	25	106-226	.469	57-85	.671	114-4.6	62	269-10.8
Reeves	24	70-130	.538	48-67	.552	115-4.8	32	188-7.8
Huge	25	78-192	.406	20-36	.556	126-5.1	76	176-7.1
Dale	24	57-135	.422	17-28	.607	63-2.2	69	131-5.5
Gonzalez	17	30-67	.448	21-41	.512	48-2.8	27	81-4.8
Ek	20	27-65	.415	13-23	.565	48-2.4	23	67-3.4
Ricketts	6	18-37	.486	20-26	.769	18-3.0	16	56-9.3
Winter	13	18-50	.360	7-9	.778	8-0.6	14	43-3.3
Lovell	21	19-51	.373	4-9	.444	33-1.6	22	42-2.0
Coogle	2	6-12	.500	0-1	.000	5-2.5	5	12-6.0
Giswald	7	1-2	.500	1-4	.250	3-0.4	5	3-0.4
FSU	25	707-1513	.467	330-517	.638	1047-41.9	448	1744-69.8
Opponents	25	599-1434	.418	482-678	.717	977-39.1	421	1680-67.2

1963-64

Record: 11-14	Home: 9-1	Away: 1-12	Neutral: 1-1					
Player	G	FGM-FGA	Pct.	FTM-FTA	Pct.	Reb.-Avg.	PF	Pts.-Avg.
Schull	25	128-257	.499	67-96	.698	179-7.2	66	323-12.9
Rogers	25	132-281	.469	54-81	.667	137-5.5	76	318-12.7
Shirley	25	113-259	.436	59-68	.868	155-6.2	63	285-11.4
Gonzalez	25	78-166	.469	59-73	.808	81-3.2	42	215-8.6
Peacock	23	79-159	.496	39-51	.765	44-1.9	53	197-8.6
Lovell	21	69-133	.518	27-40	.675	57-2.7	31	165-7.9
Huge	25	51-135	.377	21-30	.700	98-3.9	84	123-4.9
Leakley	21	30-94	.319	28-36	.778	30-1.4	16	88-4.2
Ek	21	21-52	.404	9-15	.600	19-0.9	13	51-2.4
Phillips	14	12-23	.522	18-34	.529	39-2.8	13	42-3.0
Wallace	7	7-10	.700	2-4	.500	10-1.4	8	16-2.3
Hinton	3	0-0	.000	1-1	1.000	2-0.7	3	1-0.3
Others	3	4-14	.286	3-3	1.000	3	11	
FSU	25	724-1583	.457	387-532	.727	975-39	471	1835-73.4
Opponents	25	686-1561	.439	466-637	.730	1074-42.9	447	1838-73.4

1964-65

Record: 16-10	Home: 9-1	Away: 4-5	Neutral: 2-4					
Player	G	FGM-FGA	Pct.	FTM-FTA	Pct.	Reb.-Avg.	PF	Pts.-Avg.
Shirley	23	146-300	.486	57-70	.814	168-7.3	72	349-15.2
Schull	26	120-263	.456	65-128	.663	123-10.5	71	325-12.5
Malmen	26	132-314	.420	58-69	.841	272-10.5	78	322-12.4
Lovell	25	88-172	.511	44-67	.657	74-2.9	53	220-8.8
Gonzalez	25	82-170	.482	75-103	.728	68-2.7	50	199-7.9
Peacock	26	68-150	.453	42-64	.656	69-2.3	77	178-6.8
Leakley	25	51-110	.463	25-29	.862	25-1.0	22	127-5.1
Fairchild	18	13-36	.361	16-22	.727	37-2.1	36	42-2.3
Phillips	24	13-39	.333	10-21	.476	43-1.8	41	36-1.5
Murphy	17	2-17	.118	13-20	.650	17-1.0	18	17-1.0
Rogers	3	1-1	1.000	0-0	.000	0-0.0	0	2-0.7
Delmer	1	1-2	.500	0-0	.000	2-0.2	2	2-2.0
FSU	26	697-1574	.444	425-593	.716	1058-40.6	520	1819-69.9
Opponents	26	629-1444	.434	505-704	.717	1001-38.5	490	1819-69.9

1965-66

Record: 15-11	Home: 13-1	Away: 1-8	Neutral: 1-2					
Player	G	FGM-FGA	Pct.	FTM-FTA	Pct.	Reb.-Avg.	PF	Pts.-Avg.
Schull	25	155-302	.514	164-237	.687	317	62-3	474-19.0
Lytle	25	116-254	.457	88-116	.			

YEAR-BY-YEAR ALL-TIME INDIVIDUAL STATISTICS

1966-67

Record: 11-15		Home: 7-3		Away: 4-12		Neutral: 0-0			
Player	G	FGM-FGA	Pct.	FT-FTA	Pct.	Reb.-Avg.	PF	Pts.-Avg.	
Glenn	25	177-376	.471	36-45	.800	184-7.4	50	390-15.6	
Hogan	26	143-292	.490	85-115	.739	81-3.1	59	372-14.3	
Morrison	26	117-303	.386	62-81	.765	70-2.7	80	296-11.4	
Stewart	26	102-229	.445	73-113	.646	108-4.2	98	277-10.7	
Danford	26	92-182	.505	51-84	.607	197-7.6	103	235-9.0	
Doyle	24	45-91	.495	41-66	.621	83-3.5	59	131-5.5	
Ross	25	23-62	.371	33-44	.750	84-3.4	45	79-3.2	
Murphy	24	15-44	.341	19-30	.633	49-2.0	34	49-2.0	
Summers	7	3-5	.600	0-1	.000	3-0.43	1	6-0.86	
Campbell	3	0-6	.000	0-0	—	6-2.0	2	0-0.0	
Others	5	4-8	.500	2-2	1.000	7-1.4	4	10-2.0	
FSU	26	721-1596	.452	402-581	.672	1037-39.9	533	1844-71.0	
Opponents	26	725-1634	.444	486-702	.692	1200-50.0	455	1936-74.5	

1967-68



Record: 19-8		Home: 12-1		Away: 5-5		Neutral: 2-2			
Player	G	FGM-FGA	Pct.	FT-FTA	Pct.	Reb.-Avg.	PF	Pts.-Avg.	
Cowens	27	206-383	.538	96-131	.733	456-17.0	103	508-18.8	
Hogan	27	168-346	.483	91-110	.827	80-2.2	64	427-15.8	
Gies	27	129-231	.555	86-108	.796	221-8.2	54	342-12.7	
Stewart	27	103-223	.462	60-82	.732	93-3.4	88	266-9.9	
Danford	27	96-189	.508	48-80	.600	222-8.2	86	240-8.9	
Klay	27	99-220	.450	24-34	.706	98-3.6	44	222-8.2	
Cable	26	62-126	.492	42-50	.840	26-1.0	36	166-6.4	
Depathy	27	53-123	.431	24-40	.600	46-1.7	27	130-4.8	
Ross	23	22-66	.333	34-66	.607	74-3.2	40	76-3.4	
Reynolds	15	13-36	.361	6-26	.231	74-5.0	11	42-2.8	
Doyle	17	5-13	.385	6-5	1.000	24-1.4	7	15-0.9	
Barrow	3	1-2	.500	0-0	.000	0-0	1	2-0.67	
FSU	27	956-1960	.490	526-722	.730	1388-51.4	561	2438-90.3	
Opponents	27	783-1911	.415	532-736	.723	1134-42.0	534	2118-78.4	

1968-69

Record: 18-8		Home: 10-3		Away: 6-5		Neutral: 2-0			
Player	G	FGM-FGA	Pct.	FT-FTA	Pct.	Reb.-Avg.	PF	AT	Pts.-Avg.
Cowens	25	202-384	.526	104-164	.634	437-17.5	76	71	508-20.3
Young	26	157-336	.467	76-102	.745	115-4.5	75	155	390-15.0
Hogan	26	155-335	.463	56-80	.700	55-2.1	64	78	366-14.1
Klay	25	94-198	.475	27-36	.750	93-3.7	50	24	215-8.6
Williams	26	83-191	.435	37-71	.521	249-9.6	76	23	211-8.1
Gies	26	80-129	.620	40-62	.645	128-4.9	55	21	200-7.7
Cable	26	48-114	.421	29-40	.725	15-0.6	17	20	125-4.8
Burt	23	46-124	.371	18-37	.486	81-3.5	44	18	110-4.8
Bush	19	41-88	.466	13-21	.619	39-2.0	20	17	97-5.1
Reynolds	13	11-36	.306	2-4	.500	12-0.9	4	7	24-1.8
Macomber	12	5-12	.417	2-5	.400	11-0.9	6	0	12-1.0
Macklin	7	3-15	.200	4-8	.500	7-1.0	3	2	10-1.4
Kimrey	4	0-3	.000	3-4	.750	1-0.3	0	0	3-0.8
FSU	26	925-1965	.471	412-633	.651	1336-51.4	494	436	2260-86.9
Opponents	26	774-1708	.453	498-688	.724	1039-40.0	467	308	2056-79.1

1969-70

Record: 23-3		Home: 12-0		Away: 9-3		Neutral: 2-0			
Player	G	FGM-FGA	Pct.	FT-FTA	Pct.	Reb.-Avg.	PF	AT	Pts.-Avg.
Cowens	26	174-355	.490	115-169	.676	447-17.2	86	79	463-17.8
Williams	26	165-291	.567	69-113	.611	285-11.0	85	19	439-17.0
Young	26	151-340	.444	59-80	.738	92-3.5	79	127	361-13.9
Macklin	26	116-249	.466	51-57	.895	63-2.4	75	64	263-10.9
Enzy	26	99-209	.471	65-96	.677	135-5.2	43	24	281-10.0
Harris	26	70-181	.387	46-54	.852	122-4.7	39	31	186-7.2
Cable	24	39-84	.464	35-49	.714	26-1.1	28	12	113-4.7
Garrett	18	36-79	.456	29-37	.784	59-3.3	26	5	101-5.6
Gies	25	37-68	.544	27-36	.750	83-3.3	30	12	101-4.0
Burt	19	22-50	.440	8-13	.615	25-1.3	16	7	52-2.5
Glover	13	7-35	.200	3-10	.300	8-0.6	6	10	17-1.3
Macomber	9	4-8	.500	0-1	.000	10-1.1	2	0	8-0.9
Kimrey	2	0-1	.000	0-0	—	4-2.0	2	1	0-0.0
FSU	26	939-1950	.481	507-705	.718	1451-55.8	517	411	2385-91.7
Opponents	26	743-1837	.404	469-687	.686	1070-41.2	508	296	1955-75.2



Wayne Smalls (top right) is one of 36 players in school history to have scored 1,000 or more career points. He scored 1,105 points and averaged 9.8 points per game during his four-year career as a Seminole.

Ray Swain (right) made 15 field goals against Tampa on Feb. 26, 1962. His total is tied for the 10th-best single-game effort in school history. He averaged 16.3 points per game during the 1961-62 season.

YEAR-BY-YEAR ALL-TIME INDIVIDUAL STATISTICS

1970-71

Record:	17-9	Home:	12-2	Away:	4-5	Neutral:	1-2							
Player	G	FGM-FGA	Pct.	FT-FTA	Pct.	Reb.-Avg.	PF	AT	Pts.-Avg.					
King	26	262-521	.503	65-91	.714	130-5.0	54	51	589-22.7					
Royals	26	191-384	.497	89-122	.730	390-15.0	90	36	471-18.1					
Elzy	26	142-268	.534	77-126	.611	208-8.0	57	42	361-13.9					
Garnatt	26	130-269	.483	68-104	.654	213-8.2	69	36	328-12.5					
Petty	26	75-172	.436	47-80	.783	64-2.5	65	227	197-7.5					
Harris	26	60-140	.429	14-25	.560	99-3.8	25	28	134-5.2					
Young	22	53-141	.376	7-13	.538	35-1.6	50	38	113-5.1					
Gay	20	29-60	.483	11-18	.611	55-2.8	21	13	69-3.5					
Samuel	15	21-62	.339	15-18	.833	14-0.9	12	15	57-3.8					
Burt	13	16-38	.421	2-4	.500	24-1.8	8	7	34-2.6					
Macomber	13	8-22	.364	5-10	.500	27-2.1	11	6	21-1.6					
Neimergut	1	1-3	.333	0-1	.000	1-1.0	0	0	2-2.0					
Glover	1	2-2	1.000	0-0	---	0-0.0	0	0	4-4.0					
FSU	26	990-2082	.476	400-592	.675	1388-53.4	482	499	2380-91.5					
Opponents	26	842-1943	.433	401-612	.655	1208-46.5	534	389	2085-80.2					

1974-75

Record:	18-8	Home:	15-1	Away:	3-7	Neutral:	0-0							
Player	G	FGM-FGA	Pct.	FT-FTA	Pct.	Reb.-Avg.	PF	AT	Pts.-Avg.					
Warren	25	172-363	.474	56-72	.778	139-5.6	82	60	400-16.0					
Grady	26	154-265	.581	37-65	.569	267-10.3	72	23	345-13.3					
Elzy	26	141-314	.449	33-43	.767	68-2.6	61	110	315-12.1					
Perkins	26	126-255	.494	49-79	.620	191-7.3	70	42	301-11.6					
Davis	26	104-185	.562	27-41	.659	147-5.7	53	34	235-9.0					
Harris	26	91-179	.508	41-61	.672	80-3.1	77	73	223-8.6					
Mann	25	58-117	.496	16-25	.640	59-2.4	53	17	132-5.3					
Byrd	26	52-108	.481	23-41	.561	15-0.6	30	60	127-4.9					
Chasseee	19	17-31	.548	8-18	.444	38-2.0	12	6	42-2.2					
Satt	12	12-26	.462	0-1	.000	2-0.2	2	0	24-2.0					
Gilbert	6	2-2	1.000	3-7	.429	1-0.2	0	0	7-1.2					
Harrison	4	2-5	.400	0-2	.000	6-1.5	2	0	4-1.0					
Brooke	4	1-8	.125	1-1	1.000	6-1.5	3	0	3-0.8					
FSU	26	932-1858	.502	294-456	.645	1099-42.3	571	425	2158-83.0					
Opponents	26	766-1732	.442	330-474	.696	1019-39.2	521	335	1862-71.6					

1971-72

Record:	12-16	Home:	11-1	Away:	6-4	Neutral:	10-1							
Player	G	FGM-FGA	Pct.	FT-FTA	Pct.	Reb.-Avg.	PF	AT	Pts.-Avg.					
King	32	239-558	.428	95-126	.754	192-6.0	58	60	573-17.9					
Royals	32	196-415	.472	109-159	.686	351-11.0	101	65	601-18.7					
Garrett	32	169-352	.480	80-109	.734	253-7.9	76	57	418-13.0					
McCray	32	166-300	.554	52-89	.584	263-8.2	106	32	384-12.0					
Harris	32	104-232	.448	50-74	.676	161-5.0	56	52	258-8.1					
Samuel	30	71-152	.467	55-74	.743	50-1.6	30	120	197-6.2					
Petty	31	66-149	.443	72-101	.713	63-2.0	68	173	204-6.4					
Cole	23	68-150	.453	33-47	.705	59-1.8	42	41	171-7.3					
Gay	22	29-52	.558	10-16	.625	42-1.3	22	9	69-3.1					
Amick	11	3-10	.300	3-3	1.000	5-0.5	5	1	9-0.8					
Calkin	3	0-0	---	0-1	.000	1-0.3	0	1	0-0.0					
Fryer	2	0-1	.000	0-1	.000	1-0.5	0	0	0-0.0					
Wright	2	0-1	.000	0-0	---	2-1.0	0	0	0-0.0					
FSU	33	1110-2372	.468	561-800	.701	1608-50.3	564	634	2781-86.9					
Opponents	33	904-2153	.420	478-722	.662	1386-43.3	597	470	2286-71.4					

1975-76

Record:	21-6	Home:	13-0	Away:	6-3	Neutral:	2-3							
Player	G	FGM-FGA	Pct.	FT-FTA	Pct.	Reb.-Avg.	PF	AT	Pts.-Avg.					
Thompson	27	166-356	.466	58-78	.744	203-7.5	65	52	390-14.4					
Davis	27	143-224	.638	45-71	.634	107-6.2	80	65	331-12.3					
Warren	27	122-311	.392	24-37	.649	102-3.8	58	52	268-9.9					
Grady	27	94-176	.534	32-48	.667	203-7.5	66	25	220-8.1					
Harris	27	86-174	.494	44-58	.759	70-2.6	71	53	218-8.0					
Allan	26	89-169	.527	37-50	.740	73-3.0	63	28	215-8.3					
Byrd	26	84-167	.503	40-55	.727	35-1.3	41	91	208-8.0					
Smalls	25	82-160	.513	20-31	.645	62-2.9	39	45	184-7.4					
Perkins	27	69-166	.416	34-58	.586	126-4.7	59	24	172-6.4					
Smith	20	21-39	.538	16-21	.762	51-2.6	41	24	58-2.9					
Kundlid	6	0-7	.000	0-0	---	3-0.5	2	0	0-0.0					
FSU	27	956-1949	.491	350-507	.690	1168-43.3	585	459	2264-83.9					
Opponents	27	751-1668	.450	360-540	.667	980-36.3	538	361	1862-69.9					

1972-73

Record:	18-8	Home:	11-1	Away:	2-3	Neutral:	5-4							
Player	G	FGM-FGA	Pct.	FT-FTA	Pct.	Reb.-Avg.	PF	AT	Pts.-Avg.					
Royals	26	193-392	.510	44-68	.647	265-10.2	75	81	430-16.5					
McCray	26	170-293	.580	41-71	.577	242-9.3	77	9	381-14.7					
Cole	26	138-263	.488	28-40	.700	75-2.9	67	77	304-11.7					
Clyde	19	111-216	.514	25-37	.676	131-6.9	50	37	247-13.0					
Petty	25	86-209	.411	32-50	.640	85-2.2	69	202	204-8.2					
Johnson	26	85-172	.500	27-47	.574	155-6.0	32	23	199-7.7					
Gay	22	45-104	.433	14-30	.467	83-3.8	3	26	101-4.6					
Grady	21	38-58	.655	23-42	.548	73-3.5	17	7	99-4.7					
King	6	41-91	.451	8-13	.615	17-3.3	10	8	90-15.0					
Burke	22	27-63	.429	5-6	.833	17-0.8	14	39	58-2.7					
Stitt	2	2-7	.286	0-0	---	2-1.0	0	0	4-2.0					
Brownyard	5	1-5	.200	0-0	---	0-0.0	2	0	2-0.4					
Perkins	3	0-2	.000	0-0	---	1-0.3	0	1	0-0.0					
FSU	26	938-1886	.498	244-401	.608	1250-48.0	452	513	2120-81.6					
Opponents	26	779-1817	.429	302-427	.707	1022-39.3	443	367	1860-71.5					

1976-77

Record:	16-11	Home:	8-2	Away:	4-5	Neutral:	4-4							
Player	G	FGM-FGA	Pct.	FT-FTA	Pct.	Reb.-Avg.	PF	AT	Pts.-Avg.					
Thompson	27	230-495	.464	40-69	.579	205-7.5	83	29	500-18.5					
Davis	27	176-310	.567	50-92	.543	212-7.8	100	39	402-14.8					
Byrd	27	147-285	.515	96-116	.827	41-1.5	55	159	390-14.4					
Smalls	27	129-289	.446	26-31	.838	86-3.1	71	75	284-10.5					
Smith	27	76-173	.439	32-50	.640	141-5.2	96	58	184-6.8					
Anderson	27	65-105	.619	31-52	.596	140-5.1	56	23	161-5.9					
Dillard	25	53-110	.481	40-61	.655	29-1.1	53	35	148-5.8					
Brown	18	38-50	.760	18-28	.642	47-2.6	22	1	94-5.2					
Jackson	19	8-24	.333	12-22	.545	13-0.6	13	21	28-1.4					
Kuhl	12	5-11	.454	4-4	1.000	19-1.5	13	3	14-1.1					
Kundlid	1	0-0	.000	1-2	.500	0-0.0	0	1	1-1.0					
Velica	7	3-7	.428	0-4	.000	2-0.2	1	1	6-0.8					
Others	5	15-29	.517	11-16	.687	20-4.0	17	2	41-8.2					
FSU	27	945-1888	.500	361-547	.659	1056-39.1	580	447	2251-83.3					
Opponents	27	839-1735	.482	405-563	.719	1190-38.1	559	381	2083-77.1					

1973-74

Record:	18-8	Home:	10-0	Away:	2-5	Neutral:	6-3							
Player	G	FGM-FGA	Pct.	FT-FTA	Pct.	Reb.-Avg.	PF	AT	Pts.-Avg.					
Warren	26	179-395	.453	82-103	.796	161-6.2	78	68	440-16.9					
Cole	26	158-365	.433	34-47	.723	80-3.1	61	96	350-13.5					
McCray	26	156-303	.514	34-63	.540	254-9.8	89	14	346-13.3					
Grady	26	116-209	.551	45-65	.692	250-9.6	51	24	275-10.6					
Smalls	26	105-244	.430	23-30	.767	54-2.1	48	43	233-9.0					
Perkins	26	98-203	.482	34-51	.667	207-8.0	62	20	230-8.8					
Harris	26	65-128	.508	48-59	.814	50-1.9	68	69	178-6.8					
Byrd	26	58-132	.439	27-37	.730	39-1.5	35	91	143-5.5					
Aldridge	14	13-31	.419	13-16	.813	18-1.4	4	5	39-2.8					
Chasseee	14	16-26	.615	3-12	.250	24-1.7	10	3	35-2.5					
Burke	6	6-12	.500	0-0	---	4-0.7	0	2	12-2.0					
Harrison	4	2-3	.667	2-5	.400	5-0.8	1	1	6-1.5					
Brownyard	4	0-1	.000	2-3	.667	0-0.0	2	1	2-0.5					
Abraham	4	0-3	.000	0-0	---	2-0.5	0	0	0-0.0					
Stitt	1	0-0	---	0-0	---	0	0	0	0-0.0					
FSU	26	971-2055	.472	347-491	.707	1230-47.3	509	436	2289-88.0					
Opponents</														

YEAR-BY-YEAR ALL-TIME INDIVIDUAL STATISTICS

1978-79

Record: 19-10		Home: 9-1			Away: 7-7			Neutral: 3-2										
Player	G	Min.	FG-FGA	Pct.	FT-FTA	Pct.	Reb-Avg.	PF-DQ	AT	BL	ST	Pts.	Avg.					
Brown	29	1010	237-343	.691	155-218	.711	242-8.3	92-4	20	25	22	629	21.7					
Anderson	24	775	105-179	.587	66-81	.815	175-7.3	70-1	29	10	17	276	11.5					
Chatman	29	764	122-270	.452	50-78	.653	127-4.4	69-1	23	13	42	294	10.1					
Jackson	29	1039	105-281	.377	44-84	.524	72-2.5	89-4	158	0	58	256	8.8					
Bozeman	29	616	94-207	.454	36-55	.655	89-3.1	97-1	19	5	23	224	7.7					
Parks	29	736	80-160	.500	48-60	.800	42-1.5	80-3	97	3	32	208	7.2					
Mann	29	518	72-161	.447	23-42	.548	96-3.3	71-2	10	2	16	167	5.8					
Tookes	25	244	31-68	.456	11-19	.579	67-2.7	40-0	6	3	5	73	2.9					
Kuhl	11	62	15-19	.789	2-2	1.000	10-0.9	12-0	3	0	2	32	2.9					
Cox	7	21	4-7	.571	7-9	.778	2-0.3	11-1	2	0	2	15	2.1					
Collinsworth	6	24	3-7	.429	5-7	.714	8-1.3	2-0	1	0	0	11	1.8					
Dillard	2	66	13-26	.500	14-16	.875	8-4.0	5-0	5	0	4	40	20.0					
FSU	29	5875	682-1728	.510	461-672	.686	1022-35.2	637-23	379	61	223	2225	76.7					
Opponents	29	5875	829-1656	.501	476-674	.706	889-30.7	626-35	316	84	193	2134	73.6					

1979-80

Record: 22-9		Home: 10-3			Away: 7-5			Neutral: 5-1										
Player	G	Min.	FG-FGA	Pct.	FT-FTA	Pct.	Reb-Avg.	PF-DQ	AT	BL	ST	Pts.	Avg.					
Dillard	31	1090	239-458	.521	151-197	.766	130-4.1	93-2	72	13	53	635	20.4					
Brown	31	1097	230-356	.646	119-172	.691	238-7.6	85-1	19	16	13	578	18.6					
Rolle	31	999	197-322	.611	82-142	.577	245-7.9	98-4	25	42	15	476	15.3					
Arnold	23	432	68-167	.407	64-89	.719	31-1.3	50-0	41	2	17	200	8.6					
Parks	31	657	93-188	.494	56-77	.727	69-2.2	75-2	83	4	28	243	7.8					
Jackson	31	1146	74-173	.427	26-45	.577	76-2.4	87-3	213	8	65	174	5.6					
Tookes	31	430	53-112	.473	22-29	.758	118-3.8	44-0	11	3	9	128	4.1					
Collinsworth	9	39	3-9	.333	4-4	1.000	8-0.9	10-0	1	2	1	10	1.1					
Cox	12	54	3-10	.300	5-11	.454	7-0.5	7-0	4	0	1	11	0.9					
Young	4	11	1-3	.333	1-5	.200	1-0.2	2-0	0	0	0	3	0.7					
Haynes	5	13	1-4	.250	1-2	.500	1-0.2	3-0	0	0	0	3	0.6					
FSU	31	6170	984-1811	.532	529-772	.685	1021-32.9	556-13	471	90	204	2461	79.3					
Opponents	31	6170	968-1942	.498	383-559	.665	1018-32.8	669-31	405	99	234	2319	74.8					

1980-81



Record: 17-11		Home: 8-2			Away: 5-6			Neutral: 4-3										
Player	G	Min.	FG-FGA	Pct.	FT-FTA	Pct.	Reb-Avg.	PF-DQ	AT	BL	ST	Pts.	Avg.					
Dillard	28	955-35.2	182-372	.489	151-190	.794	98-3.5	100-6	91	11	52	515	18.3					
Rolle	28	900-32.1	168-297	.565	111-185	.599	257-9.1	100-3	10	47	15	447	15.9					
Bozeman	28	727-26.0	122-235	.519	44-75	.586	108-3.8	94-5	25	3	21	288	10.2					
Anderson	27	906-33.6	108-182	.593	59-78	.756	206-7.6	71-4	31	18	32	275	10.1					
Parks	28	834-29.8	70-167	.419	49-69	.710	65-2.3	82-4	91	6	30	189	6.7					
Arnold	26	438-16.8	53-137	.386	52-67	.776	45-1.7	56-0	23	2	14	158	6.0					
Tookes	12	120-10.0	16-50	.320	16-17	.941	25-2.1	9-0	0	1	2	48	4.0					
Gilmore	26	510-19.2	33-74	.445	26-48	.541	65-2.3	43-0	7	8	9	92	3.2					
Groomes	18	107-5.9	11-27	.407	14-22	.636	35-1.9	23-0	0	0	8	36	2.0					
Collinsworth	11	48-4.4	6-13	.461	0-1	.000	11-1.0	15-0	3	1	1	12	1.1					
Young	15	106-7.1	3-18	.167	3-4	.750	3-0.2	8-0	5	0	6	9	0.6					
Dillard	6	13-2.2	0-3	.000	0-0	.000	0-0.0	1-0	1	1	0	0	0.0					
Kuhl	2	3-1.5	0-2	.000	0-0	.000	1-0.5	0-0	0	0	0	0	0.0					
Matchett	2	3-1.5	0-1	.000	0-0	.000	0-0.0	1-0	0	0	0	0	0.0					
FSU	28	5700	772-1578	.488	525-766	.685	1028-36.7	603-22	287	98	190	2069	73.8					
Opponents	28	5700	770-1675	.459	457-654	.698	956-34.1	661-43	323	72	208	1993	71.1					

1981-82

Record: 11-17		Home: 5-8			Away: 3-7			Neutral: 3-2										
Player	G	Min.	FG-FGA	Pct.	FT-FTA	Pct.	Reb-Avg.	PF-DQ	AT	BL	ST	Pts.	Avg.					
Wiggins	22	808	223-388	.574	77-102	.754	213-9.7	61-1	40	4	37	523	23.8					
William	28	938	167-365	.457	33-40	.825	61-2.2	76-5	111	3	66	367	13.1					
Gilmore	28	790	125-236	.529	53-90	.589	138-4.9	95-5	15	20	16	303	10.8					
Johnson	28	831	98-210	.466	88-118	.745	132-4.7	92-5	74	6	18	284	10.1					
Speights	28	770	98-200	.490	28-58	.482	133-4.7	68-1	12	5	16	224	8.0					
Myrick	28	630	71-159	.440	43-70	.614	85-3.0	67-5	43	5	30	185	6.6					
Phillip	21	243	25-55	.454	18-25	.720	45-2.1	45-3	2	0	8	88	4.2					
Miles	22	269	16-39	.410	8-11	.727	34-1.5	27-0	5	2	2	40	1.8					
Watson	26	245	12-41	.285	11-13	.846	16-0.6	18-0	20	0	10	35	1.3					
Wilkes	12	45	5-14	.357	4-7	.571	3-0.2	6-0	4	0	6	14	1.2					
Coleman	3	4	1-1	1.000	0-0	.000	1-0.3	1-0	0	0	0	2	0.6					
Crawford	5	7	0-3	.000	1-2	.500	3-0.6	0-0	0	0	0	0	0.0					
FSU	28	5650	850-1740	.488	368-548	.671	967-34.5	570	328	45	210	2068	73.8					
Opponents	28	5650	851-1662	.512	418-623	.670	936-33.4	540	407	84	191	2120	75.7					

1982-83

Record: 14-14		Home: 8-5			Away: 4-7			Neutral: 2-2										
Player	G	Min.	FG-FGA	Pct.	FT-FTA	Pct.	Reb-Avg.	PF-DQ	AST	BL	ST	Pts.	Avg.					
Wiggins	24-24	873	216-410	.527	112-147	.762	196-8.2	82-5	39			544	22.7					
Martello	22-22	664	122-244	.500	63-82	.768	120-5.4	68-5	35			307	13.9					
William	28-27	970	155-340	.465	50-70	.714	48-1.7	62-1	156			368	13.1					
Johnson	28-15	746	93-173	.538	53-82	.646	122-4.4	78-2	25			239	8.5					
Arnold	27-16	551	72-140	.514	57-74	.770	70-2.6	59-3	25			201	7.4					
Myrick	28-7	495	56-119	.471	36-53	.679	76-2.7	56-4	24			148	5.3					
Speights	22-6	292	23-69	.333	35-51	.686	55-2.5	33-1	5			81	3.7					
Miles	26-7	420	24-60	.400	19-24	.792	61-2.3	36-3	14			67	2.6					
Phillip	27-10	296	25-63	.397	18-32	.563	59-2.2	67-2	7			68	2.6					
Watson	22-1	176	8-29	.276	11-12	.916	12-0.5	17-0	17			27	1.2					
Wilkes	10-0	16	2-7	.286	0-1	.000	4-0.4	7-0	2			4	0.4					
FSU	28	5875	826-1716	.481	470-653	.719	958-34.2	602	353	212	75.8	2122	75.8					
Opponents	28	5875	845-1665	.507	473-656	.721	954-34.1	597	374	216	77.3	2163	77.3					



Ian Morrison (top) attempted 31 field goals against Tampa on Feb. 27, 1967. His total stands as the fourth highest single-game total in school history. Morrison averaged 11.4 points per game that season.
Burt Deckel (above) attempted 457 field goals during the 1957-58 season - a total that ranks as the 15th highest single-season total in school history.

YEAR-BY-YEAR ALL-TIME INDIVIDUAL STATISTICS

1983-84

Record: 20-11	Home: 13-3	Away: 5-7	Neutral: 2-1											
Player	G-GS	Min-Avg.	FG-FGA	Pct.	FT-FTA	Pct.	Reb-Avg.	PF-DQ	AT	TO	BL	ST	Pts.-Avg.	
Gipson	31-31	1086-35.0	260-497	.523	106-173	.613	208-6.7	74-0	19	47	55	21	626-20.2	
Martello	31-31	956-30.8	180-322	.559	67-86	.779	172-5.5	82-2	63	53	6	32	427-13.8	
Shaffer	31-31	1025-33.1	132-230	.574	44-61	.721	106-3.4	83-4	146	104	9	70	308-9.9	
Allen	30-29	879-29.3	109-211	.517	37-73	.507	149-4.9	99-6	6	35	23	25	255-8.5	
William	28-27	996-35.6	103-201	.512	30-44	.682	60-2.1	75-3	215	131	2	62	238-7.4	
Arnold	31-1	415-13.4	55-102	.539	85-101	.842	76-2.5	37-0	25	27	2	17	195-6.3	
Myrick	30-1	333-11.1	43-91	.473	20-30	.667	69-2.3	44-0	23	30	5	17	106-3.5	
Speights	21-0	180-8.6	21-40	.525	11-18	.611	48-2.3	25-0	9	21	0	2	53-2.5	
Mies	17-0	125-7.3	12-22	.545	8-18	.444	25-1.5	22-0	4	5	0	1	32-1.9	
Farrar	25-4	165-7.4	15-38	.395	10-12	.833	12-0.5	19-1	16	18	0	12	40-1.6	
Johnson	12-0	48-4.0	4-12	.333	6-10	.600	7-0.6	4-0	7	5	3	1	14-1.2	
Watson	4-0	18-4.5	2-3	.667	1-2	.500	2-0.5	1-0	7	2	0	1	5-1.3	
FSU	31	6250	936-1789	.529	426-630	.676	999-32.2	569	534	477	105	261	2298-74.1	
Opponents	31	6250	867-1837	.472	395-602	.656	1025-33.1	587	440	487	59	208	2129-68.7	

1984-85

Record: 14-16	Home: 9-5	Away: 2-9	Neutral: 3-2											
Player	G-GS	Min-Avg.	FG-FGA	Pct.	FT-FTA	Pct.	Tot-Avg.	PF-DQ	AT	TO	BL	ST	Pts.-Avg.	
Gipson	30-30	1040-35.0	236-489	.483	96-150	.640	234-7.8	87-2	32	58	47	21	568-18.9	
Allen	28-27	901-32.2	187-352	.531	82-101	.814	190-6.8	83-4	14	43	28	37	436-15.6	
Farrar	30-30	1005-33.5	138-271	.509	40-55	.727	86-2.9	92-6	110	78	8	42	316-10.5	
Shaffer	28-24	849-30.3	121-267	.453	49-74	.662	96-3.4	88-4	171	84	6	81	292-10.4	
Myrick	30-29	976-32.5	116-237	.489	70-101	.693	186-6.2	88-5	75	69	16	46	302-10.1	
Fitchett	29-5	661-22.8	74-121	.612	51-74	.689	109-3.8	58-2	24	21	16	19	198-6.8	
Speights	19-0	198-10.4	28-52	.538	30-45	.667	68-3.6	20-0	12	24	2	6	86-4.5	
Carter	14-0	53-3.8	10-23	.435	4-6	.667	13-0.9	12-0	2	3	1	2	24-1.7	
Mabry	23-0	123-5.3	9-25	.360	8-15	.533	6-0.3	21-1	25	23	0	6	26-1.1	
Martin	11-0	40-3.6	2-6	.333	3-3	1.000	7-0.6	5-0	0	2	0	0	7-0.6	
FSU	30	6025	935-1877	.498	432-646	.669	1101-36.7	564	484	416	124	266	2302-76.7	
Opponents	30	6025	860-1854	.464	434-633	.686	1075-35.8	600	374	438	71	186	2154-71.8	

1985-86

Record: 12-17	Home: 11-4	Away: 0-12	Neutral: 1-1											
Player	G-GS	Min-Avg.	FG-FGA	Pct.	FT-FTA	Pct.	Tot-Avg.	PF-DQ	AT	TO	BL	ST	Pts.-Avg.	
Barber	29-26	933-32.2	204-402	.507	78-102	.765	69-2.4	60-1	146	138	4	52	456-16.9	
Allen	27-26	849-31.4	152-303	.461	67-112	.598	163-6.2	88-6	18	47	30	32	371-13.7	
Davis	25-24	784-31.4	129-237	.544	42-52	.808	110-4.4	58-30	97	63	3	32	300-12.0	
Fitchett	29-29	865-29.8	126-205	.615	43-61	.705	130-4.5	62-1	31	54	24	30	295-10.2	
Choice	24-9	571-23.8	88-182	.484	63-79	.797	103-4.5	62-1	7	38	14	8	239-10.0	
Shaffer	23-18	603-26.2	68-144	.472	41-58	.707	98-4.3	78-5	85	58	9	30	177-7.7	
Hunter	28-9	461-16.5	89-158	.557	14-32	.438	130-4.6	57-1	9	22	6	12	190-6.8	
McCloud	27-1	239-10.5	42-87	.483	31-49	.633	49-1.8	35-0	26	44	2	13	115-4.4	
Karasek	11-2	117-10.6	11-30	.367	7-10	.700	29-1.9	18-1	5	8	1	2	29-2.6	
Mabry	14-0	56-4.1	7-15	.467	16-18	.889	6-0.4	7-0	8	6	0	3	30-2.2	
Mateer	23-1	223-9.7	20-43	.465	6-11	.545	46-2.0	34-0	29	31	0	11	46-2.0	
Carter	13-0	45-3.5	10-22	.454	4-6	.667	24-1.9	8-0	0	9	3	2	24-1.9	
Larsen	4-0	10-2.5	0-3	.000	2-3	.667	2-0.5	1-0	0	1	1	1	2-0.5	
FSU	29	5800	945-1858	.509	414-593	.698	980-33.8	588	461	519	97	228	2304-79.4	
Opponents	29	5800	950-1899	.500	457-632	.723	1088-37.5	559	457	508	72	187	2357-81.3	

1986-87

Record: 19-11	Home: 14-2	Away: 2-8	Neutral: 2-1												
Player	G-GS	Min-Avg.	FG-FGA	Pct.	3P-3PA	Pct.	FT-FTA	Pct.	Reb-Avg.	PF-DQ	AT	TO	BL	ST	Pts.-Avg.
Barber	30-29	1033-34.4	191-400	.478	72-161	.447	122-152	.803	69-2.3	77-2	144	102	4	38	576-19.2
Davis	30-28	867-31.9	150-311	.482	80-175	.457	54-71	.761	123-4.1	65-3	91	66	3	37	434-14.5
Allen	30-29	954-31.9	144-312	.462	0-2	.000	88-127	.693	235-7.8	98-3	28	35	22	22	376-12.6
Fitchett	30-24	835-27.8	135-238	.572	10-25	.400	59-72	.819	155-5.4	69-4	32	45	26	17	339-11.3
Choice	30-19	653-21.8	102-189	.540	0-2	.000	32-49	.653	126-4.2	76-0	6	44	22	16	236-7.9
McCloud	30-4	590-19.7	87-197	.442	14-47	.298	42-68	.618	126-4.2	57-0	43	53	2	4	230-7.7
Karasek	27-10	474-17.6	65-132	.492	0-0	.000	29-50	.580	104-3.9	76-2	7	45	1	5	159-5.9
Hunter	29-4	354-12.2	63-128	.492	0-0	.000	16-37	.432	111-3.8	49-0	4	21	8	10	142-4.9
Mateer	20-0	171-8.6	3-20	.150	2-14	.143	4-9	.444	111-6.6	14-0	25	21	0	8	12-0.6
Carter	7-0	20-2.9	2-10	.200	0-1	.000	2-2	1.000	5-0.7	7-0	0	2	0	1	6-0.9
MacPhee	5-0	9-1.8	0-5	.000	0-1	.000	0-1	.000	1-0.2	2-0	1	2	0	1	0-0.0
FSU	30	6050	942-1940	.486	178-428	.416	448-638	.702	1161-38.7	589-14	381	436	88	159	2510-83.7
Opponents	30	6050	899-2026	.444	118-295	.400	435-632	.688	1153-38.4	598-24	330	426	93	153	2351-78.4

1987-88

Record: 19-11	Home: 13-2	Away: 2-6	Neutral: 3-3												
Player	G-GS	Min-Avg.	FG-FGA	Pct.	3P-3PA	Pct.	FT-FTA	Pct.	Reb-Avg.	PF-DQ	AT	TO	BL	ST	Pts.-Avg.
McCloud	30-30	902-30.1	193-403	.479	72-159	.453	88-112	.786	111-3.7	69-3	105	85	6	34	546-18.2
Dawson	30-29	904-30.1	212-393	.539	1-5	.200	111-153	.725	228-7.6	94-4	25	65	8	20	536-17.9
Mayes	30-29	760-26.0	142-299	.475	46-100	.460	66-90	.733	63-2.8	89-4	62	61	2	45	396-13.2
Hunter	30-30	868-28.9	122-207	.589	0-0	.000	37-71	.521	269-9.0	88-3	25	37	19	34	281-9.4
Polite	30-1	505-16.8	69-117	.590	0-0	.000	50-70	.714	115-3.8	47-0	7	27	4	10	188-6.3
Johnson	29-11	484-16.7	60-103	.582	9-23	.391	41-46	.891	48-1.6	29-0	48	24	0	14	170-5.9
Fitchett	30-17	493-16.4	53-115	.461	16-33	.485	23-29	.793	88-2.9	40-0	19	28	20	16	145-4.8
Mitchell	30-0	326-10.9	37-86	.430	0-0	.000	34-60	.567	22-0.7	41-1	37	33	0	16	108-3.6
Boyd	28-0	248-8.9	24-57	.421	9-23	.391	18-26	.692	19-0.7	21-0	40	28	1	10	75-2.7
White	30-0	324-10.8	20-47	.425	0-3	.000	16-44	.364	53-1.8	37-0	28	35	8	13	56-1.9
Barnes	9-0	33-4.0	5-11	.454	1-6	.167	1-3	.333	4-0.4	3-0	3	2	0	1	12-1.3
Fedor	16-0	89-6.2	6-19	.316	0-0	.000	3-11	.273	19-1.2	13-0	2	5	1	1	15-0.9
FSU	30	6025	943-1857	.508	154-352	.437	488-715	.682	1147-38.2	571-15	401	430	69	214	2528-84.3
Opponents	30	6025	865-1861	.465	138-401	.344	422-595	.709	957-31.9	627-19	365	450	94	193	2265-76.2



YEAR-BY-YEAR ALL-TIME INDIVIDUAL STATISTICS

1988-89

Record: 22-8	Home: 13-2	Away: 8-3	Neutral: 1-3																
Player	G-GS	Min.-Avg.	FG-FGA	Pct.	3P-3PA	Pct.	FT-FTA	Pct.	Tot.-Avg.	PF-DQ	AT	TO	BL	ST	Pts.-Avg.				
McCloud	30-28	1067-36	207-462	.448	115-262	.439	154-176	.875	109-3.6	70-1	125	97	6	53	683-22.8				
Dawson	30-30	1036-35	243-460	.528	25-83	.301	118-160	.738	206-6.9	96-4	20	79	5	32	629-21.0				
Mayes	23-19	645-28	126-229	.550	24-76	.316	29-39	.744	53-2.3	59-2	62	47	2	35	305-13.3				
Thomas	30-23	774-26	110-213	.516	0-1	.000	76-104	.731	192-6.4	92-3	22	49	18	23	286-9.9				
Hunter	30-30	835-28	122-214	.570	0-1	.000	28-45	.622	249-3.3	75-0	26	25	20	38	272-9.1				
Mitchell	28-15	679-24	84-166	.506	1-2	.500	78-120	.650	72-2.6	66-3	82	51	4	34	247-8.8				
Boyd	25-4	397-16	41-95	.432	8-25	.320	37-50	.740	55-2.2	39-0	29	23	4	19	127-5.1				
Polite	6-0	76-13	10-20	.500	0-0	.000	6-17	.353	23-3.8	5-0	2	3	1	1	26-4.3				
Wells	9-0	27-3	9-14	.643	0-1	.000	2-3	.667	14-1.6	6-0	1	1	0	0	20-2.2				
Johnson	27-0	158-6	13-38	.342	6-19	.316	16-19	.842	17-0.6	10-0	10	11	2	3	48-1.8				
White	28-0	217-8	18-25	.720	1-1	1.000	9-26	.346	41-1.5	29-0	20	17	8	11	46-1.6				
Hands	22-1	110-5	12-34	.353	1-3	.333	5-7	.714	9-0.4	7-0	8	12	0	2	33-1.4				
Barnes	9-0	18-2	4-8	.500	0-0	.000	2-4	.500	4-0.4	0-0	1	3	0	0	10-1.1				
Miles	6-0	11-2	0-2	.000	0-0	.000	0-0	.000	1-0.2	2-0	1	1	1	0	0-0.0				
FSU	30	6050	999-1980	.505	161-474	.382	560-770	.727	1116-37.2	557-13	411	419	71	251	2739-91.3				
Opponents	30	6050	957-1989	.481	141-385	.368	387-541	.678	1096-36.5	672-22	408	502	72	188	2422-80.7				

1989-90

Record: 16-15	Home: 9-4	Away: 6-6	Neutral: 1-5																
Player	G-GS	Min.-Avg.	FG-FGA	Pct.	3P-3PA	Pct.	FTM-FTA	Pct.	Reb.-Avg.	PF-DQ	AT	TO	BL	ST	Pts.-Avg.				
Mayes	24-23	874-36	199-414	.478	58-161	.360	105-126	.833	81-3.4	76-4	93	94	2	52	559-23.3				
Thomas	31-30	1073-35	207-430	.481	0-4	.000	105-151	.695	236-7.6	109-4	30	82	31	39	519-16.7				
Polite	31-31	987-31	156-268	.582	4-11	.364	117-173	.676	262-8.5	81-3	29	75	4	40	433-14.0				
Graham	31-20	775-25	126-269	.468	11-30	.367	51-69	.739	110-3.5	69-2	37	61	8	26	314-10.1				
Boyd	31-24	882-28	71-199	.357	21-66	.318	35-53	.660	121-3.9	71-0	73	71	7	34	198-6.4				
Copeland	28-6	486-17	22-73	.301	12-33	.364	47-62	.758	34-1.2	34-0	6	21	0	29	103-3.7				
Dobard	29-0	349-12	38-68	.559	0-0	.000	12-23	.522	82-2.8	37-1	6	21	3	6	89-3.0				
Miller	18-0	109-6	17-32	.531	8-15	.533	6-11	.545	6-0.3	8	4	0	0	6	48-2.7				
Hands	31-4	307-10	23-66	.348	1-10	.100	12-17	.706	30-1.0	22-0	20	32	0	13	59-1.9				
Wells	13-0	57-4	7-15	.467	0-2	.000	2-4	.500	4-0.3	4-0	0	4	0	1	16-1.2				
White	26-16	397-15	14-36	.389	0-3	.000	3-9	.333	66-2.5	48-0	41	30	8	12	311-12.0				
Miles	4-0	7-2	1-2	.500	1-1	1.000	0-1	.000	4-1.0	1-0	0	1	0	0	3-0.8				
Barnes	8-1	42-5	2-14	.143	1-7	.143	0-1	.000	1-0.1	2-0	4	3	0	2	5-0.6				
FSU	31	6325	882-1866	.468	117-343	.341	495-700	.707	1123-36.2	559-14	389	513	96	256	2376-76.6				
Opponents	31	6325	909-1903	.478	122-363	.336	401-570	.704	1048-33.8	620-25	486	481	100	206	2341-75.5				

1990-91

Record: 21-11	Home: 12-2	Away: 4-8	Neutral: 5-1																
Player	G-GS	Min.-Avg.	FG-FGA	Pct.	3P-3PA	Pct.	FT-FTA	Pct.	Off-Def.	Tot.-Avg.	PF-DQ	AT	TO	BL	ST	Pts.-Avg.			
Edwards	32-32	1046-34	200-385	.519	12-36	.333	112-158	.709	94-133	227-7.1	97-0	61	83	36	32	524-16.4			
Polite	32-31	930-29	144-305	.472	7-21	.333	124-190	.653	114-159	273-8.5	67-2	31	75	2	35	419-13.1			
Boyd	32-31	855-28	129-330	.391	55-178	.309	66-93	.710	26-67	93-2.9	90-2	69	68	4	36	379-11.8			
Graham	32-6	685-21	131-306	.428	36-104	.346	52-73	.712	41-45	86-2.7	73-1	30	43	7	25	350-10.9			
Dobard	29-27	703-24	110-193	.570	0-0	.000	27-50	.540	64-86	150-5.2	80-5	26	49	47	24	247-8.5			
Ward	30-21	715-24	81-178	.455	15-48	.313	62-87	.713	23-66	80-3.0	53-1	103	60	8	71	239-8.0			
Hands	13-0	70-5	14-31	.452	2-6	.333	7-13	.538	7-6	13-1.0	4-0	6	9	1	3	37-2.8			
Myers	32-8	462-14	23-51	.451	3-10	.300	36-44	.818	15-29	44-1.4	33-1	58	39	1	20	85-2.7			
White	29-0	266-10	31-64	.484	8-19	.421	4-20	.200	18-35	53-1.8	27-0	28	25	7	9	74-2.5			
Copeland	13-1	94-7	7-22	.318	3-12	.250	14-19	.737	1-6	7-0.5	13-0	9	12	0	7	31-2.4			
Salters	25-0	159-8	23-49	.469	0-1	.000	11-19	.579	17-22	39-1.6	24-1	8	10	5	6	57-2.3			
Reid	32-2	302-9	22-64	.344	0-1	.000	17-28	.607	26-62	88-2.8	56-0	5	16	34	5	61-1.9			
Nichols	6-0	26-4	3-7	.429	1-2	.500	4-9	.444	1-6	7-1.2	2-0	1	0	0	0	11-1.8			
Miller	14-1	56-4	6-16	.375	5-9	.556	6-6	1.000	6-3	9-0.6	3-0	5	3	0	2	23-1.6			
FSU	32	6424	924-2001	.462	147-446	.330	542-809	.670	453-725	1261-39.4	622	440	492	152	275	2537-79.3			
Opponents	32	6425	883-1995	.443	171-476	.359	492-703	.700	413-642	1161-36.3	652	441	503	93	231	2429-75.9			

1991-92

Record: 22-10	Home: 10-3	Away: 7-3	Neutral: 5-4																
Player	G-GS	Min.-Avg.	FG-FGA	Pct.	3P-3PA	Pct.	FT-FTA	Pct.	Off-Def.	Tot.-Avg.	PF-DQ	AT	TO	BL	ST	Pts.-Avg.			
Cassell	31-31	1046-34	206-454	.454	58-164	.354	100-142	.704	40-101	141-4.5	108-5	119	92	8	56	570-18.4			
Edwards	30-30	1076-36	197-385	.512	12-63	.226	106-142	.747	106-165	271-9.0	95-2	80	41	48	512-17.1				
Graham	30-24	765-26	143-324	.441	36-108	.333	69-85	.812	42-63	105-3.5	75-1	19	46	1	28	391-13.0			
Sura	31-12	872-28	124-269	.461	38-98	.388	94-150	.627	39-68	107-3.5	67-0	76	72	5	41	380-12.3			
Dobard	29-26	841-29	138-221	.624	0-2	.000	43-72	.597	82-113	195-6.7	73-2	35	57	46	24	319-11.0			
Ward	28-22	841-30	72-145	.497	22-48	.458	35-66	.530	19-71	90-3.2	67-2	122	74	6	75	201-7.2			
Reid	30-9	494-16	38-85	.447	0-0	.000	20-46	.435	43-81	124-4.1	84-4	8	33	32	9	96-3.2			
Wells	19-1	146-8	20-36	.556	2-8	.250	11-18	.611	11-23	34-1.8	6-0	2	7	6	3	53-2.8			
Miller	11-0	48-4	6-17	.353	2-8	.250	3-5	.600	2-4	6-0.5	3-0	1	2	0	3	17-1.5			
Donald	21-0	133-6	10-28	.357	0-2	.000	5-6	.833	9-9	18-0.9	17-0	7	8	0	3	25-1.2			
Gruhl	6-0	10-2	0-5	.000	0-0	.000	1-2	.500	3-1	4-0.7	0-0	0	1	0	0	1-0.2			
Porter	2-0	2-2	0-1	.000	0-0	.000	0-0	.000	0-0	0-0.0	0-0	0	0	0	0	0-0.0			
Team										74	10								
FSU	32	6275	954-1970	.484	170-491	.346	487-734	.664	396-699	1194-38.5	595	469	482	145	290	2565-82.7			
Opponents	32	6275	859-1927	.446	213-558	.382	469-677	.693	371-649	1145-36.9	590	447	518	99	223	2400-77.4			

YEAR-BY-YEAR ALL-TIME INDIVIDUAL STATISTICS

1992-93

Player	Home: 13-2			Away: 7-4			Neutral: 5-4			Pct.	FT-FTA	Pct.	Off-Def.	Tot.-Avg.	PF-DQ	AT	TO	BL	ST	Pts.-Avg.
	G-GS	Min.-Avg.	FG-FGA	Pct.	3P-3PA	Pct.														
Sura	34-34	1213-357.7	241-533	.452	73-220	.332	120-188	.638	81-128	209-6.1	87-2	92	129	7	54	675-19.9				
Edwards	31-31	1085-35.0	224-424	.528	6-25	.240	114-158	.722	130-160	230-9.4	102-5	91	84	44	43	568-18.3				
Cassell	35-35	1298-37.1	234-466	.502	50-131	.382	123-162	.759	47-105	152-4.3	110-7	170	98	10	37	641-18.3				
Dobard	35-35	1105-31.6	170-297	.572	0-1	.000	64-88	.653	76-138	214-6.1	101-3	47	72	111	37	404-11.5				
Ward	17-14	557-32.6	49-106	.462	16-50	.320	18-27	.667	9-36	45-2.6	32-0	93	36	5	48	132-7.8				
Carroll	30-4	459-15.3	57-143	.399	26-79	.329	23-33	.697	25-52	77-2.6	70-1	22	45	21	12	157-4.6				
Weiss	34-10	518-16.1	66-131	.504	7-28	.250	18-34	.529	42-81	123-3.6	38-0	4	18	3	1	114-3.5				
Robinson	33-16	307-9.3	47-92	.513	0-0	.000	20-35	.571	27-38	65-2.0	18-1	2	4	2	2	17-3.4				
Reid	5-5	101-20.2	7-14	.500	0-0	.000	3-6	.500	10-11	21-4.2	22-0	20	22	1	15	96-3.3				
Hands	23-6	304-10.5	37-81	.457	8-23	.348	14-29	.483	7-19	25-3.9	2-0	9	1	0	9	91-2.8				
FSU	35	7125	1145-2315	.495	187-564	.332	543-807	.673	460-784	1375-39.3	606	584	554	210	322	3020-86.3				
Opponents	35	7125	1170-2392	.450	220-587	.375	414-631	.656	551-790	1341-38.3	669	563	581	102	257	2768-79.7				

1993-94

Player	Home: 10-4			Away: 2-9			Neutral: 1-1			Pct.	FT-FTA	Pct.	Off-Def.	Tot.-Avg.	PF-DQ	AT	TO	BL	ST	Pts.-Avg.
	G-GS	Min.-Avg.	FG-FGA	Pct.	3P-3PA	Pct.														
Sura	27-26	932-34.5	202-431	.469	52-164	.317	117-179	.654	79-134	213-7.9	67-2	121	112	19	65	573-21.2				
Graham	24-17	658-27.4	103-247	.417	32-89	.360	44-58	.759	34-50	84-3.5	54-2	28	45	1	20	282-11.8				
Carroll	4-4	92-23.0	18-38	.474	9-22	.409	0-3	.000	1-11	12-3.0	3-0	4	5	1	7	45-11.3				
Collins	27-16	729-27.0	110-270	.407	39-120	.325	39-57	.684	46-58	104-3.9	58-1	62	62	7	37	298-11.0				
Ward	16-16	574-35.9	61-167	.365	21-83	.253	25-40	.625	23-39	62-3.9	36-2	78	42	2	44	168-10.5				
Robinson	26-22	678-26.1	79-156	.506	0-0	.000	35-53	.660	49-106	165-6.0	57-2	11	46	5	9	193-7.4				
Reid	27-19	643-23.8	73-156	.468	0-2	.000	41-73	.562	82-85	187-6.2	101-10	13	37	54	13	187-6.9				
Luchman	27-8	495-18.3	59-114	.518	0-0	.000	38-53	.717	42-67	109-4.0	79-4	14	35	12	12	156-5.8				
Cooper	7-1	90-12.9	12-30	.400	1-6	.167	4-9	.444	5-6	11-1.6	12-0	8	9	1	6	29-4.1				
Shepherd	24-2	199-8.3	21-56	.375	11-29	.379	18-21	.857	6-19	25-1.0	17-0	19	17	1	10	71-3.0				
Kerns	26-2	178-9.9	16-29	.552	0-0	.000	13-21	.619	6-24	30-1.7	19-0	6	9	5	2	45-2.5				
Bryant	9-1	82-8.1	2-8	.250	1-3	.333	15-17	.882	1-2	3-0.3	7-0	7	8	0	5	20-2.2				
Nasworthy	2-0	4-2.0	2-2	1.000	0-0	.000	0-0	.000	1-0	1-0.0	0-0	6	3	2	1	7-0.9				
Grabuloff	8-0	42-5.3	2-8	.250	0-2	.000	3-4	.750	3-5	8-1.0	4-0	6	3	2	1	4-2.0				
Azama	2-0	7-3.5	0-1	.000	0-0	.000	0-0	.000	0-0	0-0.0	0-0	0	0	0	0	0-0.0				
FSU	27	5403	765-1713	.444	166-520	.319	392-598	.656	378-606	1076-39.9	514	377	431	110	231	2078-77.0				
Opponents	27	5403	766-1643	.435	169-468	.361	423-637	.664	382-632	1014-37.6	501	433	442	111	203	2020-74.8				

1994-95

Player	Home: 10-5			Away: 2-8			Neutral: 0-2			Pct.	FT-FTA	Pct.	Off-Def.	Tot.-Avg.	PF-DQ	AT	TO	BL	ST	Pts.-Avg.
	G-GS	Min.-Avg.	FG-FGA	Pct.	3P-3PA	Pct.														
Sura	27-26	981-36.3	164-393	.417	51-158	.323	123-179	.687	55-130	185-6.9	76-3	146	92	5	49	502-18.6				
Collins	27-27	902-33.4	181-354	.511	72-164	.439	53-76	.697	59-57	116-4.3	73-3	48	74	7	37	487-18.0				
Louis	27-27	825-30.6	120-267	.449	1-4	.250	54-76	.711	110-110	210-7.8	79-4	18	60	74	14	295-10.9				
Carroll	26-2	518-19.9	72-172	.419	24-112	.214	17-21	.810	18-52	70-2.7	38-0	20	43	1	5	203-7.8				
Greer	26-24	676-26.0	55-136	.404	24-66	.364	75-116	.650	13-63	76-2.9	30-0	78	45	2	34	146-5.6				
Reid	27-12	425-15.7	46-85	.541	0-0	.000	19-31	.613	44-63	107-4.0	75-5	6	45	3	12	114-4.1				
Curry	24-0	362-15.1	28-90	.311	14-49	.286	16-29	.552	32-36	68-2.8	37-0	27	25	5	12	86-3.6				
Luchman	25-8	362-14.5	35-81	.432	0-0	.000	18-36	.500	33-46	79-3.2	57-1	12	17	15	17	88-3.5				
Shepherd	15-3	165-11.0	18-44	.409	7-24	.292	8-10	.800	8-13	21-1.4	18-0	20	14	0	5	51-3.4				
Wooden	23-5	205-9.9	25-47	.532	0-4	.000	6-10	.600	15-27	42-1.8	31-0	10	17	19	6	56-2.4				
Brower	2-0	27-13.5	1-6	.167	0-5	.000	0-0	.000	0-3	3-1.5	1-0	1	5	0	1	2-1.0				
Mulligan	4-0	7-1.8	0-4	.000	0-2	.000	0-2	.000	0-0	0-0.0	0-0	0	1	0	0	0-0.0				
FSU	27	5455	745-1679	.444	211-588	.359	326-586	.671	377-600	1036-38.4	515	386	440	167	186	2027-75.1				
Opponents	27	5455	714-1630	.438	166-438	.379	419-588	.713	376-589	985-35.7	488	355	379	168	202	2013-74.6				

1995-96

Player	Home: 9-6			Away: 2-7			Neutral: 2-1			Pct.	FT-FTA	Pct.	Off-Def.	Tot.-Avg.	PF-DQ	AT	TO	BL	ST	Pts.-Avg.
	G-GS	Min.-Avg.	FG-FGA	Pct.	3P-3PA	Pct.														
Collins	27-27	966-35.8	172-412	.417	69-199	.347	81-120	.675	47-74	121-4.5	75-1	68	68	9	62	494-18.3				
Jackson	24-15	630-26.3	90-180	.500	4-14	.286	43-68	.632	53-73	126-5.3	50-0	13	35	30	14	227-9.5				
Greer	27-25	815-30.2	91-203	.448	18-62	.290	53-83	.639	18-75	93-3.4	30-0	131	65	3	31	253-9.4				
Louis	23-17	637-27.7	84-198	.424	0-0	.000	47-75	.627	64-86	150-6.5	57-4	12	38	43	16	215-9.3				
Luchman	27-21	638-23.6	97-155	.626	0-0	.000	55-80	.688	75-97	172-6.4	102-10	21	42	26	35	249-9.2				
Brower	26-9	394-15.2	61-140	.436	27-71	.380	24-34	.706	15-29	44-1.7	33-1	31	28	0	15	173-6.4				
Curry	27-18	595-22.0	56-162	.346	24-71	.338	35-56	.655	40-50	90-3.3	58-4	35	27	4	32	174-6.4				
Shepherd	26-1	370-14.2	41-117	.350	27-75	.360	41-58	.707	20-24	44-1.7	29-0	49	28	0	19	150-5.6				
McClendon	9-0	112-12.4	9-28	.321	2-6	.333	7-15	.467	6-13	19-2.1	6-0	3	5	0	5	27-3.0				
Sparks	20-1	163-8.2	19-40	.475	3-7	.429	11-19	.579	11-26	37-1.9	37-1	7	18	3	3	52-2.6				
Wooden	13-1	86-6.6	7-11	.636	1-1	1.000	3-8	.375	9-13	22-1.7	22-1	7	7	4	4	18-1.4				
Mulligan	3-0	5-1.7	0-4	.000	0-0	.000	1-2	.500	1-0	1-0.0	0-0	1	0	0	0	1-0.3				
Nasworthy	1-0	0-0.0	0-0	.000	0-0	.000	0-0	.000	0-0	0-0.0	0-0	0	0	0	0	0-0.0				
FSU	27	5411	727-1650	.441	175-506	.346	404-620	.652	359-590	1002-32.2	508	396	361	122	236	2033-75.3				
Opponents	27	5411	687-1554	.442	190-529	.359	409-604	.677	365-631	996-35.7	549	361	426	82	195	1973-73.1				

1996-97

Player	Home: 13-3			Away: 5-7			Neutral: 2-2			Pct.	FT-FTA	Pct.	Off-Def.	Tot.-Avg.	PF-DQ	AST	TO	BL	ST	Pts.-Avg.
	G-GS	Min.-Avg.	FG-FGA	Pct.	3P-3PA	Pct.														
Collins	31-31	1081-34.9	182-397	.458	75-203	.369	75-112	.670	51-107	155-5.1	85-0	87	65	14	55	514-16.6				
Jackson	31-26	879-28.4	135-303	.446	7-18	.389	65-109	.596												

YEAR-BY-YEAR ALL-TIME INDIVIDUAL STATISTICS

1997-98

Record: 18-14	Home: 9-5	Away: 6-6	Neutral: 3-3																
Player	G-GS	Min.-Avg.	FG-FGA	Pct.	3P-3PA	Pct.	FT-FTA	Pct.	Off-Def.	Tot.-Avg.	PF-DQ	AT	TO	BL	ST	Pts.-Avg.			
Jackson	31-28	867-28.0	153-314	.487	3-19	.158	85-118	.720	61-111	172-5.5	79-5	34	80	37	26	334-12.7			
Baker	31-28	873-28.2	120-240	.500	33-98	.337	99-124	.798	45-88	133-4.3	103-3	64	75	7	53	372-12.0			
Greer	32-32	988-30.9	127-321	.396	43-147	.293	57-76	.750	52-93	145-4.6	61-1	81	64	6	32	354-11.1			
Louis	32-32	882-27.6	134-241	.556	0-0	.000	74-132	.561	70-155	225-7.0	80-3	28	40	50	18	342-10.7			
Thompson	32-32	1072-33.5	104-283	.367	19-80	.238	55-76	.724	15-110	125-3.9	91-2	172	124	9	60	289-8.8			
Hale	32-4	569-17.8	70-147	.476	20-61	.328	27-44	.614	46-81	127-4.0	75-1	35	40	16	15	187-5.8			
Shabazz	32-4	517-16.2	61-110	.555	0-0	.000	42-90	.467	57-63	120-3.8	55-0	9	43	37	13	184-5.1			
Brower	6-0	50-8.3	7-15	.467	3-8	.375	3-4	.750	0-6	6-1.0	2-0	2	3	0	0	20-3.3			
Mulligan	16-1	107-6.7	13-25	.520	0-0	.000	11-17	.647	11-4	15-0.9	10-0	-4	11	0	0	37-2.3			
Deas	21-0	159-7.5	15-40	.375	4-13	.308	9-12	.750	1-17	18-0.9	21-0	22	31	1	12	43-2.0			
Simmons	24-0	177-7.4	17-47	.362	0-3	.000	11-19	.579	17-14	31-1.3	31-0	2	10	2	1	45-1.9			
Thompson	17-0	82-4.8	8-27	.296	1-1	1.000	11-12	.583	5-10	15-0.9	12-0	1	5	0	1	24-1.1			
Chlebek	17-0	66-3.9	5-15	.333	3-8	.375	6-7	.857	1-6	7-0.4	4-0	6	9	0	0	15-0.5			
Sheffield	3-0	5-1.7	1-2	.500	0-0	.000	0-0	.000	0-0	0-0.0	0-0	0	1	1	0	4-0.7			
Pierre	5-0	6-1.2	1-1	1.000	0-0	.000	0-0	.000	0-0	3-0.6	2-0	0	0	0	0	2-0.4			
Thomas	2-0	6-3.0	0-2	.000	0-0	.000	0-0	.000	0-1	1-0.5	0-0	0	0	0	0	0-0.0			
FSU	32	6425	856-1830	.457	129-438	.295	466-731	.665	381-762	1240-38.8	631	461	543	165	237	2287-71.5			
Opponents	32	6425	766-1861	.461	179-559	.315	507-731	.694	408-674	1080-33.8	632	373	464	115	296	2218-69.3			

1998-99

Record: 13-17	Home: 7-7	Away: 3-8	Neutral: 3-2																
Player	G-GS	Min.-Avg.	FG-FGA	Pct.	3P-3PA	Pct.	FT-FTA	Pct.	Off-Def.	Tot.-Avg.	PF-DQ	AT	TO	BL	ST	Pts.-Avg.			
Hale	30-30	914-30.5	167-351	.476	33-119	.288	109-135	.800	59-109	168-5.6	82-6	41	57	27	34	481-16.0			
Baker	30-27	933-31.8	151-345	.438	43-139	.309	90-122	.738	44-88	132-4.4	95-9	84	82	6	80	435-14.5			
Anderson	23-10	678-29.5	115-190	.605	2-10	.200	41-61	.672	47-70	117-5.1	63-3	22	29	8	32	273-11.9			
Crawford	30-4	854-28.5	108-288	.375	64-161	.398	38-66	.576	19-65	83-2.8	58-1	85	66	3	16	318-10.6			
Shabazz	5-5	155-31.0	14-36	.389	0-0	.000	18-38	.474	16-24	40-8.0	15-0	1	14	15	2	42-8.4			
Arrington	30-29	920-30.7	87-206	.422	16-61	.262	52-74	.703	10-75	85-2.8	67-2	181	129	2	64	242-8.1			
Simmons	30-20	739-24.6	71-150	.473	1-1	1.000	33-69	.478	56-63	119-4.0	82-5	13	29	10	15	178-5.9			
Thompson	25-0	147-5.9	16-40	.400	0-3	.000	9-16	.563	13-16	29-1.2	21-0	1	6	1	5	41-1.6			
Mathis	20-0	89-3.5	9-30	.300	8-18	.444	5-9	.556	3-7	10-0.5	16-0	4	4	0	0	31-1.6			
Mott	30-23	499-16.6	15-45	.333	0-0	.000	11-21	.524	39-43	82-2.7	76-3	6	27	11	14	41-1.4			
Dixon	21-0	95-4.5	9-21	.429	2-6	.333	1-3	.333	11-12	23-1.1	5-0	1	10	3	1	21-1.0			
Daniels	3-0	7-2.3	0-3	.000	0-0	.000	2-2	1.000	1-1	2-0.7	1-0	0	0	0	0	2-0.7			
Chlebek	17-0	45-2.6	3-10	.300	3-5	.600	0-3	.000	0-0	0-0.0	0-0	0	0	0	0	2-0.5			
Morris	4-0	8-2.0	0-1	.000	0-1	.000	2-2	1.000	0-0	0-0.0	0-0	0	0	0	0	0-0.0			
Hull	3-0	3-1.0	0-2	.000	0-1	.000	0-0	.000	0-0	0-0.0	0-0	0	0	0	0	0-0.0			
Pierre	6-1	12-2.0	0-0	.000	0-0	.000	0-0	.000	0-1	1-0.2	2-0	0	3	0	0	0-0.0			
Skwara	2-0	2-1.0	0-0	.000	0-0	.000	0-0	.000	0-0	0-0.0	1-0	0	0	0	0	0-0.0			
FSU	30	6100	765-1721	.445	178-525	.339	410-621	.660	318-575	967-32.2	599	447	472	86	264	2118-70.6			
Opponents	30	6100	766-1663	.461	199-554	.359	469-705	.665	393-678	1071-35.7	566	429	523	121	241	2200-73.3			

1999-00

Record: 12-17	Home: 8-6	Away: 3-9	Neutral: 1-2																
Player	G-GS	Min.-Avg.	FG-FGA	Pct.	3P-3PA	Pct.	FT-FTA	Pct.	Off-Def.	Tot.-Avg.	PF-DQ	AT	TO	BL	ST	Pts.-Avg.			
Hale	28-25	864-30.9	130-348	.399	43-121	.355	117-155	.755	38-96	134-4.8	58-1	33	66	24	22	438-15.6			
Anderson	27-21	821-30.4	152-299	.508	52-121	.430	54-91	.667	57-62	119-4.4	47-0	35	43	15	31	410-15.2			
Arrington	29-29	938-32.3	95-258	.368	29-76	.382	39-55	.709	11-112	123-4.2	47-1	162	123	3	44	258-8.9			
Simmons	28-27	685-24.5	83-176	.472	8-22	.364	36-49	.735	53-84	137-4.9	60-0	16	33	16	20	210-7.5			
Crawford	15-5	284-18.9	29-91	.319	13-48	.271	8-13	.615	3-18	21-1.4	17-0	13	25	1	3	79-5.3			
Dixon	29-9	534-18.4	40-99	.404	12-34	.353	45-59	.763	41-55	96-3.3	51-1	27	30	2	12	137-4.7			
Mathis	22-0	131-6.0	21-59	.356	9-36	.250	16-20	.800	8-13	21-0	17-0	7	15	1	3	67-3.0			
Tucker	29-0	310-10.7	23-62	.371	0-0	.000	16-37	.432	16-37	55-1.9	41-0	2	24	5	7	62-2.1			
Anderson	29-17	504-17.4	22-58	.379	0-0	.000	18-27	.667	31-68	99-3.4	29-1	7	11	43	2	62-2.1			
Mott	29-12	383-13.2	17-44	.386	0-0	.000	22-38	.579	37-51	88-3.0	62-1	8	21	7	6	56-1.9			
Dixon	28-0	178-6.4	20-47	.426	0-0	.000	10-24	.417	19-41	60-2.1	39-0	0	21	3	1	50-1.8			
Chlebek	26-0	163-6.3	14-48	.292	9-32	.281	5-6	.833	3-17	20-8	15-0	21	28	0	2	42-1.6			
Hull	2-0	3-1.5	1-2	.500	0-0	.000	0-0	.000	0-0	0-0.0	0-0	0	0	0	0	2-1.0			
Osborne	3-0	2-0.7	0-0	.000	0-0	.000	1-2	.500	0-1	1-3	0-0	1	0	0	0	1-3			
FSU	29	5800	656-1591	.412	175-490	.357	387-566	.684	319-655	1075-37.1	483	352	499	120	153	1874-64.6			
Opponents	29	5800	750-1758	.427	194-535	.363	342-536	.638	395-648	1043-36.0	509	404	341	128	238	2036-70.2			

2000-01

Record: 9-21	Home: 5-11	Away: 3-7	Neutral: 1-3																
Player	G-GS	Min.-Avg.	FG-FGA	Pct.	3P-3PA	Pct.	FT-FTA	Pct.	Off-Def.	Tot.-Avg.	PF-DQ	AT	TO	BL	ST	Pts.-Avg.			
Arrington	30-30	981-32.7	117-270	.433	33-102	.324	77-106	.726	18-105	123-4.1	51-1	143	115	0	56	344-11.5			
Cummings	29-1	672-23.2	101-223	.453	9-14	.214	106-144	.736	36-81	97-3.3	55-1	51	49	5	22	311-10.7			
Crawford	30-29	781-26.0	107-279	.384	58-168	.349	39-56	.696	20-51	71-2.4	58-1	44	49	1	17	311-10.4			
Joiner	30-30	900-30.0	109-254	.429	14-48	.292	47-63	.746	63-116	179-6.0	75-2	43	44	26	32	279-9.3			
Dixon	30-30	852-28.4	91-198	.460	28-78	.359	50-75	.667	61-112	173-5.8	92-3	43	51	11	22	260-8.7			
Mathews	28-9	600-21.4	81-174	.466	0-0	.000	42-67	.627	29-58	87-3.1	95-7	4	21	44	12	204-7.3			
Dixon	29-21	426-14.7	76-157	.484	0-0	.000	43-94	.457	67-77	144-5.0	83-2	2	50	0	7	195-6.7			
Wilson	30-0	390-13.0	39-116	.336	10-46	.217	42-52	.808	22-30	52-1.7	33-0	15	25	1	9	130-4.3			
Anderson	30-0	266-8.9	14-37	.378	0-0	.000	4-11	.364	16-21	37-1.2	34-1	2	11	12	2	32-1.1			
Haywood	9-0	43-4.8	2-5	.400	0-0	.000	1-2	.500	0-5	5-0.6	4-0	5	4	2	2	5-0.6			
Lowery	2-0	208-7.7	5-23	.217	2-9	.222	2-3	.667	6-15	21-0.8	18-0	37	22	0	4	14-0.5			
Murray	5-0	5-1.0	0-1	.000	0-0	.000	0-2	.000	1-1	2-0.4	1-0	0	1	1	0	0-0.0			
Moran	2-0	1-0.5	0-2	.000	0-1	.000	0-0	.000	0-0	0-0.0	0-0	0	0	0	0	0-0.0			
FSU	30	6125	742-1739	.427	148-464	.319	453-675	.671	396-701	1097-36.6	600-18	389	448	103	186	2085-69.5			
Opponents	30	6125	795-1756	.453	219-555	.395	479-668	.696	384-697	1061-35.4	580	428	389	131	226	2288-76.3			

YEAR-BY-YEAR ALL-TIME INDIVIDUAL STATISTICS

2001-02

Record: 12-17

Home: 10-6

Away: 1-10

Neutral: 1-1

Player	G-GS	Min-Avg.	FG-FGA	Pct.	3P-A	Pct.	FT-FTA	Pct.	Off-Def	Tot-Avg.	PF-DQ	AT	TO	BL	ST	Pts-Avg
Cummings	28-28	832-29.7	159-301	.528	13-36	.361	103-135	.763	46-60	105-3.8	63-0	48	51	6	27	434-15.5
Arrington	29-29	973-33.6	114-260	.407	42-114	.368	59-80	.738	24-88	112-3.9	52-3	182	110	1	61	329-11.3
Dixon	29-29	767-26.4	95-215	.442	41-125	.328	29-42	.690	46-77	123-3.2	69-1	24	38	3	26	263-9.0
Dixon	28-22	492-17.6	89-180	.494	0-0	.000	50-101	.495	94-86	180-6.4	73-2	5	65	4	8	223-8.1
Joiner	28-23	728-12.6	81-203	.399	31-77	.403	24-35	.686	57-74	131-4.7	58-1	39	56	5	25	217-7.8
Richardson	28-0	494-11.5	70-211	.332	24-81	.296	38-59	.644	30-71	101-3.6	33-0	27	34	15	21	202-7.2
Harvey	28-3	352-12.5	46-84	.548	0-0	.000	26-43	.605	8-14	22-1.0	24-0	16	25	0	5	89-4.0
Bracy	22-1	254-11.3	32-95	.337	14-51	.275	11-16	.688	11-16	86-3.1	47-0	4	19	26	11	118-4.2
Mathews	29-5	362-1.7	41-84	.488	0-0	.000	24-45	.533	19-48	67-2.3	66-1	4	23	34	6	106-3.7
Waleskowski	29-3	327-10.6	29-94	.309	2-11	.182	25-31	.806	31-39	70-2.4	35-0	10	25	7	17	85-2.9
McPherson	3-0	5-1.7	1-2	.500	1-1	1.000	2-2	1.000	0-0	0-0.0	1-0	0	0	0	1	5-1.7
Lowery	5-0	53-10.6	1-6	.167	1-5	.200	0-0	.000	0-4	4-0.8	4-0	8	6	0	3	3-0.6
Anderson	11-1	21-1.9	1-3	.333	0-0	.000	1-2	.500	2-5	7-0.6	0-0	0	1	0	0	3-0.3
Haywood	25-0	136-5.4	0-3	.000	0-0	.000	3-5	.600	0-10	10-0.4	19-0	13	15	0	10	3-0.1
Krieg	8-1	15-1.9	0-1	.000	0-0	.000	0-0	.000	1-4	5-0.6	1-0	1	3	1	0	0-0.0
Wilson	1-0	7-7.0	0-2	.000	0-1	.000	0-0	.000	0-1	1-1.0	0-0	0	0	0	0	0-0.0
Moran	4-0	7-1.8	0-1	.000	0-1	.000	0-0	.000	0-0	0-0.0	0-0	0	0	0	1	0-0.0
Team									55-46	101-3.5	1-0		4			
FSU	29	5,825	759-1,765	.430	169-503	.336	395-602	.656	450-676	1,126-38.8	537	382	476	102	222	2,082-71.8
Opponents	29	5,825	753-1,709	.441	223-612	.364	417-589	.708	361-655	1,016-35.0	573	429	426	122	247	2,146-74.0

2002-03

Record: 13-14

Home: 11-5



Away: 1-8

Neutral: 2-2

Player	G-GS	Min-Avg.	FG-FGA	Pct.	3P-A	Pct.	FT-FTA	Pct.	Off-Def	Tot-Avg.	PF-DQ	AT	TO	BL	ST	Pts-Avg
Pickett	29-29	959-33.1	167-437	.382	84-259	.324	77-89	.865	31-134	165-5.7	86-4	61	62	10	82	495-17.1
Richardson	29-24	841-29.0	134-285	.470	11-37	.297	82-104	.788	59-94	153-5.3	67-1	44	58	33	34	361-12.4
Joiner	29-22	773-26.7	99-204	.485	25-65	.385	23-30	.767	35-84	119-4.1	75-3	54	64	11	40	256-8.5
Harvey	29-26	533-19.4	95-161	.590	0-0	.000	53-92	.576	59-88	147-5.1	69-0	13	35	34	33	243-8.4
Wilson	5-5	136-27.2	13-44	.295	4-24	.167	9-12	.750	6-12	16-3.6	5-0	6	7	2	3	39-7.8
Galloway	29-1	690-23.8	67-158	.424	23-58	.397	43-87	.494	7-54	61-2.1	71-3	97	70	0	26	200-6.9
Johnson	29-29	894-30.8	42-132	.318	30-84	.357	24-35	.686	10-71	81-2.8	45-0	84	48	0	26	133-4.6
Waleskowski	29-9	495-17.1	53-128	.414	4-14	.286	10-13	.769	37-50	87-3.0	56-1	28	41	12	12	120-4.1
Mathews	29-0	279-9.6	30-60	.500	0-0	.000	19-30	.633	11-23	34-1.2	47-0	6	24	22	4	79-2.7
Callier	19-0	111-5.8	11-35	.314	5-12	.417	6-12	.500	8-18	26-1.4	15-0	3	13	2	5	33-1.7
Haywood	14-0	39-2.8	6-7	.857	0-0	.000	3-13	.231	2-2	4-0.3	5-0	4	3	0	2	15-1.1
Moran	9-0	23-2.6	0-6	.000	0-4	.000	0-4	.000	1-1	2-0.2	5-0	3	1	0	2	3-0.3
Wightman	8-0	11-1.4	1-4	.250	0-2	.000	0-0	.000	1-1	2-0.3	2-0	1	2	0	2	2-0.3
Gordon	1-0	1-1.0	0-0	.000	0-0	.000	0-0	.000	0-0	0-0.0	0-0	0	0	0	0	0-0.0
Fells	8-0	15-1.9	0-1	.000	0-0	.000	0-5	.000	2-1	2-0.4	1-0	0	1	0	1	0-0.0
Team									39-53	102-3.5	1-0		3			
FSU	29	5,800	718-1,662	.432	186-559	.333	352-524	.672	308-696	1,004-34.6	550-12	404	432	130	273	1,974-68.1
Opponents	29	5,800	650-1,662	.391	209-618	.339	421-571	.737	364-705	1,069-36.9	531	388	473	93	200	1,930-66.6

Rick Benson (right) pulled down a single-game program-record 32 rebounds against Florida Southern on Feb. 7, 1955. His effort marks only one of three times in school history a player has pulled down 30 or more rebounds in a single game.

Granville Arnold (far right) holds the school record for career free throw shooting with an .817 mark. His single-season career high of .842 from the free throw line during the 1984 season is the sixth highest single-season total in school history.



YEAR-BY-YEAR ALL-TIME INDIVIDUAL STATISTICS

Year	Points	Scoring Average	Rebounds	Assists	Blocked Shots	Steals	Field Goal %	Free Throw %
1947-48	164 ... Bill Kratzert	9.7 ... Bill Kratzert						
1948-49	208 ... Lee Benjamin	18.9 ... Lee Benjamin						
1949-50								
1950-51	493 ... Bill Hartman	18.3 ... Bill Hartman					.388 ... Bill Hartman	
1951-52	299 ... Tom McLaughlin	12.0 ... Tom McLaughlin	NA				.355 ... Duane Gordon	.728 ... Bob Whitmer
1952-53	468 ... Ham Wernke	21.3 ... Ham Wernke					.467 ... Gary Wold	.763 ... Jim Oler
1953-54	372 ... Ham Wernke	18.6 ... Ham Wernke						
1954-55	549 ... Jim Oler	21.1 ... Jim Oler	451 ... Rick Benson				.438 ... Bob Williams	.781 ... Ham Wernke
1955-56	743 ... Jim Oler	29.7 ... Jim Oler	237 ... Gary Wold				.481 ... Gary Wold	.818 ... Jimmy Oler
1956-57	509 ... Hugh Durham	19.6 ... Hugh Durham	237 ... Larry Strom	NA			.514 ... Larry Strom	.802 ... Bobby Waits
1957-58	425 ... Burt Deckel	17.0 ... Burt Deckel	303 ... Dan Boltz				.423 ... Larry Strom	.800 ... Hugh Durham
1958-59	504 ... Hugh Durham	21.9 ... Hugh Durham	264 ... Dan Boltz				.466 ... Charlie Tinsley	.806 ... Hugh Durham
1959-60	527 ... Dave Fedor	21.1 ... Dave Fedor	400 ... Dave Fedor				.472 ... Dave Fedor	.756 ... Dave Fedor
1960-61	456 ... Dave Fedor	19.0 ... Dave Fedor	336 ... Dave Fedor				.537 ... Ray Swain	.804 ... Dave Fedor
1961-62	470 ... Dave Fedor	20.4 ... Dave Fedor	233 ... Dave Fedor		NA	NA	.573 ... Ray Swain	.784 ... Dave Fedor
1962-63	395 ... Charlie Long	16.5 ... Charlie Long	199 ... Jerry Shirley				.538 ... Dale Reeves	.750 ... Jerry Shirley
1963-64	323 ... Gary Schull	12.9 ... Gary Schull					.868 ... Jerry Shirley	
1964-65	349 ... Jerry Shirley	15.2 ... Jerry Shirley	273 ... Gary Schull				.511 ... Bobby Lovell	.841 ... Ron Maimen
1965-66	474 ... Gary Schull	19.0 ... Gary Schull	317 ... Gary Schull				.514 ... Gary Schull	.759 ... Jim Lytle
1966-67	390 ... Bill Glenn	15.6 ... Bill Glenn	197 ... Dick Danford				.506 ... Dick Danford	.800 ... Bill Glenn
1967-68	508 ... Dave Cowens	18.8 ... Dave Cowens	456 ... Dave Cowens				.555 ... Jan Gies	.840 ... Randy Cable
1968-69	508 ... Dave Cowens	20.3 ... Dave Cowens	437 ... Dave Cowens	155 ... Skip Young			.620 ... Jan Gies	.750 ... Dale Klay
1969-70	463 ... Dave Cowens	17.8 ... Dave Cowens	447 ... Dave Cowens	127 ... Skip Young			.636 ... Willie Williams	.895 ... Ken Macklin
1970-71	589 ... Ron King	22.7 ... Ron King	390 ... Reggie Royals	227 ... Otto Petty			.534 ... Vernell Elzy	.833 ... Greg Samuels
1971-72	573 ... Ron King	17.9 ... Ron King	351 ... Reggie Royals	173 ... Otto Petty			.538 ... Larry Gay	.754 ... Ron King
1972-73	430 ... Reggie Royals	16.5 ... Reggie Royals	265 ... Reggie Royals	202 ... Otto Petty			.580 ... Lawrence McCray	.700 ... Otis Cole
1973-74	440 ... Larry Warren	16.9 ... Larry Warren	254 ... Lawrence McCray	96 ... Otis Cole			.551 ... Greg Grady	.814 ... Eugene Harris
1974-75	400 ... Larry Warren	16.0 ... Larry Warren	267 ... Greg Grady	110 ... Wayne Smalls			.581 ... Greg Grady	.778 ... Larry Warren
1975-76	390 ... David Thompson	14.4 ... David Thompson	203 ... Greg Grady	91 ... Carlton Byrd			.638 ... Harry Davis	.759 ... Eugene Harris
1976-77	500 ... David Thompson	16.5 ... David Thompson	212 ... Harry Davis	159 ... Carlton Byrd	20 ... David Thompson	56 ... David Thompson	.567 ... Harry Davis	.838 ... Wayne Smalls
1977-78	546 ... Harry Davis	19.5 ... Harry Davis	211 ... David Thompson	166 ... Tony Jackson	14 ... Murray Brown	73 ... Tony Jackson	.577 ... Harry Davis	.816 ... Kris Anderson
1978-79	629 ... Murray Brown	21.7 ... Murray Brown	242 ... Murray Brown	158 ... Tony Jackson	25 ... Murray Brown	58 ... Tony Jackson	.691 ... Murray Brown	.815 ... Kris Anderson
1979-80	635 ... Mickey Dillard	20.4 ... Mickey Dillard	245 ... Elvis Rolle	213 ... Tony Jackson	42 ... Elvis Rolle	65 ... Tony Jackson	.646 ... Murray Brown	.766 ... Mickey Dillard
1980-81	515 ... Mickey Dillard	18.3 ... Mickey Dillard	257 ... Elvis Rolle	91 ... Mickey Dillard	47 ... Elvis Rolle	52 ... Mickey Dillard	.593 ... Kris Anderson	.794 ... Mickey Dillard
1981-82	523 ... Mitchell Wiggins	23.8 ... Mitchell Wiggins	213 ... Mitchell Wiggins	111 ... Tony William	20 ... Oren Gilmore	66 ... Tony William	.574 ... Mitchell Wiggins	.825 ... Tony William
1982-83	544 ... Mitchell Wiggins	22.7 ... Mitchell Wiggins	196 ... Mitchell Wiggins	156 ... Tony William	9 ... Maurice Myrick	75 ... Tony William	.538 ... Michael Johnson	.770 ... Granville Arnold
1983-84	626 ... Alton Lee Gipson	20.2 ... Alton Lee Gipson	208 ... Alton Lee Gipson	215 ... Tony William	23 ... Randy Allen	70 ... Dean Schaffer	.574 ... Dean Schaffer	.842 ... Granville Arnold
1984-85	568 ... Alton Lee Gipson	18.9 ... Alton Lee Gipson	234 ... Alton Lee Gipson	171 ... Dean Schaffer	47 ... Alton Lee Gipson	81 ... Dean Schaffer	.612 ... Jerome Fitchett	.727 ... Joe Farrar
1985-86	486 ... Pee Wee Barber	16.8 ... Pee Wee Barber	163 ... Randy Allen	146 ... Pee Wee Barber	30 ... Randy Allen	52 ... Pee Wee Barber	.615 ... Jerome Fitchett	.808 ... LaRae Davis
1986-87	576 ... Pee Wee Barber	19.2 ... Pee Wee Barber	235 ... Randy Allen	144 ... Pee Wee Barber	26 ... Jerome Fitchett	38 ... Pee Wee Barber	.572 ... Jerome Fitchett	.819 ... Jerome Fitchett
1987-88	546 ... George McCloud	18.2 ... George McCloud	269 ... Tat Hunter	105 ... George McCloud	20 ... Jerome Fitchett	45 ... Tharon Mayes	.590 ... Michael Polite	.891 ... Brad Johnson
1988-89	683 ... George McCloud	22.8 ... George McCloud	249 ... Tat Hunter	125 ... George McCloud	20 ... Tat Hunter	53 ... George McCloud	.570 ... Tat Hunter	.875 ... George McCloud
1989-90	559 ... Tharon Mayes	23.3 ... Tharon Mayes	262 ... Michael Polite	93 ... Tharon Mayes	36 ... Rodney Dobard	52 ... Tharon Mayes	.582 ... Michael Polite	.833 ... Tharon Mayes
1990-91	524 ... Doug Edwards	16.4 ... Doug Edwards	273 ... Michael Polite	103 ... Charlie Ward	47 ... Rodney Dobard	71 ... Charlie Ward	.570 ... Rodney Dobard	.713 ... Charlie Ward
1991-92	570 ... Sam Cassell	18.4 ... Sam Cassell	271 ... Doug Edwards	122 ... Charlie Ward	46 ... Rodney Dobard	75 ... Charlie Ward	.624 ... Rodney Dobard	.812 ... Chuck Graham
1992-93	675 ... Bob Sura	19.9 ... Bob Sura	290 ... Doug Edwards	120 ... Sam Cassell	111 ... Rodney Dobard	97 ... Sam Cassell	.572 ... Rodney Dobard	.759 ... Sam Cassell
1993-94	573 ... Bob Sura	21.2 ... Bob Sura	213 ... Bob Sura	121 ... Bob Sura	54 ... Andre Reid	65 ... Bob Sura	.518 ... Kirk Luchman	.759 ... Chuck Graham
1994-95	502 ... Bob Sura	18.6 ... Bob Sura	210 ... Corey Louis	146 ... Bob Sura	74 ... Corey Louis	49 ... Bob Sura	.541 ... Andre Reid	.810 ... Derrick Carroll
1995-96	494 ... James Collins	18.3 ... James Collins	172 ... Kirk Luchman	131 ... LaMarr Greer	43 ... Corey Louis	62 ... James Collins	.626 ... Kirk Luchman	.707 ... Scott Shepherd
1996-97	514 ... James Collins	16.6 ... James Collins	194 ... Randall Jackson	184 ... Kerry Thompson	46 ... Randall Jackson	55 ... James Collins	.516 ... Kirk Luchman	.730 ... Kirk Luchman
1997-98	394 ... Randall Jackson	12.7 ... Randall Jackson	225 ... Corey Louis	172 ... Kerry Thompson	50 ... Corey Louis	59 ... Terrell Baker	.556 ... Corey Louis	.798 ... Terrell Baker
1998-99	451 ... Ron Hale	16.0 ... Ron Hale	168 ... Ron Hale	181 ... Delvon Arrington	27 ... Ron Hale	80 ... Terrell Baker	.605 ... Damous Anderson	.800 ... Ron Hale
1999-00	438 ... Ron Hale	15.6 ... Ron Hale	137 ... Oliver Simmons	182 ... Delvon Arrington	43 ... David Anderson	44 ... Delvon Arrington	.508 ... Damous Anderson	.755 ... Ron Hale
2000-01	344 ... Delvon Arrington	11.5 ... Delvon Arrington	179 ... Michael Joiner	143 ... Delvon Arrington	44 ... Mike Mathews	56 ... Delvon Arrington	.484 ... Nigel Dixon	.808 ... Andrew Wilson
2001-02	434 ... Monte Cummings	15.5 ... Monte Cummings	180 ... Nigel Dixon	182 ... Delvon Arrington	34 ... Mike Mathews	61 ... Delvon Arrington	.528 ... Monte Cummings	.806 ... Adam Waleskowski
2002-03	495 ... Tim Pickett	17.1 ... Tim Pickett	165 ... Tim Pickett	97 ... Todd Galloway	34 ... Trevor Harvey	82 ... Tim Pickett	.590 ... Trevor Harvey	.865 ... Tim Pickett

TEAM RECORDS

SINGLE GAME RECORDS

MOST POINTS - HOME

- 139, Baptist, 1976-77
- 134, Valdosta State, 1971-72
- 133, Central Florida, 1988-89
- 125, South Dakota, 1970-71
- 122, Miami, 1967-68
- 122, Clemson, 1969-70
- 122, Samford, 1970-71

MOST POINTS - AWAY

- 123, Tampa, 1961-62
- 121, Pepperdine, 1969-70
- 116, Tampa, 1960-61
- 112, Miami, 1969-70
- 111, Miami, 1968-69

MOST POINTS - NEUTRAL

- 130, LSU, 1967-68
- 117, Southern Mississippi, 1970-71
- 112, Arkansas, 1988-89
- 108, Furman, 1956-57
- 108, Tulane, 1969-70

MOST POINTS - BOTH TEAMS

- 230 - FSU 130, LSU 100, 1967-68
- 222 - Jacksonville 114, FSU 108, 1970-71
- 220 - FSU 114, Miami 106, 1970-71
- 219 - Georgia Tech 111, FSU 108, 1998-99
- 219 - FSU 117, USM 102, 1986-87

WINNING MARGIN

- 69 - FSU 134, Valdosta 65, 1971-72
- 67 - FSU 139, Baptist 72, 1976-77
- 64 - FSU 121, Tampa 57, 1965-66
- 60 - FSU 125, South Dakota 64, 1970-71
- 58 - FSU 108, Georgia Tech 50, 1971-72

FEWEST POINTS ALLOWED

- 21 vs. Mississippi College, 1948-49
- 24 vs. Mississippi College, 1949-50
- 27 vs. Troy State, 1949-50
- 34 vs. Samford, 1972-73
- 34 vs. Memphis State, 1978-79

REBOUNDS

- 84 vs. LSU, 1967-68
- 82 vs. Valdosta, 1970-71
- 72 vs. Valdosta, 1968-69
- 76 vs. Georgetown, 1969-70
- 76 vs. Wisconsin-Milwaukee, 1970-71

MOST FOULS

- 36 vs. NC State, 1995-96
- 35 vs. Florida, 1964-65
- 34 vs. Memphis State, 1959-60
- 33 vs. Vanderbilt, 1986-87
- 32 vs. Alabama, 1964-65
- 32 vs. Florida, 1967-68
- 32 vs. Missouri, 1976-77
- 32 vs. San Diego State, 1982-83
- 32 vs. Iowa, 1987-88

FEWEST FOULS

- 7 vs. Connecticut, 1972-73
- 8 vs. Southern Miss., 1990-91
- 9 vs. Stetson, 1971-72
- 9 vs. Louisville, 1984-85
- 9 vs. Radford, 1995-96
- 9 vs. Marist, 1996-97

FIELD GOALS ATTEMPTED

- 115 vs. LSU, 1965-66
- 111 vs. Valdosta State, 1968-69
- 110 vs. Valdosta State, 1971-72
- 109 vs. Valdosta State, 1970-71

FIELD GOALS MADE

- 56 vs. Baptist, 1976-77
- 55 vs. Valdosta State, 1971-72
- 54 vs. South Dakota, 1970-71
- 54 vs. Samford, 1970-71
- 53 vs. Valdosta State, 1968-69
- 53 vs. Central Florida, 1988-89

FREE THROWS ATTEMPTED

- 53 vs. Stetson, 1957-58
- 52 vs. Arkansas, 1988-89
- 52 vs. Cincinnati, 1988-89
- 49 vs. Miami, 1989-90
- 48 vs. Georgia, 1957-58
- 48 vs. FIU, 1987-88

FREE THROWS MADE

- 42 vs. Cincinnati, 1988-89
- 39 vs. Florida Atlantic, 1993-94
- 38 vs. Stetson, 1956-57
- 37 vs. Marquette, 1980-81
- 36 vs. Georgia, 1957-58

THREE-POINT ATTEMPTS

- 34 vs. Maryland, 1994-95
- 32 vs. North Carolina, 1993-94
- 31 vs. North Carolina, 1993-94
- 31 vs. North Carolina, 1998-99
- 30 vs. Temple, 1991-93
- 30 vs. Western Carolina, 2001-02
- 29 vs. North Carolina, 1991-92
- 29 vs. Georgia Tech, 1995-96
- 29 vs. Temple, 1999-00
- 29 vs. Wake Forest, 2002-03

THREE-POINTERS MADE

- 14 vs. Jacksonville, 1996-97
- 13 vs. LaSalle, 1988-89
- 13 vs. North Carolina, 1991-92
- 13 vs. NC State, 1991-95
- 12 vs. Iowa, 1987-88
- 12 vs. Clemson, 1992-93
- 12 vs. North Carolina, 1994-95
- 12 vs. Connecticut, 1996-97
- 12 vs. Savannah State, 2001-02

THREE-POINT PERCENTAGE

(Minimum 10 Attempts)

- .800 (8-10) vs. Memphis State, 1987-88
- .700 (7-10) vs. Duke, 2000-01
- .692 (9-13) vs. Jacksonville, 1999-00
- .667 (8-12) vs. Miami, 1989-90
- .647 (11-17) vs. North Carolina, 1995-96
- .643 (9-14) at North Carolina, 2000-01
- .636 (7-11) vs. Jacksonville, 1988-89
- .636 (14-22) vs. Jacksonville, 1996-97
- .615 (8-13) vs. South Carolina, 1986-87

SEASON RECORDS

FIELD GOALS ATTEMPTED

- 23721971-72 (32 games)
- 23151992-93 (35 games)
- 21641954-55 (26 games)
- 20821970-71 (26 games)
- 20551973-74 (26 games)

FIELD GOALS MADE

- 11451992-93 (35 games)
- 11101971-72 (32 games)
- 9991988-89 (30 games)
- 9901970-71 (26 games)
- 9861977-78 (29 games)

FREE THROWS ATTEMPTED

- 9821954-55 (26 games)
- 8091990-91 (32 games)
- 8071992-93 (35 games)
- 8001971-72 (32 games)
- 7991956-57 (26 games)

FREE THROWS MADE

- 7071954-55 (26 games)
- 5611971-72 (32 games)
- 5601988-89 (30 games)
- 5431956-57 (26 games)
- 5431992-93 (35 games)

REBOUNDS

- 16081971-72 (32 games)
- 14511969-70 (26 games)
- 14221954-55 (26 games)
- 13881967-68 (27 games)
- 13881970-71 (26 games)

REBOUNDS PER GAME

- 55.41969-70 (26 games)
- 54.61954-55 (26 games)
- 53.41970-71 (26 games)
- 52.21959-60 (25 games)
- 52.01958-59 (23 games)

FEWEST POINTS ALLOWED

- 14271949-50 (25 games)
- 15671961-62 (23 games)
- 15951951-52 (23 games)
- 16781952-53 (22 games)
- 16801962-63 (25 games)

FEWEST POINTS PER

- #### GAME ALLOWED
- 57.11949-50 (25 games)
 - 63.61950-51 (27 games)
 - 66.81996-97 (32 games)
 - 67.21962-63 (25 games)
 - 66.62002-03 (29 games)

MOST POINTS SCORED

- 30201992-93 (35 games)
- 27811971-72 (32 games)
- 27391988-89 (30 games)
- 25651991-92 (32 games)
- 25371990-91 (32 games)

MOST POINTS PER GAME

- 91.71969-70 (26 games)
- 91.51970-71 (26 games)
- 91.31988-89 (30 games)
- 90.31967-68 (27 games)
- 86.31954-55 (26 games)

HIGHEST POINT MARGIN

- 16.51969-70 (26 games)
- 15.51971-72 (32 games)
- 15.01975-76 (27 games)
- 11.91967-68 (27 games)
- 11.41974-75 (26 games)

HIGHEST FIELD GOAL PCT.

- .5321979-80 (31 games)
- .5291963-84 (31 games)
- .5121961-62 (23 games)
- .5101978-79 (29 games)
- .5091985-86 (29 games)

HIGHEST FREE THROW PCT.

- .7291967-68 (27 games)
- .7271963-64 (28 games)
- .7271988-89 (30 games)
- .7191957-58 (25 games)
- .7191962-83 (28 games)

THREE-POINT ATTEMPTS

- 5881994-95 (27 games)
- 5641992-93 (35 games)
- 5581996-97 (32 games)
- 5251998-99 (30 games)
- 5242002-03 (29 games)

THREE-POINTERS MADE

- 2111994-95 (27 games)
- 1951996-97 (32 games)
- 1871992-93 (35 games)
- 1862002-03 (29 games)
- 1811988-89 (30 games)

HIGHEST THREE-POINT

- #### PERCENTAGE
- .4371987-88 (30 games)
 - .4161986-87 (30 games)
 - .3591994-95 (27 games)
 - .3571999-00 (28 games)
 - .3491996-97 (32 games)



TEAM RECORDS

MISCELLANEOUS RECORDS

SINGLE GAME

Largest Winning Margin on the Road – 41 vs. Jacksonville (106-65), 1967-68
Largest Winning Margin at Home – 69 vs. Valdosta State (134-65), 1971-72
Most Points Scored in First Half – 70 vs. Pepperdine (121-83), 1969-70
Most Points Scored in Second Half – 78 vs. LSU (130-100), 1967-68
Fewest Points Allowed at Home – 21 vs. Mississippi College (53-21), 1948-49
Fewest Points Allowed on the Road – 34 vs. Samford (47-34), 1972-73
Most Points Allowed at a Neutral Site – 46 vs. Mercer (52-46), 1948-49
Most Points Allowed at Home – 111 vs. Georgia Tech (111-108 2OT), 1998-99
Most Points Allowed on the Road – 115 vs. North Carolina (115-80), 1965-66
Most Points Allowed at a Neutral Site – 110 vs. Beloit (110-88), 1954-55
Fewest Points Scored at Home – 35 vs. Sewanee (43-35), 1948-49
Fewest Points Scored on the Road – 30 vs. Florida (50-30), 1966-67
Fewest Points Scored at a Neutral Site – 43 vs. Tennessee (65-43), 1964-65
Highest Field Goal Percentage – .727 vs. Minnesota (48-of-66), 1979-80
Highest Field Goal Percentage in a Half – .826 vs. South Florida (19-of-23), 1998-99

SEASON

Most Games Played – 35, 1992-93
Fewest Games Played – 18, 1947-48
Most Victories – 27, 1971-72
Longest Winning Streak – 11, 1969-70
Longest Winning Streak at Home – 29, 1974-75
Longest Winning Streak on the Road – 7, 1949-51 and 1954-55
Fewest Defeats – 3, 1969-70
Highest Winning Percentage – .885 (23-3), 1969-70
Most 100-Point Games – 11, 1988-89
Fewest Victories – 5, 1947-48 and 1951-52
Most Points Allowed Per Game – 81.9 (23 games), 1959-60
Longest Losing Streak – 13, 1947-48
Longest Losing Streak at Home – 4, 1956-57
Longest Losing Streak on the Road – 25, 1956-59
Fewest Points – 850 (18 games), 1947-48
Fewest Points Per Game – 47.2 (18 games), 1947-48
Most Points Allowed – 2422 (30 games), 1988-89; 2429 (32 games), 1990-91; 2788 (35 games), 1992-93
Lowest Winning Percentage – .200 (5-20), 1951-52
Highest Field Goal Percentage – .532 (964-1811), 1979-80
Highest Free Throw Percentage – .729 (526 of 722), 1967-68
Lowest Field Goal Percentage – .203, 1951-52
Lowest Free Throw Percentage – .586 (406 of 693), 1950-51
Fewest Personal Fouls – 363 (23 games), 1961-62
Most Personal Fouls – 637 (29 games), 1978-79

CIVIC CENTER RECORDS

INDIVIDUAL

Points – 40, Pee Wee Barber vs. Miami, Feb. 26, 1987
Points (Half) – 25, Randy Allen vs. St. Joseph's (Me.), Jan. 7, 1985
Points By Opponent – 38, Terry Dozier (South Carolina), Jan. 21, 1987
Field Goals – 16, Alton Lee Gipson vs. Tampa, Nov. 26, 1984
Field Goals By Opponent – 16, Dell Curry (Virginia Tech), Feb. 24, 1986
Free Throws Attempted – 17, Chuck Graham vs. Jacksonville, Nov. 26, 1991; 17, Sam Cassell vs. Jacksonville, Nov. 26, 1991
Free Throws Attempted By Opponent – 16, Elliot Perry (Memphis State), Feb. 1, 1989
Free Throws Made – 16, Bob Sura vs. South Florida, Nov. 29, 1994
Free Throws Made By Opponent – 15, Elliot Perry (Memphis State), Feb. 1, 1989
Free Throw Percentage – 100% (8-8), Michael Johnson vs. Louisville, Jan. 30, 1982;
 100% (14-14), Doug Edwards vs. Clemson, Feb. 8, 1992;
 100% (11-11), Nick Bryant vs. Florida Atlantic, Dec. 1, 1993;
 100% (16-16), Bob Sura vs. South Florida, Nov. 29, 1994;
 100% (7-7), Ron Hale vs. NC State, Jan. 23, 1999;
 100% (9-9), Ron Hale vs. Georgia Tech, Feb. 11, 1999;
 100% (8-8), Antwan Dixon vs. Virginia, Feb. 26, 2000;
 100% (6-6), Antwan Dixon vs. Wake Forest, Feb. 10, 2001;
 100% (6-6), Monte Cummings vs. Furman, Dec. 4, 2000;
 100% (6-6), Monte Cummings vs. North Carolina, Jan. 20, 2001
 100% (6-6), J.D. Bracy vs. Maryland, Feb. 27, 2002
 100% (8-8), Tim Pickett vs. Virginia, March 1, 2003;
Free Throw Percentage By Opponent – 100% (9-9), Ronnie Williams (Florida), Jan. 11, 1982;
 100% (6-6), Kris Hunter (Jacksonville), Dec. 17, 2000
Rebounds – 21, Tat Hunter vs. Virginia Tech, March 1, 1989;
 21, Michael Polite vs. Texas Southern, Nov. 29, 1991
Rebounds By Opponent – 20, Mike Hackett (Jacksonville), Dec. 9, 1981
Assists – 16, Tony William vs. Jacksonville, Feb. 12, 1983
Assists By Opponent – 14, Kenny Siler (So. Miss.), Jan. 18, 1986

TEAM

Points – 133 vs. Central Florida, Nov. 25, 1988
Points By Opponent – 109, Arkansas, Jan. 21, 1991
Points (Half) – 68 vs. Louisville, Feb. 7, 1987
Fewest Points – 48 vs. North Carolina, Dec. 22, 2002
Fewest Points By Opponent – 41, Florida International, Nov. 20, 1994; 41 by Savannah State, Nov. 20, 2001
Fewest Points (Half) – 17 vs. Clemson, Feb. 15, 1998
Fewest Points By Opponent (Half) – 10, Jacksonville, Dec. 6, 1997
Combined Score – 219, Florida State 117, Southern Miss. 102, Feb. 28, 1987; 219, Georgia Tech 111, Florida State 108, 2OT, Feb. 11, 1999
Personal Fouls – 30 vs. Georgia Tech, Feb. 11, 1999
Personal Fouls By Opponents – 33, Jacksonville, Nov. 26, 1992
Lowest Combined Personal Fouls – 25 vs. Georgia Tech, Feb. 15, 1992; vs. Georgia Tech, March 2, 1994
Fewest Personal Fouls – 8 vs. Southern Miss., Feb. 26, 1991
Fewest Personal Fouls By Opponent – 9 vs. Tulane, Feb. 20, 1984; 9 vs. North Carolina, Jan. 6, 1999
Field Goal Percentage – 71.9 vs. UNC Asheville, Jan. 2, 1992
Field Goal Percentage By Opponent – 64.0 vs. Southern Miss., Jan. 18, 1986
Field Goals – 53 vs. Central Florida, Nov. 25, 1988
Field Goals By Opponent – 43, Southern Miss., Jan. 18, 1986
Free Throws Attempted – 52 vs. Cincinnati, Jan. 21, 1989
Free Throws Attempted By Opponent – 40, Jacksonville, Jan. 8, 1990
Fewest Free Throws Attempted – 2 vs. North Carolina, Jan. 6, 1999
Fewest Free Throws Attempted By Opponent – 4 by Elon, Nov. 23, 2001
Free Throws – 42 vs. Cincinnati, Jan. 21, 1989
Free Throws By Opponent – 27, South Carolina, March 2, 1985
Fewest Free Throws – 1 vs. North Carolina, Jan. 6, 1999
Fewest Free Throws By Opponent – 3, Georgia Tech, Feb. 15, 1992
Rebounds – 65 vs. Texas Southern, Nov. 27, 1990
Rebounds By Opponents – 48 vs. Duke, Feb. 17, 1999
Home Attendance – 137,863 (15 games), 1992-93
Home Average Attendance – 9,191 (15 games), 1992-93
Largest Crowd – 13,610 vs. Duke, Jan. 30, 1992
Winning Streak – 11, 1986-87, 1987-88

YEAR-BY-YEAR RESULTS

Year	Overall			Final AP Rank	Affiliation	Conference				Conference Tournament				Coach	Postseason
	Win	Loss	Pct.			Win	Loss	Pct.	Finish	Win	Loss	Pct.	Finish		
1947-48	5	13	.277		independent	—	—	—	—	—	—	—	—	Don Loucks	
1948-49	12	12	.500		independent	—	—	—	—	—	—	—	—	J.K. Kennedy	
1949-50	15	10	.600		independent	—	—	—	—	—	—	—	—	J.K. Kennedy	
1950-51	18	9	.667		independent	—	—	—	—	—	—	—	—	J.K. Kennedy	
1951-52	5	20	.200		independent	—	—	—	—	—	—	—	—	J.K. Kennedy	
1952-53	11	11	.500		independent	—	—	—	—	—	—	—	—	J.K. Kennedy	
1953-54	13	7	.619		independent	—	—	—	—	—	—	—	—	J.K. Kennedy	
1954-55	22	4	.846		independent	—	—	—	—	—	—	—	—	J.K. Kennedy	
1955-56	16	9	.640		independent	—	—	—	—	—	—	—	—	J.K. Kennedy	
1956-57	9	17	.346		independent	—	—	—	—	—	—	—	—	J.K. Kennedy	
1957-58	9	16	.360		independent	—	—	—	—	—	—	—	—	J.K. Kennedy	
1958-59	8	15	.347		independent	—	—	—	—	—	—	—	—	J.K. Kennedy	
1959-60	10	15	.400		independent	—	—	—	—	—	—	—	—	J.K. Kennedy	
1960-61	14	10	.583		independent	—	—	—	—	—	—	—	—	J.K. Kennedy	
1961-62	15	8	.651		independent	—	—	—	—	—	—	—	—	J.K. Kennedy	
1962-63	15	10	.600		independent	—	—	—	—	—	—	—	—	J.K. Kennedy	
1963-64	14	14	.500		independent	—	—	—	—	—	—	—	—	J.K. Kennedy	
1964-65	16	10	.620		independent	—	—	—	—	—	—	—	—	J.K. Kennedy	
1965-66	15	11	.577		independent	—	—	—	—	—	—	—	—	J.K. Kennedy	
1966-67	11	15	.423		independent	—	—	—	—	—	—	—	—	Hugh Durham	
1967-68	19	8	.704		independent	—	—	—	—	—	—	—	—	Hugh Durham	NCAA (0-1)
1968-69	18	8	.692		independent	—	—	—	—	—	—	—	—	Hugh Durham	
1969-70	23	3	.885	10	independent	—	—	—	—	—	—	—	—	Hugh Durham	
1970-71	17	9	.654		independent	—	—	—	—	—	—	—	—	Hugh Durham	
1971-72	27	6	.818	10	independent	—	—	—	—	—	—	—	—	Hugh Durham	4-1 (NCAA Finals)
1972-73	18	8	.692		independent	—	—	—	—	—	—	—	—	Hugh Durham	
1973-74	18	8	.692		independent	—	—	—	—	—	—	—	—	Hugh Durham	
1974-75	18	8	.692		independent	—	—	—	—	—	—	—	—	Hugh Durham	
1975-76	21	6	.778		independent	—	—	—	—	—	—	—	—	Hugh Durham	
1976-77	16	11	.593		Metro	5	7	.417	5th	0	1	.000	First Round	Hugh Durham	
1977-78	23	6	.793	15	Metro	11	1	.917	1st	1	1	.500	Finals	Hugh Durham	NCAA (0-1)
1978-79	19	10	.655		Metro	7	3	.700	3rd	2	1	.667	Finals	Joe Williams	
1979-80	22	9	.710		Metro	7	5	.583	4th	2	1	.667	Finals	Joe Williams	NCAA (1-1)
1980-81	17	11	.607		Metro	7	5	.583	2nd	1	1	.500	Semifinals	Joe Williams	
1981-82	11	17	.392		Metro	4	8	.333	6th	1	1	.500	Semifinals	Joe Williams	
1982-83	14	14	.500		Metro	5	7	.417	5th	0	1	.000	Semifinals	Joe Williams	
1983-84	20	11	.645		Metro	9	5	.643	3rd	1	1	.500	Semifinals	Joe Williams	NIT (1-1)
1984-85	14	16	.467		Metro	4	10	.286	7th	2	1	.667	Finals	Joe Williams	
1985-86	12	17	.414		Metro	4	10	.286	7th	1	1	.500	Semifinals	Joe Williams	
1986-87	19	11	.633		Metro	3	9	.250	6th	0	1	.000	First Round	Pat Kennedy	NIT (1-1)
1987-88	19	11	.633		Metro	8	6	.571	2nd	1	1	.500	Semifinals	Pat Kennedy	NCAA (0-1)
1988-89	22	8	.733	16	Metro	10	4	.714	2nd	1	1	.500	Finals	Pat Kennedy	NCAA (0-1)
1989-90	16	15	.516		Metro	6	9	.400	5th	0	1	.000	First Round	Pat Kennedy	
1990-91	21	11	.592		Metro	12	5	.706	2nd	3	0	1.000	Champions	Pat Kennedy	NCAA (1-1)
1991-92	22	10	.687	20	ACC	11	5	.688	2nd	1	1	.500	Semifinals	Pat Kennedy	NCAA Sweet 16 (2-1)
1992-93	25	10	.714	11	ACC	12	4	.750	2nd	0	1	.000	Quarterfinals	Pat Kennedy	NCAA Elite Eight (3-1)
1993-94	13	14	.481		ACC	6	10	.375	T7th	0	1	.000	Quarterfinals	Pat Kennedy	
1994-95	12	15	.444		ACC	5	11	.313	T6th	0	1	.000	Quarterfinals	Pat Kennedy	
1995-96	13	14	.481		ACC	5	11	.313	8th	0	1	.000	First Round	Pat Kennedy	
1996-97	20	12	.625		ACC	6	10	.375	7th	0	1	.000	Quarterfinals	Pat Kennedy	NIT Finals (4-1)
1997-98	18	14	.563		ACC	6	10	.375	T6th	0	1	.000	First Round	Steve Robinson	NCAA (1-1)
1998-99	13	17	.433		ACC	5	11	.313	T7th	1	1	.500	Quarterfinals	Steve Robinson	
1999-00	12	17	.414		ACC	6	10	.375	T6th	1	1	.500	Quarterfinals	Steve Robinson	
2000-01	9	21	.300		ACC	4	12	.333	8th	0	1	.000	First Round	Steve Robinson	
2001-02	12	17	.414		ACC	4	12	.333	T7th	1	1	.500	Quarterfinals	Steve Robinson	
2002-03	14	15	.483		ACC	4	12	.333	9th	1	1	.500	Quarterfinals	Leonard Hamilton	

note - Florida State was a member of the Metro Conference from 1976-77 through 1990-91.
note - Florida State joined the Atlantic Coast Conference to begin the 1991-92 season.



YEAR-BY-YEAR TEAM STATISTICS



Year	G	FG-FGA	Pct.	3FG-3FGA	Pct.	FT-FTA	Pct.	O-D-REB	Avg.	PF	AST	TO	BL	ST	PTS-Avg.
1947-48	18	312				226									850-47.2
18															979-54.4
1948-49	24														1220-50.8
24															1211-50.5
1949-50	25	NA	NA			NA	NA				NA				1444-57.8
25															1339-53.6
1950-51	27							NA	NA	NA					1792-66.4
27															1716-63.6
1951-52	25	585-1925	.304			301-505	.596				568				1471-58.8
25															1759-70.4
1952-53	22	599-1764	.339			449-694	.690				462				1647-74.9
22		621-1717	.362			436-725	.601				439				1678-76.3
1953-54	20														1505-75.3
20															1448-72.4
1954-55	26	794-2164	.367			707-982	.720	1422	54.6	522					2295-88.3
26		756-2059	.367			539-826	.653	1061	40.8	578					2051-78.9
1955-56	25	667-1648	.405			689-947	.728	1129	45.1	497					2023-80.9
25		710-1703	.417			494-799	.618	1188	47.5	554					1914-76.5
1956-57	26	704-1862	.378			543-799	.680	1091	42.0	496					1951-75.1
26		763-1981	.385			545-805	.677	1246	47.9	482					2061-79.3
1957-58	25	621-1853	.335			447-622	.719	1247	49.9	494					1689-67.6
25		697-1766	.395			454-689	.659	1352	54.1	448					1848-73.9
1958-59	23	667-1758	.379			436-646	.675	1195	52.0	486					1770-77.0
23		698-1884	.415			479-699	.685	1312	57.1	455					1875-81.5
1959-60	25	730-1883	.388			468-713	.656	1305	52.2	547					1928-77.1
25		719-1883	.427			512-783	.654	1328	53.1	505		NA			1950-78.0
1960-61	24	672-1467	.458			442-634	.697	1054	43.9	451					1786-74.4
24		629-1501	.419			411-629	.653	1023	42.6	467	NA				1669-69.5
1961-62	23	709-1386	.512			363-525	.691	897	39.0	383					1781-77.4
23		615-1458	.422			337-482	.699	930	40.4	430			NA	NA	1567-68.1
1962-63	25	707-1513	.467			330-517	.638	1047	41.9	488					1744-69.8
25		599-1434	.418			482-678	.717	977	39.1	421					1680-67.2
1963-64	28														1835-65.5
28															1838-65.6
1964-65	26	697-1574	.443	NA	NA	425-593	.717	1058	40.7	520					1819-70.0
26		629-1444	.436			505-704	.717	1001	38.5	490					1763-67.8
1965-66	26	696-1588	.438			505-720	.701	1109	42.7	553					1897-73.0
26		647-1462	.443			483-714	.677	991	38.1	542					1777-68.4
1966-67	26	721-1596	.452			402-581	.692	1037	39.9	533					1844-70.9
26		725-1634	.444			486-702	.692	1200	46.2	455					1936-75.5
1967-68	27	956-1960	.488			526-722	.729	1388	51.4	561					2438-90.3
27		793-1911	.415			532-736	.723	1134	42.0	534					2118-78.4
1968-69	26	925-1965	.471			412-633	.651	1336	51.4	436					2260-86.9
26		774-1708	.453			498-688	.724	1039	40.0	308					2056-79.1
1969-70	26	939-1950	.482			507-705	.719	1209	46.5	517	411				2385-91.7
26		743-1837	.405			469-687	.683	1312	50.5	508	296				1955-75.2
1970-71	26	990-2082	.476			400-592	.676	1388	53.4	462	499				2380-91.5
26		842-1943	.433			401-612	.655	1208	46.5	534	384				2085-80.2
1971-72	33	1110-2372	.468			561-800	.701	1608	48.7	564	634				2781-84.3
33		904-2153	.420			478-722	.662	1386	42.0	597	470				2286-69.3
1972-73	26	938-1886	.497			244-401	.609	1250	48.1	452	513				2120-81.5
26		779-1817	.429			302-427	.707	1022	39.3	443	367				1860-71.5
1973-74	26	971-2055	.473			347-491	.707	1230	47.3	509	436	478			2289-88.0
26		856-1903	.450			333-487	.684	1100	42.3	544	342	539			2045-78.7
1974-75	26	932-1858	.502			294-456	.645	1099	42.3	517	425	472			2158-83.0
26		766-1732	.442			330-474	.696	1019	39.2	521	335	548			1862-71.6
1975-76	27	956-1949	.491			350-507	.690	1168	43.3	585	459	462			2264-83.9
27		751-1668	.450			360-540	.667	980	36.3	538	361	552			1862-69.0
1976-77	27	945-1888	.501			361-547	.660	1056	39.1	580	439	489			2251-83.4
27		839-1735	.484			405-563	.719	1029	38.1	559	381	547			2083-77.2
1977-78	29	986-1957	.504			444-683	.650	1161	40.0	576	408	451	67	276	2416-83.3
29		861-1875	.459			368-532	.692	1045	36.0	621	282	544	75	191	2090-72.1
1978-79	29	882-1728	.510			461-672	.686	1022	35.2	637	379	407	61	223	2225-76.7
29		829-1656	.501			476-674	.706	889	30.7	626	316	512	84	193	2134-73.6
1979-80	31	964-1811	.532			529-772	.685	1021	32.9	556	471	496	90	204	2461-79.4
31		968-1942	.499			383-559	.685	1018	32.8	669	405	499	99	234	2319-74.8
1980-81	28	772-1578	.489			525-766	.685	1028	36.7	603	287	402	98	190	2069-73.9
28		770-1675	.460			457-654	.699	956	34.1	661	323	424	72	208	1993-71.2
1981-82	28	850-1740	.489			368-548	.672	967	34.5	570	328	484	45	210	2068-73.9
28		851-1662	.512			418-623	.671	936	33.4	540	407	452	84	191	2120-75.7

YEAR-BY-YEAR TEAM STATISTICS

Year	G	FG-FGA	Pct.	3FG-3FGA	Pct.	FT-FTA	Pct.	O-D-REB	Avg.	PF	AST	TO	BL	ST	PTS-Avg.
1982-83	28	826-1716	.481			470-653	.720	958	34.2	602	353	448	43	237	2122-75.8
	28	845-1665	.508			473-656	.721	954	34.1	597	374	481	73	182	2163-77.3
1983-84	31	936-1769	.529			426-630	.676	999	32.2	569	534	477	105	261	2298-74.1
	31	867-1837	.472			395-602	.656	1025	33.1	587	440	487	59	208	2129-68.8
1984-85	30	935-1877	.498	NA	NA	432-646	.669	1101	36.7	564	484	416	124	266	2302-76.7
	30	860-1854	.464			434-633	.686	1075	35.8	600	374	438	71	186	2154-71.8
1985-86	29	945-1858	.509			414-593	.698	980	33.8	568	461	519	97	228	2304-79.5
	29	950-1899	.500			457-632	.723	1088	37.5	559	457	508	72	187	2357-81.3
1986-87	30	942-1940	.486	178-428	.416	448-638	.702	1161	38.7	589	381	436	88	159	2510-83.7
	30	899-2026	.444	118-295	.400	435-632	.688	1153	38.4	598	330	426	93	153	2351-78.4
1987-88	30	943-1857	.508	154-352	.438	488-715	.683	1147	38.2	571	401	430	69	214	2528-84.3
	30	865-1861	.465	138-401	.344	422-595	.709	957	31.9	627	365	450	94	193	2285-76.2
1988-89	30	999-1980	.505	181-474	.382	560-770	.727	1116	37.2	557	411	419	71	251	2739-91.3
	30	957-1989	.481	141-385	.366	367-541	.678	1096	36.5	672	408	502	72	188	2422-80.7
1989-90	31	882-1886	.468	117-343	.341	495-700	.707	410-632-1123	36.2	559	389	513	96	256	2376-76.7
	31	909-1903	.478	122-363	.336	401-570	.704	350-583-1048	33.8	620	486	481	100	206	2341-75.5
1990-91	32	924-2001	.462	147-446	.330	542-809	.670	453-725-1261	39.4	622	440	492	152	275	2537-79.3
	32	883-1995	.443	171-476	.359	492-703	.700	413-642-1161	36.3	652	441	502	93	231	2429-75.9
1991-92	32	954-1970	.484	170-491	.346	487-734	.664	396-699-1194	38.5	595	469	482	145	290	2565-82.7
	32	859-1927	.446	213-558	.382	469-677	.693	371-649-1145	36.9	590	447	518	99	223	2400-77.4
1992-93	35	1145-2315	.495	187-564	.332	543-807	.673	460-784-1376	39.3	606	584	554	210	322	3020-86.3
	35	1170-2392	.450	220-587	.375	414-631	.656	551-790-1341	38.3	669	563	581	102	257	2788-79.7
1993-94	27	760-1713	.444	166-520	.319	392-598	.656	378-606-1076	39.9	514	377	431	110	231	2078-77.0
	27	714-1643	.435	169-468	.361	423-637	.664	382-632-1014	37.6	501	433	442	111	203	2020-74.8
1994-95	27	745-1679	.444	211-588	.359	326-486	.671	377-600-1036	38.4	515	386	440	167	186	2027-75.1
	27	714-1630	.438	166-438	.379	419-588	.713	376-589-965	35.7	468	355	379	68	202	2013-74.6
1995-96	27	727-1650	.441	175-506	.346	404-620	.652	359-560-1002	37.1	508	396	361	122	236	2033-75.3
	27	687-1554	.442	190-529	.359	409-604	.677	365-631-996	36.9	549	361	426	82	195	1973-73.1
1996-97	32	866-1928	.449	195-558	.349	421-656	.642	386-716-1206	37.7	601	492	439	142	280	2348-73.4
	32	758-1896	.400	172-538	.320	448-687	.652	475-715-1190	37.2	567	360	485	118	200	2136-66.8
1997-98	32	836-1830	.457	129-438	.295	486-731	.665	381-762-1240	38.8	631	461	543	165	237	2287-71.5
	32	766-1881	.407	179-569	.315	507-731	.694	406-674-1080	33.8	632	373	464	115	296	2218-69.3
1998-99	30	765-1721	.445	178-525	.339	410-621	.660	318-575-967	32.2	599	447	472	86	264	2118-70.6
	30	766-1663	.461	199-554	.359	469-705	.665	393-678-1071	35.7	566	429	523	121	241	2200-73.3
1999-00	29	656-1591	.412	175-490	.357	387-566	.684	319-655-1075	37.1	483	352	449	120	153	1874-64.6
	29	750-1758	.427	194-535	.363	342-536	.638	395-648-1043	36.0	509	404	341	128	238	2036-70.2
2000-01	30	742-1739	.427	148-464	.319	453-675	.671	396-701-1097	36.6	600	389	448	103	166	2085-69.5
	30	795-1756	.453	219-515	.395	479-688	.696	364-697-1061	35.4	580	420	389	131	226	2288-76.3
2001-02	29	759-1765	.430	169-503	.336	395-602	.656	450-676-1126	38.8	537	382	476	102	222	2082-71.8
	29	753-1709	.441	223-612	.364	417-589	.708	361-655-1016	35.0	573	429	461	122	247	2146-74.0
2002-03	29	748-1662	.432	186-559	.333	352-524	.672	308-698-1004	34.6	550	404	432	130	273	1974-68.1
	29	650-1662	.391	209-618	.338	421-571	.737	364-705-1069	36.9	531	388	473	93	200	1930-66.6

Ken Macklin (right) holds the single-season school record for free throw shooting percentage with a .695 mark during the 1969-70 season. He missed only six free throws as he went 51-of-57 from the line for the season.

Jerry Shirley (far right) is one of only two players in school history to shoot better than .800 from the free throw line for his career. He shot .813 from the line from 1963-1965.



RECORDS

FSU INDIVIDUAL RECORDS IN ACC GAMES

POINTS

- 37, Ron Hale at Wake Forest, Jan. 4, 2000
- 35, Bob Sura at Duke, Jan. 22, 1994
- 34, Sam Cassell at Wake Forest, Jan. 11, 1992
- 34, Bob Sura at Maryland, Feb. 13, 1993
- 31, Bob Sura vs. NC State, Feb. 16, 1994
- 31, Ron Hale vs. Clemson, Jan. 12, 1999
- 30, Sam Cassell at Clemson, Jan. 20, 1993
- 30, Bob Sura vs. Virginia, Jan. 4, 1995
- 29, Bob Sura at Duke, Feb. 24, 1993

FIELD GOALS MADE

- 14, Sam Cassell at Maryland, Feb. 5, 1992
- 14, Bob Sura at Duke, Jan. 22, 1994
- 13, Sam Cassell at Wake Forest, Jan. 11, 1992
- 13, Bob Sura at Maryland, Feb. 13, 1993
- 13, Corey Louis at North Carolina, Jan. 25, 1995
- 12, Sam Cassell at Clemson, Jan. 20, 1993
- 12, Bob Sura vs. NC State, Feb. 16, 1994
- 11, Doug Edwards vs. Maryland, Jan. 13, 1993
- 11, Doug Edwards vs. Virginia, Feb. 8, 1993
- 11, Chuck Graham at North Carolina, Jan. 26, 1994
- 11, Ron Hale at Wake Forest, Jan. 4, 2000
- 11, Damous Anderson at Georgia Tech, Feb. 21, 2000
- 11, Monte Cummings at North Carolina, Feb. 17, 2002
- 11, Tim Pickett at Wake Forest, Jan. 26, 2003

FIELD GOALS ATTEMPTED

- 27, Bob Sura at Duke, Jan. 22, 1994
- 24, Sam Cassell at Wake Forest, Jan. 11, 1992
- 24, Bob Sura at Maryland, Feb. 13, 1993
- 24, Bob Sura at Wake Forest, Jan. 7, 1995
- 23, Sam Cassell at Maryland, Feb. 5, 1992
- 23, James Collins vs. Maryland, Jan. 10, 1995
- 22, Bob Sura vs. Clemson, Feb. 20, 1993
- 21, Sam Cassell vs. Virginia, Jan. 4, 1992
- 21, Ron Hale vs. NC State, Jan. 23, 1999

FIELD GOAL PERCENTAGE (Minimum 5 FGM)

- 1,000, Rodney Dobard (6-6) at Georgia Tech, Jan. 23, 1992
- 1,000, Kirk Luchman (6-6) vs. Georgia Tech, Feb. 28, 1996
- 1,000, Monte Cummings (6-6) at Georgia Tech, Jan. 27, 2001
- 1,000, Mike Mathews (6-6) vs. Wake Forest, Feb. 10, 2001
- 909, Doug Edwards (10-11) vs. NC State, March 13, 1992
- 889, Terrell Baker (8-9) vs. NC State, Jan. 28, 1998
- 875, Rodney Dobard (7-8) vs. NC State, Jan. 25, 1992
- 875, Bob Sura (7-8) vs. NC State, Jan. 16, 1993
- 875, Corey Louis (7-8) vs. Clemson, Jan. 11, 1997
- 857, Rodney Dobard (6-7) at Maryland, Jan. 18, 1992
- 857, Sam Cassell (12-14) at Clemson, Jan. 20, 1993
- 857, Delvon Arrington (6-7) vs. Georgia Tech, Feb. 11, 1999
- 818, Rodney Dobard (9-11) vs. Wake Forest, Feb. 10, 1993

THREE-POINTERS MADE

- 6, Sam Cassell at Wake Forest, Jan. 11, 1992
- 6, Sam Cassell vs. Georgia Tech, Feb. 15, 1992
- 6, Sam Cassell at Clemson, Jan. 20, 1993
- 6, Tim Pickett at Virginia, Jan. 29, 2003
- 6, Tim Pickett vs. Virginia, March 1, 2003
- 5, Chuck Graham vs. North Carolina, Feb. 27, 1992
- 5, Sam Cassell vs. North Carolina, Feb. 27, 1992
- 5, Bob Sura at Wake Forest, Feb. 10, 1994
- 5, Chuck Graham at Wake Forest, Feb. 10, 1994
- 5, Chuck Graham at North Carolina, Feb. 26, 1994
- 5, James Collins vs. Clemson, Jan. 17, 1996
- 5, James Collins at Clemson, Feb. 17, 1996
- 5, James Collins at North Carolina, Feb. 24, 1996
- 5, Geoff Brower at North Carolina, Feb. 24, 1996
- 5, James Collins vs. Wake Forest, March 7, 1997
- 5, Adrian Crawford at Virginia, Dec. 1, 1998

THREE-POINTERS ATTEMPTED

- 13, James Collins at Clemson, Feb. 17, 1996
- 12, Sam Cassell at North Carolina, Jan. 27, 1993
- 12, Bob Sura vs. North Carolina, Feb. 27, 1993
- 12, James Collins vs. Wake Forest, Jan. 6, 1996
- 12, James Collins vs. Clemson, Jan. 11, 1997
- 11, Sam Cassell at Wake Forest, Jan. 11, 1992
- 11, Bob Sura vs. Maryland, Jan. 10, 1995
- 11, James Collins vs. Maryland, Jan. 10, 1995
- 11, Tim Pickett at Georgia Tech, Jan. 14, 2003
- 11, Tim Pickett at Wake Forest, Jan. 26, 2003
- 11, Tim Pickett vs. Virginia, March 1, 2003

THREE-POINT PERCENTAGE (Minimum 3 FGM)

- 1,000, Sam Cassell (6-6) at Clemson, Jan. 20, 1993
- 1,000, Geoff Brower (5-5) at North Carolina, Feb. 24, 1996
- 1,000, Adrian Crawford (4-4) vs. Wake Forest, Jan. 20, 1999
- 1,000, Delvon Arrington (3-3) at Virginia, Jan. 16, 2001
- 1,000, Adrian Crawford (4-4) at North Carolina, Feb. 22, 2001
- 1,000, Michael Joiner (3-3) vs. Virginia, March 1, 2003
- .833, Chuck Graham (5-6) at North Carolina, Feb. 26, 1994
- .800, Kerry Thompson (4-5) vs. Virginia, Jan. 8, 1997
- .800, Ron Hale (4-5) at Wake Forest, Jan. 4, 2000
- .800, Damous Anderson (4-5) at North Carolina, Jan. 22, 2000
- .750, Bob Sura (3-4) vs. NC State, Jan. 16, 1993
- .750, Terrell Baker (3-4) at NC State, Jan. 3, 1998
- .750, Terrell Baker (3-4) at Maryland, Jan. 7, 1998
- .750, Ron Hale (3-4) vs. Clemson, Jan. 12, 1999
- .750, Delvon Arrington (3-4) vs. Georgia Tech, March 2, 2002

FREE THROWS MADE

- 14, Doug Edwards vs. Clemson, Feb. 8, 1992
- 11, Doug Edwards at NC State, Feb. 10, 1992
- 11, Ron Hale at Wake Forest, Jan. 4, 2000
- 10, Sam Cassell vs. Clemson, Feb. 20, 1993
- 10, Scott Shepard vs. Maryland, Feb. 10, 1996
- 10, James Collins at Maryland, March 4, 1996
- 10, Ron Hale vs. Maryland, Feb. 29, 1997
- 10, Monte Cummings vs. Georgia Tech, March 2, 2002
- 10, Anthony Richardson at Georgia Tech, Jan. 14, 2003
- 9, Bob Sura vs. Virginia, Feb. 8, 1993
- 9, Doug Edwards at Maryland, Feb. 13, 1993
- 9, Bob Sura at Duke, Feb. 24, 1993
- 9, Bob Sura vs. Virginia, Jan. 4, 1995
- 9, Bob Sura vs. NC State, Jan. 15, 1995
- 9, Ron Hale vs. Georgia Tech, Feb. 11, 1999

FREE THROWS ATTEMPTED

- 15, Ron Hale vs. Maryland, Feb. 29, 1997
- 14, Doug Edwards vs. Clemson, Feb. 8, 1992
- 14, Doug Edwards at Maryland, Feb. 13, 1993
- 13, Bob Sura vs. Virginia, Feb. 8, 1993
- 13, Bob Sura vs. Maryland, Feb. 12, 1994
- 12, Doug Edwards at NC State, Feb. 10, 1992
- 12, Bob Sura vs. NC State, March 13, 1992
- 12, Bob Sura vs. NC State, Jan. 15, 1995
- 12, Ron Hale at Wake Forest, Jan. 4, 2000
- 11, Bob Sura at Virginia, Jan. 6, 1993
- 11, Sam Cassell vs. Clemson, Feb. 20, 1993
- 11, Bob Sura at Duke, Feb. 24, 1993
- 11, Nigel Dixon vs. Virginia, Feb. 20, 2002
- 11, Monte Cummings vs. Georgia Tech, March 2, 2002

FREE THROW PERCENTAGE (Minimum 7 FTM)

- 1,000, Doug Edwards (14-14) vs. Clemson, Feb. 8, 1992
- 1,000, Randall Jackson (7-7) vs. Virginia, Feb. 28, 1998
- 1,000, Ron Hale (8-8) vs. NC State, Jan. 23, 1999
- 1,000, Ron Hale (7-7) at Maryland, Jan. 27, 1999
- 1,000, Ron Hale (9-9) vs. Georgia Tech, Feb. 11, 1999
- 1,000, Antwan Dixon (8-8) vs. Virginia, Feb. 26, 2000
- 1,000, Anthony Richardson (10-10) at Georgia Tech, Jan. 14, 2003
- 1,000, Tim Pickett (8-8) vs. Virginia, March 1, 2003

OFFENSIVE REBOUNDS

- 8, Corey Louis at Virginia, Feb. 4, 1995
- 7, Doug Edwards at Virginia, Jan. 6, 1993
- 7, Doug Edwards vs. Duke, Jan. 24, 1993
- 7, Doug Edwards at North Carolina, Jan. 27, 1993
- 7, Doug Edwards vs. NC State, Feb. 10, 1993
- 7, Doug Edwards vs. Clemson, March 12, 1993
- 7, Corey Louis vs. Clemson, Feb. 18, 1995
- 7, Kirk Luchman at Wake Forest, Jan. 25, 1997
- 7, Ron Hale vs. NC State, Jan. 23, 1999
- 7, Michael Joiner at NC State, Feb. 25, 2001
- 7, Nigel Dixon vs. Georgia Tech, March 2, 2002
- 6, Doug Edwards vs. Georgia Tech, Jan. 31, 1993
- 6, Randall Jackson at Georgia Tech, Jan. 15, 1997
- 6, Nigel Dixon vs. Duke, Jan. 6, 2002
- 6, Nigel Dixon vs. Maryland, Feb. 27, 2002

DEFENSIVE REBOUNDS

- 12, Rodney Dobard at North Carolina, Dec. 15, 1991
- 12, Michael Joiner at Wake Forest, Jan. 9, 2001
- 11, Bob Sura vs. NC State, Jan. 15, 1995
- 11, Tim Pickett vs. North Carolina, Dec. 22, 2002
- 10, Oliver Simmons at NC State, Feb. 2, 2000
- 9, Doug Edwards vs. Georgia Tech, Jan. 31, 1992
- 9, Bob Sura vs. Maryland, Jan. 10, 1995
- 9, Kirk Luchman vs. Wake Forest, March 1, 1997
- 9, Corey Louis at Virginia, Feb. 4, 1998
- 9, Delvon Arrington at Maryland, Feb. 14, 2001
- 9, Delvon Arrington vs. Georgia Tech, Feb. 28, 2001
- 8, Doug Edwards vs. Virginia, Feb. 8, 1993
- 8, Doug Edwards vs. Maryland, Feb. 13, 1993
- 8, Doug Edwards vs. Clemson, March 12, 1993
- 8, Delvon Arrington at Clemson, Feb. 12, 2000
- 8, Tim Pickett vs. Duke, Feb. 2, 2003
- 8, Tim Pickett vs. Virginia, March 1, 2003

TOTAL REBOUNDS

- 17, Michael Joiner at Wake Forest, Jan. 10, 2001
- 15, Rodney Dobard at Maryland, Jan. 18, 1992
- 15, Doug Edwards vs. Clemson, March 12, 1993
- 13, Doug Edwards at Maryland, Jan. 18, 1992
- 13, Doug Edwards vs. Maryland, Feb. 5, 1992
- 13, Bob Sura at Virginia, Feb. 4, 1995
- 12, Rodney Dobard at North Carolina, Dec. 15, 1991
- 12, Doug Edwards vs. Virginia, Jan. 4, 1992
- 12, Rodney Dobard vs. Maryland, Feb. 5, 1992
- 12, Doug Edwards vs. North Carolina, Feb. 27, 1992
- 12, Bob Sura vs. NC State, Jan. 15, 1995
- 12, Corey Louis at Virginia, Feb. 4, 1995
- 12, Randall Jackson vs. Wake Forest, March 1, 1997
- 12, Nigel Dixon vs. Duke, Jan. 6, 2002

ASSISTS

- 13, Delvon Arrington at Georgia Tech, Jan. 9, 1999
- 12, Bob Sura vs. NC State, Jan. 15, 1995
- 11, Charlie Ward at Georgia Tech, Jan. 23, 1992
- 10, Charlie Ward vs. NC State, Jan. 16, 1993
- 10, Kerry Thompson vs. North Carolina, Jan. 22, 1997
- 10, Delvon Arrington at Georgia Tech, Jan. 19, 2000 vs. Georgia Tech, Feb. 21, 2000 vs. North Carolina, Feb. 23, 2000 at Maryland, March 1, 2000 vs. Duke, Jan. 6, 2002
- 9, Sam Cassell at Virginia, Jan. 6, 1993
- 9, Bob Sura at Wake Forest, Jan. 8, 1994
- 9, Charlie Ward at Wake Forest, Feb. 10, 1994
- 9, Kerry Thompson vs. Duke, Feb. 15, 1997
- 9, Delvon Arrington vs. Georgia Tech, March 2, 2002

FSU INDIVIDUAL RECORDS IN ACC GAMES

BLOCKED SHOTS

9, Corey Louis vs. Maryland, Jan. 10, 1995
 7, Rodney Dobard vs. Maryland, Jan. 13, 1993
 6, Rodney Dobard at Wake Forest, Jan. 9, 1993
 6, Rodney Dobard at North Carolina, Jan. 27, 1993
 6, Rodney Dobard at NC State, Feb. 17, 1993
 6, Randell Jackson vs. Virginia, Feb. 28, 1998
 6, David Anderson vs. Duke, Jan. 21, 2000
 6, Delvon Arrington at Georgia Tech, Jan. 27, 2001
 5, Rodney Dobard at Duke, Feb. 24, 1993
 5, Randell Jackson vs. Wake Forest, Jan. 6, 1996
 5, Corey Louis vs. North Carolina, Jan. 24, 1996
 5, Corey Louis vs. Maryland, Feb. 10, 1996
 5, Karim Shabazz at Virginia, Dec. 1, 1998
 5, Mike Mathews vs. Virginia, Feb. 17, 2001
 5, Anthony Richardson vs. Georgia Tech, Feb. 15, 2003

STEALS

9, Bob Sura at Georgia Tech, March 2, 1995
 8, Charlie Ward at Wake Forest, Jan. 11, 1992
 7, Delvon Arrington at Clemson, Feb. 23, 2002
 6, Charlie Ward vs. Clemson, Feb. 8, 1992
 6, James Collins vs. NC State, Feb. 14, 1996
 6, Kerry Thompson vs. Maryland, Jan. 29, 1997
 6, Delvon Arrington at Georgia Tech, Jan. 27, 2001
 5, Charlie Ward at Clemson, Feb. 16, 1994
 5, Bob Sura vs. Duke, Jan. 21, 1995
 5, Kerry Thompson at NC State, Jan. 3, 1998
 5, Delvon Arrington at North Carolina, Jan. 22, 1999
 5, Delvon Arrington vs. Virginia, Jan. 30, 1999
 5, Delvon Arrington at North Carolina, Feb. 7, 1999
 5, Delvon Arrington at North Carolina, Jan. 22, 2000
 5, Tim Pickett at Georgia Tech, Jan. 14, 2003

FSU TEAM RECORDS IN ACC GAMES

MOST POINTS IN A GAME

111, vs. Wake Forest, Feb. 10, 1993
 110, vs. North Carolina, Feb. 27, 1992
 108, vs. Georgia Tech, Feb. 11, 1999
 105, vs. Maryland, Jan. 13, 1993
 102, vs. Clemson, Feb. 8, 1992
 102, vs. Clemson, Feb. 20, 1993
 100, vs. Virginia, Feb. 6, 1994
 100, vs. Maryland, Feb. 10, 1996
 99, vs. Virginia, Feb. 8, 1993
 98, vs. NC State, Jan. 25, 1992
 96, vs. Georgia Tech, Jan. 31, 1993
 93, vs. NC State, March 13, 1992
 91, at Maryland, Jan. 18, 1992

FIRST HALF POINTS

57, vs. Wake Forest, Feb. 10, 1993
 53, vs. Clemson, Feb. 20, 1993
 52, vs. NC State, Jan. 15, 1995
 51, vs. Clemson, Feb. 8, 1992
 51, vs. Georgia Tech, Jan. 31, 1993
 50, at Clemson, March 3, 2001
 49, at NC State, Feb. 10, 1992
 47, vs. Virginia, Feb. 6, 1994
 46, at North Carolina, Dec. 15, 1991
 46, vs. North Carolina, Feb. 27, 1992
 46, at North Carolina, Feb. 24, 1996
 46, vs. North Carolina, Jan. 22, 1997

SECOND HALF POINTS

65, vs. Maryland, Jan. 13, 1993
 65, vs. Maryland, Feb. 10, 1996
 64, vs. North Carolina, Feb. 27, 1992
 57, vs. Virginia, Feb. 8, 1993
 54, vs. Wake Forest, Feb. 10, 1993
 53, vs. Virginia, Feb. 6, 1994
 52, at Maryland, Feb. 13, 1993
 51, vs. NC State, Jan. 25, 1992
 51, vs. Clemson, Feb. 8, 1992
 51, vs. Virginia, Feb. 28, 1998
 51, vs. Georgia Tech, Feb. 11, 1999
 50, vs. NC State, March 13, 1992

FIELD GOALS MADE

44, vs. Wake Forest, Feb. 10, 1993
 42, vs. Georgia Tech, Feb. 11, 1999
 41, vs. Georgia Tech, Jan. 31, 1993
 41, vs. NC State, Jan. 15, 1995
 39, vs. North Carolina, Feb. 27, 1992
 39, vs. NC State, March 13, 1992
 37, vs. Maryland, Jan. 13, 1993
 37, vs. Clemson, Feb. 20, 1993
 36, at Wake Forest, Jan. 11, 1992
 36, vs. Duke, Jan. 24, 1993
 35, vs. NC State, Jan. 25, 1992
 35, at Clemson, Jan. 20, 1993
 35, vs. Virginia, Feb. 8, 1993
 35, at Georgia Tech, March 4, 1993

FIELD GOALS ATTEMPTED

85, vs. Georgia Tech, Jan. 31, 1993
 80, at Georgia Tech, Jan. 27, 1996
 79, vs. Georgia Tech, Feb. 11, 1999
 77, vs. Clemson, March 12, 1993
 76, vs. Duke, Jan. 24, 1993
 76, vs. Wake Forest, Feb. 10, 1993
 75, vs. North Carolina, March 11, 1994
 75, vs. Maryland, Jan. 10, 1995
 74, at Virginia, Jan. 6, 1993
 74, at Duke, Jan. 22, 1994

FIELD GOAL PERCENTAGE

.639, vs. NC State (39-61), March 13, 1992
 .615, vs. Wake Forest (24-39), Jan. 20, 1999
 .614, vs. Clemson (27-44), Jan. 17, 1996
 .612, vs. NC State, Jan. 15, 1995
 .600, vs. Duke, Feb. 2, 2003
 .579, vs. Wake Forest, Feb. 10, 1993
 .578, at NC State (26-45), Jan. 3, 1998
 .574, vs. Maryland (31-54), Feb. 10, 1996
 .569, at North Carolina (29-51), Feb. 24, 1996
 .558, vs. Duke, Jan. 21, 1995
 .552, vs. Maryland, Jan. 13, 1993
 .547, vs. Wake Forest (29-53), Jan. 22, 1998

THREE-POINTERS MADE

13, vs. North Carolina, Feb. 27, 1992
 13, at NC State, Feb. 15, 1995
 12, at Clemson, Jan. 20, 1993
 12, at Wake Forest, Feb. 10, 1994
 12, at Clemson, Jan. 18, 1995
 12, vs. North Carolina, Feb. 25, 1995
 11, at North Carolina, Feb. 25, 1994
 11, at North Carolina, Feb. 24, 1996
 11, vs. Wake Forest, March 7, 1997
 11, vs. Virginia, March 1, 2003

THREE-POINTERS ATTEMPTED

34, vs. Maryland, Jan. 10, 1995
 32, at North Carolina, Feb. 25, 1994
 31, vs. North Carolina, March 11, 1994
 31, vs. North Carolina, Jan. 6, 1999
 29, at Georgia Tech, Jan. 27, 1996
 29, vs. Wake Forest, Feb. 26, 2003
 28, at Virginia, Feb. 4, 1995
 28, vs. Clemson, Feb. 18, 1995
 27, at Clemson, Jan. 18, 1995
 27, at NC State, Feb. 15, 1995
 27, at Wake Forest, Feb. 7, 1996
 27, at NC State, Feb. 26, 1997

THREE-POINT PERCENTAGE

.700, vs. Duke (7-10), Jan. 4, 2001
 .643, at North Carolina (9-14), Feb. 22, 2001
 .600, vs. Virginia (6-10), Feb. 17, 2001
 .647, at North Carolina (11-17), Feb. 24, 1996
 .591, vs. North Carolina (13-22), Feb. 27, 1992
 .571, vs. Wake Forest (8-14), Jan. 20, 1999
 .556, vs. North Carolina (10-18), Jan. 22, 2000
 .526, vs. North Carolina (10-19), Jan. 16, 2002
 .500, vs. Georgia Tech (10-20), Feb. 15, 1992
 .500, at Clemson (12-24), Jan. 20, 1993
 .500, vs. Wake Forest (7-14), Feb. 10, 1993
 .500, at Wake Forest (12-24), Feb. 10, 1994
 .500, at Virginia (6-12), Jan. 3, 1996
 .500, vs. Clemson (10-20), Jan. 17, 1996
 .500, vs. Maryland (9-18), Feb. 10, 1996
 .500, vs. Virginia (8-16), Feb. 28, 1998
 .500, vs. Clemson (9-18), March 4, 1999
 .500, at Virginia (8-16), Jan. 20, 2002
 .500, vs. Georgia Tech, Feb. 15, 2003

FREE THROWS MADE

37, vs. Clemson, Feb. 8, 1992
 29, vs. Maryland, Feb. 10, 1996
 25, vs. Virginia, Feb. 8, 1993
 25, vs. Clemson, Feb. 15, 1998
 24, vs. Virginia, Feb. 6, 1994
 24, vs. Virginia, Feb. 26, 2000
 23, at NC State, Feb. 10, 1992
 23, vs. Maryland, Jan. 13, 1993
 23, at Clemson, Jan. 13, 1998
 23, vs. NC State, Jan. 23, 1999
 23, vs. Clemson, Jan. 31, 2001
 23, at Maryland, Feb. 14, 2001
 22, vs. NC State, Jan. 25, 1992
 22, vs. Clemson, March 4, 1999



FSU TEAM RECORDS IN ACC GAMES

FREE THROWS ATTEMPTED

48, vs. Clemson, Feb. 8, 1992
40, vs. Maryland, Feb. 10, 1996
40, vs. Clemson, Feb. 15, 1998
37, at Clemson, Jan. 13, 1998
35, vs. Clemson, March 4, 1999
35, at Maryland, Feb. 14, 2001
34, vs. Maryland, Jan. 13, 1993
34, vs. North Carolina, Jan. 20, 2002
33, at Maryland, Feb. 13, 1993
33, vs. Virginia, Feb. 26, 2000
33, vs. Clemson, Jan. 31, 2001
32, vs. Virginia, Feb. 8, 1993
31, vs. Maryland, Jan. 29, 1997
31, vs. NC State, Jan. 23, 1999
31, vs. NC State, Jan. 25, 2001
30, at NC State, Feb. 10, 1992
30, vs. Virginia, Feb. 6, 1994
30, vs. Maryland, Feb. 27, 1999

FREE THROW PERCENTAGE

1,000, at Wake Forest (11-11),
Jan. 25, 1997
941, at Maryland (16-17), Jan. 11, 1994
941, vs. Virginia (16-17), Feb. 28, 1999
929, at Georgia Tech (13-14),
Jan. 14, 2003
900, vs. North Carolina (9-9),
Jan. 20, 2001
867, vs. Georgia Tech (13-15),
March 2, 1994
867, vs. Clemson (13-15), Feb. 18, 1995
842, at Clemson (16-19), March 3, 2001
833, at Maryland (20-24), March 4, 1996
833, vs. Virginia (10-12), Feb. 17, 2001
833, at NC State (15-18), Feb. 18, 2003
826, at Maryland (19-23), Jan. 27, 1999
813, at NC State (13-16), Jan. 8, 2002
810, at NC State (17-21), Feb. 2, 2000
800, vs. NC State (12-15), Jan. 4, 1997
789, vs. North Carolina (15-19),
Dec. 20, 1997
786, at Virginia (11-14), Feb. 4, 1995
783, vs. Wake Forest (18-23),
Jan. 20, 1999

OFFENSIVE REBOUNDS

26, at Georgia Tech, Jan. 15, 1997
25, vs. Georgia Tech, Jan. 31, 1993
25, vs. NC State, March 7, 1996
23, vs. North Carolina, March 11, 1994
23, vs. Clemson, Feb. 18, 1995
23, vs. Georgia Tech, Feb. 18, 1998
22, vs. Maryland, Jan. 10, 1995
22, vs. Maryland, Feb. 27, 1999
21, vs. North Carolina, Jan. 24, 1996

DEFENSIVE REBOUNDS

39, vs. Georgia Tech, Feb. 28, 2001
37, vs. NC State, Jan. 15, 1995
34, vs. Maryland, Jan. 13, 1993
31, at Clemson, March 3, 2001
30, vs. Wake Forest, Jan. 22, 1998
30, vs. Duke, Jan. 6, 2002
29, at Maryland, Jan. 18, 1992
29, vs. Virginia, Feb. 6, 1994
29, at Wake Forest, Jan. 7, 1995
29, at NC State, Feb. 2, 2000
28, vs. NC State, Jan. 25, 1992
28, at Virginia, Jan. 6, 1993
28, at Maryland, Jan. 7, 1998
28, vs. Clemson, March 4, 1999
28, at South Florida, Jan. 8, 2000
28, vs. Clemson, Jan. 26, 2002

TOTAL REBOUNDS

54, vs. NC State, Jan. 15, 1995
51, vs. NC State, March 7, 1996
50, at Virginia, Jan. 6, 1993
49, vs. Georgia Tech, Jan. 31, 1993
49, at Georgia Tech, Jan. 15, 1996
48, at Wake Forest, Jan. 7, 1995
47, vs. Virginia, Feb. 6, 1994

ASSISTS

26, vs. NC State, Jan. 15, 1995
24, at Georgia Tech, Jan. 23, 1992
24, vs. Wake Forest, Feb. 10, 1993
23, vs. NC State, March 13, 1992
23, vs. Maryland, Jan. 13, 1993
22, at Wake Forest, Jan. 11, 1992
22, vs. North Carolina, Feb. 27, 1992
22, at Clemson, Jan. 20, 1993
21, vs. Clemson, Feb. 20, 1993
21, at NC State, Feb. 15, 1995
21, at Georgia Tech, Jan. 9, 1999

BLOCKED SHOTS

14, vs. Maryland, Jan. 10, 1995
11, vs. Virginia, Feb. 28, 1998

STEALS


18, vs. NC State, Feb. 14, 1996
16, at Wake Forest, Jan. 11, 1992
16, vs. NC State, March 13, 1992
16, at Georgia Tech, March 2, 1995
15, vs. NC State, Jan. 25, 1992
13, vs. North Carolina, Feb. 27, 1992
13, at Wake Forest, Jan. 9, 1993
13, at Georgia Tech, March 4, 1993
13, at Georgia Tech, Jan. 27, 1996
13, vs. Duke, Feb. 22, 1996

TURNOVERS

28, at Maryland, Feb. 13, 1993
24, at Duke, Jan. 6, 1992
24, at Maryland, Feb. 11, 1995
24, at Clemson, Jan. 13, 1998
24, at Duke, Feb. 7, 2002
23, at North Carolina, Jan. 27, 1993
23, vs. Maryland, Feb. 12, 1994
23, at Maryland, Jan. 27, 1999
23, vs. Maryland, Feb. 27, 1999
23, vs. Maryland, March 5, 1999
22, at Maryland, Jan. 11, 1994
22, vs. Maryland, Jan. 29, 1997
22, at Wake Forest, Feb. 20, 1999
22, at Wake Forest, Dec. 16, 2001

PERSONAL FOULS

36, vs. NC State, March 7, 1996
31, vs. Clemson, March 4, 1999
31, at Virginia, Jan. 20, 2002
30, vs. North Carolina, March 14, 1992
30, at Maryland, Jan. 7, 1998
30, at Clemson, Jan. 13, 1998
30, vs. Georgia Tech, Feb. 11, 1999
29, vs. North Carolina, March 11, 1994
27, vs. Maryland, Feb. 5, 1992
27, at Wake Forest, Feb. 7, 1996
27, at Duke, Feb. 10, 1998
27, at Wake Forest, Feb. 20, 1999
27, vs. Maryland, Feb. 27, 1999
27, at North Carolina, Feb. 17, 2002



Kirk Luchman shot .626 from the field during the 1995-96 season. His percentage ranks as the fifth best in a season in school history.

FSU MISCELLANEOUS ACC RECORDS

LARGEST WINNING MARGIN

36, vs. Virginia (100-64), Feb. 6, 1994
28, vs. NC State (107-79), Jan. 15, 1995
25, vs. Virginia (88-63), Feb. 28, 1998
24, vs. Wake Forest (83-59), Jan. 22, 1998
22, vs. NC State (98-76), Jan. 25, 1992
22, vs. Maryland (100-78), Feb. 10, 1996

LARGEST WINNING MARGIN

ON THE ROAD

19, at Georgia Tech (75-56), Jan. 9, 1999
18, at Clemson (89-71), Jan. 20, 1993
13, at NC State (68-55), Jan. 3, 1998
12, at North Carolina (86-74), Dec. 15, 1991

LARGEST LOSING MARGIN

48, at North Carolina (103-55), Jan. 24, 1998
42, at Duke (100-58), Feb. 4, 2001
34, at North Carolina (98-64), Feb. 7, 1999
33, at Clemson (78-45), Feb. 14, 1999
33, at Duke (101-68), Feb. 16, 2000
33, at Maryland (96-63), Jan. 26, 2002
31, vs. Duke (85-54), Jan. 16, 2000
31, at Duke, Feb. 7, 2002
30, at North Carolina (100-70), Jan. 25, 1995
29, vs. Clemson (78-49), Feb. 15, 1998

Best Record: 12-4, second place in 1992-93
Worst Record: 9-21 in 2000-01
Best League Finish: second place twice (1991-92 and 1992-93)
Worst League Finish: ninth place (2002-03)

Longest Winning Streak:

6, Jan. 31, 1993-Feb. 24, 1993
Longest Home Winning Streak: 10, Feb. 1, 1992-Feb. 27, 1993
Longest Road Winning Streak: 5, Jan. 11, 1992-Feb. 18, 1992
Longest Losing Streak: 9, Jan. 27, 1999 - Feb. 27, 1999
Longest Home Losing Streak: 4, Jan. 30, 1999 - Feb. 27, 1999 and Jan. 4, 2001-Jan. 25, 2001
Longest Road Losing Streak: 7, March 4, 1996 - Feb. 23, 1997
Best First Half: 6-2 in 1992-93
Best Second Half: 6-2 in 1991-92 and 1992-93
Best Home Record: 7-1 in 1992-93
Best Road Record: 6-2 in 1991-92

ACC SERIES ANATOMIES

CLEMSON (FLORIDA STATE LEADS, 24-17)

Last Florida State Win: March 13, 2003; Neutral, 72-61 (OT)
Last Clemson Win: Feb. 22, 2003; Away, 60-74
Hamilton vs. Clemson: 2-3 (2-1 at Florida State, 0-2 at Miami)
Seminoles at Home: 12-3
Seminoles on the Road: 7-10
Seminoles on Neutral Courts: 4-4
Seminoles Since 1992: 15-10
Longest Winning Streak: 5 (Jan. 19, 1994 - Jan. 17, 1996)
Largest Margin of Victory: +42; 122-80, Home (Jan. 22, 1970)
Largest Margin In Loss: -33; 45-78, Away (Feb. 14, 1999)
Most Points Scored: 122-80; Home (Jan. 22, 1970)

DUKE (DUKE LEADS, 21-4)

Last Florida State Win: Feb. 2, 2003; Home, 75-70
Last Duke Win: March 6, 2003; Away, 56-72
Hamilton vs. Duke: 1-1 (Both at Florida State)
Seminoles at Home: 4-8
Seminoles on the Road: 0-13
Seminoles on Neutral Courts: NA
Seminoles Since 1992: 4-20
Longest Winning Streak: 1 (Jan. 24, 1993, Jan. 21, 1995, Jan. 6, 2002, Feb. 5, 2003)
Largest Margin of Victory: +5; 75-70, Home (Feb. 2, 2003)
Largest Margin In Loss: -42; 100-58, Away (Feb. 4, 2001)
Most Points Scored: 89-88; Home (Jan. 24, 1993)

NORTH CAROLINA (N. CAROLINA LEADS, 30-7)

Last Florida State Win: Jan. 16, 2002; Home, 81-71
Last North Carolina Win: Feb. 8, 2003; Away, 60-61
Hamilton vs. North Carolina: 0-3 (0-2 at Florida State, 0-1 at Miami)
Seminoles at Home: 3-9
Seminoles on the Road: 3-16
Seminoles on Neutral Courts: 1-5
Seminoles Since 1992: 5-18
Longest Winning Streak: 2 (Dec. 15, 1991 - Feb. 27, 1992; Feb. 24, 1996-Jan. 22, 1997)
Largest Margin of Victory: +14; 110-96, Home (Feb. 27, 1992)
Largest Margin In Loss: -48; 103-55, Away (Jan. 24, 1998)
Most Points Scored: 110-96; Home (Feb. 27, 1992)



GEORGIA TECH (FLORIDA STATE LEADS, 27-22)

Last Florida State Win: Feb. 15, 2003; Home, 71-64
Last Georgia Tech Win: Jan. 14, 2003; Away, 74-81
Hamilton vs. Georgia Tech: 3-1 (1-1 at Florida State, 2-0 at Miami)
Seminoles at Home: 14-8
Seminoles on the Road: 11-13
Seminoles on Neutral Courts: 2-1
Seminoles Since 1992: 13-12
Longest Winning Streak: 6 (Jan. 23, 1992 - March 2, 1994)
Largest Margin of Victory: +58; 108-50, Home (Feb. 9, 1972)
Largest Margin In Loss: -21; 79-58, Away (Jan. 26, 1996)
Most Points Scored: 108-50; Home (Feb. 9, 1972)

NC STATE (NC STATE LEADS, 19-14)

Last Florida State Win: Jan. 23, 1993; Home, 71-59
Last NC State Win: Feb. 18, 2003; Away, 60-71
Hamilton vs. NC State: 0-2 (Both at Florida State)
Seminoles at Home: 9-4
Seminoles on the Road: 3-12
Seminoles on Neutral Courts: 2-3
Seminoles Since 1992: 12-15
Longest Winning Streak: 5 (Jan. 25, 1992 - Feb. 17, 1993)
Largest Margin of Victory: +28; 107-79, Home (Jan. 15, 1995)
Largest Margin In Loss: -25; 71-46, Away (Feb. 25, 2001)
Most Points Scored: 107-79; Home (Jan. 15, 1995)

MARYLAND (MARYLAND LEADS 22-6)

Last Florida State Win: Feb. 14, 2001; Away, 77-74
Last Maryland Win: Feb. 12, 2003; Home, 72-74
Hamilton vs. Maryland: 0-2 (Both at Florida State)
Seminoles at Home: 3-9
Seminoles on the Road: 3-10
Seminoles on Neutral Courts: 0-4
Seminoles Since 1992: 6-20
Longest Winning Streak: 2 (Jan. 13, 1993 - Feb. 13, 1993)
Largest Margin of Victory: +22; 100-78, Home (Feb. 10, 1986)
Largest Margin In Loss: -33; 63-96, Home (Feb. 27, 2002)
Most Points Scored: 105-85; Home (Jan. 13, 1993)

VIRGINIA (VIRGINIA LEADS, 14-10)

Last Florida State Win: March 1, 2003; Home, 73-59
Last Virginia Win: Jan. 29, 2003; Away, 72-85
Hamilton vs. Virginia: 1-1 (Both at Florida State)
Seminoles at Home: 6-6
Seminoles on the Road: 4-8
Seminoles on Neutral Courts: 0-0
Seminoles Since 1992: 10-14
Longest Winning Streak: 3 (Feb. 4, 1998 - Dec. 1, 1998)
Largest Margin of Victory: +36; 100-64, Home (Feb. 6, 1994)
Largest Margin In Loss: -20; 84-64 (Jan. 6, 1994)
Most Points Scored: 100-64; Home (Feb. 6, 1994)

WAKE FOREST (WAKE FOREST LEADS, 17-11)

Last Florida State Win: Feb. 5, 2000; Home, 66-61
Last Wake Forest Win: March 14, 2003; Neutral, 61-69
Hamilton vs. Wake Forest: 0-3 (0-2 at Florida State and 0-1 at Miami)
Seminoles at Home: 7-5
Seminoles on the Road: 3-10
Seminoles on Neutral Courts: 1-2
Seminoles Since 1992: 10-17
Longest Winning Streak: 5 (Dec. 22, 1973 - Feb. 10, 1993)
Largest Margin of Victory: +24; 83-59 (Jan. 22, 1998)
Largest Margin In Loss: -24; 90-66 (Jan. 8, 1994)
Most Points Scored: 111-94; Home (Feb. 10, 1993)

Geoff Brower is one of only 26 players in school history to shoot 1,000 percent from the field on at least three 3-point field goal attempts in a single game. He was five-of-five from the arc in an 84-80 win over North Carolina on Feb. 24, 1996.

MARGIN OF VICTORY

LARGEST MARGIN OF VICTORY

Rank	Margin	Opponent (Date)	Score
1.	+69	Valdosta (Dec. 12, 1970)	134-65
2.	+67	Baptist (Feb. 5, 1977)	139-72
3.	+64	Tampa (Dec. 6, 1965)	121-57
4.	+60	South Dakota (Dec. 5, 1970)	125-65
5.	+58	Georgia Tech (Feb. 19, 1972)	108-50
6.	+57	Palm Beach Atlantic (Dec. 13, 1975)	109-52
7.	+54	Central Florida (Nov. 25, 1988)	133-79
16.	+53	Baptist College (Jan. 14, 1976)	107-54
	+53	UNC Asheville (Jan. 2, 1992)	104-52
T10.	+52	New Hampshire (Dec. 30, 1968)	93-41
	+52	Savannah State (Nov. 20, 2002)	110-59
12.	+51	Florida Atlantic (Dec. 1, 1993)	111-63
13.	+48	Valdosta State (Dec. 12, 1970)	121-75
T14.	+46	Florida International (Dec. 2, 1987)	113-67
	+46	Rider (Jan. 4, 1989)	93-47
	+46	Campbell (Dec. 29, 2001)	120-75
T17.	+45	Valdosta State (Dec. 2, 1968)	106-61
	+45	Valdosta State (Feb. 24, 1976)	106-61
	+45	Eckerd (Nov. 27, 1978)	116-71
T20.	+43	Rollins (Feb. 11, 1960)	101-58
	+43	Samford (Jan. 16, 1971)	122-79
	+43	East Tennessee State (Jan. 8, 1972)	106-63

Rank	Margin	Opponent (Date)	Score
T23.	+42	Clemson (Jan. 22, 1970)	122-90
	+42	South Alabama (Feb. 23, 1974)	105-63
T25.	+41	Jacksonville (Feb. 16, 1968)	106-65
	+41	Miami (Fla.) (Jan. 9, 1970)	104-63
	+41	Chattanooga (Feb. 1, 1975)	111-70
28.	+40	SW Louisiana (Jan. 24, 1976)	110-70

LARGEST MARGIN OF DEFEAT

Rank	Margin	Opponent (Date)	Score
1.	-52	West Virginia (Jan. 30, 1958)	51-103
2.	-48	North Carolina (Jan. 25, 1995)	55-103
3.	-45	North Carolina (Dec. 31, 1985)	64-109
4.	-43	Duke (Feb. 4, 2001)	58-101
T5.	-40	The Citadel (Feb. 15, 1960)	60-100
	-40	Southern Mississippi (Feb. 8, 1986)	96-102
7.	-39	Marshall (Feb. 1, 1958)	68-107
8.	-35	North Carolina (Dec. 16, 1965)	80-115
9.	-34	North Carolina (Feb. 7, 1999)	98-64
T10.	-33	Clemson (Feb. 14, 1999)	45-78
	-33	Duke (Feb. 16, 2000)	68-101
	-33	Maryland (March 8, 2002)	59-85

TOURNAMENT HISTORY

CHAMPIONSHIPS

NAIB District 25 - 1950-51
 NAIB District 25 - 1954-55
 Savannah Invitational - 1962-63
 Civitan Classic - 1968-69
 Gator Bowl - 1969-70
 Civitan Classic - 1971-72
 Far West Classic - 1971-72
 Senior Bowl - 1971-72
 NCAA Mideast - 1971-72
 Big Sun - 1973-74
 Big Sun - 1977-78
 Birmingham Classic - 1977-78
 Cotton States Classic - 1980-81
 Red Lobster Classic - 1986-87
 Metro Conference - 1990-91

1962-63 Savannah Invitational (3-0, Champions)

1963-64 Gator Bowl (1-1, Third)

1964-65 Vanderbilt Invitational (1-1, Third)

1964-65 All College Tournament (1-2, Seventh)

1965-66 Tampa Invitational (1-1, Second)

1967-68 Milwaukee Classic (1-1, Third)

1967-68 Evansville Tournament (1-1, Second)

1968-69 Florida Sunshine Classic (2-0, Champions)

1969-70 Gator Bowl (2-0, Champions)

1970-71 Florida Sunshine Classic (1-1, Second)

1970-71 Sun Bowl (0-2)

1971-72 Civitan Classic (2-0, Champions)

1971-72 Far West Classic (3-0, Champions)

1971-72 Senior Bowl (2-0, Champions)

1972-73 Marshall Invitational (1-1, Third)

1972-73 Dayton Invitational (1-1, Third)

1972-73 All College (2-1, Third)

1973-74 Steel Bowl (1-1, Second)

1973-74 Big Sun Classic (2-0, Champions)

1973-74 Mercer Bear Classic (1-1, Third)

1973-74 Bluebonnet Classic (1-1, Second)

1973-74 Big Sun (2-0, First)

1974-75 Louisville Holiday (1-1, Second)

1975-76 Big Sun (1-1, Second)

1975-76 Far West Classic (1-2, Seventh)

1976-77 IPTAY Tournament (1-1, Second)

1976-77 Cable Car Classic (1-1, Second)

1976-77 Vermont Classic (1-1, Third)

1977-78 Big Sun (2-0, First)

1977-78 Birmingham Classic (2-0, First)

1977-78 Pillsbury Classic (1-1, Second)

1978-79 Dayton Invitational (1-1, Second)

1978-79 Old Dominion Classic (1-1, Second)

1980-81 Cotton States Classic (2-0, First)

1981-82 Florida Four (1-1, Second)

1981-82 Dayton Invitational (1-1, Second)

1982-83 Florida Four (1-1, Third)

1982-83 Cabrillo Classic (1-1, Third)

1986-87 Red Lobster Classic (2-0, Champions)

1987-88 Red Lobster Classic (1-1, Third)

1988-89 Red Lobster Classic (1-1, Second)

1989-90 Great Alaska Shootout (1-2, Fifth)

1989-90 ECAC Holiday Festival (1-1, Third)

1992-93 Pre-Season NIT (2-2, Fourth)

1997-98 Preseason NIT (3-1, Second)

1998-99 Rainbow Classic (2-1, Fifth)

2000-01 Great Alaska Shootout (1-2, Seventh)

2002-03 Fiesta Bowl Classic (1-1, Third)

CONFERENCE

1948-49 Dixie Conference (1-2, Fourth)

1949-50 Dixie Conference (1-1, Third)

1950-51 Dixie Conference (1-1, Second)

1976-77 Metro Tournament (0-1)

1977-78 Metro Tournament (1-1, Second)

1978-79 Metro Tournament (2-1, Second)

1979-80 Metro Tournament (2-1, Second)

1980-81 Metro Tournament (1-1, Fourth)

1981-82 Metro Tournament (1-1, Third)

1982-83 Metro Tournament (0-1)

1983-84 Metro Tournament (1-1)

1984-85 Metro Tournament (2-1, Second)

APPEARANCES

IN-SEASON

1950-51 NAIB District 25 (2-0, Champions)
 1950-51 NAIB Nationals (2-1, Quarterfinals)

1951-52 Gator Bowl (0-3, Round Robin)

1951-52 NAIB District 25 (1-1, Second)

1952-53 NAIB District 25 (1-1, Second)

1954-55 Gator Bowl (1-1, Third)

1954-55 NAIB District 25 (2-0, Champions)

1954-55 NAIB Nationals (1-1, Second Round)

1955-56 Carousel Tournament (1-2, Sixth)

1955-56 Orange Bowl (1-2, Seventh)

1956-57 Senior Bowl (1-1, Third)

1957-58 Senior Bowl (1-1, Third)

1958-59 Citadel Invitational (0-2, Fourth)

1959-60 Gator Bowl (1-1, Second)

1960-61 Gator Bowl (0-1)

RECORDS

(continued on page 226)

TOURNAMENT HISTORY

(continued from page 225)

1985-86 Metro Tournament (1-1)	1995-96 ACC Tournament (0-1)	1977-78 NCAA Tournament (0-1)
1986-87 Metro Tournament (0-1)	1996-97 ACC Tournament (0-1)	1979-80 NCAA Tournament (1-1)
1987-88 Metro Tournament (1-1)	1997-98 ACC Tournament (0-1)	1983-84 National Invitation Tournament (1-1)
1988-89 Metro Tournament (1-1)	1998-99 ACC Tournament (1-1)	1986-87 National Invitational Tournament (1-1)
1989-90 Metro Tournament (0-1)	1999-00 ACC Tournament (1-1)	1987-88 NCAA Tournament (0-1)
1990-91 Metro Tournament (3-0, Champions)	2000-01 ACC Tournament (0-1)	1988-89 NCAA Tournament (0-1)
1991-92 ACC Tournament (1-1)	2001-02 ACC Tournament (1-1)	1990-91 NCAA Tournament (1-1)
1992-93 ACC Tournament (0-1)	2002-03 ACC Tournament (1-1)	1991-92 NCAA Tournament (2-1)
1993-94 ACC Tournament (0-1)	POSTSEASON	1992-93 NCAA Tournament (3-1)
1994-95 ACC Tournament (0-1)	1967-68 NCAA Tournament (0-1)	1996-97 National Invitational Tournament (4-1, Second)
	1971-72 NCAA Tournament (3-0, Champions)	1997-98 NCAA Tournament (1-1)
	NCAA Championship (1-1, Second)	

IN-SEASON TOURNAMENTS

NAIB District 25

(Jacksonville, Fla.)				
March 2, 1951	vs. Stetson	W	65-58	
March 3, 1951	vs. Georgia Teachers	W	69-67	(champions)

NAIB District 25

(DeLand, Fla.)				
Feb. 28, 1952	vs. Miami (Fla.)	W	73-70	
Feb. 29, 1952	vs. Tampa	L	57-78	
March 4, 1953	vs. Mercer	W	87-77	
March 5, 1953	vs. Stetson	L	81-94	

NAIB District 25

(Tallahassee, Fla.)				
Feb. 28, 1955	vs. Stetson	W	86-77	
March 1, 1955	vs. Georgia Teachers	W	91-83	(champions)

NAIB National Tournament

(Kansas City, Mo.)				
March 13, 1951	vs. South Dakota State	W	85-70	
March 14, 1951	vs. Pepperdine	W	61-59	
March 15, 1951	vs. Millikin	L	60-91	(quarterfinalists)
March 7, 1955	vs. Montana State	W	93-84	
March 9, 1955	vs. Beloit	L	88-110	

All-College Tournament

(Oklahoma City, Ok)				
Dec. 28, 1964	vs. DePaul	L	44-52	
Dec. 29, 1964	vs. Creighton	L	77-85	
Dec. 30, 1964	vs. Rice	W	81-56	
Dec. 27, 1972	vs. Penn State	W	70-60	
Dec. 28, 1972	vs. Brigham Young	L	77-80	
Dec. 30, 1972	vs. Oklahoma City	W	94-80	

Big Sun Classic

(St. Petersburg, Fla.)				
Dec. 21, 1973	vs. Western Kentucky	W	107-87	
Dec. 22, 1973	vs. Wake Forest	W	66-48	(champions)
Dec. 19, 1975	vs. South Florida	W	78-51	
Dec. 20, 1975	vs. Alabama	L	72-76	
Dec. 9, 1977	vs. South Florida	W	76-67	
Dec. 10, 1977	vs. Seton Hall	W	94-63	(champions)

Birmingham Classic

(Birmingham, Ala.)				
Dec. 16, 1977	vs. Texas A&M	W	100-77	
Dec. 17, 1977	vs. Navy	W	82-55	(champions)

Bluebonnet Classic

(Houston, Texas)				
Jan. 4, 1974	vs. Texas A&M	W	99-79	
Jan. 5, 1974	vs. Houston	L	74-79	

Cable Car Classic

(San Francisco, Calif.)				
Dec. 17, 1976	vs. Santa Clara	W	94-80	
Dec. 18, 1976	vs. San Francisco	L	87-93	

Cabrillo Classic

(San Diego, Calif.)				
Dec. 29, 1982	at San Diego State	L	85-89	
Dec. 30, 1982	vs. Tulsa	W	92-80	

Carousel Tournament

(Charlotte, N.C.)				
Dec. 19, 1955	vs. Clemson	L	76-94	
Dec. 20, 1955	vs. Boston University	W	86-52	
Dec. 21, 1955	vs. Mississippi State	L	71-79	

The Citadel Invitational

(Charleston, S.C.)				
Dec. 19, 1958	vs. Miami (Fla.)	L	79-85	
Dec. 20, 1958	vs. Georgia	L	72-83	

Cotton States Classic

(Atlanta, Ga.)				
Dec. 19, 1980	vs. Missouri	W	68-64	
Dec. 20, 1980	vs. Georgia	W	64-62	(champions)

Dayton Invitational

(Dayton, Oh.)				
Dec. 22, 1972	vs. Alabama	L	68-74	
Dec. 23, 1972	vs. Northwestern	W	91-73	
Dec. 22, 1978	at Dayton	L	80-97	
Dec. 23, 1978	vs. Penn State	L	57-64	
Dec. 29, 1981	vs. UNC Charlotte	W	76-73	
Dec. 30, 1981	at Dayton	L	79-93	

ECAC Holiday Festival

(New York, N.Y.)				
Dec. 27, 1989	vs. NC State	L	72-90	
Dec. 29, 1989	vs. Rhode Island	W	95-76	

Evansville Tournament

(Evansville, Ind.)				
Dec. 29, 1967	vs. George Washington	W	94-69	
Dec. 30, 1967	vs. Evansville	L	67-76	

Far West Classic

(Portland, Ore.)				
Dec. 27, 1971	vs. Washington	W	85-77	
Dec. 29, 1971	vs. Oregon State	W	73-72	
Dec. 30, 1971	vs. Washington State	W	85-61	(champions)
Dec. 26, 1975	vs. Washington	L	54-69	
Dec. 27, 1975	vs. Oregon State	L	75-78	
Dec. 28, 1975	vs. Colorado State	W	84-54	

Fiesta Bowl Classic

(Tucson, Ariz.)				
Dec. 28, 2002	vs. Boston University	L	69-84	
Dec. 30, 2002	vs. Davidson	W	82-66	

Florida Four Tournament

(Tampa, Fla.)				
Dec. 4, 1981	vs. Jacksonville	W	94-93 (OT)	
Dec. 5, 1981	vs. South Florida	L	67-82	

Florida Four Tournament

(Gainesville, Fla.)				
Dec. 10, 1982	vs. South Florida	L	77-90	
Dec. 11, 1982	vs. Jacksonville	W	81-66	

IN-SEASON TOURNAMENTS

Florida Sunshine Classic

(Jacksonville, Fla.)			
Dec. 6, 1968	vs. Miami (Fla.)	W	111-84
Dec. 7, 1968	vs. Jacksonville	W	93-88
Dec. 7, 1970	vs. Southern Mississippi	W	117-84
Dec. 8, 1970	vs. Jacksonville	L	108-114
Dec. 6, 1971	vs. Stetson	W	90-54
Dec. 7, 1971	vs. Jacksonville	W	90-83

Gator Bowl Tournament

(Jacksonville, Fla.)			
Dec. 26, 1951	vs. Georgia	L	50-59
Dec. 29, 1951	vs. Clemson	L	56-62
Dec. 30, 1951	vs. Florida	L	51-61
Dec. 27, 1954	vs. Florida	L	79-82
Dec. 28, 1954	vs. Georgia	W	97-87
Dec. 29, 1959	vs. Jacksonville	W	86-69
Dec. 30, 1959	vs. Georgia	L	66-69
Dec. 28, 1960	vs. Georgia	L	56-62
Dec. 26, 1963	vs. Air Force	L	53-78
Dec. 27, 1963	vs. Manhattan	W	85-81
Dec. 29, 1969	vs. Army	W	86-51
Dec. 30, 1969	vs. Florida	W	88-63

Great Alaska Shootout

(Anchorage, Ak.)			
Nov. 24, 1989	vs. Kansas State	L	70-71
Nov. 25, 1989	vs. Alaska Anchorage	W	75-74
Nov. 26, 1989	vs. Connecticut	L	60-63
Nov. 23, 2000	vs. Ohio State	L	65-90
Nov. 24, 2000	vs. DePaul	L	74-80
Nov. 25, 2000	vs. Rhode Island	W	86-71

IPTAY Tournament

(Clemson, S.C.)			
Nov. 26, 1976	vs. Toledo	W	70-66
Nov. 27, 1977	vs. Clemson	L	92-108

Louisville Holiday Classic

(Louisville, Ken.)			
Dec. 26, 1974	vs. Purdue	W	69-66
Dec. 27, 1974	vs. Louisville	L	61-79

Marshall Invitational

(Marshall, W.V.)			
Dec. 15, 1972	vs. Princeton	L	59-61
Dec. 16, 1972	vs. Baylor	W	85-67

Mercer Bear Classic

(Macon, Ga.)			
Dec. 27, 1973	vs. Indiana State	L	92-93
Dec. 28, 1973	vs. Wisconsin-Milwaukee	W	84-82

Milwaukee Classic

(Milwaukee, Wisc.)			
Dec. 15, 1967	vs. Marquette	L	58-78
Dec. 16, 1967	vs. Louisiana State	W	130-100

Old Dominion Classic

(Norfolk, Va.)			
Jan. 5, 1979	vs. Georgia Southern	W	96-83
Jan. 6, 1979	vs. Old Dominion	L	76-80

Orange Bowl Tournament

(Miami, Fla.)			
Dec. 28, 1955	vs. West Virginia	L	69-78
Dec. 29, 1955	vs. Santa Clara	L	59-61
Dec. 30, 1955	vs. New York University	W	85-83

Pillsbury Classic

(Minneapolis, Minn.)			
Dec. 30, 1977	vs. Tulane	W	71-56
Dec. 31, 1977	vs. Minnesota	L	74-88

Pre-Season NIT

Nov. 18, 1992	vs. Siena	W	89-80
Nov. 20, 1992	vs. Iowa State	W	109-86
Nov. 25, 1992	vs. Indiana	L	78-81 (OT)
Nov. 27, 1992	vs. UCLA	L	83-86
Nov. 17, 1997	vs. Loyola (Md.)	W	89-72
Nov. 19, 1997	vs. Utah State	W	66-55
Nov. 26, 1997	vs. Connecticut	W	67-60
Nov. 28, 1997	vs. Kansas	L	58-73

Rainbow Classic

Dec. 28, 1998	vs. Princeton	L	46-50
Dec. 29, 1998	vs. Mississippi State	W	69-58
Dec. 30, 1998	vs. Murray State	W	80-76 (OT)

Red Lobster Classic

(Orlando, Fla.)			
Dec. 29, 1986	vs. Alcorn State	W	84-62
Dec. 30, 1987	vs. Tennessee	W	91-90 (OT)
Dec. 28, 1987	vs. Pittsburgh	L	71-72
Dec. 29, 1987	vs. Central Florida	W	101-67
Dec. 28, 1988	vs. Central Florida	W	97-64
Dec. 29, 1988	vs. Villanova	L	67-68

Savannah Invitational

(Savannah, Ga.)			
Dec. 27, 1962	vs. Georgia	W	77-69
Dec. 28, 1962	vs. Alabama	W	49-58
Dec. 29, 1962	vs. Georgia Southern	W	79-60

Senior Bowl Tournament

(Mobile, Ala.)			
Jan. 2, 1957	vs. Morehead State	L	75-97
Jan. 3, 1957	vs. Furman	W	108-96
Jan. 1, 1958	vs. The Citadel	L	57-59
Jan. 2, 1958	vs. Georgia	W	92-80
Jan. 3, 1972	vs. Denver	W	88-70
Jan. 4, 1972	vs. St. Louis	W	63-62

Steel Bowl Tournament

(Pittsburgh, Pa.)			
Dec. 7, 1973	vs. Clemson	W	65-58
Dec. 8, 1973	vs. Pittsburgh	L	60-82

Sun Bowl Tournament

(El Paso, Texas)			
Dec. 18, 1970	vs. Southern California	L	85-94
Dec. 19, 1970	vs. Miami (Ohio)	L	64-67

Tampa Invitational


(Tampa, Fla.)			
Dec. 20, 1965	vs. Virginia Military	W	65-64
Dec. 21, 1965	vs. Auburn	L	58-59

Vanderbilt Invitational

(Nashville, Tenn.)			
Dec. 18, 1964	vs. Oklahoma State	L	56-60
Dec. 19, 1964	vs. Baylor	W	82-64

Vermont Classic

(Burlington, Vt.)			
Dec. 29, 1976	vs. Army	L	71-72
Dec. 30, 1976	vs. Vermont	W	76-67



Skip Young is ranked 10th in school history with 320 career assists. He was a member of Florida State's 1970 team that won 23 games while losing only three.

POSTSEASON TOURNAMENTS

NCAA APPEARANCES: 10

Overall Record: 12-10 (.545 winning percentage)
 Times To National Championship Game: 1 (1972)
 Times To Final Four: 1 (1972)
 Times To Final Eight: 1 (1972)
 Times To The Sweet 16: 3 (1972, 1992, 1993)

OVERALL APPEARANCES

Year Florida State Results

Year	Florida State Results	FSU Seed
1968	Midwest Regional First Round	n/a
1972	NCAA National Championship Game	n/a
1978	Midwest Regional First Round	n/a
1980	Midwest Regional Second Round	8
1988	West Regional First Round	12
1989	Southeast Regional First Round	4
1991	Southeast Regional Second Round	7
1992	West Regional Semifinals	3
1993	Southeast Regional Finals	3
1998	Midwest Regional Second Round	12

1968

Midwest Regional First Round
 Site: Kent, Ohio
 Date: March 9, 1968
 East Tennessee State 79, Florida State 69

1972

National Championship Game
 Midwest Regional First Round
 Site: Knoxville, Tenn.
 Date: March 11, 1972
 Florida State 83, Eastern Kentucky 81
 Midwest Regional Semifinals/Finals
 Site: Dayton, Ohio
 Dates: March 16-18, 1972
 Florida State 70, Minnesota 56
 Florida State 73, Kentucky 54
 NCAA Semifinals/Finals
 Site: Los Angeles, Calif.
 Dates: March 23-25, 1972
 Florida State 79, North Carolina 75
 UCLA 81, Florida State 76

1978

Midwest Regional First Round
 Site: Knoxville, Tenn.
 Date: March 11, 1978
 Kentucky 85, Florida State 76

1980

Midwest Regional Second Round
 Site: Bowling Green, Ken.
 Dates: March 7-9, 1980
 No. 8 Florida State 94, No. 9 Toledo 91
 No. 1 Kentucky 97, No. 8 Florida State 78

1988

West Regional First Round
 Site: Los Angeles, Calif.
 Date: March 18, 1988
 No. 5 Iowa 102, No. 12 Florida State 98

1989

Southeast Regional First Round
 Site: Knoxville, Tenn.
 Date: March 16, 1989
 No. 13 Middle Tennessee State 97, No. 4 Florida State 83

1991

Southeast Regional Second Round
 Site: Louisville, Ken.
 Date: March 14-16, 1991
 No. 7 Florida State 75, No. 10 Southern California 72
 No. 2 Indiana 82, No. 7 Florida State 60

1992

West Regional Semifinals
 West Regional First and Second Rounds
 Site: Boise, Idaho
 Dates: March 19-21, 1992
 No. 3 Florida State 78, No. 14 Montana 68
 No. 3 Florida State 78, No. 6 Georgetown 68
 West Regional Semifinals
 Site: Albuquerque, N.M.
 Date: March 26, 1992
 No. 2 Indiana 85, No. 3 Florida State 74

1993

Southeast Regional Finals
 Southeast Regional First and Second Rounds
 Site: Orlando, Fla.
 Date: March 18-20, 1993
 No. 3 Florida State 82, No. 14 Evansville 70
 No. 3 Florida State 94, No. 11 Tulane 63
 Southeast Regional Semifinals and Finals
 Site: Charlotte, N.C.
 Date: March 25-27, 1993
 No. 3 Florida State 81, No. 7 Western Kentucky 78 (OT)
 No. 1 Kentucky 106, No. 3 Florida State 81

1998

Midwest Regional Second Round
 Site: Oklahoma City, Okla.
 Dates: March 13-15, 1998
 No. 12 Florida State 96, No. 5 Texas Christian 87
 No. 13 Valparaiso 83, No. 12 Florida State 77 (OT)

NIT TOURNAMENT APPEARANCES: 3

NIT Appearances: 3
 Overall Record: 6-3 (.667)

OVERALL APPEARANCES:

Year Florida State Results

1984 Second Round (1-1)
 1987 Second Round (1-1)
 1997 National Runners-Up (4-1)

1984 First/Second Rounds


First Round
 Site: Raleigh, N.C.
 Date: March 15, 1984
 Florida State 74, NC State 71 (OT)
 Second Round
 Site: Greensboro, N.C.
 Date: March 18, 1984
 Pittsburgh 66, Florida State 63

1987 First/Second Rounds

First Round
 Site: Tallahassee, Fla.
 Date: March 12, 1987
 Florida State 107, Rhode Island 92
 Site: Nashville, Tenn.
 Date: March 16, 1987
 Vanderbilt 109, Florida State 92

1997 CHAMPIONSHIP FINALS

First Round
 Site: Syracuse, N.Y.
 Date: March 12, 1997
 Florida State 82, Syracuse 67
 Second Round
 Site: Tallahassee, Fla.
 Date: March 17, 1997
 Florida State 68, Michigan State 63
 Third Round
 Site: Morgantown, W.V.
 Date: March 19, 1997
 Florida State 76, West Virginia 71
 Semifinals
 Site: New York, N.Y.
 Date: March 25, 1997
 Florida State 71, Connecticut 65
 Championship
 Site: New York, N.Y.
 Date: March 27, 1997
 Michigan 82, Florida State 73



William Williams, a two-year letter winner at Florida State, led the Seminoles with a .636 field goal shooting percentage during the 1970 season. His percentage ranks as the fourth best for a single season in school history.

CONFERENCE TOURNAMENT HISTORY

ACC RESULTS

1992	Charlotte Coliseum, Charlotte, NC Florida State 93, NC State 80 North Carolina 80, Florida State 76	(Quarterfinals) (Semifinals)
1993	Charlotte Coliseum, Charlotte, NC Clemson 87, Florida State 75	(Quarterfinals)
1994	Charlotte Coliseum, Charlotte, NC North Carolina 83, Florida State 69	(Quarterfinals)
1995	Greensboro Coliseum, Greensboro, NC Maryland 71, Florida State 64	(Quarterfinals)
1996	Greensboro Coliseum, Greensboro, NC NC State 80, Florida State 65	(First Round)
1997	Greensboro Coliseum, Greensboro, NC Wake Forest 66, Florida State 65	(Quarterfinals)
1998	Greensboro Coliseum, Greensboro, NC NC State 65, Florida State 63	(First Round)
1999	Charlotte Coliseum, Charlotte, NC Florida State 87, Clemson 85 (OT) Maryland 93, Florida State 69	(First Round) (Quarterfinals)
2000	Charlotte Coliseum, Charlotte, NC Florida State 63, Georgia Tech 62 Maryland 82, Florida State 61	(First Round) (Quarterfinals)
2001	Georgia Dome, Atlanta, GA Clemson 66, Florida State 64	(First Round)

2002

Charlotte Coliseum, Charlotte, NC
Florida State 91, Clemson 84 (OT) (First Round)
Maryland 85, Florida State 59 (Quarterfinals)

2003

Greensboro Coliseum, Greensboro, NC
Florida State 72, Clemson 61 (First Round)
Wake Forest 69, Florida State 61 (Quarterfinals)

METRO RESULTS

1977

Mid-South Coliseum, Memphis, TN
Georgia Tech 72, Florida State 67 (First Round)

1978

Riverfront Coliseum, Cincinnati, OH
Florida State 71, Georgia Tech 69 (Semifinals)
Louisville 94, Florida State 93 (Championship)

1979

Mid-South Coliseum, Memphis, TN
Florida State 101, Tulane 92 (First Round)
Florida State 35, Memphis State 34 (Semifinals)
Virginia Tech 68, Florida State 60 (Championship)

1980

Freedom Hall, Louisville, KY
Florida State 85, Tulane 73 (First Round)
Florida State 79, Cincinnati 69 (Semifinals)
Louisville 81, Florida State 72 (Championship)

1981

Freedom Hall, Louisville, KY
Florida State 84, St. Louis 77 (First Round)
Cincinnati 58, Florida State 57 (Semifinals)

1982

Mid-South Coliseum, Memphis, TN
Florida State 54, Tulane 49 (First Round)
Louisville 97, Florida State 73 (Semifinals)

1983

Riverfront Coliseum, Cincinnati, OH
Memphis State 84, Florida State 74 (Semifinals)

1984

Mid-South Coliseum, Memphis, TN
Florida State 72, South Carolina 65 (First Round)
Memphis State 65, Florida State 63 (Semifinals)

1985

Freedom Hall, Louisville, KY
Florida State 97, Virginia Tech 93 (First Round)
Florida State 75, Cincinnati 65 (Semifinals)
Memphis State 90, Florida State 86 (OT) (Championship)

1986

Freedom Hall, Louisville, KY
Florida State 77, Virginia Tech 76 (First Round)
Memphis State 73, Florida State 71 (Semifinals)

1987

Freedom Hall, Louisville, KY
South Carolina 86, Florida State 85 (First Round)

1988

Mid-South Coliseum, Memphis, TN
Florida State 84, Cincinnati 74 (First Round)
Memphis State 81, Florida State 74 (Semifinals)

1989

Florida State 80, South Carolina 63 (Semifinals)
Louisville 87, Florida State 80 (Championship)

1990

Gulf Coast Coliseum, Biloxi, MS
Cincinnati 65, Florida State 64 (OT) (First Round)

1991

Roanoke Civic Center, Roanoke, VA
Florida State 65, South Carolina 55 (First Round)
Florida State 91, Virginia Tech 71 (Semifinals)
Florida State 76, Louisville 69 (Championship)

NCAA TOURNAMENT HISTORY

NCAA RESULTS

Year	Regional	Opponent	W/L	Score	Seed
1967-68	Midwest 1st Round	East Tennessee State	L	69-79	—
1971-72	Midwest 1st Round	Eastern Kentucky	W	83-81	—
	Midwest Regional Series	Minnesota	W	70-56	—
	Midwest Regional Final	Kentucky	W	73-54	—
	Final Four	North Carolina	W	79-75	—
	National Championship Game	UCLA	L	76-81	—
1977-78	Midwest 1st Round	Kentucky	L	76-85	—
1979-80	Midwest 1st Round	No. 9 Toledo	W	94-91	No. 8
	Midwest 2nd Round	No. 1 Kentucky	L	78-97	—
1987-88	West 1st Round	No. 5 Iowa	L	98-102	No. 12
1988-89	Southeast 1st Round	No. 13 Middle Tenn. State	L	83-97	No. 4
1990-91	Midwest 1st Round	No. 10 Southern California	W	75-72	No. 7
	Midwest 2nd Round	No. 2 Indiana	L	60-82	—
1991-92	West 1st Round	No. 14 Montana	W	78-68	No. 3
	West 2nd Round	No. 6 Georgetown	W	78-68	—
	West Regional Series	No. 2 Indiana	L	74-85	—
1992-93	Southeast 1st Round	No. 14 Evansville	W	82-70	No. 3
	Southeast 2nd Round	No. 11 Tulane	W	94-63	—
	Southeast Regional Semis	No. 7 W. Kentucky	W	81-78	—
	Southeast Regional Final	No. 1 Kentucky	L	81-106	—
1997-98	Midwest 1st Round	No. 5 Texas Christian	W	96-87	No. 12
	Midwest 2nd Round	No. 13 Valparaiso	L	77-83 (OT)	—



Kris Anderson was one of the most accurate shooters in school history during his career from 1977-81. He ranks fourth all-time in school history with a .586 career mark and shot .619 during the 1969 season. His .619 mark is the eighth highest single season percentage in school history.

RECORDS

NCAA TOURNAMENT HISTORY

1967-68: Dave Cowens and Florida State make their first appearance in the tournament.

Led by sophomore Dave Cowens, Florida State made its first NCAA Tournament appearance during the 1967-68 season. The Seminoles finished the year with a 19-8 record after a 79-69 loss to East Tennessee State in the first round of the Mideast Regional. Cowens had an outstanding season averaging 18.8 points and 17.0 rebounds per game while hitting 53.8 percent (206-of-383) from the floor.

Junior Jeff Hogan (15.8 ppg) and sophomore Jan Gies (12.7 ppg) also averaged in double figures for head coach Hugh Durham's second FSU team.



David Cowens helped Florida State to its first berth in the NCAA Tournament.


1979-80: Coach Joe Williams takes the Seminoles back to the tournament in only his second year.

The trio of guard Mickey Dillard, forward Murray Brown and center Elvis Rolle helped Florida State to its second postseason appearance in three seasons with its trip to the 1980 NCAA Tournament. The Seminoles posted a 22-9 record and finished as Metro Conference runners-up. FSU beat Toledo 94-91 in the first round of the NCAA Mideast Regional for its first postseason win in eight years before being eliminated by Kentucky. Dillard led Florida State with a 20.4 points per game scoring average while Brown (18.6) and Rolle (15.3) also averaged in double figures for head coach Joe Williams' club.

1987-88: Coach Pat Kennedy's Cinderella Seminoles return to the NCAA show after seven years.

Head coach Pat Kennedy's second team at Florida State returned to the NCAA Tournament after a seven-year absence. The Seminoles' Cinderella season began with low expectations as the Tribe had been picked to finish near the basement of the Metro Conference standings. But two personnel decisions turned the season into a satisfying one for Seminole fans. The first was to move a previously overweight, seldom-used forward to point guard and the other was to offer a scholarship to a junior college transfer whose left leg was shorter than his right. The twosome - George McCloud (point guard) and Tony Dawson (junior college transfer) - transformed FSU into an NCAA Tournament club that earned the 12th seed in the West Regional before falling to Iowa 102-98 in the first round.

McCloud (18.2 ppg) and Dawson (17.9 ppg) both averaged more than 17 points per game for the 19-11 Seminoles.



George McCloud helped Florida State reach the 1988 NCAA Tournament with an 18.2 points per game average for the season.

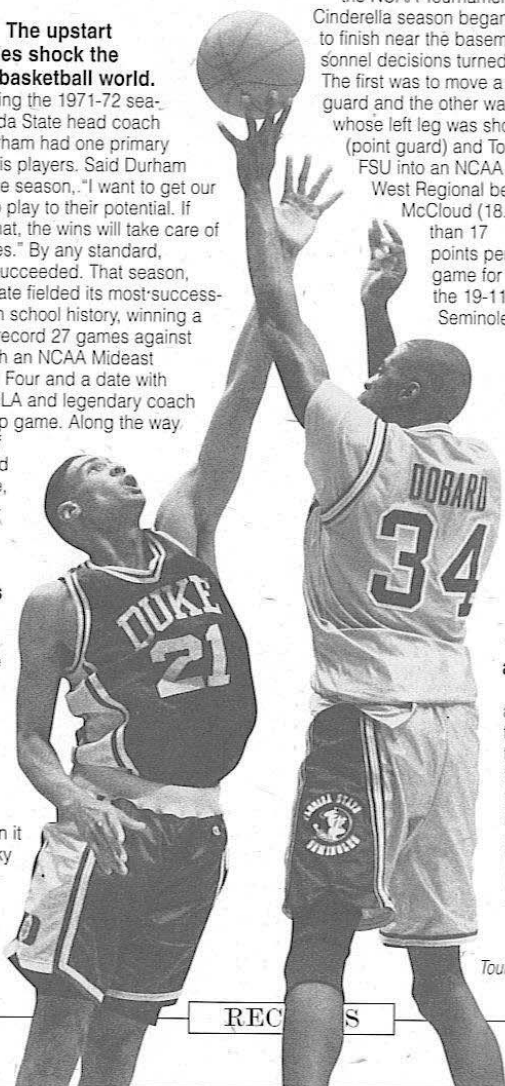
1971-72: The upstart Seminoles shock the college basketball world.

Entering the 1971-72 season, Florida State head coach Hugh Durham had one primary goal for his players. Said Durham prior to the season, "I want to get our players to play to their potential. If they do that, the wins will take care of themselves." By any standard, Durham succeeded. That season, Florida State fielded its most-successful team in school history, winning a program-record 27 games against

just six losses. The season culminated with an NCAA Mideast Regional Championship, a trip to the Final Four and a date with five-time defending national champion UCLA and legendary coach John Wooden in the national championship game. Along the way to the title game, Florida State knocked off perennial powers Minnesota, Kentucky and North Carolina. In the championship game, FSU fell just five points short of a national championship, going down 81-76 to the Bruins.

1977-78: Coach Hugh Durham takes his final Seminole team back to the tournament.


Florida State found its way back to the NCAA Tournament in head coach Hugh Durham's final season at FSU, 1977-78. The Seminoles rolled through the Metro Conference to win the league's regular season title with an 11-1 record before falling in the conference tournament title game to Louisville 94-93. FSU's season ended in the NCAA Mideast Regional when it lost to eventual national champion Kentucky 85-76. Harry Davis capped his Seminole career by leading Florida State in scoring (19.5 ppg) and rebounding (7.4 rpg).



1988-89: FSU returns for second year in a row.


Florida State used the 1988-89 season to serve as a national coming-out party. The Seminoles topped one outstanding season with another, making the NCAA Tournament in consecutive seasons for the first time in school history. FSU, which returned four starters from the previous year, opened the season by winning 16 of its first 17 games, the best start in school history, and rose to as high as No. 8 in the national polls. The Seminoles also won the Metro Conference regular season crown, earned the fourth seed in the NCAA Southeast Regional and

Rodney Dobard helped Florida State win six NCAA Tournament games in three different seasons.



Florida State played in the 1972 NCAA National Championship game against UCLA.

NCAA TOURNAMENT HISTORY



Tony Dawson led Florida State to the NCAA Tournament in both 1998 and 1999.

finished with a 22-8 record. George McCloud (22.8 ppg) and Tony Dawson (21.0 ppg) again led FSU by both averaging at least 21.0 points per game.

1990-91: Charlie Ward makes the difference, as Seminoles advance to second round.

After a one-year absence, Florida State returned to the NCAA Tournament in 1990-91. Heading into the season, most experts thought that it would be head coach Pat Kennedy's most challenging since coming to Tallahassee. The Seminoles struggled early in the season and opened the year just 5-5. But in game 11 head coach Pat Kennedy inserted Charlie Ward in the starting lineup at point guard and FSU began to surge. Florida State won 12 of its final 17 games and rolled through the Metro Conference Tournament in three games to claim its first tournament title in its final season in the league. The Seminoles were the seventh seed in the NCAA Tournament's Midwest Regional and defeated USC in the first round 75-72, for FSU's first tournament win since 1980. Florida State's season would end with a 21-11 record after a second-round loss to Indiana.

1991-92: Another Seminole Cinderella squad makes the Sweet Sixteen.

Not many college basketball experts predicted that Florida State's first game and season in the Atlantic Coast Conference would be so successful. The Seminoles' first game turned out to be one of the greatest wins in school history and the season was one of the finest in program annals. FSU's ACC opener at North Carolina would provide a glimpse of what was to follow that season. Playing without star forward Doug Edwards and with just one senior on the roster, the Seminoles went into the Dean Smith Center and stunned the fifth-ranked Tar Heels 86-74 before more than 19,000. Florida State rolled on to a 22-10 record, an 11-5 conference record and second-place finish, and an appearance in the NCAA Tournament's Sweet 16. Seeded third in the West Regional, FSU defeated Montana and Georgetown before giving Indiana everything it could handle in defeat.



1992-93: Another step up the ladder: The Elite Eight.

One year after advancing to the Sweet 16 of the NCAA Tournament, the 1992-93 Seminoles did their predecessor one better – a trip to the Elite Eight. The second-most successful season in Florida State basketball history ended just 40 minutes shy of the Final Four with a loss to Kentucky in the Southeast Regional Championship Game. Led by the quintet of Sam Cassell, Rodney Dobard, Doug Edwards, Bob Sura and Charlie Ward, the Seminoles went 25-10, including a 12-4 mark in the ACC. Florida State's 25 wins were the second most in school history.


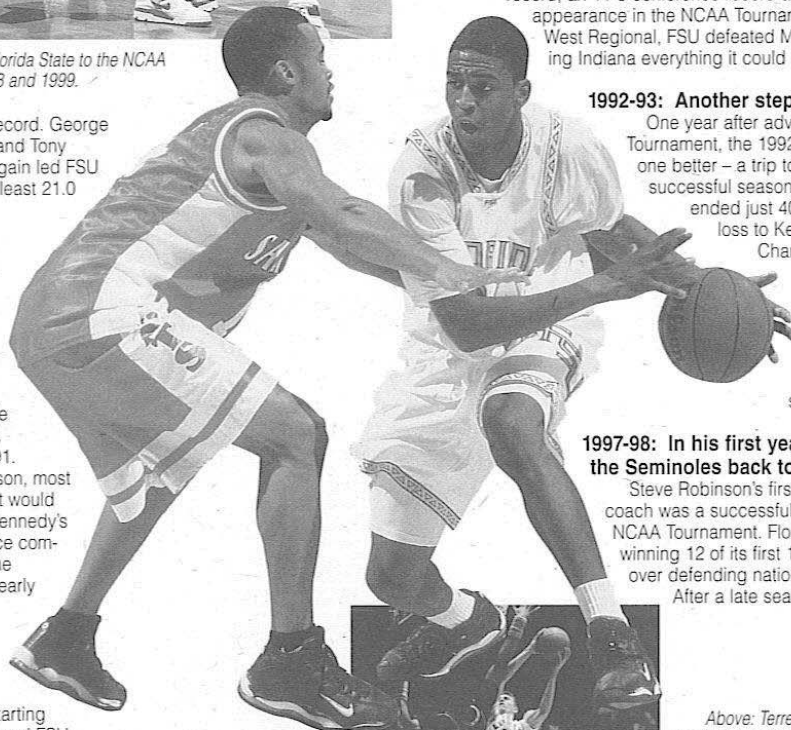
1997-98: In his first year, Coach Steve Robinson takes the Seminoles back to the big show.

Steve Robinson's first season as the Seminoles' head coach was a successful one as he took his team back to the NCAA Tournament. Florida State opened the season by winning 12 of its first 14 games, including an 84-79 win over defending national champion Arizona in Tallahassee.

After a late season stumble, FSU picked itself back up in the first round of the NCAA Tournament's Midwest Regional. The Seminoles, seeded 12th, played one of its best games of the year in beating No. 5 Texas Christian 96-87. Florida State's season would end in the second round with a heart-breaking 83-77 overtime loss to Valparaiso and an 18-14 record.


Above: Terrell Baker played on Steve Robinson's first Florida State team that played in the 1998 NCAA Tournament.

Bob Sura, Florida State's all-time leading scorer, played in the 1992 and 1993 NCAA Tournaments.



SERIES RECORDS

Opponent (Games Played)	Record	Opponent (Games Played)	Record	Opponent (Games Played)	Record	Opponent (Games Played)	Record
Air Force (1)	0-1	Howard (1)	1-0	Purdue (1)	1-0	Tampa (39)	31-8
Alabama (15)	7-8	Idaho (1)	1-0	Radford (1)	1-0	Temple (3)	1-2
Alabama Birmingham (2)	2-0	Illinois State (3)	2-1	Rhode Island (3)	3-0	Tennessee (8)	3-5
Alabama State (3)	3-0	Indiana (4)	0-4	Rice (7)	5-2	Tennessee-Martin (1)	1-0
Alaska Anchorage (1)	1-0	Indiana State (1)	0-1	Richmond (4)	1-3	Tennessee State (1)	1-0
Alcorn State (1)	1-0	Iowa (2)	1-1	Rider (1)	1-0	Tennessee Tech (1)	1-0
American (1)	0-1	Iowa State (1)	1-0	Robert Morris (1)	1-0	Texas (2)	2-0
Arizona (4)	3-1	Jacksonville (60)	41-19	Rollins (22)	20-2	Texas A&M (3)	2-1
Arkansas (2)	1-1	Jacksonville State (Ala.) (2)	2-0	Rutgers (1)	1-0	Texas A&M Corpus Christi (1)	1-0
Arkansas Little-Rock (1)	1-0	Kansas (2)	0-2	St. Joseph's (Pa.) (1)	1-0	Texas Christian (2)	1-1
Arkansas State (2)	1-1	Kansas State (2)	0-2	Saint Leo (3)	3-0	Toledo (2)	2-0
Army (3)	1-2	Kent State (2)	1-1	Saint Louis (12)	11-1	Troy State (9)	8-1
Auburn (27)	6-21	Kentucky (8)	2-6	Samford (Howard) (10)	10-0	Tulane (35)	23-12
Austin Peay (1)	1-0	Lafayette (1)	1-0	Sam Houston State (1)	1-0	Tulsa (3)	3-0
Baptist College (4)	4-0	Lambuth (1)	1-0	San Diego State (1)	0-1	UCLA (2)	0-2
Baylor (2)	2-0	Lamar Tech (1)	1-0	San Francisco (1)	0-1	UNC Asheville (3)	3-0
Beloit (1)	0-1	La Salle (2)	1-1	Santa Clara (2)	1-1	UNC Charlotte (4)	2-2
Bethune-Cookman (1)	1-0	Louisiana State (4)	2-2	Savannah State (2)	2-0	UNC Greensboro (2)	2-0
Binghamton (1)	1-0	Louisville (39)	9-30	Seton Hall (4)	3-1	Union (TN) (1)	1-0
Birmingham Southern (4)	2-2	Loyola-Maryland (1)	0-1	Sewanee (6)	3-3	Utah State (1)	1-0
Biscayne (6)	6-0	Loyola of New Orleans (21)	8-13	Siena (1)	1-0	Valdosta State (15)	15-0
Boston University (2)	1-1	Madison (2)	2-0	South Alabama (10)	8-2	Valparaiso (1)	0-1
Bradley (1)	0-1	Manhattan (2)	2-0	South Carolina (29)	16-13	Vanderbilt (4)	1-3
Brigham Young (1)	0-1	Marist (1)	1-0	South Carolina-Aiken (1)	1-0	Vermont (1)	1-0
Bucknell (1)	1-0	Marquette (3)	1-2	South Carolina-Spartanburg (1)	1-0	Villanova (1)	0-1
Butler (2)	1-1	Marshall (4)	1-3	South Dakota (1)	1-0	Virginia (24)	9-15
California-Irvine (1)	1-0	Maryland (28)	6-22	South Dakota State (1)	1-0	Virginia Military (3)	2-1
California (Pa.) (1)	1-0	Maryland-Baltimore County (2)	2-0	South Florida (29)	20-9	Virginia Tech (34)	19-15
California Santa-Barbara (1)	1-0	Maryland-Eastern Shore (1)	1-0	Southeast Missouri State (1)	1-0	Wake Forest (28)	11-17
California State-Bakersfield (1)	1-0	Massachusetts (3)	1-2	Southern California (4)	2-2	Washington (2)	1-1
Campbell (1)	1-0	Memphis State (53)	22-31	Southern Illinois (2)	1-1	Washington State (1)	1-0
Canisius (2)	1-1	Mercer (22)	14-8	Southern Mississippi (24)	16-8	Western Carolina (3)	3-0
Centenary (5)	2-3	Miami (OH) (1)	0-1	Southern University (1)	1-0	West Virginia (4)	1-3
Central (MO) (2)	0-2	Miami (Fla.) (51)	28-23	Southwestern (Memphis) (1)	0-1	Western Kentucky (6)	6-0
Central Florida (8)	8-0	Michigan (1)	0-1	Southwestern Louisiana (4)	4-0	Wisconsin (1)	0-1
Charleston (2)	2-0	Michigan State (1)	1-0	Southwest Missouri State (1)	0-1	Wisconsin Green Bay (1)	1-0
Chattanooga (2)	2-0	Middle Tennessee State (1)	0-1	Spring Hill (6)	3-3	Wisconsin Milwaukee (3)	3-0
Cincinnati (36)	22-14	Milikin (1)	0-1	Stetson (43)	31-12	Wofford (2)	0-2
The Citadel (9)	5-4	Mississippi (5)	2-0	Steubenville (1)	0-1	Xavier (OH) (1)	0-1
Clemson (40)	23-17	Mississippi State (7)	2-3	Syracuse (4)	1-3		
Cleveland State (3)	2-1	Missouri (3)	1-1				
Colorado State (1)	1-0	Mississippi College (6)	5-1				
Connecticut (6)	4-2	Mississippi State (7)	4-3				
Connecticut St. Teachers (1)	1-0	Missouri (3)	2-1				
Creighton (1)	0-1	Missouri Western (1)	1-0				
Culver-Stockton (1)	0-1	Monmouth College (2)	2-0				
Dayton (6)	3-3	Montana (1)	1-0				
David Lipscomb (2)	1-1	Montana State (1)	1-0				
Davidson (1)	1-0	Morehead State (2)	1-1				
Denver (1)	1-0	Morningside (1)	1-0				
Detroit (1)	1-0	Morgan State (3)	3-0				
DePaul (5)	2-3	Mt. St. Mary's (1)	1-0				
Drury (1)	0-1	Murray State (3)	2-1				
Duke (25)	4-21	Navy (1)	1-0				
Duquesne (4)	2-2	Nevada Las-Vegas (1)	0-1				
East Carolina (1)	1-0	New Hampshire (1)	1-0				
East Tennessee State (4)	1-3	New Mexico (4)	3-1				
Eastern Kentucky (7)	6-1	New Orleans (4)	2-2				
Eckerd (1)	1-0	New York University (1)	1-0				
Elon (1)	1-0	Norfolk State (1)	1-0				
Erskine (2)	1-1	North Carolina (37)	7-30				
Evansville (2)	1-1	North Carolina State (33)	14-19				
Fairleigh Dickinson (2)	2-0	Northwestern (3)	2-1				
Florida (54)	19-35	Oglethorpe (3)	2-1				
Florida A&M (5)	5-0	Ohio State (4)	0-4				
Florida Atlantic (4)	4-0	Ohio University (2)	1-1				
Florida Institute of Technology (1)	1-0	Oklahoma (2)	0-2				
Florida International (7)	7-0	Oklahoma City (6)	4-2				
Florida Presbyterian (1)	1-0	Oklahoma State (1)	0-1				
Florida Southern (30)	22-8	Old Dominion (1)	0-1				
Furman (10)	7-3	Oral Roberts (2)	2-0				
Georgetown (3)	3-0	Oregon (1)	1-0				
George Washington (2)	2-0	Oregon State (3)	2-1				
Georgia (31)	19-12	Palm Beach Atlantic (1)	1-0				
Georgia Southern (18)	14-4	Panama Nationals (1)	1-0				
Georgia State (3)	3-0	Pan American (2)	2-0				
Georgia Tech (49)	27-22	Paris Island Marines (2)	0-2				
Hardin-Simmons (1)	1-0	Penn State (4)	3-1				
Hawaii (3)	1-2	Pepperdine (3)	3-0				
Hofstra (3)	3-0	Pittsburgh (7)	1-6				
Houston (5)	2-3	Princeton (2)	0-2				



Greg Grady is the eighth most accurate field goal shooter in Seminole history. He shot .564 from the field during his three-year career. He shot better than .550 percent during each of his three varsity-letter-winning seasons at Florida State.

SERIES RECORDS

Date	Site	W/L	Score
Air Force (0-1)			
	H-0-0; A-0-0; N-0-1		
Dec. 26, 1963	N	L	53-78
Alabama (7-8)			
	H-4-1; A-2-5; N-1-2		
Dec. 14, 1959	A	W	86-74
Jan. 31, 1961	H	W	68-57
Jan. 31, 1962	A	L	57-72
Dec. 10, 1962	H	W	72-53
Dec. 28, 1962	N	W	49-48
Jan. 28, 1963	N	W	63-61
Dec. 9, 1963	A	L	53-62
Jan. 29, 1964	H	W	95-77
Dec. 7, 1964	A	L	73-76
Jan. 30, 1965	H	L	66-75
Dec. 28, 1966	A	L	79-80
Dec. 22, 1972	N	L	68-74
Dec. 20, 1975	N	L	72-76
Dec. 16, 1985	A	L	89-100
Dec. 6, 1986	H	W	72-71
Alabama-Birmingham (2-0)			
	H-1-0; A-1-0; N-0-0		
Dec. 30, 1978	A	W	85-86
Feb. 20, 1980	H	W	89-87
Alabama State (3-0)			
	H-3-0; A-0-0; N-0-0		
Feb. 24, 1988	H	W	108-90
Feb. 13, 1991	H	W	113-88
Feb. 19, 1997	H	W	94-49
Alaska-Anchorage (1-0)			
	H-1-0; A-1-1; N-0-0		
Nov. 25, 1989	N	W	75-74
Alcorn State (1-0)			
	H-0-0; A-0-0; N-1-0		
Dec. 29, 1986	N	W	84-62
American (0-1)			
	H-0-1; A-0-0; N-0-0		
Dec. 22, 2001	H	L	72-77
Arizona (3-1)			
	H-2-0; A-1-1; N-0-0		
Jan. 5, 1970	A	W	87-78
Dec. 31, 1970	H	W	95-85
Dec. 6, 1994	A	L	78-96
Dec. 23, 1997	H	W	84-79
Arkansas (1-1)			
	H-0-1; A-0-0; N-1-0		
Jan. 18, 1989	N	W	112-105
Jan. 21, 1991	H	L	92-109
Arkansas-Little Rock (1-0)			
	H-1-0; A-0-0; N-0-0		
Dec. 22, 1992	H	W	95-64
Arkansas State (1-1)			
	H-1-0; A-0-1; N-0-0		
Feb. 4, 1953	A	L	77-88
Feb. 20, 1954	H	W	78-68
Army (1-2)			
	H-0-1; A-0-0; N-1-1		
Feb. 7, 1957	H	L	62-71
Dec. 29, 1969	N	W	86-51
Dec. 29, 1976	N	L	71-72
Auburn (6-21)			
	H-4-8; A-2-8; N-0-5		
Dec. 17, 1958	A	L	74-95
Dec. 29, 1958	H	L	62-69
Dec. 12, 1959	A	L	58-62
Dec. 28, 1959	H	L	63-76
Dec. 10, 1960	A	L	57-74
Jan. 17, 1961	N	L	67-74
Dec. 9, 1961	A	W	56-52
Dec. 30, 1961	H	L	57-62
Dec. 8, 1962	A	L	47-65
Dec. 21, 1962	H	L	70-77
Dec. 7, 1963	H	W	69-67
Jan. 28, 1964	A	L	59-63
Dec. 5, 1964	A	L	68-92
Jan. 25, 1965	H	W	58-55
Dec. 21, 1965	N	L	58-59
Dec. 27, 1965	N	L	64-80
Dec. 27, 1966	N	L	59-67

Date	Site	W/L	Score
Dec. 4, 1978	A	W	71-70
Feb. 4, 1980	H	W	73-69
Dec. 17, 1980	N	L	74-78
Dec. 1, 1981	H	L	76-77
Dec. 5, 1983	H	L	68-78
Dec. 3, 1989	H	W	82-78
Dec. 15, 1990	H	L	96-99
Dec. 6, 1998	H	L	68-80
Dec. 5, 1999	A	L	54-55
Austin Peay (1-0)			
	H-1-0; A-0-0; N-0-0		
Dec. 4, 1976	H	W	97-87
Baptist College (4-0)			
	H-4-0; A-0-0; N-0-0		
Jan. 14, 1976	H	W	107-54
Feb. 5, 1977	H	W	139-72
Jan. 10, 1981	H	W	87-60
Jan. 18, 1984	H	W	92-75
Baylor (2-0)			
	H-0-0; A-0-0; N-2-0		
Dec. 19, 1964	N	W	84-62
Dec. 16, 1972	N	W	85-67
Beloit (0-1)			
	H-0-0; A-0-0; N-0-1		
Mar. 9, 1955	N	L	88-110
Bethune-Cookman (1-0)			
	H-1-0; A-0-0; N-0-0		
Dec. 5, 1993	H	W	80-70
Binghamton (1-0)			
	H-1-0; A-0-0; N-0-0		
Dec. 21, 2000	H	W	79-57
Birmingham Southern (2-2)			
	H-2-1; A-0-1; N-0-0		
Feb. 23, 1949	H	L	44-50
Jan. 21, 1950	A	L	45-55
Dec. 4, 2002	H	W	78-62
Dec. 15, 2002	H	W	56-47
Biscayne (6-0)			
	H-3-0; A-3-0; N-0-0		
Dec. 3, 1970	H	W	106-70
Feb. 28, 1972	A	W	94-66
Dec. 9, 1972	H	W	97-62
Dec. 3, 1973	H	W	109-71
Jan. 11, 1975	A	W	88-59
Jan. 20, 1975	A	W	95-85
Boston University (1-1)			
	H-0-0; A-0-0; N-1-1		
Dec. 20, 1955	N	W	86-52
Dec. 28, 2002	N	L	69-84
Bradley (0-1)			
	H-0-0; A-0-1; N-0-0		
Dec. 8, 1956	A	L	66-90
Brigham Young (0-1)			
	H-0-0; A-0-0; N-0-1		
Jan. 28, 1972	N	L	77-80
Bucknell (1-0)			
	H-1-0; A-0-0; N-0-0		
Dec. 28, 1987	H	W	87-58
Butler (1-1)			
	H-1-0; A-0-1; N-0-0		
Dec. 30, 1996	H	W	87-68
Dec. 23, 1998	A	L	65-77
California-Irvine (1-0)			
	H-1-0; A-0-0; N-0-0		
Jan. 30, 1971	H	W	82-69
California (PA) (1-0)			
	H-1-0; A-0-0; N-0-0		
Jan. 9, 1986	H	W	113-75
California-Santa Barbara (1-0)			
	H-1-0; A-0-0; N-0-0		
Jan. 18, 1965	H	W	62-61
California State-Bakersfield (1-0)			
	H-1-0; A-0-0; N-0-0		
Dec. 18, 1973	H	W	96-66

Date	Site	W/L	Score
Campbell (1-0)			
	H-1-0; A-0-0; N-0-0		
Dec. 29, 2001	H	W	93-47
Canisus (1-1)			
	H-1-0; A-0-1; N-0-0		
Feb. 6, 1974	H	W	91-74
Jan. 25, 1975	A	L	75-81
Centenary (2-3)			
	H-2-0; A-0-3; N-0-0		
Mar. 1, 1957	H	W	74-92
Feb. 2, 1959	A	L	63-87
Jan. 7, 1960	H	W	81-71
Feb. 11, 1963	H	W	82-68
Feb. 8, 1964	A	L	72-79
Central (MO) (0-2)			
	H-0-1; A-0-1; N-0-0		
Dec. 19, 1949	A	L	50-62
Dec. 15, 1952	H	L	59-62
Central Florida (8-0)			
	H-6-0; A-0-0; N-2-0		
Nov. 28, 1980	H	W	57-41
Nov. 26, 1983	H	W	95-56
Jan. 6, 1986	H	W	76-58
Jan. 26, 1987	H	W	76-57
Dec. 29, 1987	N	W	101-67
Jan. 28, 1988	H	W	93-69
Nov. 25, 1989	H	W	133-79
Dec. 28, 1989	N	W	97-64
Charleston (2-0)			
	H-1-0; A-1-0; N-0-0		
Dec. 15, 1949	H	W	72-37
Dec. 9, 1950	A	W	74-54
Chattanooga (2-0)			
	H-1-0; A-1-0; N-0-0		
Jan. 3, 1963	A	W	72-55
Feb. 1, 1975	H	W	111-70
Cincinnati (22-14)			
	H-12-3; A-7-9; N-3-2		
Mar. 4, 1972	A	L	64-88
Jan. 13, 1973	H	W	78-74
Feb. 10, 1973	A	L	62-89
Dec. 27, 1973	A	L	75-77
Jan. 17, 1979	H	W	76-66
Jan. 27, 1979	A	W	80-77
Feb. 17, 1979	H	W	76-71
Feb. 2, 1980	A	W	54-52
Feb. 9, 1980	H	W	77-74
Feb. 29, 1980	N	W	79-69
Jan. 5, 1981	A	W	79-77
Feb. 14, 1981	H	L	79-80
Mar. 6, 1981	N	L	57-58
Feb. 20, 1982	A	L	83-84
Feb. 27, 1982	H	L	71-73
Jan. 22, 1983	H	W	86-78
Feb. 6, 1983	A	L	48-63
Jan. 14, 1984	H	W	71-57
Feb. 29, 1984	A	W	85-64
Jan. 2, 1985	A	W	63-62
Feb. 27, 1985	H	W	86-60
Mar. 8, 1985	N	W	76-65
Jan. 11, 1986	H	W	76-73
Feb. 15, 1986	A	L	72-79
Jan. 17, 1987	A	L	67-69
Feb. 2, 1987	H	W	77-75
Jan. 23, 1988	A	W	74-71
Feb. 6, 1988	H	W	101-68
Mar. 11, 1988	N	W	84-74
Jan. 21, 1989	H	W	95-80
Feb. 4, 1989	A	W	66-65
Jan. 11, 1990	H	L	69-72
Feb. 8, 1990	A	L	62-82
Mar. 8, 1990	N	L	64-65
Jan. 10, 1991	H	W	72-67
Feb. 7, 1991	A	L	67-76
The Citadel (5-4)			
	H-3-1; A-2-2; N-0-1		
Jan. 1, 1958	N	L	57-59
Jan. 5, 1960	H	L	74-76
Feb. 15, 1960	A	L	60-100
Feb. 6, 1961	H	W	83-77
Feb. 18, 1961	A	L	66-79

Date	Site	W/L	Score
Dec. 19, 1966	A	W	83-67
Jan. 2, 1968	A	W	96-75
Feb. 7, 1968	H	W	93-50
Dec. 30, 1969	H	W	77-51
Clemson (23-17)			
	H-12-3; A-7-10; N-4-4		
Dec. 28, 1951	N	L	56-62
Dec. 19, 1955	N	L	76-94
Dec. 18, 1959	A	L	64-68
Dec. 12, 1960	H	W	74-57
Dec. 19, 1960	A	W	65-84
Dec. 14, 1961	H	L	77-82
Jan. 8, 1962	A	L	69-75
Feb. 7, 1969	A	W	70-67
Jan. 22, 1970	H	W	122-80
Dec. 7, 1973	N	W	65-58
Nov. 27, 1976	A	L	92-108
Feb. 8, 1992	H	W	102-90
Feb. 18, 1992	A	L	67-68
Jan. 20, 1993	A	W	89-71
Feb. 20, 1993	H	W	102-92
Mar. 12, 1993	N	L	75-87
Jan. 19, 1994	H	W	60-57
Feb. 19, 1994	A	W	79-71
Jan. 18, 1995	A	W	67-66
Feb. 18, 1995	H	W	62-57
Jan. 17, 1996	H	W	75-62
Feb. 17, 1996	A	L	59-67
Jan. 11, 1997	H	L	70-76
Feb. 23, 1997	A	W	67-65
Jan. 13, 1998	A	L	49-78
Feb. 15, 1998	H	L	65-86
Jan. 12, 1999	H	W	70-64
Feb. 14, 1999	A	L	45-78
Mar. 4, 1999	N	W (OT)	87-85
Jan. 12, 2000	H	W	60-57
Feb. 12, 2000	A</		

SERIES RECORDS

Date Site W/L Score

(continued from page 233)

Dayton (3-3)

H-1-0; A-2-3; N-0-0
 Feb. 15, 1969.....H.....W.....79-71
 Feb. 7, 1970.....A.....W.....82-76
 Mar. 6, 1976.....A.....L.....81-95
 Feb. 18, 1977.....A.....W.....76-71
 Dec. 22, 1978.....A.....L.....80-97
 Dec. 30, 1981.....A.....L.....79-93

David Lipscomb (1-1)

H-1-0; A-0-1; N-0-0
 Feb. 10, 1950.....H.....W.....57-53
 Jan. 5, 1951.....A.....L.....73-88

Denver (1-0)

H-0-0; A-0-0; N-1-0
 Jan. 3, 1972.....N.....W.....88-70

Detroit (1-0)

H-1-0; A-0-0; N-0-0
 Dec. 29, 1994.....H.....W.....84-83

DePaul (2-3)

H-0-0; A-1-0; N-1-3
 Dec. 28, 1964.....N.....L.....44-52
 Feb. 23, 1992.....N.....L.....75-85
 Dec. 9, 1995.....N.....W.....85-80
 Dec. 31, 1997.....A.....W.....66-55
 Nov. 24, 2000.....N.....L.....74-80

Drury (0-1)

H-0-0; A-0-1; N-0-0
 Dec. 20, 1949.....A.....L.....52-59

Duke (4-21)

H-4-8; A-0-13; N-0-0
 Jan. 3, 1954.....A.....L.....75-97
 Jan. 6, 1992.....A.....L.....70-86
 Jan. 30, 1992.....H.....L.....62-75
 Jan. 24, 1993.....A.....W (OT) 89-88
 Feb. 24, 1993.....A.....L.....75-98
 Jan. 22, 1994.....A.....L.....79-108
 Feb. 23, 1994.....H.....L.....72-84
 Jan. 21, 1995.....H.....W.....78-75
 Feb. 22, 1995.....A.....L.....67-72
 Jan. 20, 1996.....A.....L.....65-85
 Feb. 22, 1996.....H.....L.....87-93
 Dec. 5, 1996.....A.....L (OT) 66-72
 Feb. 15, 1997.....H.....L.....79-89
 Jan. 10, 1998.....H.....L.....63-75
 Feb. 10, 1998.....A.....L.....72-86
 Jan. 16, 1999.....A.....L.....75-98
 Feb. 17, 1999.....H.....L.....59-85
 Jan. 16, 2000.....H.....L.....54-85
 Feb. 16, 2000.....A.....L.....68-101
 Jan. 4, 2001.....H.....L.....72-99
 Feb. 4, 2001.....A.....L.....58-100
 Jan. 6, 2002.....H.....W.....77-76
 Feb. 7, 2002.....A.....L.....49-80
 Feb. 2, 2003.....H.....W.....75-70
 Mar. 6, 2003.....A.....L.....56-72

Duquesne (2-2)

H-1-0; A-0-2; N-1-0
 Dec. 1, 1956.....A.....L.....54-80
 Feb. 4, 1965.....N.....W.....62-58
 Dec. 29, 1991.....H.....W.....88-73
 Dec. 15, 1992.....A.....L.....84-91

East Carolina (1-0)

H-1-0; A-0-0; N-0-0
 Feb. 3, 1968.....H.....W.....110-100

East Tennessee State (1-3)

H-1-1; A-0-2; N-0-0
 Dec. 3, 1955.....A.....L.....54-80
 Dec. 15, 1956.....H.....L.....59-65
 Mar. 9, 1968.....A.....L.....69-79
 Jan. 8, 1972.....H.....W.....106-83

Eastern Kentucky (6-1)

H-2-0; A-2-1; N-2-0
 Dec. 17, 1966.....A.....L.....59-81
 Dec. 4, 1971.....H.....W.....96-83
 Mar. 11, 1972.....N.....W.....83-81
 Dec. 10, 1973.....A.....W.....93-60
 Dec. 4, 1974.....N.....W.....87-70
 Jan. 4, 1975.....H.....W.....107-75
 Dec. 6, 1975.....A.....W.....65-59

Date Site W/L Score

Eckerd (1-0)

H-1-0; A-0-0; N-0-0
 Nov. 27, 1978.....H.....W.....116-71

Elon (1-0)

H-1-0; A-0-0; N-0-0
 Nov. 23, 2001.....H.....W.....89-59

Erskine (1-1)

H-1-0; A-0-1; N-0-0
 Feb. 5, 1948.....A.....L.....45-47
 Feb. 28, 1949.....H.....W.....49-48

Evansville (1-1)

H-0-0; A-0-1; N-1-0
 Dec. 30, 1967.....A.....L.....67-76
 Mar. 18, 1993.....N.....W.....82-70

Fairleigh Dickinson (2-0)

H-2-0; A-0-0; N-0-0
 Feb. 26, 1974.....H.....W.....86-58
 Jan. 11, 1978.....H.....W.....85-43

Florida (18-36)

H-6-14; A-5-16; N-7-6
 Dec. 29, 1951.....N.....L.....51-61
 Dec. 27, 1954.....N.....L.....79-82
 Dec. 10, 1956.....N.....L.....65-67
 Dec. 11, 1957.....A.....L.....70-71
 Dec. 13, 1958.....H.....W.....82-60
 Dec. 5, 1959.....A.....L.....71-81
 Dec. 14, 1960.....H.....L.....67-74
 Feb. 22, 1961.....A.....L.....74-75
 Dec. 7, 1961.....A.....W.....85-71
 Feb. 21, 1962.....A.....W.....79-56
 Dec. 6, 1962.....H.....L.....59-80
 Jan. 23, 1963.....A.....L.....50-52
 Dec. 3, 1963.....H.....L.....55-78
 Jan. 23, 1964.....A.....L.....50-52
 Dec. 9, 1964.....H.....W.....51-50
 Feb. 23, 1965.....A.....L.....65-77
 Dec. 8, 1965.....A.....L.....62-75
 Jan. 18, 1966.....H.....L.....65-74
 Dec. 7, 1966.....A.....L.....30-50
 Feb. 22, 1967.....H.....L.....75-90
 Dec. 7, 1967.....A.....L.....64-89
 Feb. 21, 1968.....A.....L.....68-69
 Dec. 30, 1969.....N.....W.....88-61
 Dec. 9, 1978.....N.....W.....89-81
 Dec. 8, 1979.....N.....W.....87-70
 Dec. 13, 1980.....N.....L.....74-81
 Jan. 26, 1981.....A.....W.....82-71
 Dec. 12, 1981.....N.....L.....65-81
 Jan. 11, 1982.....H.....W.....82-67
 Dec. 19, 1982.....H.....L.....63-84
 Dec. 2, 1983.....A.....W.....67-60
 Dec. 23, 1983.....H.....W.....87-64
 Nov. 30, 1984.....H.....L.....65-68
 Feb. 4, 1985.....A.....L.....79-86
 Nov. 29, 1985.....A.....L.....66-85
 Nov. 28, 1986.....H.....W.....80-76
 Dec. 12, 1987.....A.....L.....48-71
 Dec. 3, 1988.....H.....W.....104-86
 Dec. 1, 1989.....A.....L.....69-82
 Nov. 30, 1990.....H.....L.....68-85
 Jan. 27, 1992.....A.....W.....68-67
 Dec. 2, 1993.....H.....L.....86-89
 Dec. 18, 1993.....N.....W.....89-59
 Feb. 21, 1994.....A.....L.....61-72
 Dec. 17, 1994.....N.....L (2 OT) 65-71
 Feb. 20, 1995.....H.....L.....62-75
 Dec. 16, 1995.....N.....W.....74-52
 Dec. 21, 1996.....N.....W.....79-65
 Dec. 14, 1997.....N.....W.....83-81
 Nov. 20, 1998.....H.....L.....66-82
 Nov. 19, 1999.....A.....L.....61-96
 Nov. 17, 2000.....H.....L.....70-85
 Nov. 16, 2001.....A.....L.....47-68
 Dec. 6, 2002.....H.....L.....57-58

Florida A&M (5-0)

H-5-0; A-0-0; N-0-0
 Nov. 30, 1979.....H.....W.....101-63
 Feb. 21, 1981.....H.....W.....92-79
 Nov. 29, 1981.....H.....W.....81-67
 Dec. 6, 1982.....H.....W.....81-79
 Dec. 7, 1991.....H.....W (forfeit) 2-0

Date Site W/L Score

Florida Atlantic (4-0)

H-4-0; A-0-0; N-0-0
 Dec. 1, 1993.....H.....W.....110-59
 Dec. 3, 1994.....H.....W.....101-63
 Dec. 2, 1996.....H.....W.....93-56
 Dec. 2, 1997.....H.....W.....90-52

Florida Institute Technology (1-0)

H-1-0; A-0-0; N-0-0
 Dec. 14, 1985.....H.....W.....122-83

Florida International (7-0)

H-6-0; A-1-0; N-0-0
 Dec. 10, 1983.....H.....W.....94-75
 Dec. 3, 1984.....H.....W.....97-43
 Dec. 2, 1987.....H.....W.....121-75
 Nov. 27, 1988.....H.....W.....100-75
 Dec. 29, 1990.....A.....W.....92-73
 Nov. 25, 1994.....H.....W.....88-41
 Nov. 28, 1995.....H.....W.....92-44

Florida Presbyterian (1-0)

H-0-0; A-1-0; N-0-0
 Dec. 2, 1967.....A.....W.....90-66

Florida Southern (22-8)

H-13-1; A-9-6; N-0-1
 Feb. 13, 1948.....A.....L.....41-47
 Feb. 21, 1948.....H.....W.....55-48
 Dec. 10, 1948.....H.....W.....46-38
 Dec. 11, 1948.....H.....W.....53-45
 Jan. 13, 1950.....A.....L.....65-71
 Jan. 14, 1950.....A.....L.....48-59
 Feb. 27, 1950.....N.....L.....56-68
 Dec. 16, 1950.....A.....W.....86-55
 Jan. 13, 1951.....A.....W.....44-41
 Jan. 16, 1952.....A.....L.....51-54
 Jan. 23, 1952.....H.....W.....72-53
 Jan. 13, 1953.....A.....W.....71-89
 Feb. 13, 1953.....A.....W.....79-77
 Jan. 13, 1954.....A.....W.....98-80
 Jan. 21, 1954.....H.....W.....99-71
 Feb. 7, 1955.....A.....W.....73-69
 Jan. 7, 1955.....H.....W.....84-63
 Feb. 13, 1956.....H.....W.....92-73
 Feb. 18, 1956.....A.....W.....85-81
 Feb. 5, 1957.....A.....L.....63-78
 Feb. 11, 1957.....H.....L.....67-73
 Feb. 24, 1966.....H.....W.....99-54
 Feb. 18, 1967.....A.....W.....84-76
 Feb. 10, 1968.....H.....W.....104-82
 Feb. 27, 1969.....A.....W.....84-79
 Feb. 10, 1970.....H.....W.....98-74
 Feb. 25, 1971.....A.....W.....74-66
 Jan. 29, 1972.....H.....W.....84-63
 Dec. 18, 1978.....H.....W.....106-75
 Feb. 11, 1990.....A.....W.....85-78

Furman (7-3)

H-4-1; A-2-2; N-0-0
 Jan. 3, 1957.....N.....W.....108-96
 Dec. 14, 1957.....A.....L.....89-95
 Dec. 6, 1958.....H.....W.....73-72
 Feb. 13, 1960.....A.....W.....105-98
 Feb. 20, 1961.....H.....W.....99-57
 Jan. 6, 1962.....A.....L.....64-67
 Feb. 6, 1964.....H.....W.....57-48
 Dec. 30, 1963.....H.....W.....93-91
 Dec. 29, 1984.....H.....W.....97-75
 Dec. 4, 2000.....H.....L (OT) 74-79

Georgetown (3-0)

H-2-0; A-0-0; N-1-0
 Dec. 20, 1969.....H.....W.....98-65
 Jan. 8, 1973.....H.....W.....101-70
 Mar. 21, 1992.....N.....W.....78-68

George Washington (2-0)

H-0-0; A-2-0; N-0-0
 Dec. 29, 1967.....A.....W.....94-69
 Jan. 25, 1979.....A.....W.....71-68

Georgia (19-12)

H-9-3; A-6-5; N-4-4
 Jan. 17, 1948.....A.....L.....46-65
 Feb. 12, 1948.....H.....L.....42-44
 Dec. 27, 1951.....N.....L.....50-79
 Dec. 28, 1954.....N.....W.....97-87
 Jan. 15, 1955.....H.....W.....90-81

Date Site W/L Score

Feb. 14, 1955.....A.....W.....88-79
 Jan. 13, 1956.....A.....W.....79-76
 Mar. 5, 1956.....H.....W.....80-75
 Jan. 1, 1957.....H.....L.....68-72
 Jan. 21, 1957.....A.....W.....86-63
 Jan. 2, 1958.....N.....W.....92-80
 Mar. 3, 1959.....H.....W.....85-77
 Dec. 20, 1959.....A.....L.....72-53
 Jan. 18, 1959.....A.....L.....91-94
 Dec. 30, 1959.....N.....L.....66-69
 Jan. 3, 1960.....H.....W.....95-82
 Dec. 28, 1960.....N.....L.....56-62
 Feb. 16, 1961.....A.....W.....77-68
 Feb. 15, 1962.....A.....W.....71-62
 Mar. 2, 1962.....H.....W.....101-69
 Dec. 27, 1962.....N.....W.....77-69
 Jan. 14, 1963.....H.....W.....88-54
 Jan. 17, 1963.....A.....L.....76-90
 Jan. 18, 1964.....H.....W.....64-63
 Mar. 3, 1964.....A.....L.....70-85
 Jan. 7, 1965.....A.....W.....64-55
 Mar. 6, 1965.....H.....W.....85-83
 Jan. 3, 1966.....A.....L.....57-63
 Mar. 5, 1966.....H.....W.....87-69
 Dec. 20, 1980.....N.....W.....64-62
 Dec. 1, 1981.....H.....L.....67-70

Georgia Southern (14-4)

H-6-2; A-3-2; N-5-0
 Jan. 15, 1948.....H.....L.....56-60
 Feb. 20, 1948.....A.....L.....47-65
 Mar. 3, 1951.....N.....W.....69-67
 Jan. 19, 1952.....H.....L.....75-93
 Dec. 6, 1952.....A.....W.....68-63
 Dec. 11, 1953.....H.....W.....68-58
 Feb. 17, 1954.....A.....W.....89-85
 Dec. 6, 1954.....H.....W.....75-67
 Mar. 1, 1955.....H.....W.....91-83
 Jan. 14, 1956.....A.....L.....81-90
 Dec. 29, 1962.....N.....W.....79-60
 Feb. 11, 1971.....A.....W.....113-81
 Dec. 1, 1972.....H.....W.....109-97
 Jan. 14, 1974.....N.....W.....92-89
 Feb. 9, 1975.....N.....W.....101-77
 Feb. 22, 1975.....H.....W.....104-71
 Jan. 5, 1979.....N.....W.....96-83
 Dec. 20, 1998.....H.....W.....80-43

Georgia State (3-0)

H-2-0; A-1-0; N-0-0
 Feb. 13, 1975.....H.....W.....81-72
 Jan. 31, 1976.....A.....W.....66-58
 Feb. 21, 1976.....H.....W.....92-70

Georgia Tech (27-22)

H-14-8; A-11-13; N-2-1
 Jan. 19, 1963.....A.....L.....55-70
 Feb. 15, 1964.....A.....L.....73-77
 Jan. 20, 1965.....H.....W.....72-65
 Feb. 15, 1965.....A.....L.....76-77
 Jan. 31, 1966.....H.....W.....71-66
 Feb. 14, 1966.....A.....L.....88-95
 Jan. 28, 1967.....H.....L.....88-73
 Feb. 25, 1967.....A.....L.....84-102
 Jan. 20, 1968.....A.....W.....73-57
 Feb. 24, 1968.....H.....W.....72-67
 Feb. 18, 1969.....H.....L.....76-84
 Feb. 22, 1969.....A.....W.....98-80
 Jan. 24, 1970.....A.....W.....89-83
 Feb. 21, 1970.....H.....W.....97-80
 Jan. 23, 1971.....H.....L.....67-85
 Feb. 8, 1971.....A.....W.....81-76
 Jan. 22, 1972.....A.....W.....71-69
 Feb. 19, 1972.....H.....W.....108-50
 Mar. 3, 1977.....N.....L.....67-72
 Feb. 21, 1978.....H.....W.....78-72
 Feb. 25, 1978.....A.....W.....85-82
 Mar. 2, 1978.....N.....W.....71-69
 Jan. 23, 1979.....H.....W.....79-73
 Feb. 10, 1979.....A.....L.....73-75
 Jan. 23, 1992.....A.....W.....83-79
 Feb. 15, 1992.....H.....W.....80-67
 Jan. 31, 1993.....H.....W.....96-77
 Mar. 4, 1993.....A.....W.....83-82
 Jan. 29, 1994.....A.....W.....74-73
 Mar. 2, 1994.....H.....W.....71-68
 Jan. 29, 1995.....H.....L.....67-80

SERIES RECORDS

Date	Site	W/L	Score	Date	Site	W/L	Score	Date	Site	W/L	Score	Date	Site	W/L	Score	
Mar. 2, 1995	A	L	67-69	Feb. 1, 1969	A	W	93-89									
Jan. 27, 1996	A	L	58-79	Jan. 27, 1970	A	W	89-83									
Feb. 28, 1996	H	L	68-83	Feb. 18, 1970	H	L	81-85									
Jan. 15, 1997	A	L	58-71	Dec. 8, 1970	H	L	109-114									
Feb. 18, 1998	A	W	64-82	Jan. 27, 1971	H	L	79-90									
Jan. 18, 1998	A	W	70-67	Feb. 15, 1971	A	L	65-83									
Jan. 9, 1999	A	W	75-56	Dec. 7, 1971	H	W	90-83									
Feb. 11, 1999	H	L	(2 OT) 108-111	Jan. 26, 1972	A	L	82-84									
Jan. 19, 2000	A	L	62-65	Feb. 23, 1972	H	W	70-61									
Feb. 21, 2000	H	W	64-54	Jan. 20, 1973	H	L	66-70									
Mar. 9, 2000	N	W	63-62	Feb. 14, 1973	A	W	83-74									
Jan. 27, 2001	A	L	68-77	Jan. 24, 1974	A	W	78-74									
Feb. 28, 2001	H	W	69-59	Feb. 13, 1974	H	L	89-113									
Jan. 30, 2002	A	L	46-77	Feb. 6, 1975	A	W	63-55									
Mar. 2, 2002	H	L	78-86	Feb. 19, 1975	H	L	71-76									
Jan. 14, 2003	A	L	74-81	Jan. 10, 1976	H	W	77-57									
Feb. 15, 2003	H	W	71-64	Feb. 18, 1976	A	W	74-65									
Hardin-Simmons (1-0)				Jan. 26, 1977	H	L	70-77									
H-1-0; A-0-0; N-0-0				Feb. 23, 1977	A	L	64-70									
Jan. 21, 1987	H	W	93-79	Jan. 3, 1979	A	L	68-71									
Hawaii (1-2)				Feb. 3, 1979	H	W	84-81									
H-1-0; A-0-0; N-0-0				Dec. 2, 1979	H	L	76-77									
Jan. 23, 1969	H	W	92-60	Feb. 16, 1980	A	W	64-85									
Dec. 18, 1971	A	L	(Forfeit) 10-30	Dec. 6, 1980	A	W	59-57									
Dec. 22, 1971	A	L	76-80	Jan. 20, 1981	H	W	59-50									
Hofstra (3-0)				Dec. 9, 1981	A	L	80-83									
H-3-0; A-0-0; N-0-0				Jan. 27, 1982	H	L	79-80									
Jan. 26, 1968	H	W	109-71	Dec. 11, 1982	N	W	81-66									
Nov. 30, 1973	H	W	92-63	Jan. 4, 1983	H	W	61-60									
Jan. 18, 1975	H	W	107-71	Feb. 12, 1983	A	W	83-74									
Houston (2-3)				Dec. 8, 1983	A	W	76-63									
H-2-0; A-0-3; N-0-0				Feb. 13, 1984	H	L	47-56									
Feb. 5, 1962	A	L	76-84	Dec. 5, 1984	H	W	61-60									
Jan. 26, 1963	H	W	76-69	Feb. 13, 1985	A	W	88-72									
Jan. 15, 1972	H	W	86-79	Jan. 4, 1986	A	L	62-69									
Feb. 4, 1972	A	L	86-94	Jan. 3, 1987	H	L	78-90									
Jan. 5, 1974	A	L	74-79	Jan. 6, 1988	A	W	87-63									
Howard (1-0)				Jan. 11, 1989	H	W	85-70									
H-1-0; A-0-0; N-0-0				Jan. 8, 1990	H	W	104-99									
Nov. 26, 1995	H	W	97-81	Feb. 16, 1991	A	W	99-79									
Idaho (1-0)				Nov. 26, 1991	H	W	100-91									
H-1-0; A-0-0; N-0-0				Feb. 2, 1993	A	W	92-77									
Nov. 24, 1998	H	W	70-57	Dec. 2, 1993	H	W	89-80									
Illinois State (2-1)				Dec. 14, 1996	A	W	109-84									
H-2-0; A-0-1; N-0-0				Dec. 6, 1997	H	W	77-44									
Dec. 3, 1974	H	W	72-70	Dec. 17, 1998	A	W	72-53									
Feb. 2, 1976	A	L	80-82	Nov. 27, 1999	H	W	83-59									
Feb. 12, 1976	H	W	109-81	Dec. 17, 2000	H	W	75-61									
Indiana (0-4)				Jacksonville State (Ala.) (2-0)												
H-0-0; N-0-1; N-0-3				H-2-0; A-0-0; N-0-0												
Dec. 8, 1975	A	L	59-83	Dec. 16, 1953	H	W	72-61									
Mar. 16, 1991	N	L	60-82	Dec. 4, 1954	H	W	103-76									
Mar. 26, 1992	N	L	74-85	Kansas (0-2)												
Nov. 25, 1992	N	L	(OT) 78-81	H-0-0; A-0-1; N-0-1												
Indiana State (0-1)				Kansas State (0-2)												
H-0-0; A-0-0; N-0-1				H-0-0; A-0-1; N-0-1												
Dec. 27, 1973	N	L	92-93	Dec. 10, 1966	A	L	58-81									
Iowa (1-1)				Kent State (1-1)												
H-1-0; A-0-0; N-0-1				H-0-1; A-1-0; N-0-0												
Mar. 18, 1988	N	L	98-102	Jan. 13, 1969	H	L	67-76									
Dec. 2, 2002	H	W	80-67	Feb. 5, 1970	A	L	80-79									
Iowa State (1-0)				Kentucky (2-6)												
H-1-0; A-0-0; N-0-0				H-0-0; A-1-5; N-1-1												
Nov. 20, 1992	H	W	109-86	Dec. 1, 1958	A	L	68-91									
Jacksonville (41-19)				Dec. 3, 1960	A	W	63-58									
H-18-13; A-21-6; N-2-0				Dec. 12, 1962	A	L	54-83									
Dec. 29, 1959	H	W	86-69	Mar. 18, 1972	N	W	73-54									
Feb. 22, 1964	A	W	101-77	Feb. 7, 1977	A	L	57-97									
Feb. 10, 1965	A	W	97-74	Mar. 11, 1978	A	L	76-85									
Jan. 24, 1966	H	W	86-90	Mar. 9, 1980	A	L	78-97									
Feb. 10, 1966	A	W	78-49	Mar. 27, 1993	N	L	81-106									
Jan. 23, 1967	A	W	81-70	Lafayette (1-0)												
Feb. 6, 1967	H	W	68-67	H-1-0; A-0-0; N-0-0												
Jan. 16, 1968	A	W	92-79	Jan. 2, 1994	H	W	105-87									
Feb. 16, 1968	H	W	106-65	Lambuth (0-2)												
Dec. 7, 1968	H	W	93-88	H-0-0; A-0-1; N-0-1												
Jan. 4, 1969	H	L	68-76	Dec. 28, 1948	A	L	50-56									
				Feb. 28, 1949	N	L	49-65									
				Lamar Tech (1-0)												
				H-1-0; A-0-0; N-0-0												
				Dec. 1, 1965	H	W	73-68									
				La Salle (1-1)												
				H-1-0; A-0-1; N-0-0												
				Feb. 23, 1989	A	L	100-101									
				Dec. 9, 1990	H	W	83-74									
				Louisiana State (2-2)												
				H-1-0; A-0-2; N-1-0												
				Dec. 18, 1957	A	L	65-67									
				Dec. 27, 1958	H	W	82-67									
				Dec. 1, 1959	A	L	78-89									
				Dec. 16, 1967	N	W	130-100									
				Louisville (9-30)												
				H-6-10; A-2-17; N-1-3												
				Dec. 16, 1968	A	L	78-79									
				Dec. 22, 1969	H	W	79-69									
				Dec. 15, 1973	A	L	75-84									
				Dec. 14, 1974	H	L	75-80									
				Jan. 3, 1977	A	L	61-79									
				Jan. 22, 1978	A	W	70-60									
				Feb. 17, 1978	H	W	81-70									
				Mar. 4, 1978	N	L	93-94									
				Jan. 20, 1979	H	L	65-67									
				Jan. 1, 1979	A	L	71-84									
				Jan. 27, 1980	A	L	73-79									
				Feb. 24, 1980	H	L	75-83									
				Mar. 1, 1980	A	L	72-81									

SERIES RECORDS

Date Site W/L Score

(continued from page 237)

Feb. 11, 1985	H	W	91-79
Jan. 18, 1986	H	L	92-94
Feb. 8, 1986	A	L	96-102
Jan. 14, 1987	A	W	95-74
Feb. 28, 1987	H	W	117-102
Feb. 13, 1988	H	W	83-75
Mar. 5, 1988	A	W	87-83
Jan. 7, 1989	H	W	104-79
Mar. 4, 1989	A	W	81-78
Jan. 6, 1990	H	W	113-82
Jan. 31, 1990	A	L	72-84
Jan. 5, 1991	A	L	72-84
Feb. 26, 1991	H	W	85-83

Southern University (1-0)
H-1-0; A-0-0; N-0-0

Dec. 6, 1991	H	W	95-75
--------------	---	---	-------

Southwestern (Memphis) (0-1)
H-0-0; A-0-1; N-0-0

Dec. 30, 1948	A	L	47-54
---------------	---	---	-------

Southwestern Louisiana (4-0)
H-2-0; A-2-0; N-0-0

Jan. 24, 1976	H	W	110-70
Mar. 4, 1976	A	W	68-65
Nov. 22, 1997	H	W	96-70
Dec. 29, 1997	A	W	80-71

Southwest Missouri State (0-1)
H-0-0; A-0-1; N-0-0

Dec. 21, 1949	A	L	52-79
---------------	---	---	-------

Spring Hill (3-3)
H-2-1; A-1-2; N-0-0

Dec. 10, 1947	H	W	39-36
Jan. 24, 1948	A	L	54-76
Dec. 19, 1951	A	L	54-64
Dec. 19, 1953	H	L	60-69
Jan. 18, 1955	A	W	81-72
Dec. 9, 1958	H	W	100-70

Stetson (32-11)
H-17-4; A-11-7; N-4-0

Jan. 13, 1948	A	L	56-65
Feb. 24, 1948	H	W	41-38
Jan. 5, 1949	A	W	49-40
Jan. 14, 1949	A	W	40-36
Jan. 28, 1950	H	L	61-70
Jan. 12, 1951	H	L	66-67
Jan. 27, 1951	A	L	53-71
Mar. 2, 1951	N	W	65-58
Feb. 7, 1952	A	L	48-58
Feb. 23, 1952	H	L	64-66
Feb. 10, 1953	A	W	83-79
Feb. 25, 1953	A	W	76-66
Mar. 5, 1953	H	L	81-94
Dec. 18, 1953	H	W	74-71
Jan. 16, 1954	A	L	60-82
Dec. 18, 1954	H	W	94-79
Jan. 29, 1955	A	W	84-73
Feb. 28, 1955	H	W	86-77
Dec. 10, 1955	H	W	71-78
Feb. 20, 1956	A	W	89-84
Jan. 14, 1957	A	L	70-97
Jan. 19, 1957	H	W	104-86
Jan. 16, 1958	H	W	77-60
Feb. 21, 1959	A	L	91-98
Feb. 9, 1963	H	W	73-57
Feb. 27, 1964	A	W	80-60
Jan. 6, 1968	A	W	72-60
Feb. 29, 1968	H	W	111-81
Feb. 10, 1969	H	W	95-67
Feb. 26, 1970	A	W	94-64
Jan. 18, 1971	H	W	78-71
Dec. 6, 1971	A	W	49-47
Feb. 26, 1972	N	W	90-54
Jan. 17, 1973	H	W	84-87
Mar. 5, 1975	A	L	54-63
Dec. 11, 1975	H	W	81-71
Feb. 12, 1977	A	W	87-80
Jan. 12, 1987	H	W	83-75
Dec. 16, 1987	N	W	80-67
Dec. 9, 1988	H	W	91-74
Dec. 22, 1989	H	W	92-83
Jan. 14, 1991	N	W	69-64
Dec. 18, 2002	H	W	93-67

Date Site W/L Score

Steuenville (0-1)
H-0-0; A-0-1; N-0-0

Dec. 3, 1956	A	L	64-79
--------------	---	---	-------

Syracuse (1-3)
H-0-0; A-1-1; N-0-2

Feb. 3, 1990	N	L	69-90
Feb. 18, 1991	A	L	79-88
Dec. 3, 1991	N	L	71-89
Mar. 12, 1997	A	W	82-67

Tampa (31-8)
H-20-0; A-11-6; N-0-2

Jan. 15, 1949	A	L	56-58
Feb. 2, 1949	A	W	60-58
Feb. 27, 1949	N	L	47-56
Jan. 12, 1950	A	L	60-80
Feb. 11, 1950	H	W	58-56
Jan. 17, 1951	H	W	80-69
Jan. 25, 1951	A	L	66-76
Jan. 15, 1952	A	W	72-66
Feb. 15, 1952	H	W	79-60
Feb. 29, 1952	N	L	57-78
Jan. 12, 1953	A	L	73-77
Feb. 14, 1953	H	W	83-74
Jan. 6, 1954	H	W	74-58
Jan. 12, 1954	A	W	73-63
Dec. 14, 1954	H	W	90-62
Jan. 8, 1955	A	W	96-61
Dec. 13, 1955	A	W	89-67
Feb. 7, 1956	H	W	88-73
Feb. 2, 1957	A	W	82-67
Feb. 25, 1957	H	W	88-57
Jan. 9, 1958	H	W	72-53
Feb. 24, 1958	A	L	56-79
Jan. 14, 1960	H	W	72-67
Feb. 1, 1960	A	L	68-83
Dec. 1, 1960	H	W	88-60
Feb. 24, 1961	A	W	116-95
Feb. 12, 1962	H	W	91-71
Feb. 26, 1962	H	W	123-92
Dec. 1, 1962	H	W	92-60
Feb. 25, 1963	A	W	80-58
Dec. 21, 1963	H	W	107-61
Feb. 20, 1965	A	W	71-64
Dec. 6, 1965	H	W	121-57
Feb. 26, 1966	A	W	99-70
Jan. 30, 1967	H	W	109-72
Feb. 27, 1967	A	W	87-84
Nov. 28, 1968	H	W	83-70
Nov. 26, 1984	H	W	89-52
Nov. 28, 1985	H	W	86-62

Temple (1-2)
H-0-0; A-0-2; N-1-0

Dec. 20, 1992	N	W	91-80
Dec. 14, 1998	A	L	(OT) 66-75
Nov. 29, 1999	H	L	58-69

Tennessee (3-5)
H-1-0; A-1-4; N-1-1

Dec. 9, 1957	A	L	57-74
Jan. 4, 1961	A	L	68-70
Dec. 16, 1961	A	W	69-62
Jan. 2, 1963	A	L	65-66
Dec. 22, 1964	N	L	43-65
Dec. 30, 1966	N	W	91-90
Dec. 19, 1987	A	L	78-81
Jan. 15, 1989	H	W	101-90

Tennessee-Martin (0-0)
H-1-0; A-0-0; N-0-0

Dec. 18, 1984	H	W	90-73
---------------	---	---	-------

Tennessee State (1-0)
H-1-0; A-0-0; N-0-0

Dec. 17, 1996	H	W	100-62
---------------	---	---	--------

Tennessee Tech (1-0)
H-1-0; A-0-0; N-0-0

Dec. 2, 1957	H	W	74-71
--------------	---	---	-------

Texas (2-0)
H-1-0; A-1-0; N-0-0

Dec. 27, 1969	H	W	82-61
Dec. 1, 1970	A	W	80-78

Date Site W/L Score

Texas A&M (2-1)
H-0-1; A-1-0; N-1-0

Dec. 13, 1956	H	L	74-83
Jan. 4, 1974	N	W	99-79
Dec. 16, 1977	A	W	100-77

Texas A&M Corpus Christi (1-0)
H-1-0; A-0-0; N-0-0

Jan. 6, 2003	H	W	72-56
--------------	---	---	-------

Texas Christian (1-1)
H-0-0; A-0-1; N-1-0

Dec. 12, 1963	A	L	60-66
Mar. 13, 1998	N	W	96-87

Toledo (2-0)
H-0-0; A-1-0; N-1-0

Nov. 26, 1976	N	W	70-66
Mar. 7, 1980	A	W	94-91

Troy State (8-1)
H-6-0; A-2-1; N-0-0

Dec. 12, 1947	H	W	57-37
Jan. 30, 1948	A	L	48-49
Dec. 15, 1948	A	W	68-64
Jan. 21, 1949	H	W	63-45
Dec. 10, 1949	H	W	61-27
Feb. 15, 1950	A	W	79-71
Feb. 6, 1956	H	W	90-65
Jan. 8, 1977	H	W	83-69
Dec. 1, 1977	H	W	110-82

Tulane (23-12)
H-12-3; A-8-9; N-3-0

Jan. 14, 1967	A	L	85-97
Feb. 11, 1967	H	W	100-90
Jan. 8, 1969	A	W	97-94
Jan. 18, 1969	H	W	99-90
Feb. 17, 1970	A	W	82-77
Jan. 14, 1970	H	W	112-77
Jan. 13, 1971	H	L	69-88
Feb. 12, 1972	H	W	94-84
Dec. 30, 1977	A	W	71-56
Jan. 7, 1978	A	W	87-85
Jan. 14, 1978	H	W	103-85
Jan. 10, 1979	A	L	60-74
Jan. 29, 1979	H	W	89-84
Mar. 1, 1979	A	W	101-92
Jan. 2, 1980	N	W	108-97
Jan. 12, 1980	A	L	79-80
Feb. 28, 1980	A	W	85-73
Jan. 24, 1981	H	W	79-61
Jan. 31, 1981	A	W	74-68
Feb. 1, 1982	A	L	53-66
Feb. 10, 1982	H	L	61-62
Mar. 5, 1982	N	W	54-49
Feb. 14, 1983	H	L	79-80
Mar. 5, 1983	A	L	66-71
Jan. 9, 1984	A	L	43-50
Feb. 20, 1984	H	W	52-51
Jan. 28, 1985	A	L	61-64
Feb. 6, 1985	H	W	74-51
Jan. 4, 1990	H	W	92-68
Feb. 20, 1990	A	W	69-67
Jan. 3, 1991	A	L	61-77
Feb. 2, 1991	H	W	85-79
Mar. 20, 1993	N	W	94-63
Dec. 10, 1994	H	W	81-74
Dec. 5, 1995	A	L	77-78

Tulsa (3-0)
H-1-0; A-1-0; N-1-0

Dec. 23, 1963	H	W	91-76
Dec. 26, 1964	A	W	74-72
Dec. 30, 1982	N	W	96-80

UCLA (0-2)
H-0-0; A-0-1; N-0-1

Mar. 26, 1972	A	L	76-81
Nov. 27, 1992	N	L	83-86

UNC Asheville (2-0)
H-2-0; A-0-0; N-0-0

Jan. 2, 1992	H	W	107-54
Dec. 17, 1997	H	W	77-60

Date Site W/L Score

UNC Charlotte (2-2)
H-0-1; A-0-1; N-2-0

Jan. 29, 1977	H	L	65-76
Feb. 13, 1978	A	L	79-88
Dec. 29, 1981	N	W	76-73
Dec. 19, 1992	N	W	63-59

UNC Greensboro (2-0)
H-1-0; A-1-0; N-0-0

Dec. 30, 1993	H	W	94-76
Feb. 1, 1995	A	W	75-65

Union (TN) (0-1)
H-0-0; A-0-1; N-0-0

Dec. 29, 1948	A	L	52-56
---------------	---	---	-------

Utah State (1-0)
H-1-0; A-0-0; N-0-0

Nov. 19, 1997	H	W	66-55
---------------	---	---	-------

Valdosta State (15-0)
H-13-0; A-2-0; N-0-0

Feb. 9, 1961	H	W	86-66
Feb. 8, 1962	H	W	72-42
Dec. 3, 1962	H	W	65-42
Feb. 5, 1963	A	W	61-56
Dec. 1, 1964	H	W	81-57
Dec. 2, 1965	H	W	69-67
Dec. 1, 1966	H	W	62-58
Jan. 30, 1968	H	W	81-71
Dec. 2, 1968	H	W	120-75
Feb. 3, 1969	A	W	84-81
Dec. 12, 1970	H	W	111-63
Dec. 11, 1971	H	W	134-65
Nov. 30, 1974	H	W	81-74
Feb. 24, 1976	H	W	106-61
Dec. 20, 1986	H</		


SERIES RECORDS

Date	Site	W/L	Score
Virginia Tech (19-15)			
H-10-4; A-6-10; N-3-1			
Dec. 14, 1968	A	L	74-77
Jan. 31, 1970	H	W	83-73
Feb. 1, 1973	A	L	82-91
Jan. 10, 1974	H	W	85-80
Mar. 3, 1979	N	L	60-68
Jan. 21, 1980	H	L	77-79
Feb. 22, 1980	A	L	76-78
Jan. 12, 1981	A	L	70-80
Feb. 16, 1981	H	W	80-76
Jan. 16, 1982	A	W	69-65
Feb. 25, 1982	A	L	76-77
Jan. 15, 1983	A	L	69-70
Feb. 19, 1983	H	W	82-78
Feb. 25, 1984	H	W	58-57
Mar. 3, 1984	A	W	93-79
Jan. 14, 1985	A	L	71-85
Feb. 23, 1985	H	L	75-87
Mar. 7, 1985	N	W	97-93
Jan. 25, 1986	A	L	73-86
Feb. 24, 1986	H	L	84-92
Mar. 3, 1986	N	W	77-76
Jan. 31, 1987	A	L	79-82
Feb. 23, 1987	H	W	107-78
Jan. 30, 1988	A	L	87-88
Mar. 2, 1988	H	W	92-79
Jan. 28, 1989	A	W	100-97
Mar. 1, 1989	H	W	117-97

Date	Site	W/L	Score
Jan. 27, 1990	A	W	67-63
Feb. 24, 1990	H	L	74-84
Jan. 26, 1991	A	W	71-60
Feb. 23, 1991	H	W	91-79
Mar. 6, 1991	N	W	91-71
Dec. 27, 2001	H	W	76-49
Jan. 4, 2003	A	W	76-69
Wake Forest (11-17)			
H-7-5; A-3-10; N-1-2			
Dec. 1, 1958	A	L	64-73
Dec. 22, 1973	N	W	66-48
Jan. 11, 1992	A	W	88-85
Feb. 1, 1992	H	W	79-78
Jan. 9, 1993	A	W	74-72
Feb. 10, 1993	H	W	111-94
Jan. 8, 1994	H	L	66-90
Feb. 10, 1994	A	L	69-77
Jan. 7, 1995	A	L	64-72
Feb. 8, 1995	H	W	69-67
Jan. 6, 1996	H	L (OT)	73-75
Feb. 7, 1996	A	L	67-81
Jan. 25, 1997	A	L	58-61
Mar. 1, 1997	H	W	59-55
Mar. 7, 1997	N	L	65-66
Jan. 22, 1998	H	W	83-59
Feb. 21, 1998	A	L	68-69
Jan. 20, 1999	H	W	74-68
Feb. 20, 1999	A	L	65-67

Date	Site	W/L	Score
Jan. 4, 2000	A	W	66-64
Feb. 5, 2000	H	W	66-61
Jan. 9, 2001	A	L	53-76
Feb. 10, 2001	H	L	65-71
Dec. 16, 2001	A	L	69-79
Feb. 2, 2002	H	L	80-89
Jan. 26, 2003	A	L	60-71
Feb. 26, 2003	H	L	56-60
Mar. 14, 2003	N	L	61-69
Washington (1-1)			
H-0-0; A-0-0; N-1-1			
Dec. 27, 1971	N	W	85-77
Dec. 26, 1975	N	L	54-69
Washington State (1-0)			
H-0-0; A-0-0; N-1-0			
Dec. 30, 1971	N	W	85-61
Western Carolina (2-1)			
H-1-1; A-1-0; N-0-0			
Dec. 7, 1985	H	W	91-83
Dec. 16, 1986	A	W	101-76
Dec. 8, 2001	H	L	69-79
West Virginia (1-3)			
H-0-0; A-1-2; N-0-1			
Dec. 28, 1955	N	L	69-78
Dec. 4, 1956	A	L	54-88
Jan. 30, 1958	A	L	51-103
Mar. 19, 1997	N	W	76-71

Date	Site	W/L	Score
Western Kentucky (6-0)			
H-2-0; A-2-0; N-2-0			
Dec. 21, 1973	N	W	107-87
Jan. 8, 1976	H	W	88-80
Dec. 5, 1977	A	W	93-73
Nov. 30, 1978	H	W	70-59
Dec. 29, 1979	A	W	67-65
Mar. 25, 1993	N	W (OT)	81-78
Wisconsin (0-1)			
H-0-0; A-0-1; N-0-0			
Dec. 4, 1961	A	L	63-64
Wisconsin-Green Bay (1-0)			
H-1-0; A-0-0; N-0-0			
Jan. 5, 1987	H	W	57-49
Wisconsin-Milwaukee (3-0)			
H-2-0; A-0-0; N-1-0			
Feb. 3, 1971	H	W	98-61
Dec. 28, 1973	N	W	84-82
Jan. 7, 1975	H	W	104-82
Wofford (0-2)			
H-0-0; A-0-2; N-0-0			
Jan. 10, 1948	A	L	45-48
Feb. 6, 1948	A	L	38-77
Xavier (OH) (0-1)			
H-0-0; A-0-1; N-0-0			
Feb. 4, 1958	A	L	60-76



Tat Hunter, who grabbed 759 rebounds during his Seminole career, is ranked seventh all-time on Florida State's career rebounding list. He was a member of Florida State's 1988 and 1989 NCAA Tournament teams.

2003-2004

ALL-TIME FSU SCORES

1947-48 - Won 5, Lost 13 (.277)

Dec. 10-39	Spring Hill(H)	36
Dec. 12-57	Troy State(H)	37
Jan. 10-45	Woford(A)	48
Jan. 13-56	Stetson(A)	65
Jan. 15-56	Georgia Teachers(H)	65
Jan. 17-46	Georgia(A)	65
Jan. 23-48	Mercer(A)	61
Jan. 24-54	Spring Hill(A)	76
Jan. 30-48	Troy State(A)	49
Feb. 3-43	Mercer(A)	68
Feb. 5-45	Erskine(A)	47
Feb. 6-38	Woford(A)	77
Feb. 12-42	Georgia(H)	44
Feb. 13-41	Florida Southern(A)	47
Feb. 20-47	Georgia Teachers(A)	65
Feb. 21-55	Florida Southern(H)	48
Feb. 24-41	Stetson(H)	38
Feb. 28-49	Erskine(H)	48

1948-49 - Won 12, Lost 12 (.500)

Dec. 7-53	Mississippi College(H)	21
Dec. 10-46	Florida Southern(H)	38
Dec. 11-53	Florida Southern(H)	44
Dec. 15-68	Troy State(H)	65
Dec. 26-50	Lambuth(A)	57
Dec. 29-52	Lynch(A)	56
Dec. 30-47	Southwestern (Memphis)(A)	54
Jan. 5-49	Stetson(H)	40
Jan. 14-40	Stetson(A)	36
Jan. 15-56	Tampa(A)	58
Jan. 18-56	Mercer(H)	65
Jan. 21-63	Troy State(H)	45
Jan. 27-52	Birmingham University(A)	64
Jan. 28-59	Mercer(A)	62
Feb. 2-60	Tampa(H)	58
Feb. 4-46	Mississippi College(A)	57
Feb. 5-49	Mississippi(A)	46
Feb. 12-47	Ogelthorpe University(H)	46
Feb. 18-35	Sewanee(H)	43
Feb. 19-47	Sewanee(H)	39
Feb. 23-44	Birmingham Southern(H)	50
Feb. 28-52	Mercer(H)	46
Mar. 1-47	Tampa(N)	56
Mar. 2-49	Lambuth(N)	65

*Dixie Conference Tournament at Jackson, Mississippi

1949-50 - Won 14, Lost 10 (.583)

Dec. 5-43	Mississippi College(H)	24
Dec. 6-51	Mississippi College(H)	45
Dec. 10-61	Troy State(H)	37
Dec. 15-72	Charleston(H)	27
Dec. 19-50	Central(Mo.)(A)	62
Dec. 20-52	Drury(A)	59
Dec. 21-52	SW Missouri State(A)	59
Jan. 12-60	Tampa(A)	80
Jan. 13-65	Florida Southern(A)	71
Jan. 14-48	Florida Southern(A)	59
Jan. 17-63	Mercer(H)	45
Jan. 20-59	Howard(A)	53
Jan. 21-45	Birmingham Southern(A)	55
Jan. 26-62	Mississippi(H)	45
Jan. 28-61	Stetson(H)	70
Feb. 1-61	Mercer(A)	69
Feb. 4-50	Howard(H)	39
Feb. 10-57	David Lipscomb(H)	53
Feb. 11-58	Tampa(H)	56
Feb. 15-79	Troy State(H)	71
Feb. 17-80	Sewanee(A)	59
Feb. 18-85	Sewanee(A)	65
Feb. 27-56	Florida Southern(N)	68
Feb. 28-74	Miss. College(N)	63

*Dixie Conference Tournament at Tampa, Florida

1950-51 - Won 18, Lost 9 (.667)

Dec. 9-74	Charleston(A)	54
Dec. 11-55	Mercer(A)	52
Dec. 14-76	Conn. State Teach(H)	(OT) 68
Dec. 15-60	Howard(H)	44
Dec. 16-50	Florida Southern(A)	55
Dec. 19-61	Miami(A)	80
Jan. 5-73	David Lipscomb(A)	88
Jan. 9-63	Ole Miss(H)	58
Jan. 12-66	Stetson(H)	67
Jan. 13-44	Florida Southern(H)	41
Jan. 17-80	Tampa(H)	69
Jan. 19-58	Howard(A)	51
Jan. 25-66	Tampa(A)	76
Jan. 27-53	Stetson(A)	71
Feb. 1-60	Rollins(A)	57
Feb. 9-65	Loyola of N.O.(H)	75
Feb. 14-75	Ole Miss(A)	79
Feb. 15-77	Mississippi College(H)	54
Feb. 17-69	Mercer(A)	64
Feb. 20-62	Rollins(H)	45
Feb. 26-64	Howard(N)	54

Feb. 27-65	Mercer(A)	69
Mar. 2-65	Stetson(N)	58
Mar. 3-69	Georgia Teachers(N)	67
Mar. 13-85	South Dakota State(N)	70
Mar. 14-61	Pepperdine(N)	59
Mar. 15-60	Missine(N)	91
*Dixie Conference Tournament at Macon, Georgia		
†District 25 NAIB Tournament at Jacksonville, Florida		
#National NAIB Tournament at Kansas City, Missouri		

1951-52 - Won 5, Lost 20 (.200)

Nov. 26-46	Paris Island(A)	78
Dec. 8-56	Culver-Stockton(H)	59
Dec. 10-47	Mississippi State(A)	75
Dec. 11-43	Southern Mississippi(A)	84
Dec. 14-70	Southern Mississippi(H)	78
Dec. 19-54	Spring Hill(A)	64
Dec. 21-48	Sewanee(N)	59
Dec. 27-50	Georgia(N)	79
Dec. 28-56	Clemson(N)	62
Dec. 29-51	Florida(N)	61
Jan. 5-52	Loyola of N.O.(A)	74
Jan. 11-56	Miami(A)	93
Jan. 15-72	Tampa(A)	76
Jan. 16-51	Florida Southern(A)	66
Jan. 19-75	Georgia Teachers(H)	93
Jan. 23-72	Florida Southern(H)	53
Jan. 26-62	Paris Island(H)	64
Feb. 1-74	Rollins(H)	71
Feb. 7-48	Stetson(A)	58
Feb. 8-55	Rollins(A)	69
Feb. 11-63	Miami(H)	76
Feb. 15-63	Tampa(H)	76
Feb. 23-64	Stetson(H)	66
Feb. 28-73	Miami(N)	70
Feb. 29-57	Tampa(N)	78

*Gator Bowl Tournament at Jacksonville, Florida

#District 25 NAIB Tournament at DeLand, Florida

1952-53 - Won 11, Lost 11 (.500)

Dec. 5-62	Mercer(A)	78
Dec. 6-68	Georgia Teachers(A)	63
Dec. 12-90	Rollins(H)	63
Dec. 13-77	Mercer(H)	(OT) 76
Dec. 15-59	Central(Mo.)(H)	62
Dec. 17-58	Sewanee(A)	69
Dec. 20-82	Mississippi State(H)	52
Jan. 6-66	Loyola of N.O.(H)	42
Jan. 9-56	Miami(A)	93
Jan. 12-72	Tampa(A)	66
Jan. 13-51	Florida Southern(A)	54
Jan. 31-79	Rollins(A)	62
Feb. 2-73	Memphis State(A)	87
Feb. 4-77	Arkansas State(A)	81
Feb. 10-76	Stetson(H)	66
Feb. 13-71	Florida Southern(A)	89
Feb. 14-83	Tampa(H)	85
Feb. 21-77	Loyola of N.O.(A)	74
Feb. 23-81	Miami(H)	75
Feb. 25-76	Stetson(A)	66
Mar. 4-87	Mercer(N)	77
Mar. 5-81	Stetson(A)	94

1953-54 - Won 13, Lost 7 (.650)

Dec. 4-75	Mississippi State(A)	87
Dec. 8-72	Mercer(H)	70
Dec. 11-66	Georgia Teachers(H)	58
Dec. 16-72	Jacksonville State(H)	61
Dec. 18-74	Stetson(H)	71
Dec. 19-80	Spring Hill(H)	69
Jan. 6-74	Tampa(H)	58
Jan. 7-76	Loyola of N.O.(H)	80
Jan. 9-61	Miami(A)	78
Jan. 11-82	Rollins(A)	72
Jan. 12-73	Tampa(A)	63
Jan. 13-98	Florida Southern(A)	80
Jan. 16-60	Stetson(A)	82
Jan. 19-85	Rollins(H)	66
Jan. 21-99	Florida Southern(H)	71
Jan. 30-63	Mercer(A)	70
Feb. 5-76	Miami(H)	69
Feb. 13-72	Loyola of N.O.(A)	88
Feb. 17-89	Georgia Teachers(A)	85
Feb. 20-78	Arkansas State(H)	68

1954-55 - Won 22, Lost 4 (.846)

Dec. 4-103	Jacksonville State(H)	76
Dec. 6-76	Georgia Teachers(H)	67
Dec. 14-90	Tampa(H)	62
Dec. 18-94	Stetson(H)	79
Dec. 20-71	Miami(H)	66
Dec. 27-79	Florida(N)	82
Dec. 28-97	Georgia(N)	97
Jan. 3-75	Duke(A)	97
Jan. 7-73	Florida Southern(A)	69
Jan. 8-96	Tampa(A)	61
Jan. 15-90	Georgia(H)	81
Jan. 18-81	Spring Hill(A)	72
Jan. 19-91	Mississippi State(A)	76
Jan. 29-84	Stetson(A)	73
Jan. 31-86	Rollins(H)	74
Feb. 7-84	Florida Southern(H)	63
Feb. 14-88	Georgia(A)	79
Feb. 16-110	Rollins(A)	82
Feb. 19-95	Loyola of N.O.(A)	101
Feb. 21-102	Mississippi State(H)	86
Feb. 22-87	Loyola of N.O.(H)	84
Feb. 26-89	Miami(A)	80
Feb. 28-86	Stetson(H)	77
Mar. 1-91	Georgia Teachers(H)	83
Mar. 7-93	Montana State(N)	84
Mar. 9-88	Beloite(N)	110

*Gator Bowl Tournament at Jacksonville, Florida

†District 25 Tournament at Tallahassee, Florida

#National NAIA Tournament at Kansas City, Missouri

1955-56 - Won 16, Lost 9 (.640)

Dec. 1-63	North Carolina State(A)	68
Dec. 3-54	East Tennessee State(A)	80
Dec. 5-101	Rollins(H)	67
Dec. 10-91	Stetson(H)	78
Dec. 13-89	Tampa(A)	67
Dec. 16-104	Morningside(H)	83
Dec. 19-76	Clemson(N)	94
Dec. 20-86	Boston University(N)	52
Dec. 21-71	Mississippi State(N)	79
Dec. 28-69	West Virginia(N)	78
Dec. 29-59	Santa Clara(N)	61
Dec. 30-85	New York University(N)	83
Jan. 7-78	Miami(H)	76
Jan. 9-71	Rollins(A)	70
Jan. 13-79	Georgia(A)	76
Jan. 14-81	Georgia Teachers(A)	90
Jan. 16-85	Loyola of New Orleans(H)	75
Feb. 6-90	Troy State(H)	65
Feb. 7-89	Tampa(H)	73
Feb. 13-92	Florida Southern(H)	74
Feb. 18-85	Florida Southern(A)	81
Feb. 20-89	Stetson(A)	83
Feb. 25-85	Miami(A)	91
Mar. 3-72	Loyola of N.O.(A)	75
Mar. 5-80	Georgia(H)	75

*Carousel Tournament at Charlotte, North Carolina

†Orange Bowl Tournament at Miami, Florida

1956-57 - Won 9, Lost 17 (.346)

Dec. 1-85	Duquesne(A)	70
Dec. 3-64	Steubenville(A)	79
Dec. 4-54	West Virginia(A)	88
Dec. 8-66	Bradley(A)	90
Dec. 10-65	Florida(A)	67
Dec. 13-74	Texas A&M(H)	83
Dec. 15-59	East Tennessee State(H)	65
Jan. 1-68	Georgia(H)	72
Jan. 2-75	Morehead State(N)	97
Jan. 3-108	Furman(N)	96
Jan. 10-59	North Carolina State(A)	84
Jan. 12-77	Miami(H)	85
Jan. 14-70	Stetson(A)	87
Jan. 19-104	Stetson(H)	96
Jan. 21-86	Georgia(A)	67
Feb. 2-62	Tampa(A)	63
Feb. 4-97	Rollins(A)	94
Feb. 5-63	Florida Southern(A)	78
Feb. 11-67	Florida Southern(H)	73
Feb. 16-96	Rollins(H)	79
Feb. 18-81	Southern Mississippi(H)	72
Feb. 20-79	Loyola of N.O.(H)	77
Feb. 23-82	Miami(A)	98
Feb. 25-88	Tampa(H)	57
Mar. 1-74	Centenary(A)	92
Mar. 2-56	Loyola of New Orleans(A)	82

*Senior Bowl Tournament at Mobile, Alabama

1957-58 - Won 9, Lost 16 (.360)

Dec. 2-74	Tennessee Tech(H)	71
Dec. 7-84	Murray State(H)	80
Dec. 9-57	Tennessee(A)	74
Dec. 11-70	Florida(A)	71
Dec. 14-89	Furman(A)	95
Dec. 17-56	Loyola of N.O.(H)	82
Dec. 18-65	Louisiana State(A)	67
Jan. 1-57	The Citadel(N)	59
Jan. 2-92	Georgia(N)	80
Jan. 5-67	Loyola of N.O.(H)	79
Jan. 9-72	Tampa(H)	53
Jan. 13-56	Memphis State(A)	59
Jan. 16-77	Stetson(H)	60
Jan. 18-71	Miami(H)	70
Jan. 30-51	West Virginia(A)	103
Feb. 1-63	Marshall(A)	107
Feb. 3-66	Ohio University(A)	66
Feb. 4-60	Xavier of Ohio(A)	76
Feb. 7-62	Army(H)	71
Feb. 12-57	Oklahoma City(H)	52
Feb. 13-80	Rollins(H)	61
Feb. 18-51	Memphis State(H)	68
Feb. 22-66	Miami(A)	86
Feb. 24-56	Tampa(A)	79
Mar. 3-85	Georgia(H)	77

*Senior Bowl Tournament at Mobile, Alabama

1958-59 - Won 8, Lost 15 (.347)

Dec. 1-68	Kentucky(A)	91
Dec. 6-73	Furman(H)	72
Dec. 9-100	Spring Hill(H)	70
Dec. 11-64	Wake Forest(A)	73
Dec. 13-82	Florida(H)	60
Dec. 17-74	Auburn(A)	95
Dec. 19-79	Miami(N)	85
Dec. 20-72	Georgia(N)	83
Dec. 27-82	Louisiana State(H)	67
Dec. 29-62	Auburn(H)	69
Jan. 6-65	Southern Mississippi(H)	62
Jan. 13-72	Memphis State(H)	75
Jan. 17-93	Miami(H)	69
Jan. 19-91	Georgia(A)	94
Jan. 31-75	Oklahoma City(A)	103
Feb. 2-63	Centenary(A)	87
Feb. 7-61	Loyola of N.O.(H)	60
Feb. 9-71	Murray State(A)	96
Feb. 10-69	Memphis State(A)	93
Feb. 16-84	Oklahoma City(H)	98
Feb. 21-91	Stetson(A)	98
Feb. 23-94	Rollins(A)	83
Feb. 26-85	Miami(A)	92

*The Citadel Invitational at Charleston, South Carolina

1959-60 - Won 10, Lost 15 (.400)

Dec. 1-78	Louisiana State(A)	89
Dec. 2-64	Loyola of N.O.(A)	71
Dec. 5-71	Florida(A)	81
Dec. 12-58	Auburn(A)	62
Dec. 14-86	Alabama(A)	74
Dec. 18-64	Clemson(A)	68
Dec. 26-63	Auburn(H)	69
Dec. 29-56	Jacksonville(N)	69
Dec. 30-86	Georgia(N)	66
Jan. 4-93	South Carolina(H)	75
Jan. 5-74	The Citadel(H)	76
Jan. 7-81	Centenary(H)	87
Jan. 9-78	Southern Mississippi(A)	71
Jan. 11-71	Memphis State(A)	86
Jan. 14-72	Tampa(H)	67
Jan. 16-91	Miami(H)	93
Jan. 20-78	Morehead State(H)	75
Feb. 1-68	Tampa(A)	83
Feb. 9-67	Memphis State(H)	83
Feb. 11-101	Rollins(H)	58
Feb. 13-105	Furman(A)	98
Feb. 15-60	The Citadel(A)	100
Feb. 22-68	Loyola of N.O.(H)	50
Feb. 27-89	Miami(A)	107
Feb. 29-95	Georgia(H)	82

*Gator Bowl Tournament at Jacksonville, Florida

1960-61 - Won 14, Lost 10 (.583)

Dec. 1-88	Tampa(H)	60
Dec. 3-63	Kentucky(A)	58
Dec. 5-55	Vanderbilt	

ALL-TIME FSU SCORES

Jan. 28 ... 78 ... Rollins(A)	70
Jan. 31 ... 68 ... Alabama(H)	57
Feb. 6 ... 83 ... The Citadel(H)	77
Feb. 9 ... 86 ... Valdosta State(H)	66
Feb. 16 ... 77 ... Georgia(A)	68
Feb. 18 ... 66 ... The Citadel(A)	79
Feb. 20 ... 99 ... Furman(H)	57
Feb. 22 ... 74 ... Florida(A)	75
Feb. 24 ... 116 ... Tampa(A)	95
Feb. 25 ... 73 ... Miami(A)	75
Feb. 28 ... 72 ... Loyola of N.O.(A)	68

*Gator Bowl Tournament at Jacksonville, Florida, tat Columbus, Georgia

1961-62 - Won 15, Lost 8 (.651)

Dec. 2 ... 57 ... Ohio State(A)	72
Dec. 4 ... 63 ... Wisconsin(A)	64
Dec. 6 ... 76 ... Rice(H)	66
Dec. 7 ... 85 ... Florida(A)	71
Dec. 9 ... 56 ... Auburn(A)	52
Dec. 14 ... 77 ... Clemson(H)	82
Dec. 16 ... 69 ... Tennessee(A)	62
Dec. 30 ... 57 ... Auburn(H)	62
Jan. 4 ... 99 ... Oklahoma City(H)	74
Jan. 6 ... 64 ... Furman(A)	67
Jan. 8 ... 69 ... Clemson(A)	75
Jan. 11 ... 110 ... Rollins(H)	53
Jan. 13 ... 65 ... Miami(H)	60
Jan. 31 ... 57 ... Alabama(A)	72
Feb. 3 ... 81 ... Oklahoma City(A)	79
Feb. 5 ... 76 ... Houston(A)	84
Feb. 8 ... 73 ... Valdosta State(H)	42
Feb. 12 ... 91 ... Tampa(H)	71
Feb. 15 ... 71 ... Georgia(A)	62
Feb. 21 ... 79 ... Florida(H)	56
Feb. 24 ... 83 ... Miami(A)	80
Feb. 26 ... 123 ... Tampa(A)	92
Mar. 2 ... 101 ... Georgia(H)	69

1962-63 - Won 15, Lost 10 (.600)

Dec. 1 ... 92 ... Tampa(H)	60
Dec. 3 ... 65 ... Valdosta State(H)	42
Dec. 6 ... 59 ... Florida(H)	80
Dec. 8 ... 47 ... Auburn(A)	65
Dec. 10 ... 72 ... Alabama(H)	53
Dec. 12 ... 54 ... Kentucky(A)	83
Dec. 21 ... 70 ... Auburn(H)	77
Dec. 22 ... 56 ... Richmond(H)	62
Dec. 27 ... 77 ... Georgia(N)	69
Dec. 28 ... 49 ... Alabama(N)	48
Dec. 29 ... 79 ... Georgia Southern(N)	60
Jan. 2 ... 65 ... Tennessee(A)	66
Jan. 3 ... 72 ... Chattanooga(A)	55
Jan. 12 ... 77 ... Miami(H)	74
Jan. 14 ... 88 ... Georgia(H)	54
Jan. 17 ... 76 ... Georgia(A)	67
Jan. 19 ... 55 ... Georgia Tech(A)	70
Jan. 23 ... 86 ... Florida(A)	94
Jan. 26 ... 76 ... Houston(H)	69
Jan. 28 ... 63 ... Alabama(A)	61
Feb. 5 ... 61 ... Valdosta State(A)	56
Feb. 9 ... 73 ... Stetson(H)	57
Feb. 11 ... 82 ... Centenary(H)	68
Feb. 23 ... 70 ... Miami(A)	99
Feb. 25 ... 80 ... Tampa(A)	58

*Savannah Invitational Tournament at Savannah, Georgia

1963-64 - Won 14, Lost 14 (.500)

Dec. 3 ... 55 ... Florida(A)	78
Dec. 7 ... 69 ... Auburn(H)	67
Dec. 9 ... 53 ... Alabama(A)	62
Dec. 11 ... 81 ... Rice(A)	102
Dec. 12 ... 60 ... Texas Christian(A)	66
Dec. 21 ... 107 ... Tampa(H)	61
Dec. 23 ... 91 ... Tulsa(H)	76
Dec. 26 ... 63 ... Air Force(N)	76
Dec. 27 ... 85 ... Manhattan(N)	81
Jan. 2 ... 65 ... Richmond(A)	69
Jan. 4 ... 72 ... Virginia Military(A)	83
Jan. 11 ... 80 ... Miami(H)	78
Jan. 16 ... 91 ... Memphis State(H)	90
Jan. 18 ... 64 ... Georgia(H)	63
Jan. 23 ... 50 ... Florida(A)	52
Jan. 28 ... 59 ... Auburn(A)	63
Jan. 29 ... 95 ... Alabama(H)	77
Feb. 6 ... 57 ... Furman(H)	48
Feb. 8 ... 72 ... Centenary(A)	79
Feb. 10 ... 72 ... Florida Presbyterian(A)	84
Feb. 15 ... 73 ... Georgia Tech(A)	77
Feb. 22 ... 101 ... Jacksonville(H)	77
Feb. 27 ... 80 ... Stetson(A)	60
Feb. 29 ... 80 ... Miami(A)	82
Mar. 3 ... 70 ... Georgia(A)	85

*Gator Bowl Tournament at Jacksonville, Florida

1964-65 - Won 16, Lost 10 (.615)

Dec. 1 ... 61 ... Valdosta State(H)	57
Dec. 3 ... 76 ... Virginia Military(H)	72
Dec. 5 ... 68 ... Auburn(A)	92
Dec. 7 ... 73 ... Alabama(A)	76
Dec. 9 ... 51 ... Florida(H)	50
Dec. 18 ... 56 ... Oklahoma State(N)	60
Dec. 19 ... 82 ... Baylor(N)	64
Dec. 22 ... 43 ... Tennessee(N)	65
Dec. 26 ... 74 ... Tulsa(A)	72
Dec. 28 ... 44 ... DuPaul(N)	52
Dec. 29 ... 77 ... Creighton(N)	85
Dec. 30 ... 81 ... Rice(N)	56
Jan. 7 ... 64 ... Georgia(A)	(OT) 55
Jan. 9 ... 67 ... Miami(H)	66
Jan. 16 ... 74 ... Memphis State(H)	61
Jan. 20 ... 72 ... Georgia Tech(H)	65
Jan. 30 ... 68 ... Alabama(H)	75
Feb. 4 ... 62 ... Duquesne(N)	58
Feb. 6 ... 81 ... Memphis State(A)	70
Feb. 10 ... 97 ... Jacksonville(H)	74
Feb. 15 ... 76 ... Georgia Tech(A)	77
Feb. 20 ... 71 ... Tampa(A)	64
Feb. 23 ... 65 ... Florida(A)	77
Mar. 1 ... 75 ... Miami(A)	82
Mar. 6 ... 85 ... Georgia(H)	83

*Vanderbilt Invitational, Nashville, Tenn.

*All-College Tournament, Oklahoma City, OK

1965-1966 - Won 15, Lost 11 (.577)

Dec. 1 ... 73 ... Lamar Tech(H)	68
Dec. 2 ... 69 ... Valdosta(H)	68
Dec. 6 ... 121 ... Tampa(H)	57
Dec. 8 ... 62 ... Florida(A)	75
Dec. 16 ... 80 ... North Carolina(A)	115
Dec. 18 ... 62 ... U Cal-Santa Barbara(H)	64
Dec. 20 ... 85 ... VMI(N)	64
Dec. 21 ... 58 ... Auburn(N)	59
Dec. 27 ... 64 ... Auburn(N)	80
Jan. 3 ... 57 ... Georgia(A)	63
Jan. 7 ... 78 ... Miami(H)	62
Jan. 10 ... 73 ... Loyola of N.O.(H)	53
Jan. 15 ... 67 ... Memphis State(H)	63
Jan. 18 ... 65 ... Florida(H)	74
Jan. 24 ... 86 ... Jacksonville(A)	74
Jan. 28 ... 96 ... Panama National(H)	73
Jan. 31 ... 71 ... Georgia Tech(H)	66
Feb. 5 ... 66 ... Memphis State(A)	81
Feb. 7 ... 62 ... Loyola of N.O.(A)	63
Feb. 10 ... 78 ... Jacksonville(H)	49
Feb. 14 ... 88 ... Georgia Tech(A)	95
Feb. 18 ... 77 ... Samford(H)	66
Feb. 24 ... 99 ... Florida Southern(H)	54
Feb. 26 ... 99 ... Tampa(A)	70
Feb. 28 ... 90 ... Miami(A)	112
Mar. 5 ... 87 ... Georgia(H)	69

1966-67 - Won 11, Lost 15 (.423)

Dec. 1 ... 62 ... Valdosta State(H)	58
Dec. 5 ... 76 ... Rice(H)	72
Dec. 7 ... 30 ... Florida(A)	50
Dec. 9 ... 48 ... Kansas(A)	62
Dec. 10 ... 58 ... Kansas State(A)	81
Dec. 16 ... 76 ... Richmond(A)	80
Dec. 17 ... 59 ... Eastern Kentucky(A)	81
Dec. 19 ... 83 ... The Citadel(A)	67
Dec. 20 ... 55 ... North Carolina(A)	81
Dec. 27 ... 59 ... Auburn(A)	67
Dec. 28 ... 79 ... Alabama(A)	80
Jan. 7 ... 61 ... Miami(H)	60
Jan. 14 ... 85 ... Tulane(A)	87
Jan. 16 ... 42 ... Memphis State(A)	46
Jan. 23 ... 81 ... Jacksonville(H)	70
Jan. 25 ... 71 ... Marshall(H)	77
Jan. 28 ... 68 ... Georgia Tech(H)	75
Jan. 30 ... 109 ... Tampa(H)	72
Feb. 4 ... 55 ... Memphis State(H)	51
Feb. 8 ... 68 ... Jacksonville(A)	67
Feb. 11 ... 100 ... Tulane(H)	90
Feb. 18 ... 84 ... Florida Southern(A)	76
Feb. 22 ... 75 ... Florida(H)	90
Feb. 25 ... 84 ... Georgia Tech(A)	102
Feb. 27 ... 87 ... Tampa(A)	84
Mar. 1 ... 90 ... Miami(A)	110

1967-68 - Won 19, Lost 8 (.704)

Dec. 2 ... 90 ... Florida Presbyterian(A)	66
Dec. 4 ... 69 ... Ohio State(A)	76
Dec. 7 ... 87 ... Florida(H)	95
Dec. 9 ... 104 ... Samford(H)	69
Dec. 16 ... 58 ... Marquette(N)	78
Dec. 16 ... 130 ... Louisiana State(N)	100
Dec. 20 ... 114 ... Richmond(H)	91
Dec. 22 ... 87 ... Rutgers(H)	77
Dec. 29 ... 94 ... George Washington(N)	69

Dec. 30 ... 67 ... Evansville(A)	76
Jan. 2 ... 98 ... The Citadel(A)	75
Jan. 6 ... 111 ... Stetson(H)	81
Jan. 12 ... 122 ... Miami(H)	93
Jan. 16 ... 92 ... Jacksonville(H)	79
Jan. 20 ... 73 ... Georgia Tech(A)	57
Jan. 26 ... 109 ... Hofstra(H)	71
Jan. 30 ... 81 ... Valdosta State(H)	67
Feb. 1 ... 80 ... North Carolina(A)	81
Feb. 3 ... 110 ... East Carolina(H)	100
Feb. 7 ... 93 ... The Citadel(H)	50
Feb. 10 ... 104 ... Florida Southern(H)	82
Feb. 16 ... 106 ... Jacksonville(A)	65
Feb. 21 ... 64 ... Florida(A)	89
Feb. 24 ... 72 ... Georgia Tech(H)	67
Feb. 29 ... 72 ... Stetson(A)	63
Mar. 1 ... 84 ... Miami(A)	96

Mar. 9 ... 89 ... East Tennessee State(N)

*Milwaukee Classic at Milwaukee, Wisconsin

#Evansville Tournament at Evansville, Indiana

†NCAA Midwest Regional at Kent, Ohio

1968-69 - Won 18, Lost 8 (.692)

Dec. 2 ... 120 ... Valdosta State(H)	75
Dec. 6 ... 111 ... Miami(N)	84
Dec. 7 ... 93 ... Jacksonville(N)	88
Dec. 14 ... 74 ... Virginia Tech(A)	77
Dec. 16 ... 78 ... Louisville(A)	79
Dec. 21 ... 70 ... Southern California(H)	68
Dec. 27 ... 86 ... Ohio State(H)	93
Dec. 30 ... 104 ... New Hampshire(H)	52
Jan. 4 ... 68 ... Jacksonville(A)	76
Jan. 8 ... 97 ... Tulane(A)	94
Jan. 10 ... 86 ... Miami(H)	81
Jan. 13 ... 67 ... Kent State(H)	76
Jan. 15 ... 99 ... Tulane(H)	90
Jan. 20 ... 80 ... Rice(A)	83
Jan. 23 ... 92 ... Hawaii(H)	60
Jan. 28 ... 87 ... South Carolina(H)	76
Feb. 1 ... 93 ... Jacksonville(H)	89
Feb. 3 ... 84 ... Valdosta State(A)	81
Feb. 7 ... 70 ... Clemson(A)	67
Feb. 8 ... 82 ... North Carolina(A)	100
Feb. 15 ... 79 ... Dayton(H)	67
Feb. 18 ... 76 ... Georgia Tech(H)	84
Feb. 22 ... 96 ... Georgia Tech(A)	80
Feb. 27 ... 84 ... Florida Southern(A)	79
Feb. 28 ... 89 ... Miami(A)	86

*Florida Sunshine Classic at Jacksonville, Florida

1969-70 - Won 23, Lost 3 (.885)

Dec. 2 ... 69 ... Oregon State(H)	68
Dec. 4 ... 100 ... Oregon(H)	84
Dec. 8 ... 107 ... Rollins(A)	86
Dec. 13 ... 75 ... North Carolina(A)	86
Dec. 20 ... 98 ... Georgetown(H)	65
Dec. 22 ... 79 ... Louisville(H)	69
Dec. 27 ... 82 ... Texas(H)	51
Dec. 29 ... 86 ... Army(N)	51
Dec. 30 ... 88 ... Florida(N)	63
Jan. 2 ... 121 ... Pepperdine(A)	83
Jan. 3 ... 68 ... Southern California(A)	71
Jan. 5 ... 87 ... Arizona(A)	78
Jan. 9 ... 104 ... Miami(H)	63
Jan. 17 ... 82 ... Penn State(N)	77
Jan. 22 ... 122 ... Clemson(H)	80
Jan. 24 ... 69 ... Georgia Tech(A)	63
Jan. 27 ... 89 ... Jacksonville(H)	93
Jan. 31 ... 83 ... Virginia Tech(H)	73
Feb. 5 ... 80 ... Kent State(A)	79
Feb. 7 ... 82 ... Dayton(A)	76
Feb. 10 ... 98 ... Florida Southern(H)	74
Feb. 14 ... 112 ... Tulane(H)	77
Feb. 18 ... 81 ... Jacksonville(A)	85
Feb. 21 ... 97 ... Georgia Tech(H)	80
Feb. 26 ... 94 ... Stetson(A)	64
Feb. 28 ... 112 ... Miami(A)	96

*Gator Bowl Tournament at Jacksonville, Florida

1970-71 - Won 17, Lost 9 (.654)

Dec. 1 ... 80 ... Texas(A)	78
Dec. 3 ... 108 ... Biscayne College(H)	70
Dec. 5 ... 125 ... South Dakota(H)	65
Dec. 7 ... 117 ... Southern Mississippi(N)	84
Dec. 8 ... 108 ... Jacksonville(A)	114
Dec. 12 ... 111 ... Valdosta State(H)	63
Dec. 18 ... 85 ... Southern California(N)	94
Dec. 19 ... 64 ... Miami of Ohio(N)	67
Dec. 23 ... 95 ... Pan American(A)	90
Dec. 31 ... 95 ... Arizona(H)	85
Jan. 2 ... 101 ... Pepperdine(H)	82
Jan. 8 ... 114 ... Miami(H)	106
Jan. 11 ... 96 ... Manhattan(H)	68
Jan. 13 ... 69 ... Tulane(A)	88
Jan. 16 ... 122 ... Samford(H)	79
Jan. 18 ... 78 ... Stetson(H)	71

Jan. 23 ... 67 ... Georgia Tech(H)	85
Jan. 27 ... 65 ... Jacksonville(A)	83
Jan. 30 ... 82 ... California-Irvine(H)	69
Feb. 3 ... 98 ... Wisconsin-Milwaukee(H)	61
Feb. 8 ... 81 ... Georgia Tech(A)	76
Feb. 11 ... 113 ... Georgia Southern(H)	81
Feb. 15 ... 79 ... Jacksonville(H)	90
Feb. 22 ... 81 ... North Carolina(A)	70
Feb. 25 ... 74 ... Florida Southern(A)	66
Feb. 27 ... 94 ... Miami(A)	100

*Sunshine Classic at Jacksonville, Florida

†Sun Bowl at El Paso, Texas

1971-72 - Won 27, Lost 6 (.818)

Dec. 1 ... 112 ... Oglethorpe(H)	69
Dec. 4 ... 96 ... Eastern Kentucky(H)	83
Dec. 6 ... 90 ... Stetson(N)	54
Dec. 7 ... 90 ... Jacksonville(N)	83
Dec. 11 ... 134 ... Valdosta State(H)	65
Dec. 18 ... 10 ... Hawaii(A)	30
Dec. 22 ... 76 ... Hawaii(A)	81
Dec. 27 ... 85 ... Washington(N)	77
Dec. 29 ... 73 ... Oregon State(N)	72
Dec. 30 ... 85 ... Washington State(N)	61
Jan. 3 ... 88 ... Denver(N)	70
Jan. 4 ... 63 ... St. Louis(N)	62
Jan. 8 ... 106 ... East Tennessee St(H)	63
Jan. 15 ... 96 ... Mercer(H)	78
Jan. 15 ... 86 ... Houston(H)	79
Jan. 19 ... 105 ... South Alabama(H)	72
Jan. 22 ... 71 ... Georgia Tech(A)	69
Jan. 26 ... 82 ... Jacksonville(H)	84
Jan. 29 ... 84 ... Florida Southern(H)	63
Jan. 31 ... 109 ... Pan American(H)	83
Feb. 4 ... 85 ... Houston(A)	94
Feb. 7 ... 104 ... South Alabama(A)	81
Feb. 12 ... 94 ... Tulane(H)	84
Feb. 19 ... 108 ... Georgia Tech(H)	50
Feb. 23 ... 70 ... Jacksonville(A)	61
Feb. 26 ... 49 ... Stetson(A)	47
Feb. 28 ... 94 ... Biscayne(A)	66
Mar. 4 ... 64 ... Cincinnati(A)	88
Mar. 11 ... 83 ... Eastern Kentucky+(N)	81
Mar. 16 ... 70 ... Minnesota(S)	56
Mar. 18 ... 73 ... Kentucky(S)	54
Mar. 23 ... 79 ... North Carolina(N)	75
Mar. 26 ... 76 ... UCLA(N)	81

*Sunshine Classic Champion at Jacksonville, Florida

†Forfeit loss

#For West Classic Champion at Portland, Oregon

†Senior Bowl Tournament Champion at Mobile, Alabama

+NCAA First Round at Knoxville, Tennessee

‡NCAA Midwest Regional at Dayton, Ohio

§NCAA Final Four at Los Angeles, California

1972-73 - Won 18, Lost 8 (.692)

Dec. 1 ... 109 ... Georgia Southern(H)	97
Dec. 4 ... 87 ... Eastern Kentucky(N)	70
Dec. 9 ... 97 ... Biscayne College(H)	62
Dec. 15 ... 59 ... Princeton(N)	61
Dec. 16 ... 85 ... Baylor(N)	67
Dec. 22 ... 68 ... Alabama(N)	74
Dec. 23 ... 91 ... Northwestern(N)	73
Dec. 27 ... 70 ... Penn State(N)	60
Dec. 28 ... 77 ... Bingham Young(N)	80
Dec. 30 ... 94 ... Oklahoma City(A)	80
Jan. 6 ... 91 ... Connecticut(H)	55
Jan. 8 ... 101 ... Georgetown(H)	74
Jan. 13 ... 78 ... Cincinnati(H)	74
Jan. 17 ... 84 ... Stetson(H)	87
Jan. 20 ... 66 ... Jacksonville(A)	70
Jan. 25 ... 47 ... Samford(A)	34
Jan. 27 ... 78 ... Southern Illinois(H)	73
Jan. 29 ... 95 ... South Florida(H)	53
Feb. 1 ... 82 ... Virginia Tech(A)	91
Feb. 3 ... 80 ... Seton Hall+(N)	61

ALL-TIME FSU SCORES

(continued from page 241)

1973-74 - Won 18, Lost 8 (.692)

Nov. 30	92	Hofstra(H)	63
Dec. 3	109	Biscayne College(H)	71
Dec. 7	65	Clemson*(N)	58
Dec. 8	60	Pittsburgh*(N)	82
Dec. 10	93	Eastern Kentucky(A)	60
Dec. 15	78	Louisville(A)	90
Dec. 18	88	Memphis State(H)	80
Dec. 21	107	Western Kentucky*(N)	87
Dec. 22	66	Wake Forest*(N)	48
Dec. 27	92	Indiana State*(N)	93
Dec. 28	84	Wisconsin-Milwaukee*(N)	82
Jan. 4	99	Texas A&M*(N)	79
Jan. 5	74	Houston*(A)	79
Jan. 10	85	Virginia Tech(H)	80
Jan. 14	92	Georgia Southern*(N)	89
Jan. 19	94	South Florida(A)	(OT) 95
Jan. 21	73	Southern Illinois(A)	77
Jan. 24	78	Jacksonville(H)	74
Feb. 1	90	New Mexico(H)	71
Feb. 6	91	Canisius(H)	74
Feb. 9	118	South Florida(H)	84
Feb. 13	89	Jacksonville(A)	113
Feb. 16	85	North Carolina*(N)	104
Feb. 23	105	South Alabama(H)	63
Feb. 26	86	Fairleigh Dickinson(H)	58
Mar. 4	96	South Alabama(A)	91

*Steel Bowl Tournament at Pittsburgh, Pennsylvania

#Big Sun Classic at St. Petersburg, Florida
@Mercer Invitational at Macon, Georgia
%Bluebonnet Classic at Houston, Texas
\$at Savannah, Georgia
+at Greensboro, North Carolina

1974-75 - Won 18, Lost 8 (.692)

Nov. 30	81	Valdosta State(H)	74
Dec. 3	72	Illinois State(H)	70
Dec. 7	90	Marshall(H)	63
Dec. 9	69	Memphis State(A)	70
Dec. 14	75	Louisville(H)	84
Dec. 18	96	Cal State-Bakersfield(H)	66
Dec. 21	67	Ohio University(H)	60
Dec. 26	69	Purdue*(N)	76
Dec. 27	61	Louisville*(A)	69
Jan. 4	107	Eastern Kentucky(H)	79
Jan. 7	104	Wisconsin-Milwaukee(H)	82
Jan. 11	88	Biscayne College(H)	59
Jan. 15	71	South Florida(A)	77
Jan. 18	107	Hofstra(H)	71
Jan. 20	95	Biscayne College(A)	85
Jan. 25	75	Canisius(A)	81
Jan. 27	78	New Mexico(A)	(OT) 84
Feb. 1	111	Chattanooga(H)	70
Feb. 6	63	Jacksonville(H)	55
Feb. 9	101	Georgia Southern*(N)	71
Feb. 13	91	Georgia State(H)	72
Feb. 19	71	Jacksonville(A)	76
Feb. 22	104	Georgia Southern(H)	71
Feb. 24	91	Mercer(H)	68
Feb. 28	77	South Florida(H)	64
Mar. 5	94	Stetson(A)	63

*Holiday Classic at Louisville, Kentucky
+at Savannah, Georgia

1975-76 - Won 21, Lost 6 (.778)

Dec. 2	90	Rollins(H)	47
Dec. 6	65	Eastern Kentucky(A)	59
Dec. 8	59	Indiana(A)	63
Dec. 11	81	Stetson(H)	71
Dec. 13	109	Palm Beach Atlantic(H)	52
Dec. 19	78	South Florida*(N)	51
Dec. 20	72	Alabama(A)	76
Dec. 26	54	Washington*(N)	69
Dec. 27	75	Oregon State*(N)	78
Dec. 28	64	Colorado State*(N)	80
Jan. 8	88	Western Kentucky(H)	80
Jan. 10	77	Jacksonville(A)	57
Jan. 14	107	Baptist College(H)	54
Jan. 17	100	Memphis State(H)	79
Jan. 20	76	South Florida(A)	72
Jan. 24	110	SW Louisiana(H)	70
Jan. 31	66	Georgia State(A)	68
Feb. 2	80	Illinois State(A)	(OT) 82
Feb. 7	88	South Florida(H)	82
Feb. 12	109	Illinois State(H)	81
Feb. 14	85	Madison(A)	65
Feb. 18	74	Jacksonville(H)	65
Feb. 21	92	Georgia State(H)	70
Feb. 24	106	Valdosta State(H)	61
Feb. 28	90	Mercer(H)	76
Mar. 4	68	SW Louisiana(A)	65
Mar. 6	81	Dayton(A)	95

*Big Sun Classic, St. Petersburg, Fla.
**Far West Classic, Portland, Ore.

1976-77 - Won 16, Lost 11 (.593)

Nov. 26	70	Toledo*(N)	66
Nov. 27	92	Clemson*(N)	108
Nov. 30	109	Missouri Western(H)	90
Dec. 4	97	Austin Peay(H)	86
Dec. 5	63	Missouri*(A)	66
Dec. 17	94	Santa Clara*(N)	80
Dec. 18	87	San Francisco*(N)	93
Dec. 29	71	Army*(N)	72
Dec. 30	76	Vermont*(N)	67
Jan. 3	75	Louisville(A)	78
Jan. 5	93	Western Kentucky(A)	73
Jan. 8	83	Troy State(H)	69
Jan. 12	69	Madison(A)	66
Jan. 15	75	Memphis State(A)	81
Jan. 20	97	South Florida(A)	74
Jan. 22	115	South Alabama(H)	86
Jan. 26	70	Jacksonville(A)	77
Jan. 29	65	UNC-Charlotte(H)	76
Jan. 31	66	Mercer(A)	(OT) 65
Feb. 5	139	Baptist College(H)	72
Feb. 7	57	Kentucky(A)	97
Feb. 12	87	Stetson(A)	(OT) 80
Feb. 18	76	Dayton*(N)	71
Feb. 23	64	Jacksonville(H)	70
Feb. 26	103	South Florida(H)	82
Mar. 1	91	Oral Roberts(H)	77
Mar. 3	67	Georgia Tech*(N)	72

*PTAY Tournament at Clemson, South Carolina
#Cable Car Classic at San Francisco, California
%Vermont Classic at Burlington, Vermont
\$at St. Petersburg, Florida
^Metro Tournament at Memphis, Tennessee

1977-78 - Won 23, Lost 6 (.793)

Nov. 28	83	Rollins(H)	59
Dec. 1	110	Troy State(H)	82
Dec. 5	90	St. Leo(H)	47
Dec. 9	76	South Florida*(N)	69
Dec. 10	94	Seton Hall*(N)	73
Dec. 16	100	Texas A&M*(N)	63
Dec. 17	82	Navy*(N)	55
Dec. 21	97	Missouri(H)	64
Dec. 27	75	Cincinnati(A)	77
Dec. 30	71	Tulane*(N)	58
Dec. 31	74	Minnesota*(N)	88
Jan. 7	87	Tulane(A)	85
Jan. 11	85	Fairleigh Dickinson(H)	43
Jan. 14	103	Tulane(H)	66
Jan. 17	76	Cincinnati(H)	68
Jan. 22	70	Louisville(A)	65
Jan. 26	88	St. Louis(H)	58
Feb. 2	56	South Alabama(H)	75
Feb. 4	72	St. Louis(A)	69
Feb. 6	95	Memphis State(A)	89
Feb. 11	69	Memphis State(H)	82
Feb. 13	79	UNC-Charlotte(A)	88
Feb. 17	81	Louisville(H)	70
Feb. 21	78	Georgia Tech(H)	70
Feb. 25	85	Georgia Tech(A)	82
Feb. 27	80	Oral Roberts(A)	76
Mar. 2	71	Georgia Tech*(N)	69
Mar. 4	93	Louisville*(N)	94
Mar. 11	76	Kentucky*(N)	85

*Big Sun Tournament at St. Petersburg, Florida
#Birmingham Classic at Birmingham, Alabama
+Pillsbury Classic at Minneapolis, Minnesota
%Metro Tournament at Cincinnati, Ohio
^NCAA Tournament at Knoxville, Tennessee

1978-79 - Won 19, Lost 10 (.655)

Nov. 27	116	Eckerd(H)	71
Nov. 30	70	Western Kentucky(H)	59
Dec. 4	71	Auburn(A)	70
Dec. 9	68	Florida*(N)	61
Dec. 18	106	Florida Southern(H)	75
Dec. 22	80	Dayton(H)	97
Dec. 23	57	Penn State*(N)	64
Dec. 30	85	Alabama Birmingham(A)	66
Jan. 3	68	Jacksonville(A)	71
Jan. 5	96	Georgia Southern*(N)	83
Jan. 6	76	Old Dominion*(N)	80
Jan. 10	60	Tulane(A)	74
Jan. 12	61	St. Louis(A)	74
Jan. 18	93	Memphis State(A)	86
Jan. 20	65	Louisville(H)	67
Jan. 23	79	Georgia Tech(H)	63
Jan. 25	71	Georgia Washington(A)	78
Jan. 27	80	Cincinnati(A)	77
Jan. 29	89	Tulane(H)	84
Feb. 1	71	Louisville(A)	81
Feb. 3	84	Jacksonville(H)	84
Feb. 6	61	South Alabama(A)	78
Feb. 10	73	Georgia Tech(A)	75
Feb. 12	84	St. Louis(H)	79
Feb. 17	76	Cincinnati(H)	71
Feb. 25	90	Memphis State(H)	87

Mar. 1	101	Tulane*(N)	92
Mar. 2	35	Memphis State*(N)	34
Mar. 3	60	Virginia Tech*(N)	68

*at Jacksonville, Florida
†Dayton Invitational at Dayton, Ohio
#Old Dominion Classic at Norfolk, Virginia
%Metro Tournament at Memphis, Tennessee

1979-80 - Won 22, Lost 9 (.710)

Nov. 30	101	Florida A&M(H)	63
Dec. 2	76	Jacksonville(H)	77
Dec. 6	89	South Florida(A)	71
Dec. 8	87	Florida*(N)	70
Dec. 20	112	Minnesota(H)	91
Dec. 29	67	Western Kentucky(A)	65
Jan. 2	108	Tulane(H)	97
Jan. 4	75	St. Louis(A)	73
Jan. 6	74	South Florida(H)	69
Jan. 10	74	Memphis State(A)	69
Jan. 12	79	Tulane(A)	60
Jan. 14	82	South Carolina-Aiken(H)	69
Jan. 19	64	Marquette(A)	74
Jan. 21	77	Virginia Tech(H)	79
Jan. 27	73	Louisville(A)	79
Feb. 2	54	Cincinnati(A)	52
Feb. 7	55	Memphis State(H)	69
Feb. 7	55	Memphis State(H)	54
Feb. 9	77	Cincinnati(H)	74
Feb. 11	85	Florida Southern(A)	78
Feb. 14	71	St. Louis(H)	69
Feb. 16	64	Jacksonville(A)	55
Feb. 18	86	Cleveland State(H)	88
Feb. 20	89	Alabama-Birmingham(H)	87
Feb. 22	76	Virginia Tech(A)	83
Feb. 24	75	Louisville(H)	84
Feb. 28	85	Tulane*(N)	73
Feb. 29	79	Cincinnati*(N)	69
Mar. 1	72	Louisville*(N)	81
Mar. 7	94	Toledo*(N)	91
Mar. 9	78	Kentucky*(N)	97

*at Jacksonville, Florida
†Metro Tournament at Louisville, Kentucky
#NCAA Tournament at Bowling Green, Kentucky

1980-81 - Won 17, Lost 11 (.607)

Nov. 28	57	Central Florida(H)	49
Dec. 2	66	Minnesota(A)	71
Dec. 6	59	Jacksonville(H)	57
Dec. 13	74	Florida*(N)	(OT) 81
Dec. 17	74	Auburn(A)	78
Dec. 19	68	Missouri*(N)	64
Dec. 20	64	Georgetown(H)	62
Dec. 30	78	South Carolina(H)	80
Jan. 2	84	Memphis State(H)	66
Jan. 5	79	Cincinnati(A)	77
Jan. 10	87	Baptist College(H)	60
Jan. 12	70	Virginia Tech(A)	(OT) 80
Jan. 17	78	Louisville(A)	98
Jan. 20	59	Jacksonville(A)	50
Jan. 24	79	Tulane(H)	61
Jan. 26	82	Florida(A)	71
Jan. 31	74	Tulane(A)	69
Feb. 4	71	St. Louis(A)	72
Feb. 7	73	Louisville(H)	(OT) 82
Feb. 9	70	St. Louis(H)	57
Feb. 14	79	Cincinnati(H)	80
Feb. 16	80	Virginia Tech(H)	76
Feb. 18	70	South Carolina(A)	83
Feb. 21	92	Florida A&M(H)	79
Feb. 28	80	Memphis State(A)	78
Mar. 1	81	Marquette*(N)	78
Mar. 5	84	St. Louis*(N)	77
Mar. 6	57	Cincinnati*(N)	58

1981-82 - Won 11, Lost 17 (.392)

Nov. 29	61	Florida A&M(H)	67
Dec. 1	67	Georgia(H)	70
Dec. 4	94	Jacksonville*(N)	(OT) 93
Dec. 5	67	South Florida*(N)	82
Dec. 9	80	Jacksonville(H)	83
Dec. 12	65	Florida*(N)	81
Dec. 19	76	Auburn(H)	77
Dec. 22	82	South Carolina(A)	77
Dec. 29	76	UNC-Charlotte*(N)	73
Dec. 30	79	Dayton(H)	93
Jan. 4	57	Louisville(A)	79
Jan. 9	83	Memphis State(A)	90
Jan. 11	82	Florida(H)	67
Jan. 14	75	St. Louis(A)	74
Jan. 16	69	Virginia Tech(A)	65
Jan. 23	89	St. Louis(H)	73
Jan. 25	101	St. Leo(H)	74
Jan. 27	79	Jacksonville(A)	80

*at Tampa, Florida
†Metro Tournament at Louisville, Kentucky

Jan. 30	71	Louisville(H)	65
Feb. 1	53	Tulane(A)	68
Feb. 10	61	Tulane(H)	62
Feb. 13	60	Memphis State(H)	62
Feb. 20	83	Cincinnati(A)	84
Feb. 22	84	South Carolina(H)	87
Feb. 25	76	Virginia Tech(H)	77
Feb. 27	71	Cincinnati(H)	73
Mar. 5	54	Tulane*(N)	49
Mar. 6	73	Louisville*(N)	97

*Florida Four Tournament at Tampa, Florida
†at Jacksonville, Florida
‡Dayton Tournament at Dayton, Ohio
#Metro Tournament at Memphis, Tennessee

1982-83 - Won 14, Lost 14 (.500)

Nov. 29	92	St. Leo(A)	74
Dec. 1	68	Auburn(A)	58
Dec. 6	81	Florida A&M(H)	79
Dec. 10	77	South Florida*(N)	90
Dec. 11	81	Jacksonville*(N)	66
Dec. 19	63	Florida(H)	84
Dec. 22	74	Pittsburgh(H)	75
Dec. 29	85	San Diego State(A)	89
Dec. 30	92	Tulsa*(N)	80
Jan. 2	74	New Mexico(A)	71
Jan. 4	61	Jacksonville(A)	60
Jan. 8	69	Louisville(H)	96
Jan. 13	94	Southern Mississippi(H)	82
Jan. 15	69	Virginia Tech(A)	74
Jan. 22	66	Cincinnati(H)	78
Jan. 29	71	Southern Mississippi(A)	65
Feb. 2	90	South Carolina(A)	(OT) 85
Feb. 6	48	Cincinnati(A)	63
Feb. 7	63	Louisville(H)	69
Feb. 12	83	Jacksonville(H)	74
Feb. 14	79	Tulane(H)	(OT) 80
Feb. 19	82	Virginia Tech(H)	78
Feb. 22	79	New Mexico(H)	77
Feb. 26	74	Memphis State(H)	72
Feb. 28	76	South Carolina(H)	79
Mar. 3	67	Memphis State(A)	94
Mar. 5	66	Tulane(A)	71
Mar. 11	74	Memphis State*(N)	84

*Florida Four Tournament at Gainesville, FL
†Cabell Classic at San Diego, CA
#Metro Tournament at Cincinnati, OH

ALL-TIME FSU SCORES

Jan. 9	54	South Florida(H)	56
Jan. 12	62	Louisville(H)	63
Jan. 14	71	Virginia Tech(A)	85
Jan. 19	66	NC State(A)	72
Jan. 23	69	Memphis State(H)	74
Jan. 26	63	Southern Mississippi(A)	77
Jan. 28	61	Tulane(A)	64
Feb. 2	77	South Carolina(A)	92
Feb. 4	79	Florida(A)	86
Feb. 6	74	Tulane(H)	51
Feb. 11	91	Southern Mississippi(H)	79
Feb. 13	88	Jacksonville(H)	72
Feb. 16	68	Memphis State(A)	70
Feb. 20	72	Louisville(A)	83
Feb. 23	75	Virginia Tech(H)	87
Feb. 27	86	Cincinnati(H)	60
Mar. 2	87	South Carolina(H)	75
Mar. 7	97	Virginia Tech(N)	93
Mar. 8	75	Cincinnati(N)	65
Mar. 9	86	Memphis State(N)	(OT) 90

*at Orlando, Florida
*at Miami, Florida

%Metro Tournament at Louisville, Kentucky

1985-86 - Won 12, Lost 17 (4:14)

Nov. 28	86	Tampa(H)	62
Nov. 29	66	Florida(A)	85
Dec. 4	76	NC State(H)	67
Dec. 7	91	Western Carolina(H)	83
Dec. 14	122	Florida Institute of Tech.(H)	83
Dec. 16	89	Alabama(A)	100
Dec. 21	75	Pittsburgh(A)	88
Dec. 31	64	North Carolina(A)	109
Jan. 4	62	Jacksonville(H)	69
Jan. 6	58	Central Florida(H)	76
Jan. 9	113	California Pa.(H)	113
Jan. 11	76	Cincinnati(H)	73
Jan. 15	64	Louisville(H)	85
Jan. 18	92	Southern Mississippi(H)	94
Jan. 20	75	Miami(A)	83
Jan. 22	55	New Orleans(A)	76
Jan. 25	73	Virginia Tech(A)	86
Feb. 1	73	South Carolina(A)	81
Feb. 3	90	Miami(H)	72
Feb. 6	96	Southern Mississippi(A)	102
Feb. 10	73	Memphis State(A)	99
Feb. 12	96	New Orleans(H)	77
Feb. 15	72	Cincinnati(A)	78
Feb. 19	67	Louisville(A)	89
Feb. 22	82	Memphis State(H)	80
Feb. 24	84	Virginia Tech(H)	92
Mar. 1	68	South Carolina(H)	62
Mar. 3	77	Virginia Tech(N)	76
Mar. 8	71	Memphis State(N)	(OT) 73

*Metro Tournament at Louisville, Kentucky

1986-87 - Won 19, Lost 11 (6:33)

Nov. 28	80	Florida(H)	76
Dec. 4	97	S. Carolina Spartanburg(H)	69
Dec. 6	72	Alabama(H)	71
Dec. 13	92	Oklahoma(A)	109
Dec. 16	101	Western Carolina(A)	76
Dec. 20	85	Valdosta State(H)	75
Dec. 29	84	Alcorn State(N)	62
Dec. 30	91	Tennessee(N)	(OT) 90
Jan. 3	78	Jacksonville(A)	90
Jan. 5	57	Wisconsin-Green Bay(H)	49
Jan. 7	64	Louisville(H)	73
Jan. 12	83	Stetson(H)	75
Jan. 17	67	Cincinnati(A)	69
Jan. 19	68	Memphis State(A)	76
Jan. 21	60	South Carolina(H)	63
Jan. 24	94	Southern Mississippi(A)	74
Jan. 26	76	Central Florida(H)	57
Jan. 31	79	Virginia Tech(A)	(OT) 82
Feb. 2	77	Cincinnati(H)	75
Feb. 4	57	Miami(A)	63
Feb. 11	95	Memphis State(H)	89
Feb. 14	80	South Carolina(A)	72
Feb. 16	83	South Florida(H)	78
Feb. 18	71	Louisville(H)	87
Feb. 23	107	Virginia Tech(H)	78
Feb. 26	108	Miami(H)	84
Feb. 28	117	Southern Mississippi(H)	102
Mar. 6	85	South Carolina(N)	86
Mar. 12	107	Rhode Island(N)	92
Mar. 16	92	Vanderbilt(A)	109

*Red Lobster Classic at Orlando, Florida

%Metro Tournament at Louisville, Kentucky

*National Invitational Tournament

1987-88 - Won 19, Lost 11 (6:33)

Nov. 28	87	Bucknell(H)	58
Dec. 2	121	Florida International(H)	75
Dec. 5	63	Penn State(H)	60
Dec. 10	87	Oklahoma(H)	89
Dec. 12	48	Florida(A)	71
Dec. 16	80	Stetson(N)	67
Dec. 19	78	Tennessee(A)	(OT) 81
Dec. 21	93	Hardin Simmons(H)	79
Dec. 28	71	Pittsburgh(N)	72
Dec. 29	101	Central Florida(N)	67
Jan. 6	87	Jacksonville(H)	63
Jan. 9	83	Louisville(H)	76
Jan. 13	85	Memphis State(H)	92
Jan. 16	86	South Florida(A)	70
Jan. 23	74	Cincinnati(A)	71
Jan. 25	72	South Carolina(H)	80
Jan. 28	93	Central Florida(H)	69
Jan. 30	87	Virginia Tech(A)	88
Feb. 2	82	Monmouth(H)	68
Feb. 6	101	Cincinnati(H)	68
Feb. 13	83	So. Mississippi(H)	75
Feb. 17	62	Louisville(A)	82
Feb. 20	76	Memphis State(A)	81
Feb. 24	108	Alabama State(H)	90
Feb. 27	78	South Carolina(H)	81
Mar. 2	92	Virginia Tech(H)	79
Mar. 5	87	Southern Mississippi(A)	83
Mar. 11	84	Cincinnati(N)	74
Mar. 12	74	Memphis State(N)	81
Mar. 18	99	Iowa(N)	102

*at Daytona Beach, Florida

*Red Lobster Classic at Orlando, Florida

%Metro Tournament at Memphis, Tennessee

*NCAA Tournament at Los Angeles, California

1988-89 - Won 22, Lost 8 (7:33)

Nov. 25	133	Central Florida(H)	79
Nov. 27	100	Florida International(H)	75
Dec. 3	104	Florida(H)	86
Dec. 9	91	Stetson(H)	74
Dec. 14	87	South Alabama(H)	82
Dec. 17	78	Penn State(A)	71
Dec. 20	113	South Florida(H)	81
Dec. 25	97	Central Florida(N)	64
Dec. 28	67	Villanova(N)	68
Jan. 4	113	Rider(H)	67
Jan. 7	104	So. Mississippi(H)	79
Jan. 11	85	Jacksonville(A)	70
Jan. 15	101	Tennessee(H)	90
Jan. 18	112	Arkansas(A)	(OT) 105
Jan. 21	95	Cincinnati(H)	80
Jan. 26	69	South Carolina(A)	87
Jan. 28	100	Virginia Tech(A)	97
Feb. 1	82	Memphis State(H)	99
Feb. 4	66	Cincinnati(A)	65
Feb. 6	81	Louisville(A)	78
Feb. 8	88	South Carolina(H)	72
Feb. 16	77	Louisville(H)	(OT) 78
Feb. 18	78	Memphis State(A)	89
Feb. 21	77	New Orleans(A)	83
Feb. 23	100	La Salle(A)	101
Mar. 1	117	Virginia Tech(H)	97
Mar. 4	81	Southern Mississippi(A)	78
Mar. 11	80	South Carolina(N)	63
Mar. 12	80	Louisville(N)	87
Mar. 16	83	Mid. Tennessee St(N)	97

*Red Lobster Classic at Orlando, Florida

%Metro Tournament at Columbia, South Carolina

*NCAA Tournament at Knoxville, Tennessee

1989-90 - Won 16, Lost 15 (5:16)

Nov. 24	70	Kansas State(N)	71
Nov. 25	75	Alaska-Anchorage(N)	74
Nov. 26	60	Connecticut(N)	63
Dec. 1	69	Florida(A)	82
Dec. 3	82	Auburn(H)	78
Dec. 9	66	New Orleans(H)	64
Dec. 16	78	South Florida(A)	72
Dec. 19	100	Sanford(H)	62
Dec. 22	92	Stetson(H)	83
Dec. 27	72	NC State(N)	90
Dec. 29	95	Rhode Island(N)	76
Jan. 2	78	South Alabama(A)	75
Jan. 4	92	Tulane(H)	68
Jan. 6	113	Southern Mississippi(H)	82
Jan. 8	104	Jacksonville(H)	(2OT) 99
Jan. 11	69	Cincinnati(A)	72
Jan. 14	66	Louisville(H)	73
Jan. 18	97	Miami(A)	(2OT) 101
Jan. 20	53	South Carolina(H)	56
Jan. 24	78	Memphis State(H)	72
Jan. 27	83	Virginia Tech(A)	63
Jan. 31	72	Southern Mississippi(A)	84
Feb. 3	69	Syracuse(A)	69
Feb. 6	50	Louisville(A)	69
Feb. 8	69	Cincinnati(H)	72

Feb. 13	69	Memphis State(H)	81
Feb. 17	92	Miami(H)	73
Feb. 20	69	Tulane(A)	67
Feb. 24	74	Virginia Tech(H)	84
Mar. 3	79	South Carolina(A)	70
Mar. 8	64	Cincinnati(N)	(OT) 65

*at Anchorage, Alaska
*at New York, New York
*at Orlando, Florida

*Metro Tournament at Biloxi, Mississippi

1990-91 - Won 21, Lost 11 (6:56)

Nov. 27	95	Texas Southern(H)	71
Nov. 30	68	Florida(H)	85
Dec. 3	89	Morgan State(H)	48
Dec. 9	83	La Salle(H)	74
Dec. 15	96	Auburn(A)	99
Dec. 18	80	South Florida(H)	72
Dec. 22	69	LIVL(A)	101
Dec. 29	92	Florida International(A)	73
Jan. 3	61	Tulane(A)	77
Jan. 5	72	Southern Mississippi(A)	84
Jan. 10	72	Cincinnati(H)	67
Jan. 12	77	Louisville(H)	66
Jan. 14	69	Stetson(A)	64
Jan. 19	81	North Carolina(A)	(OT) 80
Jan. 21	92	Arkansas(H)	109
Jan. 24	76	Memphis State(A)	67
Jan. 26	71	Virginia Tech(A)	60
Feb. 2	85	Tulane(H)	79
Feb. 7	67	Cincinnati(A)	76
Feb. 9	72	Louisville(A)	88
Feb. 13	113	Alabama State(H)	88
Feb. 16	99	Jacksonville(A)	79
Feb. 18	79	Syracuse(A)	89
Feb. 21	66	Memphis State(H)	64
Feb. 23	91	Virginia Tech(H)	79
Feb. 26	85	Southern Mississippi(H)	83
Mar. 2	70	South Carolina(H)	59
Mar. 7	65	South Carolina(N)	56
Mar. 8	91	Virginia Tech(N)	71
Mar. 9	76	Louisville(N)	69
Mar. 14	75	Southern California(N)	72
Mar. 16	60	Indiana(N)	82

*Metro Tournament at Roanoke, Virginia

†NCAA Tournament at Louisville, Kentucky

1991-92 - Won 22, Lost 10 (6:87)

Nov. 26	100	Jacksonville(H)	91
Dec. 3	71	Syracuse(A)	89
Dec. 6	95	Southern(H)	75
Dec. 7	2	Florida A&M+(H)	0
Dec. 15	86	North Carolina(A)	74
Dec. 20	88	South Florida(A)	92
Dec. 23	76	Robert Morris(H)	60
Dec. 29	88	Duquesne(H)	73
Jan. 2	107	UNC-Asheville(H)	54
Jan. 4	68	Virginia(H)	(OT) 77
Jan. 6	70	Duke(A)	86
Jan. 11	88	Wake Forest(A)	(OT) 85
Jan. 18	91	Maryland(A)	(OT) 83
Jan. 20	78	Mercer(H)	64
Jan. 23	83	Georgia Tech(A)	79
Jan. 25	98	NC State(H)	76
Jan. 27	68	Florida(A)	67
Jan. 30	62	Duke(H)	75
Feb. 1	79	Wake Forest(H)	78
Feb. 5	85	Maryland(H)	93
Feb. 8	102	Clemson(H)	90
Feb. 10	87	NC State(A)	79
Feb. 13	64	Virginia(A)	63
Feb. 15	80	Georgia Tech(H)	67
Feb. 18	67	Clemson(A)	68
Feb. 23	75	DePaul(N)	85
Feb. 27	110	North Carolina(H)	96
Mar. 13	93	NC State(N)	80
Mar. 14	76	North Carolina(N)	80
Mar. 19	78	Montana(N)	68
Mar. 21	78	Georgetown(N)	68
Mar. 26	74	Indiana-(N)	85

*ACC/Big East Challenge at Atlanta, Georgia + forfeit

†at St. Petersburg, Florida

*ACC Tournament at Charlotte, North Carolina

†NCAA Tournament first and second rounds at Boise, Idaho

-NCAA Tournament Sweet Sixteen at Albuquerque, New Mexico

1992-93 - Won 25, Lost 10 (7:14)

Nov. 18	89	Siena(H)	80
Nov. 20	109	Iowa State(H)	86
Nov. 25	78	Indiana(N)	(OT) 81
Nov. 27	83	UCLA(N)	86
Dec. 2	67	Massachusetts(H)	64
Dec. 15	84	Duquesne(A)	91
Dec. 19	63	UNC-Charlotte(N)	69

Dec. 20	91	Temple(N)	(OT) 80
Dec. 22	95	Arkansas-Little Rock(H)	64
Dec. 28	109	Maryland-Baltimore Co(H)	80
Dec. 30	94	South Florida(H)	73
Jan. 2	86	Florida(H)	89
Jan. 6	76	Virginia(A)	72
Jan. 9	74	Wake Forest(A)	72
Jan. 13	105	Maryland(H)	85
Jan. 16	70	NC State(H)	54
Jan. 20	89	Clemson(A)	71
Jan. 24	89	Duke(H)	(OT) 88
Jan. 27	77	North Carolina(A)	82
Jan. 31	96	Georgia Tech(H)	77
Feb. 2	92	Jacksonville(A)	77
Feb. 4	83	Georgia Tech(A)	74
Feb. 6	99	Virginia(H)	84
Feb. 10	111	Wake Forest(H)	94
Feb. 13	87	Maryland(A)	84
Feb. 17	72	NC State(A)	71
Feb. 20	102	Clemson(H)	92
Feb. 24	75	Duke(A)	96
Feb. 27	76	North Carolina(H)	86
Feb. 28	83	Georgia Tech(A)	82
Mar. 18	82	Evansville(N)	70
Mar. 20	94	Tulane(N)	63
Mar. 25	81	Western Kentucky(N)	(OT) 78
Mar. 27	81	Kentucky(N)	106

*Pre-season NIT at New York

†at Orlando, Florida

*ACC Tournament at Charlotte, North Carolina

*NCAA Tournament at Orlando, Florida

*NCAA Tournament at Charlotte, North Carolina

1993-94 - Won 13, Lost 14 (4:81)

Dec. 1	110	Florida Atlantic(H)	59
Dec. 5</			

ALL-TIME FSU SCORES

(continued from page 243)

1995-96 - Won 13, Lost 14 (.481)

Nov. 26 ...97 ...Howard(H).....	81
Nov. 28 ...92 ...Florida International(H).....	44
Dec. 1 ...87 ...Jacksonville(H).....	80
Dec. 5 ...77 ...Tulane(A).....	78
Dec. 9 ...85 ...DePaul*(N).....	80
Dec. 12 ...61 ...Connecticut(H).....	79
Dec. 16 ...74 ...Florida(N).....	52
Dec. 20 ...79 ...Radford(H).....	59
Dec. 28 ...80 ...Maryland Baltimore Co.(H).....	56
Dec. 30 ...79 ...Maryland Eastern Shore(H).....	66
Jan. 3 ...69 ...Virginia(A).....	64
Jan. 6 ...72 ...Wake Forest(H).....	(OT) 75
Jan. 13 ...65 ...NC State(A).....	71
Jan. 17 ...75 ...NC State(H).....	62
Jan. 20 ...65 ...Duke(A).....	85
Jan. 24 ...71 ...North Carolina(H).....	82
Jan. 27 ...58 ...Georgia Tech(A).....	79
Feb. 3 ...59 ...Virginia(H).....	64
Feb. 7 ...67 ...Wake Forest(A).....	91
Feb. 10 ...100 ...Maryland(H).....	78
Feb. 14 ...79 ...NC State(H).....	66
Feb. 17 ...59 ...Clemson(A).....	67
Feb. 22 ...87 ...Duke(H).....	93
Feb. 24 ...84 ...North Carolina(A).....	80
Feb. 28 ...68 ...Georgia Tech(H).....	83
Mar. 4 ...78 ...Maryland(A).....	88
Mar. 7 ...65 ...NC State*(N).....	80

*at St. Petersburg, Florida

†Milk Challenge at Orlando, Florida

‡ACC Tournament at Greensboro, North Carolina

1996-97 - Won 20, Lost 12 (.625)

Nov. 22 ...96 ...SW Louisiana(H).....	70
Nov. 29 ...79 ...Rice(H).....	54
Dec. 2 ...93 ...Florida Atlantic(H).....	56
Dec. 5 ...66 ...Duke(A).....	(OT) 72
Dec. 14 ...108 ...Jacksonville(A).....	84
Dec. 17 ...100 ...Tennessee State(H).....	62
Dec. 21 ...79 ...Florida(N).....	65
Dec. 28 ...76 ...Marist(H).....	43
Dec. 30 ...87 ...Butler(H).....	88
Jan. 4 ...71 ...NC State(H).....	51
Jan. 8 ...61 ...Virginia(H).....	64
Jan. 11 ...70 ...Clemson(H).....	76
Jan. 15 ...58 ...Georgia Tech(A).....	71
Jan. 18 ...67 ...Seton Hall(A).....	56
Jan. 22 ...84 ...North Carolina(H).....	71
Jan. 25 ...58 ...Wake Forest(A).....	70
Jan. 29 ...74 ...Maryland(H).....	81
Feb. 1 ...60 ...Virginia(A).....	73
Feb. 6 ...62 ...North Carolina(A).....	90
Feb. 9 ...64 ...Georgia Tech(H).....	62
Feb. 13 ...57 ...Maryland(A).....	73
Feb. 15 ...79 ...Duke(H).....	69
Feb. 19 ...94 ...Alabama State(H).....	49
Feb. 23 ...67 ...Clemson(A).....	65
Feb. 26 ...44 ...NC State(A).....	67
Mar. 1 ...59 ...Wake Forest(H).....	55
Mar. 7 ...65 ...Wake Forest(N).....	66
Mar. 12 ...82 ...Syracuse(A).....	67
Mar. 17 ...68 ...Michigan State+(H).....	63
Mar. 19 ...76 ...West Virginia+(A).....	71
Mar. 25 ...71 ...Connecticut(N).....	65
Mar. 27 ...73 ...Michigan(N).....	82

*Milk Classic at Orlando, Florida

†ACC Tournament at Greensboro, North Carolina

‡National Invitational Tournament

§NIT at New York, New York

1997-98 - Won 18, Lost 14 (.563)

Nov. 14 ...65 ...Rice(A).....	53
Nov. 17 ...89 ...Loyola(H).....	72
Nov. 19 ...66 ...Utah State(H).....	55
Nov. 26 ...87 ...Connecticut(N).....	60
Nov. 28 ...58 ...Kansas(N).....	73
Dec. 2 ...90 ...Florida Atlantic(H).....	52
Dec. 6 ...74 ...Jacksonville(H).....	44
Dec. 14 ...83 ...Florida(N).....	81
Dec. 17 ...77 ...UNC Asheville(H).....	60
Dec. 20 ...73 ...North Carolina(H).....	81
Dec. 23 ...84 ...Arizona(H).....	79
Dec. 29 ...80 ...Southwestern LA(A).....	71
Dec. 31 ...66 ...DePaul(A).....	55
Jan. 3 ...68 ...NC State(A).....	55
Jan. 7 ...74 ...Maryland(A).....	81
Jan. 10 ...63 ...Duke(H).....	75
Jan. 13 ...65 ...Clemson(A).....	86
Jan. 18 ...70 ...Georgia Tech(A).....	67
Jan. 22 ...63 ...Wake Forest(H).....	59
Jan. 24 ...58 ...North Carolina(A).....	103
Jan. 28 ...64 ...NC State(H).....	52
Jan. 31 ...68 ...South Florida(A).....	70
Feb. 4 ...71 ...Virginia(A).....	63
Feb. 7 ...62 ...Maryland(H).....	68

Feb. 10 ...72 ...Duke(A).....	86
Feb. 15 ...49 ...Clemson(H).....	78
Feb. 18 ...59 ...Georgia Tech(H).....	62
Feb. 21 ...68 ...Wake Forest(A).....	79
Feb. 28 ...88 ...Virginia(H).....	63
Mar. 5 ...63 ...NC State*(N).....	65
Mar. 13 ...96 ...Texas Christian+(N).....	87
Mar. 15 ...77 ...Valparaiso+(N).....	83

*Preseason NIT

†Preseason NIT at New York, New York

‡Milk Challenge at Orlando, Florida

§ACC Tournament at Greensboro, North Carolina

¶NCAA Tournament at Oklahoma City, Oklahoma

1998-99 - Won 13, Lost 17 (.433)

Nov. 15 ...88 ...Sam Houston State(H).....	51
Nov. 20 ...66 ...Florida(H).....	82
Nov. 24 ...70 ...Idaho(H).....	57
Dec. 1 ...72 ...Virginia(A).....	69
Dec. 6 ...68 ...Auburn(H).....	80
Dec. 14 ...66 ...Temple(A).....	75
Dec. 17 ...72 ...Jacksonville(A).....	53
Dec. 20 ...80 ...Georgia Southern(H).....	43
Dec. 23 ...65 ...Butler(A).....	77
Dec. 28 ...46 ...Princeton(N).....	77
Dec. 29 ...69 ...Mississippi State*(N).....	58
Dec. 30 ...80 ...Murray State(H).....	(OT) 76
Jan. 6 ...54 ...North Carolina(H).....	72
Jan. 9 ...75 ...Georgia Tech(A).....	64
Jan. 12 ...70 ...Clemson(H).....	56
Jan. 15 ...73 ...Duke(A).....	98
Jan. 20 ...74 ...Wake Forest(H).....	98
Jan. 23 ...71 ...NC State(H).....	59
Jan. 27 ...87 ...Maryland(A).....	107
Jan. 30 ...60 ...Virginia(H).....	67
Feb. 2 ...77 ...South Florida(H).....	66
Feb. 7 ...64 ...North Carolina(A).....	98
Feb. 11 ...108 ...Georgia Tech(H).....	(OT) 111
Feb. 14 ...45 ...Clemson(A).....	78
Feb. 17 ...59 ...Duke(H).....	85
Feb. 20 ...65 ...Wake Forest(A).....	67
Feb. 24 ...63 ...NC State(A).....	71
Feb. 27 ...75 ...Maryland(H).....	84
Mar. 4 ...87 ...Clemson(N).....	(OT) 85
Mar. 5 ...69 ...Maryland(N).....	93

*Rainbow Classic at Honolulu, Hawaii

1999-00 - Won 12, Lost 17 (.414)

Nov. 19 ...61 ...Florida(A).....	96
Nov. 23 ...81 ...Norfolk State(H).....	70
Nov. 27 ...63 ...Jacksonville(H).....	59
Nov. 29 ...85 ...Temple(H).....	69
Dec. 1 ...60 ...Northwestern(A).....	46
Dec. 5 ...54 ...Auburn(A).....	55
Dec. 11 ...56 ...Seton Hall(H).....	79
Dec. 18 ...60 ...Massachusetts*(N).....	69
Dec. 22 ...70 ...Vanderbilt(H).....	65
Dec. 30 ...77 ...The Citadel(H).....	51
Jan. 4 ...65 ...Wake Forest(A).....	64
Jan. 8 ...55 ...South Florida(A).....	67
Jan. 12 ...60 ...Clemson(H).....	54
Jan. 16 ...54 ...Duke(H).....	85
Jan. 19 ...62 ...Georgia Tech(A).....	85
Jan. 22 ...76 ...North Carolina(A).....	71
Jan. 26 ...81 ...Virginia(A).....	86
Jan. 29 ...63 ...Maryland(H).....	82
Feb. 2 ...58 ...NC State(A).....	68
Feb. 5 ...66 ...Wake Forest(H).....	61
Feb. 12 ...58 ...Clemson(A).....	84
Feb. 16 ...68 ...Duke(A).....	101
Feb. 21 ...64 ...Georgia Tech(H).....	54
Feb. 23 ...67 ...North Carolina(H).....	70
Feb. 26 ...71 ...Virginia(H).....	64
Mar. 1 ...70 ...Maryland(A).....	85
Mar. 5 ...51 ...NC State(H).....	70
Mar. 9 ...63 ...Georgia Tech(N).....	62
Mar. 10 ...61 ...Maryland(N).....	82

*Orange Bowl Tournament at Orlando, Florida

†ACC Tournament at Charlotte, North Carolina

2000-01 - Won 9, Lost 21 (.300)

Nov. 17 ...70 ...Florida(H).....	85
Nov. 23 ...65 ...Ohio State*(N).....	90
Nov. 24 ...74 ...DePaul*(N).....	80
Nov. 25 ...86 ...Rhode Island*(N).....	71
Nov. 29 ...71 ...Minnesota(H).....	76
Dec. 4 ...74 ...Furman(H).....	(OT) 79
Dec. 7 ...54 ...South Florida(H).....	69
Dec. 9 ...60 ...Vanderbilt(A).....	72
Dec. 17 ...75 ...Jacksonville(H).....	61
Dec. 19 ...85 ...Cleveland State(A).....	(2OT) 87
Dec. 21 ...79 ...Binghamton(H).....	57
Dec. 30 ...74 ...Morgan State(H).....	64
Jan. 4 ...72 ...Duke(H).....	99
Jan. 6 ...76 ...UNC Asheville(H).....	68
Jan. 9 ...53 ...Wake Forest(A).....	76
Jan. 14 ...55 ...Maryland(H).....	76
Jan. 16 ...71 ...Virginia(A).....	89
Jan. 20 ...70 ...North Carolina(H).....	80
Jan. 25 ...81 ...NC State(H).....	(OT) 84
Jan. 27 ...68 ...Georgia Tech(A).....	77
Jan. 31 ...88 ...Clemson(H).....	(OT) 84
Feb. 4 ...58 ...Duke(A).....	100
Feb. 10 ...65 ...Wake Forest(H).....	71
Feb. 14 ...74 ...Maryland(A).....	71
Feb. 17 ...66 ...Virginia(H).....	69
Feb. 22 ...67 ...North Carolina(A).....	95
Feb. 25 ...46 ...NC State(A).....	51
Feb. 28 ...69 ...Georgia Tech(H).....	79
Mar. 3 ...75 ...Clemson(N).....	63
Mar. 8 ...64 ...Clemson(N).....	66

*Great Alaska Shootout at Anchorage, Alaska

@ ACC/Big Ten Challenge at Tallahassee, Florida

% ACC Tournament at Atlanta, Georgia

2001-02 - Won 12, Lost 17 (.414)

Nov. 16 ...47 ...Florida(A).....	68
Nov. 20 ...93 ...Savannah State(H).....	41
Nov. 23 ...89 ...Elon(H).....	59
Nov. 28 ...50 ...Northwestern*(A).....	67
Dec. 4 ...78 ...Birmingham Southern(H).....	62
Dec. 8 ...69 ...Western Carolina(H).....	73
Dec. 16 ...72 ...Wake Forest(A).....	93
Dec. 19 ...76 ...Cleveland State(H).....	63
Dec. 22 ...72 ...American(H).....	77
Dec. 27 ...78 ...Virginia Tech(H).....	49
Dec. 29 ...93 ...Campbell(H).....	47
Jan. 2 ...78 ...South Florida(A).....	74
Jan. 6 ...77 ...Duke(H).....	76
Jan. 8 ...62 ...NC State(A).....	77
Jan. 16 ...81 ...North Carolina(H).....	71

Jan. 20 ...74 ...Virginia(A).....	91
Jan. 24 ...68 ...Clemson(H).....	83
Jan. 26 ...63 ...Maryland(A).....	84
Jan. 30 ...46 ...Georgia Tech(A).....	77
Feb. 2 ...80 ...Wake Forest(H).....	89
Feb. 7 ...49 ...Duke(A).....	80
Feb. 10 ...67 ...NC State(H).....	76
Feb. 17 ...85 ...North Carolina(A).....	95
Feb. 20 ...66 ...Virginia(H).....	59
Feb. 23 ...78 ...Clemson(A).....	87
Feb. 27 ...63 ...Maryland(H).....	96
Mar. 2 ...78 ...Georgia Tech(H).....	86
Mar. 7 ...91 ...Clemson(N).....	(OT) 84
Mar. 8 ...59 ...Maryland(N).....	85

* ACC/Big Ten Challenge at Evanston, Illinois

% ACC Tournament at Charlotte, N.C.


2002-03 - Won 14, Lost 15 (.483)

Nov. 24 ...79 ...Savannah State(H).....	46
Nov. 27 ...83 ...Mercer(H).....	47
Dec. 2 ...80 ...Iowa(H).....	67
Dec. 6 ...57 ...Florida(H).....	58
Dec. 8 ...72 ...Miami(H).....	55
Dec. 15 ...46 ...Birmingham Southern(H).....	47
Dec. 18 ...93 ...Stetson(H).....	76
Dec. 22 ...48 ...North Carolina(H).....	69
Dec. 28 ...69 ...Boston University*(N).....	84
Dec. 30 ...82 ...Davidson*(N).....	86
Jan. 4 ...76 ...Virginia Tech(A).....	69
Jan. 6 ...72 ...Texas A&M Corpus Christi(H).....	59
Jan. 11 ...62 ...Maryland(A).....	89
Jan. 14 ...74 ...Georgia Tech(A).....	81
Jan. 18 ...63 ...NC State(H).....	70
Jan. 21 ...60 ...Clemson(H).....	59
Jan. 26 ...60 ...Wake Forest(A).....	71
Jan. 29 ...72 ...Virginia(A).....	85
Feb. 2 ...75 ...Duke(H).....	70
Feb. 8 ...60 ...North Carolina(A).....	61
Feb. 12 ...72 ...Maryland(H).....	74
Feb. 15 ...71 ...Georgia Tech(H).....	64
Feb. 18 ...60 ...NC State(A).....	71
Feb. 22 ...60 ...Clemson(A).....	74
Feb. 26 ...56 ...Wake Forest(H).....	59
Mar. 1 ...73 ...Virginia(H).....	74
Mar. 6 ...56 ...Duke(A).....	72
Mar. 13 ...72 ...Clemson(N).....	61
Mar. 14 ...61 ...Wake Forest(N).....	69



* Fiesta Bowl Classic Honoring Bobbi Olsen

Hosted By The University of Arizona

% ACC Tournament at Greensboro, N.C.



Elvis Rolle (top) was one of the most accurate shooters in school history and ranks third all-time with a .589 career field goal percentage. He averaged 15.6 points per game during his 58-game Seminole career.



Michael Polite (left) ranks 30th in school history in career scoring with 1,066 points and 14th in school history with 673 career rebounds. He is one of 12 players in school history to rank in the top 30 in scoring and the top 25 in rebounding.

Lawrence McCray (above) ranks 27th in school history with 1,111 career points. He averaged 14.7 points and 7.4 rebounds during his 84-game Seminole career.

100-POINT GAMES

FSU 100-POINT GAMES

Total 100-Point Games: 128

Most 100-Point Games In A Season: 10 (1989)

Most Consecutive 100 Point Games: 5 (Dec. 3-Dec. 12, 1970)

Last 100 Point Game: Georgia Tech 111, Florida State 108 (OT) (Feb. 11, 1999)

1954-55 (2)

Feb. 16, 1955 110-82 at Rollins
Feb. 21, 1955 102-86 Mississippi State

1955-56 (2)

Dec. 5, 1955 101-67 Rollins
Dec. 16, 1955 104-83 Morningside

1956-57 (2)

Jan. 3, 1957 108-96 vs. Furman
Jan. 19, 1957 104-86 Stetson

1958-59 (1)

Dec. 9, 1958 100-70 Spring Hill

1959-60 (2)

Feb. 11, 1960 101-58 Rollins
Feb. 13, 1960 105-98 at Furman

1960-61 (1)

Feb. 24, 1961 116-95 at Tampa

1961-62 (3)

Jan. 11, 1962 110-53 Rollins
Feb. 26, 1962 123-92 at Tampa
Mar. 2, 1962 101-69 Georgia

1963-64 (1)

Feb. 22, 1964 101-77 Jacksonville

1965-66 (1)

Dec. 6, 1965 121-57 Tampa

1966-67 (2)

Jan. 30, 1967 109-72 Tampa
Feb. 11, 1967 100-90 Tulane

1967-68 (9)

Dec. 9, 1967 104-89 Samford
Dec. 16, 1967 130-100 vs. Louisiana State
Dec. 20, 1967 114-91 Richmond
Jan. 6, 1968 111-81 Stetson
Jan. 12, 1968 122-93 Miami (Fla.)
Jan. 26, 1968 109-71 Hofstra
Feb. 3, 1968 110-100 East Carolina
Feb. 10, 1968 104-82 Florida Southern
Feb. 16, 1968 106-65 at Jacksonville

1968-69 (3)

Dec. 2, 1968 120-75 Valdosta State
Dec. 6, 1968 111-84 vs. Miami (Fla.)
Dec. 30, 1968 104-52 New Hampshire

1969-70 (7)

Dec. 4, 1969 100-84 Oregon
Dec. 8, 1969 107-86 at Pepperdine
Jan. 2, 1970 121-83 at Pepperdine
Jan. 9, 1970 104-63 Miami (Fla.)
Jan. 22, 1970 122-80 Clemson
Feb. 14, 1970 112-77 Tulane
Feb. 28, 1970 112-96 at Miami (Fla.)

1970-71 (9)

Dec. 3, 1970 106-70 Biscayne College
Dec. 5, 1970 125-65 South Dakota
Dec. 7, 1970 117-84 vs. Southern Mississippi
Dec. 8, 1970 108-114 at Jacksonville
Dec. 12, 1970 111-63 Valdosta State
Jan. 2, 1971 101-82 Pepperdine

Jan. 8, 1971 114-106
Jan. 16, 1971 122-79
Feb. 11, 1971 113-81

1971-72 (6)

Dec. 1, 1971 112-69 Oglethorpe
Dec. 11, 1971 134-65 Valdosta State
Jan. 8, 1972 106-63 East Tennessee State
Jan. 19, 1972 105-72 South Alabama
Jan. 31, 1972 109-83 Pan American
Feb. 19, 1972 108-50 Georgia Tech

1972-73 (2)

Dec. 1, 1972 109-97 Georgia Southern
Mar. 3, 1973 112-94 Mercer

1973-74 (4)

Dec. 3, 1973 109-71 Biscayne College
Dec. 21, 1973 107-87 Western Kentucky
Feb. 9, 1974 118-84 South Florida
Feb. 23, 1974 105-63 South Alabama

1974-75 (6)

Jan. 4, 1975 107-75 Eastern Kentucky
Jan. 7, 1975 104-82 Wisconsin-Milwaukee
Jan. 18, 1975 107-71 Hofstra
Feb. 1, 1975 111-70 Chattanooga
Feb. 9, 1975 101-71 vs. Georgia Southern
Feb. 22, 1975 104-71 Georgia Southern

1975-76 (6)

Dec. 13, 1975 109-52 Palm Beach Atlantic
Jan. 14, 1976 107-54 Baptist College
Jan. 17, 1976 100-79 Memphis State
Jan. 24, 1976 110-70 SW Louisiana
Feb. 12, 1976 109-81 Illinois State
Feb. 24, 1976 106-61 Valdosta State

1976-77 (4)

Nov. 30, 1976 109-90 Missouri Western
Jan. 22, 1977 115-86 South Alabama
Feb. 5, 1977 139-72 Baptist College
Feb. 26, 1977 103-72 South Florida

1977-78 (3)

Dec. 1, 1977 110-82 Troy State
Dec. 16, 1977 100-77 vs. Texas A&M
Jan. 14, 1978 103-85 Tulane

1978-79 (3)

Nov. 27, 1978 116-71 Eckerd
Dec. 18, 1978 106-75 Florida Southern
Mar. 1, 1979 101-92 vs. Tulane

1979-80 (3)

Nov. 30, 1979 101-63 Florida A&M
Dec. 20, 1979 112-91 Minnesota
Jan. 2, 1980 108-97 Tulane

1981-82 (1)

Jan. 25, 1982 101-74 St. Leo

1985-86 (2)

Dec. 14, 1985 122-83 Florida Institute of

1986-87 (5)

Jan. 9, 1986 113-75 California (Pa.)
Dec. 16, 1986 101-76 at Western Carolina
Feb. 23, 1987 107-78 Virginia Tech
Feb. 26, 1987 108-84 Miami (Fla.)
Feb. 28, 1987 117-102 Southern Mississippi
Mar. 12, 1987 107-92 vs. Rhode Island

1987-88 (4)

Dec. 2, 1987 121-75 Florida International
Dec. 29, 1987 101-67 Central Florida
Feb. 6, 1988 101-68 Cincinnati
Feb. 24, 1988 108-90 Alabama State

1988-89 (10)

Nov. 25, 1988 133-79 Central Florida
Nov. 27, 1988 100-75 Florida International
Dec. 3, 1988 104-86 Florida
Dec. 20, 1988 113-81 South Florida
Jan. 4, 1989 113-67 Rider
Jan. 7, 1989 104-79 Southern Mississippi
Jan. 15, 1989 101-90 Tennessee
Jan. 18, 1989 112-105 (OT) at Arkansas
Jan. 28, 1989 100-97 at Virginia Tech
Feb. 23, 1989 100-101 at La Salle

1989-90 (3)

Dec. 19, 1989 100-62 Samford
Jan. 6, 1990 113-82 Southern Mississippi
Jan. 8, 1990 104-99 (2OT) Jacksonville

1990-91 (1)

Feb. 13, 1991 113-88 Alabama State

1991-92 (4)

Nov. 26, 1991 100-91 Jacksonville
Jan. 2, 1992 107-54 UNC-Asheville
Feb. 8, 1992 102-90 Clemson
Feb. 27, 1992 110-96 North Carolina

1992-93 (5)

Nov. 20, 1992 109-86 Iowa State
Dec. 28, 1992 109-80 Maryland-Baltimore
County
Jan. 13, 1993 105-85 Maryland
Feb. 10, 1993 111-94 Wake Forest
Feb. 20, 1993 102-92 Clemson

1993-94 (4)

Dec. 1, 1993 110-59 Florida Atlantic
Dec. 22, 1993 108-81 Mt. St. Mary's
Jan. 2, 1994 105-87 Lafayette
Feb. 6, 1994 100-64 Virginia

1994-95 (3)

Dec. 3, 1994 101-63 Florida Atlantic
Dec. 22, 1994 100-75 S.E. Missouri State
Jan. 15, 1995 107-79 N.C. State

1995-96 (1)

Feb. 10, 1996 100-78 Maryland

1996-97 (2)

Dec. 14, 1996 108-84 Jacksonville
Dec. 17, 1996 100-62 Tennessee State

1998-99 (1)

Feb. 11, 1999 108-111 (OT) Georgia Tech

OPPONENTS' 100-POINT GAMES

Total 100-Point Games: 34

Most 100-Point Games In A Season: 3 (1986)

Most Consecutive 100-Point Games: 2 (Feb. 13-Feb. 16, 1974)

Last 100-Point Game: Duke 100, Florida State 58 (Feb. 4, 2001)

1954-55 (1)

Feb. 19, 1955 95-101 at Loyola (New Orleans)

1957-58 (2)

Jan. 30, 1958 51-103 at West Virginia
Feb. 1, 1958 68-107 at Marshall

100-POINT GAMES

1958-59 (1) Jan. 31, 1959 75-103 at Oklahoma City	1976-77 (1) Nov. 27, 1976 92-108 vs. Clemson	1992-93 (1) March 27, 1993 81-106 vs. Kentucky
1959-60 (2) Feb. 15, 1960 60-100 at The Citadel Feb. 27, 1960 89-107 at Miami (Fla.)	1983-84 (1) Dec. 20, 1983 89-102 at Pittsburgh	1993-94 (1) Jan. 22, 1994 79-106 at Duke
1963-64 (1) Dec. 11, 1963 81-102 at Rice	1985-86 (3) Dec. 16, 1985 89-100 at Alabama Dec. 31, 1985 64-109 at North Carolina Feb. 8, 1986 96-102 at Southern Mississippi	1994-95 (1) Jan. 25, 1995 70-100 at North Carolina
1965-66 (2) Dec. 16, 1965 80-115 at North Carolina Feb. 28, 1966 90-112 at Miami (Fla.)	1986-87 (2) Dec. 13, 1986 93-109 at Oklahoma Mar. 16, 1987 92-109 vs. Vanderbilt	1997-98 (1) Jan. 24, 1998 55-103 at North Carolina
1966-67 (2) Feb. 25, 1967 84-102 at Georgia Tech Mar. 1, 1967 90-110 at Miami (Fla.)	1987-88 (1) Mar. 18, 1988 98-102 vs. Iowa	1998-99 (1) Jan. 27, 1999 87-107 at Maryland
1970-71 (2) Dec. 8, 1970 108-114 at Jacksonville Feb. 27, 1971 94-100 at Miami (Fla.)	1988-89 (2) Jan. 18, 1989 112-105 (OT) at Arkansas Feb. 23, 1989 100-102 at La Salle	1999-00 (1) Feb. 16, 2000 68-101 at Duke
1973-74 (2) Feb. 13, 1974 89-113 at Jacksonville Feb. 16, 1974 85-104 vs. North Carolina	1989-90 (1) Jan. 18, 1990 97-101 (2 OT) at Miami (Fla.)	2000-01 (1) Feb. 4, 2001 58-100 at Duke
	1990-91 (1) Feb. 13, 1991 69-101 at UNLV	

FLORIDA STATE IN THE ASSOCIATED PRESS POLL

1969-70	1977-78	1992-93	1997-98
Jan. 2718th	Dec. 2718th	Preseason9th	Dec. 119th
Feb. 312th	Jan. 2417th	Nov. 237th	Dec. 816th
Feb. 109th	Jan. 3115th	Nov. 3011th	Dec. 1517th
Feb. 178th	Feb. 716th	Dec. 710th	Dec. 2217th
Feb. 2410th	Feb. 1414th	Dec. 1410th	Dec. 2915th
March 311th	Feb. 2112th	Dec. 2118th	Jan. 513th
March 1011th	Feb. 2811th	Dec. 2818th	Jan. 1117th
	March 613th	Jan. 423rd	Jan. 1820th
	March 1315th	Jan. 2519th	
1970-71	1988-89	Feb. 112th	
Dec. 1517th	Preseason16th	Feb. 810th	
1971-72	Nov. 2217th	Feb. 159th	
Dec. 718th	Nov. 2914th	Feb. 226th	
Dec. 149th	Dec. 613th	March 111th	
Dec. 2114th	Dec. 1312th	March 810th	
Jan. 420th	Dec. 2011th	March 1511th	
Jan. 1112th	Dec. 2710th		
Jan. 1811th	Jan. 315th	1993-94	
Jan. 2510th	Jan. 1014th	Preseason25th	
Feb. 112th	Jan. 1714th		
Feb. 814th	Jan. 2411th		
Feb. 1514th	Jan. 318th		
Feb. 2211th	Feb. 712th		
Feb. 2910th	Feb. 147th		
March 714th	Feb. 2112th		
March 1410th	Feb. 2816th		
	March 714th		
	March 1416th		
1972-73	1991-92		
Preseason2nd	Jan. 2723rd		
Dec. 52nd	Feb. 323rd		
Dec. 122nd	Feb. 1023rd		
Dec. 197th	Feb. 1716th		
Dec. 2612th	Feb. 2422nd		
Jan. 219th	March 219th		
Jan. 918th	March 918th		
Jan. 1619th	March 1620th		
1975-76			
March 218th			

NUMBER OF POLLS RANKED IN: 91		
HIGHEST RANKING: 2nd (three times during the 1972-73 season)		
NUMBER OF POLLS IN THE TOP 10: 22		
MOST CONSECUTIVE WEEKS RANKED:		
Ranking	Weeks	Years
1.....	19.....	1971-72 through 1972-73
2.....	18.....	1988-89
3.....	8.....	1997-98
3.....	8.....	1992-93 (two times)
3.....	8.....	1991-92
3.....	8.....	1977-78
8.....	7.....	1969-70

ALL-TIME GAMES VS. OPPONENTS IN THE AP POLL

1957-58

Date	Ranking	Opponent	Site	W/L	Score
Dec. 17, 1957	No. 13	Auburn	Auburn, AL	L	74-95
Dec. 29, 1957	No. 8	Auburn	Tallahassee, FL	L	62-69
Jan. 13, 1958	No. 18	Memphis State	Memphis, TN	L	56-59
Jan. 30, 1958	No. 1	West Virginia	Morgantown, WV	L	51-103

1958-59

Date	Ranking	Opponent	Site	W/L	Score
Dec. 1, 1958	No. 2	Kentucky	Lexington, KY	L	68-91
Jan. 31, 1959	No. 14	Oklahoma City	Oklahoma City, OK	L	75-103
Feb. 16, 1959	No. 14	Oklahoma City	Tallahassee, FL	L	84-98

1959-60

Date	Ranking	Opponent	Site	W/L	Score
Dec. 10, 1959	No. 11	Auburn	Auburn, AL	L	57-74
Jan. 16, 1960	No. 15	Miami	Tallahassee, FL	L	91-93
Feb. 27, 1960	No. 9	Miami	Miami, FL	L	89-107

1960-61

Date	Ranking	Opponent	Site	W/L	Score
Dec. 3, 1960	No. 20	Kentucky	Lexington, KY	W	63-58

1961-62

Date	Ranking	Opponent	Site	W/L	Score
Dec. 2, 1961	No. 1	Ohio State	Columbus, OH	L	57-72

1966-67

Date	Ranking	Opponent	Site	W/L	Score
Dec. 20, 1966	No. 3	North Carolina	Chapel Hill, NC	L	54-81

1967-68

Date	Ranking	Opponent	Site	W/L	Score
Feb. 1, 1968	No. 3	North Carolina	Chapel Hill, NC	L	80-86

1968-69

Date	Ranking	Opponent	Site	W/L	Score
Dec. 27, 1968	No. 16	Ohio State	Tallahassee, FL	L	86-93
Jan. 28, 1969	No. 19	South Carolina	Tallahassee, FL	W	87-76
Feb. 8, 1969	No. 2	North Carolina	Chapel Hill, NC	L	82-100
Feb. 15, 1969	No. 17	Dayton	Tallahassee, FL	W	79-71

1969-70

Date	Ranking	Opponent	Site	W/L	Score
Dec. 13, 1969	No. 5	North Carolina	Chapel Hill, NC	L	75-86
Dec. 22, 1969	No. 14	Louisville	Tallahassee, FL	W	79-69
Jan. 3, 1970	No. 19	Southern Cal	Los Angeles, CA	L	68-71
Jan. 27, 1970	No. 6	Jacksonville	Jacksonville, FL	W	89-83
Feb. 18, 1970	No. 6	Jacksonville	Tallahassee, FL	L	81-85

1970-71

Date	Ranking	Opponent	Site	W/L	Score
Dec. 8, 1970	No. 3	Jacksonville	Jacksonville, FL	L	108-114
Dec. 18, 1970	No. 8	Southern Cal	El Paso, TX	L	85-94
Jan. 27, 1971	No. 6	Jacksonville	Tallahassee, FL	L	65-83
Feb. 15, 1971	No. 6	Jacksonville	Jacksonville, FL	L	79-90
Feb. 22, 1971	No. 8	North Carolina	Chapel Hill, NC	L	61-70

1971-72

Date	Ranking	Opponent	Site	W/L	Score
Dec. 7, 1971	No. 8	Jacksonville	Tallahassee, FL	W	90-83
Jan. 28, 1972	No. 13	Brigham Young	Oklahoma City, OK	L	77-80
Mar. 16, 1972	No. 11	Minnesota	Dayton, OH	W	70-56
Mar. 18, 1972	No. 18	Kentucky	Dayton, OH	W	73-54
Mar. 24, 1972	No. 2	North Carolina	Los Angeles, CA	W	79-75
Mar. 26, 1972	No. 1	UCLA	Los Angeles, CA	L	76-81

1972-73

Date	Ranking	Opponent	Site	W/L	Score
Jan. 20, 1973	No. 15	Jacksonville	Tallahassee, FL	L	66-70
Feb. 14, 1973	No. 13	Jacksonville	Jacksonville, FL	W	83-74
Feb. 17, 1973	No. 6	North Carolina	New York, NY	L	79-91

1973-74

Date	Ranking	Opponent	Site	W/L	Score
Dec. 15, 1973	No. 9	Louisville	Louisville, KY	L	78-90
Dec. 18, 1973	No. 19	Memphis State	Tallahassee, FL	W	88-80
Feb. 1, 1974	No. 17	New Mexico	Tallahassee, FL	W	90-71
Feb. 16, 1974	No. 4	North Carolina	Greensboro, NC	L	85-104

1974-75

Date	Ranking	Opponent	Site	W/L	Score
Dec. 9, 1974	No. 16	Memphis State	Memphis, TN	L	69-70
Dec. 14, 1974	No. 4	Louisville	Tallahassee, FL	L	75-84
Dec. 26, 1974	No. 15	Purdue	Louisville, KY	W	69-66
Dec. 27, 1974	No. 4	Louisville	Louisville, KY	L	61-79

1975-76

Date	Ranking	Opponent	Site	W/L	Score
Dec. 8, 1975	No. 1	Indiana	Bloomington, IN	L	59-83
Dec. 20, 1975	No. 8	Alabama	St. Petersburg, FL	L	72-76
Dec. 26, 1975	No. 13	Washington	Portland, OR	L	54-69

1976-77

Date	Ranking	Opponent	Site	W/L	Score
Dec. 18, 1976	No. 5	San Francisco	San Francisco, CA	L	87-93
Jan. 3, 1977	No. 14	Louisville	Louisville, KY	W	75-78
Jan. 15, 1977	No. 18	Memphis State	Memphis, TN	L	75-81
Feb. 3, 1977	No. 3	Kentucky	Lexington, KY	L	57-97

1977-78

Date	Ranking	Opponent	Site	W/L	Score
Dec. 27, 1977	No. 11	Cincinnati	Cincinnati, OH	L	75-77
Jan. 24, 1978	No. 11	Louisville	Louisville, KY	W	70-60
Feb. 17, 1978	No. 9	Louisville	Tallahassee, FL	W	81-70
Mar. 4, 1978	No. 20	Louisville	Cincinnati, OH	L	93-94
Mar. 11, 1978	No. 1	Kentucky	Lexington, KY	L	76-85

1978-79

Date	Ranking	Opponent	Site	W/L	Score
Jan. 20, 1979	No. 7	Louisville	Tallahassee, FL	L	65-67
Feb. 1, 1979	No. 6	Louisville	Louisville, KY	L	71-84

1979-80

Date	Ranking	Opponent	Site	W/L	Score
Jan. 27, 1980	No. 7	Louisville	Louisville, KY	L	73-79
Feb. 24, 1980	No. 2	Louisville	Tallahassee, FL	L	75-83
Mar. 1, 1980	No. 4	Louisville	Louisville, KY	L	72-81
Mar. 9, 1980	No. 4	Kentucky	Lexington, KY	L	78-97

1981-82

Date	Ranking	Opponent	Site	W/L	Score
Jan. 4, 1982	No. 14	Louisville	Louisville, KY	L	57-79

1982-83

Date	Ranking	Opponent	Site	W/L	Score
Dec. 30, 1982	No. 19	Tulsa	San Diego, CA	W	96-80
Jan. 8, 1983	No. 13	Louisville	Tallahassee, FL	L	69-96
Feb. 7, 1983	No. 12	Louisville	Louisville, KY	L	63-89
Feb. 26, 1983	No. 14	Memphis State	Tallahassee, FL	W	74-72
Mar. 3, 1983	No. 17	Memphis State	Memphis, TN	L	67-94
Mar. 11, 1983	No. 17	Memphis State	Cincinnati, OH	L	74-84

1983-84

Date	Ranking	Opponent	Site	W/L	Score
Jan. 25, 1984	No. 14	Louisville	Louisville, KY	L	71-95
Feb. 6, 1984	No. 17	Louisville	Tallahassee, FL	W	75-60
Feb. 11, 1984	No. 9	Memphis State	Tallahassee, FL	L	69-73
Feb. 15, 1984	No. 8	Memphis State	Memphis, TN	L	67-75
Mar. 9, 1984	No. 17	Memphis State	Memphis, TN	L	63-65

1984-85

Date	Ranking	Opponent	Site	W/L	Score
Jan. 5, 1985	No. 9	North Carolina	Miami, FL	L	69-78
Jan. 23, 1985	No. 9	Memphis State	Tallahassee, FL	L	69-74
Feb. 16, 1985	No. 4	Memphis State	Memphis, TN	L	68-70
Mar. 9, 1985	No. 4	Memphis State	Louisville, TN	L	86-90

1985-86

Date	Ranking	Opponent	Site	W/L	Score
Dec. 31, 1985	No. 1	North Carolina	Chapel Hill, NC	L	64-109
Jan. 15, 1986	No. 18	Louisville	Tallahassee, FL	L	64-85
Jan. 25, 1986	No. 25	Virginia Tech	Blacksburg, VA	L	73-86
Feb. 10, 1986	No. 3	Memphis State	Memphis, TN	L	73-99
Feb. 19, 1986	No. 10	Louisville	Louisville, KY	L	67-89
Feb. 22, 1986	No. 4	Memphis State	Tallahassee, FL	W	82-80
Feb. 24, 1986	No. 24	Virginia Tech	Tallahassee, FL	L	84-92
Mar. 8, 1986	No. 10	Memphis State	Louisville, KY	L	71-73

1986-87

Date	Ranking	Opponent	Site	W/L	Score
Dec. 6, 1986	No. 8	Alabama	Tallahassee, FL	W	72-71
Dec. 13, 1986	No. 9	Oklahoma	Norman, OK	L	92-109

1987-88

Date	Ranking	Opponent	Site	W/L	Score
Dec. 10, 1987	No. 16	Oklahoma	Tallahassee, FL	L	87-89
Dec. 12, 1987	No. 12	Florida	Gainesville, FL	L	48-71
Dec. 28, 1987	No. 3	Pittsburgh	Orlando, FL	L	71-72
Mar. 18, 1988	No. 17	Iowa	Los Angeles, CA	L	98-102

ALL-TIME GAMES VS. OPPONENTS IN THE AP POLL

1988-89					
Date	Ranking	Opponent	Site	W/L	Score
Dec. 3, 1988	No. 19	Florida	Tallahassee, FL	W	104-86
Dec. 19, 1988	No. 17	Villanova	Orlando, FL	L	67-68
Jan. 15, 1989	No. 17	Tennessee	Tallahassee, FL	W	101-90
Feb. 6, 1989	No. 7	Louisville	Louisville, KY	W	81-78
Feb. 16, 1989	No. 10	Louisville	Tallahassee, FL	L	(OT) 77-78
Feb. 23, 1989	No. 14	LaSalle	Philadelphia, PA	L	100-101
Mar. 12, 1989	No. 16	Louisville	Columbia, SC	L	80-87

1989-90					
Date	Ranking	Opponent	Site	W/L	Score
Dec. 1, 1989	No. 24	Florida	Tallahassee, FL	L	69-82
Dec. 27, 1989	No. 19	NC State	New York, NY	L	72-90
Jan. 14, 1990	No. 11	Louisville	Tallahassee, FL	L	66-73
Feb. 3, 1990	No. 7	Syracuse	Orlando, FL	L	69-90
Feb. 6, 1990	No. 15	Louisville	Louisville, KY	L	50-69

1990-91					
Date	Ranking	Opponent	Site	W/L	Score
Dec. 22, 1990	No. 1	UNLV	Las Vegas, NV	L	69-101
Jan. 19, 1991	No. 22	South Carolina	Columbia, SC	W	81-80
Jan. 21, 1991	No. 2	Arkansas	Tallahassee, FL	L	92-109
Feb. 18, 1991	No. 7	Syracuse	Syracuse, NY	L	79-88
Mar. 16, 1991	No. 3	Indiana	Louisville, KY	L	60-82

1991-92					
Date	Ranking	Opponent	Site	W/L	Score
Dec. 15, 1991	No. 5	North Carolina	Chapel Hill, NC	W	86-74
Jan. 6, 1992	No. 1	Duke	Durham, NC	L	70-86
Jan. 11, 1992	No. 19	Wake Forest	Winston-Salem, NC	W	88-85
Jan. 23, 1992	No. 18	Georgia Tech	Atlanta, GA	W	83-79
Jan. 30, 1992	No. 1	Duke	Tallahassee, FL	L	62-75
Feb. 27, 1992	No. 10	North Carolina	Tallahassee, FL	W	110-96
Mar. 14, 1992	No. 20	North Carolina	Charlotte, NC	L	76-80
Mar. 26, 1992	No. 4	Indiana	Albuquerque, NM	L	74-85

1992-93					
Date	Ranking	Opponent	Site	W/L	Score
Nov. 20, 1992	No. 19	Iowa State	Tallahassee, FL	W	109-86
Nov. 25, 1992	No. 4	Indiana	New York, NY	L	(OT) 78-81
Nov. 27, 1992	No. 21	UCLA	New York, NY	L	83-88
Dec. 2, 1992	No. 19	Massachusetts	Tallahassee, FL	W	67-64
Jan. 6, 1993	No. 25	Virginia	Charlottesville, VA	L	76-80
Jan. 27, 1993	No. 6	Duke	Tallahassee, FL	W	(OT) 89-88
Jan. 27, 1993	No. 3	North Carolina	Chapel Hill, NC	L	77-82
Jan. 31, 1993	No. 18	Georgia Tech	Tallahassee, FL	W	96-77
Feb. 8, 1993	No. 24	Virginia	Tallahassee, FL	W	99-84
Feb. 10, 1993	No. 9	Wake Forest	Tallahassee, FL	W	111-94
Feb. 24, 1993	No. 9	Duke	Durham, NC	L	75-98
Feb. 27, 1993	No. 3	North Carolina	Tallahassee, FL	L	76-86
Mar. 25, 1993	No. 25	W. Kentucky	Charlotte, NC	W	(OT) 81-78
Mar. 27, 1993	No. 2	Kentucky	Charlotte, NC	L	81-106

1993-94					
Date	Ranking	Opponent	Site	W/L	Score
Jan. 22, 1994	No. 5	Duke	Durham, NC	L	79-106
Jan. 26, 1994	No. 4	North Carolina	Tallahassee, FL	L	77-90
Jan. 29, 1994	No. 21	Georgia Tech	Atlanta, GA	W	74-73
Feb. 3, 1994	No. 11	Massachusetts	Amherst, MA	L	58-82
Feb. 21, 1994	No. 16	Florida	Gainesville, FL	L	61-72
Feb. 23, 1994	No. 2	Duke	Tallahassee, FL	L	72-84
Feb. 26, 1994	No. 4	North Carolina	Chapel Hill, NC	L	75-78
Mar. 11, 1994	No. 11	North Carolina	Charlotte, NC	L	69-83

1994-95					
Date	Ranking	Opponent	Site	W/L	Score
Dec. 6, 1994	No. 8	Arizona	Tucson, AZ	L	78-96
Dec. 17, 1994	No. 8	Florida	Orlando, FL	L	(2OT) 65-71
Jan. 7, 1995	No. 18	Wake Forest	Winston-Salem, NC	L	64-72
Jan. 10, 1995	No. 9	Maryland	Tallahassee, FL	L	57-70
Jan. 25, 1995	No. 3	North Carolina	Chapel Hill, NC	L	70-100
Jan. 29, 1995	No. 21	Georgia Tech	Tallahassee, FL	L	67-80
Feb. 4, 1995	No. 15	Virginia	Charlottesville, VA	L	(OT) 63-76
Feb. 8, 1995	No. 11	Wake Forest	Tallahassee, FL	W	69-67
Feb. 11, 1995	No. 8	Maryland	College Park, MD	L	65-80
Feb. 25, 1995	No. 3	North Carolina	Tallahassee, FL	L	78-80
Mar. 10, 1995	No. 10	Maryland	Charlotte, NC	L	64-71

1995-96					
Date	Ranking	Opponent	Site	W/L	Score
Dec. 12, 1995	No. 8	Connecticut	Tallahassee, FL	L	61-79
Jan. 6, 1996	No. 12	Wake Forest	Tallahassee, FL	L	73-75
Jan. 17, 1996	No. 19	Clemson	Tallahassee, FL	W	75-82
Jan. 24, 1996	No. 11	North Carolina	Tallahassee, FL	L	71-82
Feb. 7, 1996	No. 9	Wake Forest	Winston-Salem, NC	L	67-81
Feb. 24, 1996	No. 17	North Carolina	Chapel Hill, NC	W	84-80
Feb. 28, 1996	No. 18	Georgia Tech	Tallahassee, FL	L	68-83

1996-97					
Date	Ranking	Opponent	Site	W/L	Score
Dec. 5, 1996	No. 10	Duke	Durham, NC	L	(OT) 66-72
Jan. 11, 1997	No. 5	Clemson	Tallahassee, FL	L	70-76
Jan. 22, 1997	No. 19	North Carolina	Tallahassee, FL	W	84-71
Jan. 25, 1997	No. 4	Wake Forest	Winston-Salem, NC	L	58-61
Jan. 29, 1997	No. 5	Maryland	Tallahassee, FL	W	74-70
Feb. 6, 1997	No. 20	North Carolina	Chapel Hill, NC	L	62-90
Feb. 13, 1997	No. 10	Maryland	College Park, MD	L	57-73
Feb. 15, 1997	No. 6	Duke	Tallahassee, FL	L	79-89
Feb. 23, 1997	No. 8	Clemson	Clemson, SC	W	67-65
Mar. 1, 1997	No. 5	Wake Forest	Tallahassee, FL	W	59-55
Mar. 7, 1997	No. 8	Wake Forest	Greensboro, NC	L	65-66

1997-98					
Date	Ranking	Opponent	Site	W/L	Score
Nov. 26, 1997	No. 11	Connecticut	New York, NY	W	67-60
Nov. 28, 1997	No. 2	Kansas	New York, NY	L	58-73
Dec. 1, 1997	No. 1	North Carolina	Tallahassee, FL	L	73-81
Dec. 23, 1997	No. 5	Arizona	Tallahassee, FL	W	84-79
Jan. 10, 1998	No. 2	Duke	Tallahassee, FL	L	63-75
Jan. 24, 1998	No. 2	North Carolina	Chapel Hill, NC	L	55-103
Feb. 7, 1998	No. 25	Maryland	Tallahassee, FL	L	62-68
Feb. 10, 1998	No. 2	Duke	Durham, NC	L	72-86
Mar. 13, 1998	No. 15	Texas Christian	Oklahoma City, OK	W	96-87

1998-99					
Date	Ranking	Opponent	Site	W/L	Score
Jan. 6, 1999	No. 11	North Carolina	Tallahassee, FL	L	54-72
Jan. 12, 1999	No. 25	Clemson	Tallahassee, FL	W	70-64
Jan. 16, 1999	No. 2	Duke	Durham, NC	L	73-98
Jan. 27, 1999	No. 4	Maryland	College Park, MD	L	87-107
Feb. 7, 1999	No. 12	North Carolina	Chapel Hill, NC	L	64-98
Feb. 17, 1999	No. 1	Duke	Tallahassee, FL	L	59-85
Feb. 27, 1999	No. 5	Maryland	Tallahassee, FL	L	75-84
Mar. 5, 1999	No. 5	Maryland	Charlotte, NC	L	69-93

1999-00					
Date	Ranking	Opponent	Site	W/L	Score
Nov. 19, 1999	No. 7	Florida	Gainesville, FL	L	61-96
Nov. 23, 1999	No. 11	Temple	Tallahassee, FL	L	59-69
Dec. 5, 1999	No. 7	Auburn	Auburn, AL	L	54-55
Jan. 16, 2000	No. 6	Duke	Tallahassee, FL	L	54-85
Jan. 29, 2000	No. 21	North Carolina	Chapel Hill, NC	W	76-71
Jan. 29, 2000	No. 22	Maryland	Tallahassee, FL	L	63-82
Feb. 16, 2000	No. 3	Duke	Durham, NC	L	68-101
Mar. 1, 2000	No. 17	Maryland	College Park, MD	L	70-85
Mar. 10, 2000	No. 20	Maryland	Charlotte, NC	L	61-82

2000-01					
Date	Ranking	Opponent	Site	W/L	Score
Nov. 17, 2000	No. 11	Florida	Tallahassee, FL	L	70-85
Nov. 24, 2000	No. 22	DePaul	Anchorage, AK	L	74-80
Jan. 4, 2001	No. 3	Duke	Tallahassee, FL	L	72-89
Jan. 10, 2001	No. 6	Wake Forest	Winston-Salem, NC	L	53-76
Jan. 14, 2001	No. 16	Maryland	Tallahassee, FL	L	55-76
Jan. 16, 2001	No. 13	Virginia	Charlottesville, VA	L	71-89
Jan. 20, 2001	No. 6	North Carolina	Tallahassee, FL	L	70-80
Feb. 4, 2001	No. 2	Duke	Durham, NC	L	58-100
Feb. 10, 2001	No. 15	Wake Forest	Tallahassee, FL	L	65-71
Feb. 14, 2001	No. 18	Maryland	College Park, MD	W	74-71
Feb. 17, 2001	No. 15	Virginia	Tallahassee, FL	L	66-69
Feb. 22, 2001	No. 2	North Carolina	Chapel Hill, NC	L	67-95

2001-02					
Date	Ranking	Opponent	Site	W/L	Score
Nov. 16, 2001	No. 6	Florida	Gainesville, FL	L	47-88
Dec. 16, 2001	No. 19	Wake Forest	Winston-Salem, NC	L	72-93
Jan. 6, 2002	No. 1	Duke	Tallahassee, FL	W	77-76
Jan. 20, 2002	No. 10	Virginia	Charlottesville, VA	L	74-91
Jan. 26, 2002	No. 3	Maryland	College Park, MD	L	63-84
Feb. 2, 2002	No. 24	Wake Forest	Tallahassee, FL	L	80-89
Feb. 7, 2002	No. 1	Duke	Durham, NC	L	49-80
Feb. 20, 2002	No. 22	Virginia	Tallahassee, FL	W	66-59
Feb. 27, 2002	No. 2	Maryland	Tallahassee, FL	L	63-96
Mar. 8, 2002	No. 2	Maryland	Charlotte, NC	L	59-85

2002-03					
Date	Ranking	Opponent	Site	W/L	Score
Dec. 6, 2002	No. 8	Florida	Tallahassee, FL	L	57-58
Dec. 22, 2002	No. 23	North Carolina	Tallahassee, FL	L	48-69
Jan. 11, 2003	No. 21	Maryland	College Park, MD	L	62-69
Jan. 26, 2003	No. 17	Wake Forest	Winston-Salem, NC	L	60-71
Feb. 2, 2003	No. 5	Duke	Tallahassee, FL	W	75-70
Feb. 12, 2003	No. 15	Maryland	Tallahassee, FL	L	72-74
Feb. 26, 2003	No. 12	Wake Forest	Tallahassee, FL	L	56-60
Mar. 6, 2003	No. 10	Duke	Durham, NC	L	56-72
Mar. 13, 2003	No. 9	Wake Forest	Greensboro, NC	L	61-69

COACHING HISTORY



Don Loucks
5-13
(1947-48)

Don Loucks, one of the most respected members of the Florida State athletic family, was the first coach of men's intercollegiate basketball at FSU. He guided the team to a 5-13 record during the 1947-48 season.

Loucks would go on to become a member of FSU's Hall of Fame after six decades with the University. The tennis courts at FSU are named in honor of Don Loucks.

Year	W	L	Pct.
1947-48 Don Loucks	5	13	.277



J.K. Kennedy
236-208
(1948-66)

J.K. Kennedy was better known as "Bud" during his 18 years as head coach of the Florida State program. A warm and compassionate man, Kennedy led the Seminoles from a limited program to major college status. He compiled a record of 236-208 from 1948-49 to 1965-66. His finest single season came in 1954-55 when he coached the Tribe, led by future Hall of Famers Jimmy Oler and Ham Wernke, to a 22-4 record.

Year	W	L	Pct.
1948-49 J. K. "Bud" Kennedy	12	12	.500
1949-50 J. K. "Bud" Kennedy	14	10	.583
1950-51 J. K. "Bud" Kennedy	18	9	.667
1951-52 J. K. "Bud" Kennedy	5	20	.200
1952-53 J. K. "Bud" Kennedy	11	11	.500
1953-54 J. K. "Bud" Kennedy	13	7	.650
1954-55 J. K. "Bud" Kennedy	22	4	.846
1955-56 J. K. "Bud" Kennedy	16	9	.640
1956-57 J. K. "Bud" Kennedy	9	17	.346
1957-58 J. K. "Bud" Kennedy	9	16	.360
1958-59 J. K. "Bud" Kennedy	8	15	.347
1959-60 J. K. "Bud" Kennedy	10	15	.400
1960-61 J. K. "Bud" Kennedy	14	10	.583
1961-62 J. K. "Bud" Kennedy	15	8	.651
1962-63 J. K. "Bud" Kennedy	15	10	.600
1963-64 J. K. "Bud" Kennedy	14	14	.500

Year	W	L	Pct.
1964-65 J. K. "Bud" Kennedy	16	10	.615
1965-66 J. K. "Bud" Kennedy	15	11	.577
Total	236	208	.532



Hugh Durham
229-96
(1966-78)

Hugh Durham's tenure at Florida State included four 20-win seasons and saw the program play for the national championship in 1972. Durham led the Seminoles to a 229-96 record and his .705 winning percentage was among the nation's best. He took FSU to three NCAA Tournaments.

Durham also made an impact with the Florida State program as a player in the late 1950s. From 1956-59 he scored 1,381 points, an average of 18.9 per game. His name is still prominent in many FSU records lists.

Year	W	L	Pct.
1966-67 Hugh Durham	11	15	.423
1967-68 Hugh Durham	19	8	.704
1968-69 Hugh Durham	18	8	.692
1969-70 Hugh Durham	23	3	.885
1970-71 Hugh Durham	17	9	.654
1971-72 Hugh Durham	27	6	.818
1972-73 Hugh Durham	18	8	.692
1973-74 Hugh Durham	18	8	.692
1974-75 Hugh Durham	18	8	.692
1975-76 Hugh Durham	21	6	.778
1976-77 Hugh Durham	16	11	.593
1977-78 Hugh Durham	23	6	.793
Total	229	96	.705



Joe Williams
129-105
(1978-86)

Joe Williams took over as head coach of the Seminoles in 1978 after very successful stops at Jacksonville (1964-70) and Furman (1970-78). He led the FSU program for eight seasons and won 129 games while losing 105. He took Florida State to the NCAA Tournament in 1979-80 (1-1) and to the National Invitational Tournament in 1983-84 (1-1). The Seminoles had two 20-win seasons under his leadership.

Year	W	L	Pct.
1978-79 Joe Williams	19	10	.655
1979-80 Joe Williams	22	9	.710
1980-81 Joe Williams	17	11	.607
1981-82 Joe Williams	11	17	.392
1982-83 Joe Williams	14	14	.500
1983-84 Joe Williams	20	11	.645
1984-85 Joe Williams	14	16	.467
1985-86 Joe Williams	12	17	.414
Total	129	105	.551



Pat Kennedy
202-131
(1986-1997)

Pat Kennedy is credited with leading the Florida State program back to national prominence. Kennedy registered a Metro Conference regular season and tournament championship before the school joined the ACC in 1991-92.

Kennedy led the Seminoles to five NCAA Tournament berths and two NIT appearances in his 11 years. FSU advanced to the Elite Eight of the 1993 NCAA Tournament, marking the second-best season in FSU history.

Florida State went 202-131 under Kennedy, posting a .607 winning percentage in his 11 seasons. Kennedy set a record for road wins and total ACC wins by a first-year coach with six and 11 respectively, in 1991-92.

Year	W	L	Pct.
1986-87 Pat Kennedy	19	11	.633
1987-88 Pat Kennedy	19	11	.633
1988-89 Pat Kennedy	22	8	.733
1989-90 Pat Kennedy	16	15	.516
1990-91 Pat Kennedy	21	11	.656
1991-92 Pat Kennedy	22	10	.687
1992-93 Pat Kennedy	25	10	.714
1993-94 Pat Kennedy	13	14	.481
1994-95 Pat Kennedy	12	15	.444
1995-96 Pat Kennedy	13	14	.481
1996-97 Pat Kennedy	20	12	.625
Total	202	131	.607

COACHING HISTORY



Steve Robinson
64-86
(1997-2002)

Steve Robinson was named the sixth head coach in Florida State basketball history on July 1, 1997 and he made an immediate impact on the Seminole program. Robinson's first season at FSU saw the Tribe return to national prominence. Florida State went 18-14, earned an at-large bid to the NCAA Tournament and advanced to the tourney's second round. The Seminoles also reappeared in the Associated Press Top 25 with a peak at No. 13, finished as Preseason National Invitational Tournament runners-up and defeated defending national champion Arizona.

Year	W	L	Pct.
1997-98 Steve Robinson	18	14	.563
1998-99 Steve Robinson	13	17	.433
1999-00 Steve Robinson	12	17	.414
2000-01 Steve Robinson	9	21	.300
2001-02 Steve Robinson	12	17	.414
Total	64	86	.427



Leonard Hamilton
14-15
(2002-Pr.)

Leonard Hamilton was named Florida State's seventh head coach on March 19, 2002. He led the Seminoles to a 14-15 record during his first season, marking an improvement of two wins from the previous season. Hamilton led the Seminoles to victories in his first three games and six of his first seven. His first victory as Florida State's head coach came against Savannah State. Hamilton led the Seminoles past No. 5 ranked Duke in Tallahassee for his first win over a ranked team in his first season as the Seminoles' head coach. He became the first basketball coach in school history with professional coaching experience after serving as the head coach of the Washington Wizards during the 2000-01 season.

OVERALL FLORIDA STATE COACHING RECORD

Years	W	L	Pct.
56	879	654	.573

Year	W	L	Pct.
2002-03 Leonard Hamilton	14	15	.483
Total	14	15	.483

FSU ALL-TIME MEN'S BASKETBALL ASSISTANT COACHES

Baxter, Jim	1996-97
Benjamin, Lee	1953-57
Bolton, Bill	1970-74
Branscum, Cleve	1967-69
Carlson, Tom	1986-97
Cautero, Vince	1988-92
Clendinen, Bill	1966-70
Cotten, Russell	1985-86
Crawford, Coleman	1997-02
Dewar, John	1963-64
Dotson, Bob	1978-80
Durham, Hugh	1959-66
Gay, Larry	1974-78
Giles, Stephen	2000-02
Gilmore, Frank	
Hands, Lorenzo	
Hunt, Michael	
Jackson, Tony	
Jaskulski, Mike	
Joler, Jim	
Jones, John	
Jones, Stan	
Juhlin, Tim	
Kelly, Lake	
Kennedy, Wally	
Lawson, Al	
Long, Mike	
McHone, Morris	
Marsh, Donnie	
Miles, Bobby	
Morgan, Rex	
Petriccione, Rich	
Platt, Jim	
Pons, Jackie	
Powers, Fred	
Powless, John	
Sodec, John	
Sheals, Tony	
Welsh, Tim	
Whitmer, Bob	
Wilkes, Rob	
Williams, Steve	
Williamson, Kenny	
Wingate, Matt	
Zimroth, David	

1978-82
1994-95
1986-88
1982-84
2002-Present
1956-59
1978-80
2002-Present
1998-00
1963-64
1986-87
1971-74
1953-59
1970-78
1995-97
1984-85
1980-86
1986-89
1997-00
1982-86
1960-63
1959-60
1976-78
2002-Present
1986-88
1952-53
2000-02
1980-86
1989-94
1997-98
1986-96



Don Loucks
1947-48



J.K. "Bud" Kennedy
1948-66




Hugh Durham
1966-78



Joe Williams
1978-86



Pat Kennedy
1986-97




Steve Robinson
1997-2002

BASKETBALL LETTERMAN CLUB

(year indicates finish of season, i.e. 1996-97 is listed as 97)

A

Abraham, Ansley.....1974
Adams, Arthur.....1949
Aldridge, Archie.....1974



Damous Anderson
1999, 00

Allen, Herbert.....1976
Allen, Randy.....1984, 85, 86, 87
Anderson, Damous.....1999, 00
Anderson, David.....2000, 01, 02
Anderson, Kris.....1977, 78, 79, 81
Archer, Bill.....1959
Arnold, Granville.....1983, 84
Arnold, Rodney.....1980, 81
Arrington, Delvon.....1999, 00, 01, 02
Artmeier, Richard.....1953, 54, 55
Ashworth, Rufus.....1960, 61, 62

B

Baker, Terrell.....1998, 99
Barber, Pee Wee.....1986, 87
Barnes, Joey.....1988, 89, 90




Terrell Baker
1998, 99

Barrow, Tim.....1968
Bate, Don.....1958
Benjamin, Lee.....1949
Benson, Rick.....1952, 53
Biggs, Donald.....1966
Bloodworth, John.....1966
Boltz, Daniel.....1958, 59
Boyd, Aubry.....1988, 89, 90, 91
Bozeman, James.....1978, 79, 81
Bracy, J. D.....2002
Brennan, John.....1975
Brodie, Mark.....1975
Brower, Geoff.....1996, 97
Brown, Murray.....1977, 78, 79, 80
Brownard, Dave.....1973, 74
Bryant, Nick.....1994
Bulser, Larry.....1964
Burke, Dennis.....1973, 74
Burst, Thomas.....1953

Burt, John.....1969, 70, 71
Bush, Ken.....1969
Byrd, Carlton.....1974, 75, 76, 77

C

Cable, Randy.....1968, 69, 70
Calkin, Jim.....1972
Callier, Benson.....2003



Tony Carter
1985, 86, 87

Campbell, Rick.....1967
Carroll, Derrick.....1993, 95
Carter, Tony.....1985, 86, 87
Cassell, Sam.....1992, 93
Casteel, Robert.....1957, 58, 59, 60
Chassee, Richard.....1974, 75
Chatman, Ed.....1979
Chlebek, Matt.....1998, 99, 00
Choice, Raleigh.....1986, 87
Clyde, Benny.....1973
Cole, Otis.....1972, 73, 74
Collins, James.....1994, 95, 96, 97
Collinsworth, Greg.....1979, 80, 81
Coogie, Faurest.....1961, 62, 63
Copeland, Chad.....1990
Cotton, Bill.....1961
Cowens, Dave.....1968, 69, 70
Cox, Jerry.....1978, 79, 80
Crawford, Adrian.....1999, 00, 01
Cummings, Monte.....2001, 02
Cundy, Tom.....1952, 53, 54, 55
Curry, Avery.....1995, 96

D

Danford, Richard.....1966, 67, 68
Davis, Harry.....1975, 76, 77, 78
Davis, Jack.....1960, 61, 62



Harry Davis
1975, 76, 77, 78

Davis, LaRae.....1985, 87
Dawson, Tony.....1988, 89
Deas, Devonaire.....1997
Deckle, Burt.....1958

Dellehan, Tom.....1953
DePathy, Bob.....1968
Dillard, Mickey.....1977, 78, 80, 81
Dixon, Antwuan.....1999, 00, 01, 02
Dixon, Nigel.....2000, 01, 02
Dobard, Rodney.....1990, 91, 92, 93
Donald, Ray.....1992
Doyle, Kenneth.....1967, 68
Durham, Hugh.....1957, 58, 59

E


Edney, Tim.....1961
Edwards, Douglas.....1991, 92, 93
Ek, Bob.....1962, 63
Elizy, Vernell.....1970, 71



Tim Edney
1961

F

Fairchild, Charles.....1965, 66
Farrar, Joe.....1984, 85
Fedor, Dave.....1960, 61, 62



Dave Fedor
1960, 61, 62

Fells, Oren.....2003
Fischer, Louis.....1950, 51, 52
Fitchett, Jerome.....1985, 86, 87, 88
Fryer, Artie.....1972

G

Galloway, Todd.....2003
Garcia, Thomas.....1956, 57
Garrett, Rowland.....1970, 71, 72
Gay, Larry.....1971, 72, 73
Gies, Jan.....1968, 69, 70
Gilmore, Oren.....1981, 81
Gipson, Alton Lee.....1984, 85
Giswold, Bill.....1963
Glenn, Bill.....1966, 67
Glover, Roy.....1970
Gonzalez, Pete.....1963, 64, 65
Gordon, Duane.....1952, 53
Grabuloff, David.....1994
Grady, Greg.....1973, 74, 75, 76
Graham, Chuck.....1990, 91, 92, 94



Greg Grady
1973, 74, 75, 76

Greer, LaMarr.....1995, 96, 97, 98
Gregory, Stu.....1957
Gruhl, Stephen.....1992
Guckenberger, Buzz.....1955, 59

H

Hale, Ron.....1997, 98, 99, 00
Hands, Lorenzo.....1989, 90, 91, 93
Harris, Eugene.....1974, 75, 76, 77



Tat Hunter
1986, 87, 88, 89

Harris, Ron.....1970, 71, 72
Harrison, John.....1974, 75
Hartman, Bob.....1951
Harvey, Trevor.....2002, 03
Haywood, Marcell.....2001, 02, 03
Hilaman, Sheldon.....1948
Hogan, Jeff.....1967, 68, 69
Huge, Cal.....1963
Hunter, Tat.....1986, 87, 88, 89

J

Jackson, Randell.....1996, 97, 98
Jackson, Tony.....1977, 78, 79, 80
Jacoby, Leroy.....1956, 57, 58



Michael Johnson
1982, 83, 84

BASKETBALL LETTERMAN CLUB (year indicates finish of season, i.e. 1996-97 is listed as 97)

Johnson, Brad1988
 Johnson, Michael.....1982, 83, 84
 Johnson, Nate2003
 Johnson, Otis1973
 Joiner, Michael.....2001, 02, 03

K

Karasek, Tony1986, 87
 Kerner, Jonathon.....1993, 94
 Kimrey, Lannie.....1969



Dale Klay
1969, 70

King, Ron1971, 72, 73
 Klay, Dale1969, 70
 Krieg, Adam2002
 Kuhl, Donnie1977, 78, 79, 81
 Kundid, Michael.....1976

L

Lanigan, Robert1947
 Leakey, Ken1964, 65, 66
 Leitch, Colin1966



Kirk Luchman
1994, 95, 96, 97

Litkey, Jim1958, 59
 Long, Charlie1961, 62, 63
 Loucks, Donald1948
 Louis, Corey1995, 96, 97, 98
 Lovell, Bobby1963, 64, 65
 Lowery, Ryan2001, 02
 Luchman, Kirk1994, 95, 96, 97
 Lyttle, Jim1966

M

Mabry, Thomas1985, 86
 Macklin, Kenneth1969, 70
 Malmen, Ronald1965, 66
 Mann, Hank1975, 78, 79
 Marsee, Bud1950, 51
 Martello, Vince1983, 84
 Martin, Terry1985
 Matchett, Scott1981
 Mateer, Craig1986, 87



Maurice Myrick
1982, 83, 84, 85


Mathews, Mike2001, 02, 03
 Mathis, Emanuel1999, 00
 Maxwell, Hosea1948
 Mayes, Tharon1988, 89, 90
 McCloud, George1986, 87, 88, 89
 McComber, Darryl.....1969, 70
 McCrary, Benjamin.....1947
 McCrary, Lawrence.....1972, 73, 74
 Menacof, Nick1959
 Miles, Blake1990
 Miles, Bobby1982, 83, 84
 Miller, Ron1990, 91
 Mitchell, Derrick1988, 89
 Moran, Nate2001, 02, 03
 Morison, Bruce1965, 66
 Morrison, Ian1967
 Mott, Justin1999, 00
 Mulligan, Kyle1995, 96, 97, 98
 Murphy, Brian1965, 66, 67
 Murray, Pete2001
 Myers, Derrick1991
 Myrick, Maurice1982, 83, 84, 85

N

Nemergut, Ron1971
 Nettles, Ronald.....1949

O

Oler, Jim1953, 54, 55, 56
 Osteen, Billy1948



Ronald Nettles
1949

P

Parker, William1948
 Parks, Bobby1978, 79, 80, 81
 Patton, Wayne1955, 56
 Pavy, James1948
 Peacock, William.....1961, 64, 65
 Pence, Robert1950, 51, 52, 53
 Perkins, Zach1973, 74, 75, 76
 Petty, Otto1971, 72, 73
 Phillips, William1966
 Phillip, Raphael1982, 83



Bobby Parks
1978, 79, 80, 81

Pickett, Tim2003
 Pierre, Gibson1999
 Polite, Michael.....1988, 90, 91

R

Reeves, Dale1963
 Reid, Andre1991, 92, 94, 95
 Reynolds, Carl1968, 69



Elvis Rolle
1980, 81

Richardson, Anthony2002, 03
 Richardson, Jimtom1952
 Richter, John1959
 Ricketts, Dale1961, 62, 63
 Robinson, Maurice1993, 94
 Rogers, Peter1963, 64
 Rolle, Elvis1980, 81
 Ross, David1967, 68
 Royals, Reggie1971, 72, 73

S

Salters, Jessie1991
 Samuel, Greg1971, 72
 Savage, Jim1959



Scott Shepherd
1993, 94, 95, 96

Schull, Gary1964, 65, 66
 Shabazz, Karim1998
 Shaffer, David1986
 Shaffer, Dean1984, 85
 Shepherd, Scott1993, 94, 95, 96
 Shirley, Jerry1963, 64, 65
 Simmons, James1974, 75
 Simmons, Oliver1998, 99, 00
 Smalls, Wayne1974, 75, 76, 77
 Smith, James1976, 77, 78
 Smith, Jerry1960, 61
 Sparks, Gentry1996
 Speights, David1982, 83, 84, 85
 Stewart, Darryle1966, 67, 68
 Stitt, Cyril1973, 74, 75
 Strom, Larry1957
 Summers, Steve1967
 Sura, Bob1992, 93, 94, 95
 Swain, Ray1960, 61, 62

T

Thomas, Irving1989, 90
 Thompson, David1976, 77, 78
 Thompson, Kerry1997, 98



David Thompson
1976, 77, 78

Thompson, Ronald1998, 99
 Tinsley, Charlie1959
 Tookes, Pernell1979, 80, 81
 Towey, Jim1974, 75, 76, 77
 Trammell, Jeffrey1976
 Tucker, Rodney2000
 Twomey, Fred1957

V

Vetica, Dave1977

W

Waits, Robert1957
 Waleskowski, Adam2002, 03
 Wallace, Jim1964



Dave Vetica
1977

BASKETBALL LETTERMAN CLUB

(year indicates finish of season, i.e. 1996-97 is listed as 97)

Ward, Bob	1957
Ward, Charlie1991, 92, 93, 94	
Warren, Larry1974, 75, 76	
Watson, Ronald1982, 83, 84	
Wells, Byron1989, 90, 92, 93	
Wernke, Ham1953, 54, 55	
Westhafer, Jerry1952, 53, 58	
Westhafer, Joe	1957
White, David1988, 89, 90, 91	
Wiggins, Mitchell	1982, 83
Wightman, Will	2003
Wilkes, Scott	1982, 83
William, Tony	1982, 83, 84
Williams, Bob	1956, 57
Williams, Ernie	1948
Williams, Joseph	1957, 58, 59
Williams, Willie	1969, 70




Byron Wells
1989, 90, 92, 93

Wilson, Andrew	2001
Winter, Ross	1963, 64
Wold, Gary	1953, 54
Woodard, Wayne	1975
Wooden, Tim	1995, 96
Wright, William	1972
Wursbach, Ed	1955, 56
Wyman, Jr., Orlando	1948, 49, 50

Y

Young, Ed	1980, 81
Young, Skip	1969, 70, 71



Ed young
1980, 81

FLORIDA STATE AWARD WINNERS

ALL-ACC SELECTIONS

1991-92	Sam Cassell (2nd Team)
	Douglas Edwards (2nd Team)
1992-93	Sam Cassell (2nd Team)
	Douglas Edwards (2nd Team)
	Bob Sura (2nd Team)
1993-94	Bob Sura (1st Team)
1994-95	James Collins (3rd Team)
	Bob Sura (2nd Team)
1995-96	James Collins (3rd Team)
1996-97	James Collins (2nd Team)
1998-99	Ron Hale (3rd Team)
1999-00	Damous Anderson (3rd Team)
	Ron Hale (3rd Team)
2001-02	Delvon Arrington (HM)
	Monte Cummings (HM)
2002-03	Tim Pickett (2nd Team)

ACC ALL-ROOKIE TEAM

1994-95	Corey Louis
2000-01	Michael Joiner
2001-02	Anthony Richardson (HM)

ALL-ACCTOURNAMENT

1991-92	Charlie Ward (2nd Team)
---------	-------------------------

ACC PLAYER OF THE WEEK

1991-92	Sam Cassell
1992-93	Sam Cassell
	Bob Sura
1993-94	Bob Sura
1994-95	Bob Sura
1996-97	James Collins (2 Times)
1997-98	LaMarr Greer
1999-00	Damous Anderson
2001-02	Monte Cummings
2002-03	Todd Galloway

ACC ROOKIE OF THE WEEK

1991-92	Bob Sura (3 Times)
1992-93	Derrick Carroll
	Maurice Robinson
1993-94	James Collins
1994-95	Corey Louis
2000-01	Michael Joiner (2 Times)
2001-02	Anthony Richardson
2002-03	Todd Galloway

ALL-ACC ACADEMIC

1991-92	Ron Miller
1992-93	Charlie Ward
1997-98	Kyle Mulligan
1998-99	Oliver Simmons
1999-00	Oliver Simmons
2000-01	David Anderson
2001-02	Michael Joiner
	Anthony Richardson

ACC HONOR ROLL SELECTIONS

1991-92	Ron Miller
	Charlie Ward
	Byron Wells
	Stephen Gruhl
1992-93	Charlie Ward
	Charlie Ward
1993-94	Charlie Ward
1994-95	None
1995-96	Jay Nasworthy
1996-97	Kyle Mulligan
1997-98	Kyle Mulligan
	Oliver Simmons
1998-99	Matt Chlebek
	Chris Hull
	Oliver Simmons
	Ronald Thompson
1999-00	David Anderson
	Emanuel Mathis
	Oliver Simmons
2000-01	David Anderson
	Marcell Haywood
	Ryan Lowery
2001-02	David Anderson
	Marcell Haywood
	Michael Joiner
	Ryan Lowery
	Anthony Richardson
	Andrew Wilson
2002-03	Orenn Fells
	Todd Galloway
	Marcell Haywood
	Michael Mathews
	Will Wightman
	Andrew Wilson

ANTHONY J. MCKELVIN AWARD - ACC ATHLETE OF THE YEAR

1993	Charlie Ward
1994	Charlie Ward

METRO CONFERENCE PLAYER OF THE YEAR

1988-89	George McCloud
---------	----------------

METRO CONFERENCE NEWCOMER OF THE YEAR

1983-84	Alton Lee Gipson
---------	------------------

METRO CONFERENCE COACH OF THE YEAR

1977-78	Hugh Durham
---------	-------------

ALL-METRO CONFERENCE SELECTIONS

1976-77	David Thompson (2nd Team)
1977-78	Harry Davis (1st Team)
	Mickey Dillard (2nd Team)
1978-79	Murray Brown (1st Team)
	Tony Jackson (2nd Team)
1979-80	Murray Brown (1st Team)
	Mickey Dillard (1st Team)
1980-81	Mickey Dillard (2nd Team)
	Elvis Rolle (2nd Team)
1981-82	Mitchell Wiggins (1st Team)
1982-83	Mitchell Wiggins (1st Team)
1983-84	Alton Lee Gipson (1st Team)
1984-85	Randy Allen (2nd Team)
	Alton Lee Gipson (2nd Team)
1985-86	Randy Allen (2nd Team)
1986-87	Pee Wee Barber (1st Team)
1987-88	George McCloud (1st Team)
1988-89	George McCloud (1st Team)

ALL-METRO CONFERENCE FRESHMAN TEAM

1981-82	David Speights
1983-84	Randy Allen
1987-88	Michael Polite


ALL-METRO CONFERENCE TOURNAMENT

1977-78	Eugene Harris
1978-79	Murray Brown
1979-80	Elvis Rolle
1983-84	Alton Lee Gipson
1984-85	Alton Lee Gipson
	Dean Shaffer
1985-86	Pee Wee Barber
1987-88	George McCloud
1988-89	George McCloud

METRO CONFERENCE TOURNAMENT**OUTSTANDING PLAYER**

1984-85	Dean Shaffer
---------	--------------

FLORIDA STATE'S ALL-AMERICANS



- **Dave Cowens**
- **All-America 1970**
- **6-9, Center**
- **Hometown: Newport, Ken.**
- **Played: 1968-70**

All-America second team by Converse in 1970 ... considered to be the greatest player in school history ... averaged a career double-double of 18.9 points and 17.2 rebounds during his 78-game career as a member of the Florida State varsity from 1968-1970 ... led Florida State to its first ever NCAA Tournament appearance during the 1968 season ... the Seminoles had a 19-8 record in 1968 ... owns most Seminole rebounding records

including rebounds in a season (456 in 1968) and rebounds in a career (1,340) ... 31 rebounds against Louisiana State on Dec. 16, 1967 is the second highest single-game total in school history ... 20 or more rebounds a school-record six times during his career ... is one of only two players in school history to have recorded more than 1,000 career rebounds ... eighth in school history with 582 career field goals made ... ninth in school history with 315 career free throws made ... he was the fourth overall selection in the first round of the 1970 NBA draft by Red Auerbach and the Boston Celtics ... averaged 17 points and 15 rebounds as a rookie and earned NBA Rookie of the Year honors ... in 1973, he was named the All-Star and league Most Valuable Player ... played in seven NBA all-star games during his


career ... helped lead the Celtics to the NBA world championship in both 1974 and 1976 ... inducted into the NBA Hall of Fame in 1991 and soon after was named as one of the NBA's greatest 50 players ... as the head coach of the Charlotte Hornets in 1997 and 1998, he led them into the playoffs and won 60 percent of his games during those two seasons.

- **Ron King**
- **All-America 1972**
- **6-4, Forward**
- **Hometown: Louisville, Ken.**
- **Played: 1971-73**


All-America third-team by The Sporting News in 1972 ... ranks 17th in school history in scoring with 1,261 points ... named Most Valuable Player of the Midwest Regional as he led Florida State to the 1972 National Championship game ... holds two of the school's top 12 single season scoring marks ... 589 points in 1971 is the ninth highest single season total while 573 points in 1972 is the 12th-highest ... scored 46 points against Georgia Southern on Feb. 11, 1971 ... made a single game school-record 21 field goals in setting the school record for points in a single game ... is tied for 4th in school-history with a 19.6 career points per game average ... is No. 5 on the Florida State career scoring average list with a 22.7 mark during the 1971 season ... led the

Seminoles with a 22.7 points per game scoring average during the 1970-71 season ... led the team in scoring with a 17.9 points per game scoring average during the 1971-72 season ... also led the team from the free throw line during his junior season with a 74.1 percent mark ... helped lead the Seminoles to the in-season tournament championships of the Civitan Classic, the Far West Classic and the Senior Bowl tournament during the 1971-72 season ... Florida State won a school-record 27 games in 1972 as they advanced to the NCAA Championship game and King earned All-America honors ... Florida State fell, 81-76, to John Wooden and UCLA at Pauley Pavilion in the 1972 NCAA Championship game ... was a fourth-round selection of the Golden State


Warriors in 1973 and played for the Kentucky Colonels during the 1973-74 season.




Seminoles in the Pros



Irving Thomas



Doug Edwards



Randall Jackson

ALL-TIME DRAFT SELECTIONS

- 1962 Dave Fedor (third, Philadelphia)
- 1966 Gary Schull (sixth, Cincinnati)
- 1970 Dave Cowens (first, #4 overall, Boston)
Willie Williams (third, Boston)
- 1971 Skip Young (seventh, Boston)
Vernell Elzy (eighth, Phoenix)
- 1972 Rowland Garrett (fifth, Boston)
- 1973 Ron King (fourth, Golden State)
Reggie Royals (fifth, Philadelphia)
- 1974 Bennie Clyde (fifth, Boston)
Lawrence McCray (sixth, New Orleans)
- 1978 Harry Davis (second, Cleveland)
David Thompson (fifth, Buffalo)
- 1980 Murray Brown (fourth, Cleveland)
Tony Jackson (fourth, L.A. Lakers)
- 1981 Elvis Rolle (second, Los Angeles)
Mickey Dillard (third, Cleveland)
Kris Anderson (fourth, Milwaukee)
- 1983 Mitchell Wiggins (second, Indiana)
- 1984 Vince Martello (seventh, Detroit)
Tony William (seventh, Milwaukee)
- 1985 Dean Shaffer (fifth, Washington)
Alton Lee Gipson (seventh, Sacramento)
- 1986 David Shaffer (fourth, Portland)
- 1987 Pee Wee Barber (fourth, Portland)
- 1989 George McCloud (first, #7 overall, Indiana)
- 1993 Doug Edwards (first, #15 overall, Atlanta)
Sam Cassell (first, #24 overall, Houston)
- 1994 Charlie Ward (first, #26 overall, New York)
- 1995 Bob Sura (first, #17 overall, Cleveland)
- 1997 James Collins (second, Philadelphia)

FIRST ROUND DRAFT SELECTIONS

Player, Team	Year	Overall Selection
Dave Cowens, Boston	1970	4
George McCloud, Indiana	1989	7
Doug Edwards, Atlanta	1993	15
Sam Cassell, Houston	1993	24
Charlie Ward, New York	1994	26
Bob Sura, Cleveland	1995	17

SEMINOLES BY ROUND

Round	No.	Round	No.
First Round Picks	6	Fifth	5
Second	4	Sixth	2
Third	3	Seventh	4
Fourth	6	Eighth	1

James Collins


SEMINOLES AS PRO COACHES

DAVE COWENS


- NBA Co-Rookie of the Year, 1970
- NBA Most Valuable Player, 1972
- NBA Basketball Hall of Fame
- NBA All-Time Team

Dave Cowens


Year	Team	Record	Postseason
1978-79	Boston	27-41	None
1996-97	Charlotte	54-28	East Conference First Round
1997-98	Charlotte	51-31	East Conference Semifinals
1998-99	Charlotte	4-11	None
2000-01	Golden State	17-65	None
	Boston Totals	27-41	.397
	Charlotte Totals	109-70	.609
	Golden State Totals	17-65	.207
	NBA Totals	153-176	.465




Tharon Mayes




Seminoles in the NBA



Sam Cassell



Charlie Ward



Bob Sura

All-Time Seminole NBA List

Florida State has 22 alumni that have played in the National Basketball Association or the American Basketball Association as of the conclusion of the 2003 season.

Randy Allen
Sacramento Kings (1989-90)

Sam Cassell
Houston Rockets (1993-96)
Phoenix Suns (1996)
Dallas Mavericks (1996-97)
New Jersey Nets (1997-99)
Milwaukee Bucks (1999-03)
Minnesota Timberwolves (2003-Present)

Bennie Clyde
Boston Celtics (1974-75)

James Collins
Los Angeles Clippers (1997-98)

Dave Cowens
Boston Celtics (1970-80)
Milwaukee Bucks (1982-83)

Harry Davis
Cleveland Cavaliers (1978-79)
San Antonio Spurs (1979-80)

Tony Dawson
Sacramento Kings (1990-91)
Boston Celtics (1995)

Mickey Dillard
Cleveland Cavaliers (1981-82)

Doug Edwards
Atlanta Hawks (1993-95)
Vancouver Grizzlies (1995-98)

Dave Fedor
San Francisco Warriors (1962-63)

Rowland Garrett
Chicago Bulls (1972-75)
Cleveland Cavaliers (1975-76)
Milwaukee Bucks (1976-77)

Randell Jackson
Washington Wizards (1999-00)

Tony Jackson
Los Angeles Lakers (1980-81)

Ron King
Kentucky Colonels (1973-74)

Tharon Mayes
Philadelphia 76'ers (1991-92)
Los Angeles Clippers (1992)

George McCloud
Indiana Pacers (1989-93)
Dallas Mavericks (1994-97)
New Jersey Nets (1997)
Los Angeles Lakers (1997)
Phoenix Suns (1997-99)
Denver Nuggets (1999-02)
Washington Wizards (2002)

Reggie Royals
San Diego Clippers (1974-75)

Bob Sura
Cleveland Cavaliers (1995-99)
Golden State Warriors (2000-03)
Detroit Pistons (2003-Present)

Irv Thomas
Los Angeles Lakers (1990-91)


Charlie Ward
New York Knicks (1994-Present)

Mitchell Wiggins
Chicago Bulls (1983-84)
Houston Rockets (1984-87, 1989-90)
Philadelphia 76'ers (1991-92)

Willie Williams
Boston Celtics (1970-71)
Cincinnati Royals (1970-71)

Seminoles

003-04 SCHEDULE



2003-2004 Florida State Basketball Schedule

Date	Opponent	Location	Time
November			
8 +	Global Sports	Tallahassee, Fla.	7:00 p.m.
17 +	Nike Elite	Tallahassee, Fla.	7:00 p.m.
21	Maine	Tallahassee, Fla.	7:00 p.m.
24 †	Georgetown College	Tallahassee, Fla.	7:00 p.m.
26	Nicholls State	Tallahassee, Fla.	7:00 p.m.
28	South Carolina State	Tallahassee, Fla.	5:30 p.m.
December			
1 **	Northwestern	Tallahassee, Fla.	7:00 p.m.
3	Mississippi	Tallahassee, Fla.	7:00 p.m.
6	Fairleigh Dickinson	Tallahassee, Fla.	2:00 p.m.
14	at Miami	Coral Gables, Fla.	4:00 p.m.
16-22	University of Pittsburgh	Tournament	
18 †	Wagner	Tallahassee, Fla.	7:00 p.m.
20 †	Chicago State	Pittsburgh, Pa.	4:00 p.m.
22 †	at Pittsburgh	Pittsburgh, Pa.	7:00 p.m.
28	Maryland	Tallahassee, Fla.	5:30 p.m.
30	at Stetson	DeLand, Fla.	8:00 p.m.
January			
3	at Florida	Gainesville, Fla.	1:00 p.m.
11	NC State	Tallahassee, Fla.	4:00 p.m.
13	at Clemson	Clemson, S.C.	7:00 p.m.

Date	Opponent	Location	Time
18 *	at Virginia	Charlottesville, Va.	1:00 p.m.
22	North Carolina	Tallahassee, Fla.	7:00 p.m.
25 *	Wake Forest	Tallahassee, Fla.	1:00 p.m.
29 *	at Duke	Durham, N.C.	9:00 p.m.
February			
1	Savannah State	Tallahassee, Fla.	2:00 p.m.
3 *	Georgia Tech	Tallahassee, Fla.	7:00 p.m.
8 *	at Maryland	College Park, Md.	1:00 p.m.
10 *	at NC State	Raleigh, N.C.	7:00 p.m.
14 *	Clemson	Tallahassee, Fla.	Noon
17 *	Virginia	Tallahassee, Fla.	7:00 p.m.
21 *	at North Carolina	Chapel Hill, N.C.	1:00 p.m.
25 *	at Wake Forest	Winston-Salem, N.C.	7:00 p.m.
29 *	Duke	Tallahassee, Fla.	8:00 p.m.
March			
6 *	at Georgia Tech	Atlanta, Ga.	4:30 p.m.
11-14^	at ACC Tournament	Greensboro, N.C.	TBA

+ Exhibition game * ACC Game
 ** ACC/Big Ten Challenge at Tallahassee, Fla.
 ^ ACC Tournament at Greensboro, N.C.
 † University of Pittsburgh Tournament

