



Review

A Look Back at the 2003-2004 Season





In 2003-04, Florida State becomes


“...one of the toughest road trips for any ACC team.”

— Andy Katz
ESPN.com

Continuing their drive back toward the top, the Seminoles knock off three top 10 teams in 14 days, crack the top 25, go to the NIT and set 10 school records.

F

lorida State won 19 games (its highest victory total since winning 20 games during the 1997 season), advanced to the second round of the NIT (its first appearance in a postseason national tournament since 1998), led the ACC with 296 3-point field goals made (the second consecutive season the Seminoles have led the conference in a statistical category), had a player earn All-America Honorable Mention honors (Tim Pickett, the first Seminole to earn All-America honors since 1995), had the same player earn All-ACC First-Team honors (Tim Pickett, only the second player in school history to earn All-ACC First-Team honors), established the school record for victories to open a season (10), set seven new school records (including those for 3-point shots made and attempted) and earned a national ranking for the first time since 1998 as head coach Leonard Hamilton and his staff continued to build the Seminoles into a program of significance in the ACC and nationally during the 2003-04 season.





In 2003-04, The Seminoles Continued To Build A Foundation As One Of The Nation's Best.

Seminoles Achieve National Ranking

opener. It marked the first time since January of 1998 that the Seminoles had earned a national ranking in men's basketball.

The Seminoles were 11-1 at the time of the ranking and played Stetson and Florida as a ranked team for the first time since the 1998 season. At 11-1, the Seminoles were off to the best start in school history since the 1971-72 Seminoles won 16 of their first 17 games. That team, led by Ron King, advanced to the championship game of the NCAA Tournament before falling to UCLA.

Seminoles Rank Among National Leaders

statistics for the 2003-04 season. The Seminoles ranked third in 3-point field goals made for the entire season (296), eighth in 3-point field goals made per game (9.0), 10th for 3-point field goals made in a single game (17 against Stetson, Dec. 28), 14th for single game free throw percentage (.950 against Georgia Tech, Feb. 3) and 21st in field goal percentage defense.

Florida State was ranked 25th in the ESPN/USA Today coaches' poll of Dec. 29 following its victory over No. 24-ranked Maryland in its ACC

Seminoles Rank As One Of The Nation's Stingiest Teams

held its opponents to .401 shooting percentage from the field. It marked the second consecutive season the Seminoles had ranked among the nation's leaders in field


Florida State remained stingy on defense under second-year head coach Leonard Hamilton as it

goal percentage defense; they ranked seventh in the nation during the 2002-03 season with a .391 mark.

FSUA Perfect "10"

games at least once during the 2003-04 season. The Seminoles won their first 10 games of the season to set a school record for wins to open a season.

Florida State was one of only 27 teams in the nation to win at least 10 consecutive



Florida State achieved its first national ranking in six years during the 2003-04 season.

2003-04:

FSU In The NCAA Statistics

- Third in the nation in total 3-point field goals made for the season (296)
- Eighth in the nation in 3-point field goals made per game (9.0)
- 21st in the nation in field goal percentage defense (.401)
- Tim Pickett, 10th in the nation in 3-point field goals made per game (3.3)
- Tim Pickett, third in the nation in total 3-point field goals made (110)
- Tim Pickett, 18th in the nation in steals per game (2.5)

Improved 3-Point And Free Throw Shooting Were Keys To A Successful 2003-04 Season.

Seminoles Set School Record For 3-Point Field Goals Made

Led by All-America Honorable Mention selection Tim Pickett, Florida State established a

school record with 296 3-point shots made during the 2003-04 season. Pickett made a near school-record 110 shots from long range and fell short of tying the existing school record of 115 by George McCloud by a mere five shots made. Freshman Von Wafer, who finished as Florida State's third leading scorer with a 7.9 points per game average, ranked second on the team with 42 3-point field goals made. Senior Nate Johnson led the Seminoles with a career-high .420 3-point field goal shooting percentage. On their way to netting 296 3-point field goals this season, the Seminoles established a single season school record with an average of 9.0 long-range shots made per game. Pickett led the ACC with a single season career-high 3.33 3-point shots made per game. The Seminoles' school-record 17 3-point shots made in their 87-72 victory over Stetson Dec. 30 ranked as the 10th highest total for a single game in the nation this season. During that victory over the Hatters, Nate Johnson was a perfect six-of-six from long range for a career-high 19 points.

Seminoles Bombing Away Under Hamilton

| Season | 3FGM | 3FGA | 3PCT. | Notes |
|---------------|------------|--------------|-------------|--|
| 2003-04 | 296 | 788 | .376 | ACC leaders in 3FGM/3FGA/second in 3FG% |
| 2002-03 | 166 | 559 | .332 | ACC ranked sixth in 3FGM/fifth in 3FGA/ninth in 3FG% |
| Totals | 482 | 1,347 | .358 | FSU averages 241 3FGM/last two years |

Seminoles On Top Of The ACC

| Season | Category | Mark | Notes |
|--------|---------------------|----------|---|
| 2004 | 3-Pt Fld Goals Made | 8.9 mppg | Seminoles establish single season school record |
| 2003 | Scoring Defense | 66.6 ppg | Lowest scoring defense mark since 1950-51 |
| 1995 | Blocked Shots | 6.2 bpg | Corey Louis ranked 20th nationally in bkcd shots |
| 1993 | Blocked Shots | 6.0 bpg | Seminoles advanced to Elite 8 of NCAA Tour. |
| 1992 | Steals | 9.4 spg | Florida State finished second in league standings |

Seminoles Nearly Perfect From The Free-Throw Line

The Seminoles enjoyed one of the top free throw shooting nights of any Division I team in the nation in 2003-04 when

they made 19 of 20 from the line for a .950 percentage against Georgia Tech Feb. 3, 2004. The Seminoles defeated the Yellow Jackets, 81-65, to hand the national finalists their most lopsided loss of the season (-16 points).

During that game, senior All-America Honorable Mention selection Tim Pickett was a perfect seven-of-seven from the line. The Seminoles' .950 percentage from the line ranked as the 14th best shooting game in the nation during the season.

Seminoles Lead ACC In 3-Point Field Goals Made

Led by All-America Honorable Mention selection Tim Pickett, Florida State led the ACC with an

average of 8.9 3-point field goals made per game. The Seminoles made a team-record 296 3-point shots during the season including a single game school record 17 against Stetson Dec. 30. It marked the fifth time since Florida State joined the ACC in 1992 (and second consecutive season) that the Seminoles had led the league in a statistical category. The Seminoles led the league in scoring defense during the 2002-03 season.

2003-2004 FLORIDA STATE RESULTS

| | | | |
|-----|---|----------------------|--------------|
| N8 | + | Global Sports | W, 83-68 |
| N17 | + | Nike Elite | W, 75-65 |
| N21 | | Maine | W, 69-49 |
| N24 | ! | Georgetown College | W, 81-67 |
| N26 | | Nicholls State | W, 99-54 |
| N28 | | South Carolina State | W, 81-46 |
| D1 | S | Northwestern | W, 71-53 |
| D3 | | Ole Miss | W, 66-60 |
| D6 | | Fairleigh Dickinson | W, 83-46 |
| D14 | | at Miami | W, 67-58 |
| D18 | ! | Wagner | W, 83-62 |
| D20 | ! | vs. Chicago State | W, 47-42 |
| D22 | ! | at Pittsburgh | L, 56-63 |
| D28 | * | Maryland | W, 79-75 |
| D30 | | at Stetson | W, 87-72 |
| J3 | | at Florida | L, 73-87 |
| J11 | * | NC State | L, 53-58 |
| J13 | * | at Clemson | L, 48-53 |
| J18 | * | at Virginia | L, 67-76 OT |
| J22 | * | North Carolina | W, 90-81 OT |
| J25 | * | Wake Forest | W, 75-70 |
| J29 | * | at Duke | L, 49-56 |
| F1 | * | Savannah State | W, 88-73 |
| F3 | * | Georgia Tech | W, 81-65 |
| F8 | * | at Maryland | L, 62-73 |
| F10 | * | at NC State | L, 59-75 |
| F14 | * | Clemson | W, 65-52 |
| F17 | * | Virginia | W, 76-57 |
| F21 | * | at North Carolina | L, 71-78 |
| F25 | * | at Wake Forest | L, 87-90 OT |
| F29 | * | Duke | L, 65-70 |
| M6 | * | at Georgia Tech | L, 60-63 |
| M12 | ^ | vs. NC State | L, 71-78 |
| M17 | # | at Wichita State | W, 91-84 2OT |
| M23 | # | Iowa State | L, 59-62 |

+ Exhibition Games, \$ ACC/Big Ten Challenge at Tallahassee, Fla.,

! University of Pittsburgh Invitational, * ACC Game,

^ ACC Tournament at Greensboro, N.C., # NIT Game

FINAL 2003-04 ACC STANDINGS

| Team | ACC | | | Overall | | |
|-------------------|----------|-----------|-------------|-----------|-----------|-------------|
| | W | L | Pct. | W | L | Pct. |
| Duke | 13 | 3 | .812 | 31 | 6 | .838 |
| NC State | 11 | 5 | .688 | 21 | 10 | .677 |
| W. Forest | 9 | 7 | .562 | 21 | 10 | .677 |
| Ga. Tech | 9 | 7 | .562 | 28 | 10 | .737 |
| N. Carolina | 8 | 8 | .500 | 19 | 11 | .633 |
| Maryland | 7 | 9 | .438 | 20 | 12 | .625 |
| Fla. State | 6 | 10 | .375 | 19 | 14 | .576 |
| Virginia | 6 | 10 | .375 | 18 | 13 | .581 |
| Clemson | 3 | 13 | .188 | 10 | 18 | .357 |


LEONARD HAMILTON'S CAREER RECORD

| School | W | L | Pct. | Years |
|-----------------------|-----------|-----------|-------------|-----------------|
| Career | 233 | 239 | .494 | 1986-03 |
| at Okla. State | 56 | 63 | .471 | 1986-90 |
| at Miami | 144 | 147 | .495 | 1990-00 |
| at Florida St. | 33 | 29 | .532 | 2002-Pr. |



Florida State Against Ranked Teams

Florida State defeated four nationally ranked teams during the 2003-04 season including No. 7-ranked North Carolina (90-51 in overtime, Jan. 22), No. 10-ranked Wake Forest (75-70, Jan. 25) and No. 10-ranked Georgia Tech (81-65, Feb. 3) in a span of three consecutive ACC home games. It marked the first time in school history the Seminoles defeated three top-10 teams at home in consecutive games. The Seminoles played a near school record 13 ranked teams during the season to fall only one ranked opponent shy of tying the school record for ranked opponents played in a single season. Florida State played a school record 14 ranked teams during the 1992-93 season when the Seminoles advanced to the Elite 8 of the NCAA Tournament.



2003-04 marked the second year in a row the Seminoles' defense ranked second in the ACC.

Leonard Hamilton's Emphasis On Defense Was A Major Factor In The Seminoles' Resurgence.

Seminoles Among The League Leaders In Scoring Defense

Florida State ranked second in the ACC in scoring defense as it allowed 65.1 points per game, the fifth lowest scoring average allowed by the Seminoles in school history. It marked only the sixth time in school history the Seminoles have allowed fewer than 66 points per game in a single season. Florida State held four teams to 50 points or less, 13 teams to 60 points or less and only allowed 15 teams to score more than their average of 65.1 points per game. The Seminoles established a new school record for fewest points allowed at a neutral site when it held Chicago State to 42 points during the third round of the University of Pittsburgh Holiday Hoops Classic at the University of Pittsburgh's Pederson Events Center Dec. 20, 2003.

Florida State Stingy Under Hamilton

Under Leonard Hamilton, Florida State owns the best scoring defense in the ACC. The Seminoles have allowed an average of 65.8 points per game during the first two years of the Hamilton era.

Putting A Lid On The Basket

| Season | Points Allowed Game | Notes |
|---------|---------------------|---|
| 2002-03 | 66.6/1,930 | Ranked first in the ACC in scoring defense |
| 2003-04 | 65.1/2,148 | Ranked second in the ACC in scoring defense |
| Totals | 65.8/4,078 | Best scoring defense in ACC last two years |

Seminoles Not Giving Up Many Good Looks

| Season | FGM-FGA | Pct. | Notes |
|---------|-------------|------|--|
| 2002-03 | 739-1,845 | .401 | Ranked 21st nationally, second in ACC |
| 2003-04 | 650-1,662 | .391 | Ranked seventh nationally, second in ACC |
| Totals | 1,389-3,507 | .396 | ACC's toughest team to shoot against |

Seminoles' Scoring Defense

| Rank | Season | Points/Allowed Game | Notes |
|------|---------|---------------------|--|
| 1. | 1948-49 | 50.5/1,211 | Second year of basketball at Florida State |
| 2. | 1949-50 | 53.6/1,339 | Third year of basketball at Florida State |
| 3. | 1947-48 | 54.4/979 | First year of basketball at Florida State |
| 4. | 1950-51 | 63.6/1,716 | Fourth year of basketball at Florida State |
| 5. | 2003-04 | 65.1/2,148 | Florida State ranks second in the ACC |
| 6. | 1963-64 | 65.6/1,838 | Florida State finishes with 14-14 record |
| 7. | 2002-03 | 66.6/1,930 | Florida State ranks first in the ACC |

Seminoles Among National Leaders In Field Goal Defense

Florida State finished the 2003-04 season ranked 21st in the nation and second in the ACC in field goal percentage defense. It marked the second consecutive season the Seminoles have ranked among the nation's top 25 and second in the ACC in the category. The Seminoles ranked seventh in the nation and second in the ACC during the 2002-03 season. Florida State head coach Leonard Hamilton led his 1998 Miami team to the nation's No. 1 ranking in field goal percentage defense.

Seminoles Stealing At An Alarming Rate

Florida State finished third in the ACC and came within 32 steals of establishing the all-time single season school record for steals with 291 during the 2003-04 season. Tim Pickett led the way with 82 steals and eight other players had at least 20 steals during the season. It marked only the third time in school history the Seminoles had totaled 290 or more steals in a single season.



Florida State's defense averages more than nine steals per game under Leonard Hamilton.

Florida State's Top Seasons Of Steal

| Rank | Season | Steals | SPG | Notes |
|------|---------|--------|-----|------------------------------------|
| 1. | 1992-93 | 322 | 9.2 | Sam Cassell led team with 2.8 spg |
| 2. | 2003-04 | 291 | 8.8 | Tim Pickett led team with 2.5 spg |
| 3. | 1991-92 | 290 | 9.1 | Charlie Ward led team with 2.3 spg |

Hamilton Has Steals Rate On The Rise

Florida State averages 9.1 steals per game during the two-year tenure of head coach Leonard Hamilton. The Seminoles ranked second in the conference statistics in 2002-03 with a 9.4 steals per game average and fifth with an 8.8 steals per game average in 2003-04. Florida State's 291 steals this season is the second highest single season team total in school history. Under Hamilton in the last two seasons, the Seminoles have recorded two of the top six single season totals in school history.

Seminoles Stealing Under Hamilton

| Season | Steals | Games | Notes |
|---------|--------|-------|--|
| 2003-04 | 291 | 33 | Tim Pickett led with 82 steals |
| 2002-03 | 273 | 29 | Tim Pickett led with 82 steals |
| Totals | 564 | 62 | Tim Pickett totaled 164 steals in last two years |



Guard Tim Pickett Capped A Stellar Two-Year Career, Garnering All-America Honorable Mention Honors.

Pickett Earns All-America Honors

Senior guard Tim Pickett earned All-America Honorable Mention honors from the Associated Press for his

outstanding play during the 2003-04 season. Pickett averaged 16.5 points, 2.5 steals and made 110 3-point shots as he led the Seminoles to a 19-14 record and an appearance in the second round of the National Invitation Tournament.

Pickett is the first Seminole to earn All-America Honorable Mention accolades since Bob Sura earned the honor following both the 1993-94 and 1994-95 seasons. Pickett earned his bachelor's degree in sociology in April. He led the Seminoles in scoring (16.5 ppg), steals (2.5 spg) and 3-point field goals made (110) while ranking second in rebounds (4.5) this season.


His 543 points this season ranks as the 22nd highest single season scoring total in school history while his 82 steals are tied for the second highest single season total in school history. Pickett came within five 3-point field goals made of tying the all-time single season record of 115 by George McCloud during the 1989 season.

Pickett finished his career with 1,038 points and a 16.7 points per game scoring average for his 62-game Seminole career. He is ranked 33rd on Florida State's all-time scoring list while his 16.7 ppg average is tied for the 16th best career average in school history.



"Everyone talks about Tim Pickett's shooting or him being a really good defender. But he has fun playing ... he has an energy that he doesn't keep inside him."

- Mike Kzyszewski, Duke University



Pickett Earns All-ACC First-Team Honors

Senior guard Tim Pickett, who ranked first in the conference in 3-point field goals made (110), second

in steals (82) and fourth in scoring (16.5), was named to the All-Atlantic Coast Conference First-Team as voted on by the Atlantic Coast Sports Media Association. Pickett finished third in the voting and is the second player in Seminole men's basketball history to earn All-ACC First-Team honors. Bob Sura, currently a nine-year pro playing with the Atlanta Hawks of the NBA, was the first Florida State player to earn the honor in 1994. Pickett was joined on the All-ACC First-Team by Rashad McCants of North Carolina, Julius Hodge of NC State, Chris Duhon of Duke and Justin Gray of Wake

Forest. It marked the second consecutive season Pickett has earned All-ACC honors; he was an All-ACC Second-Team selection as a junior in 2002-03.

Pickett Leads Major Colleges In 3-Point Field Goals Made

All-America Honorable Mention selection Tim Pickett made a career-high and near-school record 110 3-point field

goals this season. He fell only six 3-point shots made from breaking the all-time school record of 115 by George McCloud during the 1989 season. Of the top four 3-point shooting specialists nationally, Pickett was the only one from one of the NCAA's major conferences.

Senior guard Tim Pickett led the Seminole charge in 2003-04, averaging 16.5 points per game and putting in 110 3-pointers. His overall performance at both ends of the floor earned him All-America Honorable Mention honors.



Pickett's Honors

- **All-America Honorable Mention and All-Atlantic Coast Conference First-Team** (was a Second-Team selection in 2002-03)
- **All-Atlantic Coast Conference Defensive Team** (Media and Coaches; honored two consecutive years)
- **Two-time ACC Player of the Week** (Jan. 4 and Jan. 25) (earned the honor three times in his career)
- **NABC All-District First-Team** (first time selection)
- **USBWA All-District IV First-Team** (first time selection)
- **All-Tournament Team at University of Pittsburgh Holiday Hoops Classic**

Pickett Became The First Seminole To Earn All-America Honors Since Bob Sura in 1993-94 and 1994-95.

Pickett Named To All-ACC Defensive Team

Defensive Team in a vote by the Atlantic Coast Sports Media Association.

Pickett, who ranked second in the ACC in steals with 82, was named to the ACC All-Defensive Team for the second consecutive season. He was the only player named to the All-Defensive Team in both 2002-03 and 2003-04. Pickett had 164 steals in the last two seasons to mark the most by any conference player in the last two seasons.

All-America Honorable Mention selection Tim Pickett was named to the ACC All-

Pickett finished his career first in Florida State history and tied for second all-time in ACC history with a 2.64 steals per game average. He recorded 164 steals in 62 games including 82 in 2003-04 and 82 during the 2002-03 season. Pickett is one of only three players in ACC history who aver-

2004 ACC

All-Defensive Team

Tim Pickett, Florida State
Shelden Williams, Duke
Chris Duhon, Duke
Chris Paul, Wake Forest
Jackie Manuel, North Carolina

2003 ACC

All-Defensive Team

Tim Pickett, Florida State
Josh Howard, Wake Forest
Dahntay Jones, Duke
Steve Blake, Maryland
Chris Bosh, Georgia Tech

aged more than 2.5 steals per game for his entire career. He earned three or more steals in more than half of his career games (33 of 62). His career high of seven steals came against Davidson Dec. 30, 2002.



Pickett's deadly 3-point shooting fell just six shots short of breaking the all-time Florida State 3-point season record, set by George McCloud in 1989.

THE 2003-04 SEASON

BY THE NUMBERS

1st in 3-Pointers. Florida State led the ACC in the 3-point field goals made category. The Seminoles made 296 3-point shots in 33 games for an 8.97 made per game average.

2nd in Scoring Defense and Field Goal Percentage Defense in the ACC. The Seminoles ranked second in the league in two key defensive categories, allowing a scant 65.1 points per game and holding opponents to a .401 shooting mark.

3 Top 10 Teams Defeated in 14 Days. In a two-week stretch at home, the Seminoles defeated No. 7-ranked North Carolina, No. 10-ranked Wake Forest and No. 10-ranked Georgia Tech. It marked the first time in school history the Seminoles defeated three top 10 teams at home in consecutive games.

4 Ranked Teams Defeated at Home. Florida State defeated four top-ranked teams at home in 2003-04, including No. 24 Maryland, No. 7 North Carolina, No. 10 Wake Forest and No. 10 Georgia Tech.

6 ACC Wins. For the first time since 1999-2000, the Seminoles won six Atlantic Coast Conference contests.

10 Consecutive Wins to Start the Season. The Seminoles won their first ten games of the 2003-04 season, establishing a school record for consecutive wins at the outset of a season.

15 Home Victories. Florida State's 15 victories at home in the Tallahassee Leon County Civic Center tied the school record for victories at home during a season. The Seminoles also won 15 games at home in 1974-75, playing in Tully Gymnasium.

19 Season Victories. Florida State won 19 games during the 2003-04 season – its highest victory total since the 1997 season, when the Seminoles finished the season with a 20-12 record.

25th in the ESPN/USA Today Poll. After defeating then-number 24 Maryland December 28, the Seminoles celebrated their re-entry to the top 25 the next day, when they were ranked 25th.

26-and-8 Home Record Under Leonard Hamilton. Another stat attesting to the difficulty of coming to play the Seminoles in the Tallahassee Leon County Civic Center is the Seminoles' 26-8 home record in two years under Hamilton.

33 Games in 2003-04. Florida State played 33 games during the 2003-04 season – the most by the Seminoles since playing 35 during the 1992-93 season.

Pickett And The Coveted 20-Point Plateau

All-America Honorable Mention selection Tim Pickett scored 20 or more points a career-high 11 times during the 2003-04 season. He scored 20 or more points 10 times as a junior.

Pickett's plethora of 20-point games allowed him to surpass the 1,000 career points scored plateau and score 543 points as a senior with the 22nd highest single season total in school history.



Individual And Team Performances Were Indicators Of The Upward Trend Of The Seminoles' Program.

Pickett In The ACC Annals From The 3-Point Arc

All-America Honorable Mention and All-ACC First-Team selection Tim Pickett made a career-high 110 3-point shots dur-

ing the 2003-04 season.

He became only the 11th player in ACC history to make 100 or more 3-point field goals in a single season when he made six against NC State in the quarterfinal round of the ACC Tournament.

Pickett's career-high 110 shots made from the bonusphere is the seventh highest single season total in conference history. Dennis Scott of Georgia Tech made an ACC record 137 3-point shots during the 1990 season.

ACC's Top Individual Seasons 3-Point Field Goals Made

| Rank | Player, School | Year | 3FGM |
|------|-----------------------------------|-------------|------------|
| 1. | Dennis Scott, Georgia Tech | 1990 | 137 |
| 2. | Jason Williams, Duke | 2001 | 132 |
| 3. | Curtis Staples, Virginia | 1998 | 130 |
| 4. | Shane Battier, Duke | 2001 | 124 |
| 5. | Dennis Scott, Georgia Tech | 1989 | 116 |
| 6. | Trajan Langdon, Duke | 1999 | 112 |
| 7. | Tim Pickett, Florida State | 2004 | 110 |

Pickett Among National Leaders In 3-Point Field Goals And Steals

Senior All-America Honorable Mention selection Tim Pickett finished his senior season ranked third in the nation with 110 3-point field goals made, tied for

ninth in total steals with 82, 10th with a 3.3 3-point field goals made per game average and 18th with a 2.5 steals per game average. Pickett was one of only two players nationally to rank in the top 10 in steals and 3-point shots made during the 2003-04 season.

Nate Johnson's Assist:Turnover Ratio Is A School Record

Senior Nate Johnson finished the 2003-04 season with a school record 3.21:1 assist:turnover ratio. He became

the first starting point guard at Florida State with a ratio of better than 2:1 for an entire season.

Alexander Johnson Earns Freshman All-America Honors

Center Alexander Johnson capped a fine rookie season as he earned freshman All-America Honor-

able Mention honors by Rivals.com and was named to the ACC All-Freshman Team.

He ranked second among all conference freshmen in rebounding (4.2 rpg), third in scoring (9.5 ppg), third in field goal shooting (.551), fifth in blocked shots (0.61 bpg), 10th in free throw shooting (.675), 11th in assists (0.82 apg) and 12th in steals (0.82 spg) and finished third in the voting for the ACC All-Freshman Team behind only Chris Paul of Wake Forest and Luol Deng of Duke.

Johnson became only the third Seminole in history to be named to the All-ACC Freshman Team - he joined Seminole greats Corey Louis (1995) and Michael Joiner (2001) as the only three Florida State players who have been named to the All-ACC Freshman Team.

Alexander Johnson's Honors

- All-ACC Freshman Team
- Honorable Mention Freshman All-America by Rivals.Com
- All-Tournament Team at University of Pittsburgh Holiday Hoops Classic

Galloway Improves His Numbers As A Sophomore


A look at sophomore point guard Todd Galloway's numbers from his sophomore season as compared to his freshman season

showed that he did an outstanding job of taking care of the basketball in his second season as a Seminole. He dramatically cut down on his turnover per game average while raising his assist:turnover ratio. Galloway averaged one turnover fewer per game and had a 1.72:1 assist:turnover ratio in 2003-04 as compared to 2002-03. In addition, Galloway averaged more than one full turnover fewer as a sophomore (1.3) than he did as a freshman (2.4).



Looking toward the 2004-05 season, sophomore point guard Todd Galloway made great strides in his ball-handling skills.

Freshman center Alexander Johnson showed he was a man to watch for this year, earning a spot on the All-ACC Freshman Team.



Nation's Top 3-Point Shooting Specialists


| Rank | Player, Team | 3FGM | Notes |
|------|-----------------------------------|------------|--|
| 1. | Terrence Woods, Florida A&M | 135 | Fourth highest single season total in DI history |
| 2. | Keydren Clark, St. Peter's | 112 | Scored 775 points in 2003-04 |
| 3. | Tim Pickett, Florida State | 110 | Second highest total in Florida State history |
| 4. | Akeem Clark, IUPUI | 109 | Fourth highest single season total in IUPUI his. |

In 2003-04, Hamilton And His Staff Continued To Build The Seminoles Into A Program Of Significance In The ACC And Nationally.

Florida State In Non-Conference Games Under Leonard Hamilton

Florida State was 13-4 against non-conference opponents in 2003-04 and 10-5 against non-ACC opponents in 2002-03 for a two-year total of 23-7 and a winning percentage of .767. The Seminoles won their first 10 non-conference games of the 2003-04 season with their only losses coming at Pittsburgh and at Florida. Florida State's only two non-conference losses during the 2002-03 season came at Florida and against Boston University in the University of Arizona Tournament. The Seminoles have won 16 of their last 19 games (.842) heading into the 2004-05 season against teams who don't call the ACC home.

Junior forward Adam Waleskowski continued three years of steady improvement in 2003-04.



Wilson Enjoys Career Game Against North Carolina

Sophomore Andrew Wilson enjoyed the best game of his career against North Carolina (Feb. 21) as he poured in a career-high 24 points on a career-high and school record for ACC games seven 3-point field goals made. His 24 points marked the most he had scored since totaling 11 against Savannah State Nov. 24, 2002.

Seminoles With Six Or More 3-Point Shots Made In An ACC Game

| Player | ACC Career High | Times |
|--|-----------------|-------|
| Andrew Wilson | 7 | 1 |
| Last Time: Feb. 21, 2004 at North Carolina | | |
| Tim Pickett | 6 | 5 |
| Last Time: Feb. 29, 2004 vs. Duke | | |
| Sam Cassell | 6 | 3 |
| Last Time: Jan. 20, 1993 at Clemson | | |

Adam Waleskowski's 2003-04 Compared To His First Two Years


Junior Adam Waleskowski, the only player in the ACC to lead his team in rebounds and blocked shots as a reserve player during the 2003-04 season, enjoyed the best season of his three-year career as a Seminole. He averaged a career-high 6.8 points and a career-high 5.4 rebounds per game. In addition to averaging a career-high 21.6 minutes played per game, he established personal best statistics in nearly every category in his own personal record book. During a career-high 33 games, Waleskowski established career highs in 3-point field goals made and attempted (22 of 65), free throws made and attempted (37 of 52), offensive, defensive and total rebounds (71+107=178), blocked shots (22) and steals (30).

Richardson's Second Half Outburst Tied Seminole Record

Junior Anthony Richardson tied a Florida State men's basketball and a Tallahassee Leon County Civic Center record as he scored 25 points in the second half of the Seminoles' 71-53 victory over Northwestern Dec. 1. His 25 points tied the record of 25 points by Randy Allen against St. Joseph's of Maine Jan. 7, 1985. In scoring his career high of 27 points during the game, Richardson shot nine of 11 from the field (.818) in the second half to help the Seminoles recover from a 31-26 halftime deficit.

Seminoles Continue To Achieve Academic Success

Seminole head coach Leonard Hamilton, who graduated 28 of his 31 seniors players during his ten-year career at the University of Miami, has continued that tradition during his tenure at Florida State. Included in a group of 57 Seminole student-athletes who graduated this past spring were six seniors on Hamilton's men's basketball team this season. Seniors Nate Johnson, Michael Joiner, Mike Mathews and Tim Pickett along with walk-on Orenn Fells all graduated this spring. Mathews previously earned his degree (August of 2003) and had been taking postgraduate classes while playing for the Seminoles during the 2003-04 season. Joiner was on track to graduate last fall but saved his one final required class - Politics in Europe - for this semester and walked with his class during graduation ceremonies in the Civic Center April 30. Guard Andrew Wilson, who has been in school for four years, and endured two medical redshirt years, earned his undergraduate degree in sport management and is now taking postgraduate classes. Former point guard Ryan Lowery also earned his undergraduate degree during the spring of 2004. The men's basketball team is a perfect 10-of-10 in scholarship seniors earning their degrees under Hamilton.



Junior forward Anthony Richardson tied an all-time school record when he lit it up for 25 points in one half against Northwestern.

Seminoles Hit 14-Year High For Free Throw Percentage

Led by Anthony Richardson's career-high and team-leading .815 free throw shooting percentage, the Seminoles shot .686 from the free-throw line as a team during the 2003-04 season. The Seminoles' mark from the line was the highest by the Seminoles since the 1989-90 season when the team shot .707. Florida State finished sixth in the ACC to mark the second consecutive season the team finished in the sixth spot in the conference statistics. In finishing sixth in the conference statistics, the Seminoles have begun an upward trend from the free-throw line. Prior to head coach Leonard Hamilton's arrival, the Seminoles had not shot above .680 from the line for a single year since the 1999-00 season and had accomplished the feat only once in the previous 12 years.



EXHIBITION NUMBER 1

Florida State 83, Global Sports 68

TALLAHASSEE, Fla. – A strong defensive performance led to plenty of offensive opportunities as the Florida State University men's basketball prevailed in an 83-68 exhibition win over Global Sports All-Stars. Three different Seminoles reached double figures in the scoring department with every player scoring at least two points. Leading the way offensively for Florida State was junior Anthony Richardson who led all scorers with 19 points. Just two points behind Richardson was senior guard Nate Johnson as he added 17 points, including a perfect five-for-five from 3-point range. Many of Florida State's baskets came in transition thanks to a stifling defense that limited Global Sports to just 35.8 percent shooting (24-of-67). The Tribe stepped up the defense even more behind the arc, holding the visitors to six-of-26 (23.1 percent). Florida State's defense also forced Global Sports into 15 turnovers. The strong defense was key for the Seminoles during the midway point of the first half when the hosts made their run to take the lead. Holding onto a 20-19 advantage with 13:07 remaining in the stanza, the Seminoles kept Global Sports off the scorebook for nearly six minutes as the one-point margin turned into a 12-point gap (31-19). During that stretch, Michael Joiner scored six of his eight points and freshman guard Von Wafer nailed a 3-pointer to cap the run. Playing in his first collegiate game, Wafer was third on the squad with 14 points off six-of-nine shooting. Fellow rookie Alexander Johnson also chipped in with six points and tied for the team lead for five rebounds. After Florida State established the double-digit lead, the margin only dipped below ten points once the remainder of the first half. The Seminoles went into the locker room with their largest advantage of the day when Joiner hit a layup with 38 seconds remaining to put FSU up 51-30 at the break.

Florida State 83, Global Sports 68
Leon County Civic Center, Tallahassee, Fla.

| Global | Min | FG | 3FG | FT | O-D | Reb | F | A | T | B | S | Pts. | FL State | Min | FG | 3FG | FT | O-D | Reb | F | A | T | B | S | Pts. |
|---------|-----|-------|------|-------|-------|-----|----|---|----|---|---|------|--------------|-----|-------|-------|-------|------|-----|----|----|----|---|----|------|
| Davis | 24 | 7-12 | 2-5 | 3-3 | 1-1 | 2 | 6 | 1 | 4 | 0 | 0 | 19 | Joiner | 24 | 3-6 | 0-2 | 2-2 | 1-3 | 4 | 2 | 0 | 2 | 1 | 2 | 8 |
| Ross | 24 | 0-3 | 0-0 | 3-8 | 3-7 | 10 | 3 | 0 | 1 | 0 | 1 | 3 | Richardson | 26 | 6-8 | 1-1 | 6-7 | 0-3 | 3 | 1 | 0 | 3 | 2 | 0 | 19 |
| Coleman | 11 | 1-1 | 0-0 | 0-0 | 1-2 | 3 | 3 | 0 | 1 | 0 | 1 | 2 | Matthews | 20 | 3-7 | 0-0 | 0-0 | 0-3 | 3 | 2 | 1 | 1 | 0 | 0 | 6 |
| Garnier | 33 | 5-12 | 2-6 | 1-2 | 0-3 | 3 | 2 | 4 | 6 | 0 | 4 | 13 | Johnson, III | 27 | 5-5 | 5-5 | 2-2 | 0-3 | 3 | 1 | 2 | 0 | 1 | 17 | |
| Green | 25 | 4-12 | 0-4 | 0-0 | 3-3 | 6 | 0 | 1 | 1 | 0 | 2 | 8 | Pickett | 29 | 1-9 | 1-5 | 1-2 | 1-4 | 5 | 1 | 6 | 1 | 0 | 1 | 4 |
| Buzh | 14 | 3-7 | 2-5 | 0-1 | 1-1 | 2 | 1 | 1 | 0 | 0 | 0 | 8 | Galoway | 16 | 1-2 | 0-1 | 0-1 | 0-4 | 4 | 3 | 1 | 0 | 0 | 0 | 2 |
| Nash | 12 | 0-3 | 0-2 | 0-0 | 0-1 | 1 | 1 | 1 | 1 | 0 | 0 | 0 | Callier | 12 | 1-4 | 1-1 | 0-0 | 2-3 | 5 | 2 | 0 | 2 | 0 | 1 | 3 |
| Blair | 19 | 0-5 | 0-2 | 4-4 | 3-0 | 3 | 0 | 0 | 0 | 0 | 0 | 4 | Wafer | 15 | 6-9 | 2-5 | 0-0 | 0-2 | 2 | 3 | 3 | 1 | 0 | 0 | 14 |
| Bennett | 10 | 0-3 | 0-2 | 0-0 | 1-1 | 2 | 0 | 0 | 0 | 0 | 0 | 0 | Johnson, A. | 17 | 1-6 | 0-0 | 4-6 | 1-4 | 5 | 4 | 0 | 1 | 0 | 1 | 6 |
| Warner | 27 | 4-9 | 0-0 | 3-7 | 3-3 | 6 | 1 | 1 | 1 | 0 | 0 | 11 | Waleskowski | 14 | 2-4 | 0-0 | 0-0 | 2-3 | 5 | 0 | 3 | 0 | 0 | 0 | 4 |
| Team | | | | | | 1-1 | | | | | | 2 | Team | | | | | | | | | | | | 1-0 |
| Totals | 200 | 24-67 | 6-25 | 14-25 | 17-23 | 40 | 17 | 9 | 15 | 0 | 8 | 68 | Totals | 200 | 29-60 | 10-20 | 15-20 | 8-32 | 40 | 19 | 13 | 12 | 3 | 5 | 83 |

FG% Global: 35.8 Florida State: 49.3
3FG% Global: 23.1 Florida State: 50.0
FT% Global: 56.0 Florida State: 75.0
Technical Fouls: None
Referees: Mike Wood, William Humes, Tom Eades

EXHIBITION NUMBER 2

Florida State 75, Team Nike 65


TALLAHASSEE, Fla. – An 18-4 run to start the second half paved the way for a 75-65 exhibition victory over Team Nike by the Florida State University men's basketball team. The Seminoles shot 66.7 percent (20-of-30) from the floor in the second half to overcome a 13-point halftime deficit. Two Florida State players reached double digits, led by senior guard Tim Pickett. The Preseason All-ACC selection topped the Seminoles with 23 points, including five-of-nine from behind the 3-point arc. He added seven boards, three assists, one steal and a block. Also getting into double-digit action was rookie forward Alexander Johnson as he added 11 points off the bench. Double figures were put up in the rebounding column by forward Anthony Richardson who pulled down 11 rebounds while adding six points. A cold shooting first half by the hosts, combined with good shooting and rebounding from Team Nike, led to a 40-27 halftime advantage by the visitors. Florida State shot just 11-of-37 (29.7 percent), while being out-rebounded 28-19 in the first stanza. The tables were turned during the second 20 minutes as the Seminoles held a 23-13 rebounding advantage while holding Team Nike to just 30 percent shooting in the final stanza. Florida State picked up its perimeter defense in the second half, limiting the visitors to one-of-14 in the second half after Team Nike went nine-of-30 from behind the arc to start the game.

Alexander Johnson scored five points and pulled down five rebounds as the Seminoles defeated Northwestern, 71-53, in the fifth annual ACC/Big Ten Challenge in Tallahassee.

Florida State 75, Team Nike 65
Leon County Civic Center, Tallahassee, Fla.

| Nike | Min | FG | 3FG | FT | O-D | Reb | F | A | T | B | S | Pts. | Florida St. | Min | FG | 3FG | FT | O-D | Reb | F | A | T | B | S | Pts. | |
|-------------|-----|-------|------|------|-------|-----|----|----|----|---|---|------|-------------|-----|-------|------|------|-------|-----|----|----|----|---|----|------|---|
| Blackmon | 30 | 9-13 | 4-6 | 1-2 | 3-9 | 11 | 2 | 2 | 4 | 0 | 0 | 23 | Joiner | 25 | 2-5 | 0-0 | 0-0 | 2-2 | 4 | 1 | 3 | 0 | 0 | 0 | 4 | |
| Mims | 32 | 9-22 | 5-14 | 2-2 | 0-4 | 4 | 3 | 1 | 1 | 2 | 2 | 25 | Richardson | 26 | 2-5 | 0-1 | 2-2 | 3-8 | 11 | 2 | 2 | 2 | 0 | 1 | 6 | |
| Cross | 25 | 2-4 | 0-0 | 0-4 | 2-7 | 9 | 4 | 0 | 1 | 4 | 0 | 4 | Matthews | 12 | 3-8 | 0-0 | 0-0 | 1-1 | 2 | 1 | 2 | 0 | 0 | 0 | 6 | |
| Wekins | 33 | 1-11 | 0-7 | 0-0 | 0-4 | 4 | 1 | 5 | 1 | 0 | 1 | 2 | Johnson, N. | 27 | 1-5 | 1-5 | 0-0 | 0-4 | 4 | 0 | 6 | 0 | 0 | 3 | 3 | |
| Richard, D. | 33 | 0-6 | 0-5 | 4-4 | 1-5 | 6 | 2 | 4 | 3 | 1 | 2 | 4 | Pickett | 32 | 8-14 | 5-9 | 2-2 | 2-5 | 7 | 2 | 3 | 1 | 1 | 1 | 23 | |
| Felds | 18 | 0-1 | 0-1 | 0-0 | 2-0 | 2 | 1 | 0 | 1 | 0 | 1 | 0 | Galoway | 15 | 2-4 | 0-1 | 0-1 | 0-1 | 1 | 1 | 0 | 1 | 0 | 1 | 4 | |
| Richard, J. | 18 | 1-5 | 0-1 | 1-2 | 2-1 | 3 | 4 | 0 | 0 | 0 | 0 | 3 | Thomson | 8 | 2-3 | 0-0 | 0-0 | 0-2 | 2 | 3 | 1 | 1 | 0 | 0 | 4 | |
| Vaughn | 6 | 2-2 | 0-0 | 0-0 | 0-0 | 0 | 0 | 1 | 0 | 1 | 0 | 4 | Callier | 7 | 1-5 | 0-1 | 0-0 | 0-0 | 0 | 0 | 0 | 0 | 0 | 0 | 0 | 2 |
| Jennings | 2 | 0-0 | 0-0 | 0-0 | 2-2 | 2 | 0 | 0 | 0 | 0 | 0 | 0 | Wafer | 19 | 2-7 | 1-4 | 0-3 | 1-0 | 1 | 1 | 2 | 0 | 1 | 1 | 5 | |
| Team | | | | | | 0-0 | | | | | | 0 | Johnson, A. | 19 | 5-9 | 0-0 | 1-3 | 2-4 | 6 | 2 | 2 | 0 | 0 | 11 | | |
| Totals | 200 | 24-64 | 9-34 | 8-14 | 12-29 | 41 | 18 | 12 | 12 | 8 | 6 | 65 | Waleskowski | 12 | 3-4 | 1-1 | 0-1 | 1-3 | 4 | 2 | 2 | 0 | 0 | 0 | 7 | |
| | | | | | | | | | | | | 0 | Team | | | | | | | | | | | | 0-1 | |
| | | | | | | | | | | | | 0 | Totals | 200 | 31-67 | 8-24 | 5-12 | 12-31 | 43 | 16 | 20 | 10 | 1 | 7 | 75 | |

FG% Nike: 37.5 Florida State: 49.3
3FG% Nike: 26.5 Florida State: 53.3
FT% Nike: 65.7 Florida State: 41.7
Technical Fouls: None
Referees: Rick Crawford, Curtis Blair, David Guthrie





GAME NUMBER 1

Florida State 69, Maine 49



TALLAHASSEE, Fla. – Tim Pickett scored 18 points and Anthony Richardson added 16 as Florida State opened the season with a 69-49 victory over the Maine Black Bears. Richardson scored eight of his points in a late 17-4 surge, which was capped by two 3-point baskets by Pickett, as the Seminoles wore down the visitors and opened a 68-46 lead with just over a minute left. Jermaine Jackson was the lone Maine player in double figures with 12 points, but he made just three of 12 shots. The game was interrupted in the first half for nearly 20 minutes by a malfunctioning 35-second clock. The teams played the last 5:56 of the half without a shot clock. It was restored for the second half. Maine shot 32.7 percent and only 26.9 percent from 3-point range. Florida State hit 38.9 percent of its tries with Richardson shooting six-for-nine. Maine was forced into 21 turnovers of which led to 20 Florida State points.

Florida State 69, Maine 49
Leon County Civic Center, Tallahassee, Fla.

| Maine | Min | FG | 3FG | FT | O-D | Reb | F | A | T | B | S | Pts | FL State | Min | FG | 3FG | FT | O-D | Reb | F | A | T | B | S | Pts |
|--|---|-------|------|------|-------|-----|----|---|----|---|---|-----|--|-----|------|------|-----|-----|-----|---|---|---|---|---|-----|
| Dunson | 32 | 3-3 | 0-0 | 1-4 | 4-2 | 6 | 0 | 1 | 0 | 0 | 0 | 7 | Joiner | 21 | 2-4 | 0-2 | 1-1 | 2-5 | 7 | 0 | 0 | 2 | 0 | 2 | 5 |
| Dozon | 33 | 3-11 | 1-3 | 2-2 | 2-1 | 3 | 3 | 3 | 8 | 1 | 1 | 9 | Richardson | 16 | 1-4 | 0-0 | 0-0 | 1-4 | 5 | 0 | 0 | 2 | 1 | 0 | 2 |
| Hadjistrov | 29 | 2-4 | 1-2 | 0-0 | 0-1 | 1 | 4 | 2 | 4 | 0 | 0 | 5 | Mathews | 28 | 6-9 | 1-1 | 3-3 | 0-4 | 4 | 1 | 2 | 0 | 2 | 1 | 16 |
| Read | 36 | 3-13 | 3-10 | 0-0 | 1-6 | 7 | 3 | 1 | 5 | 0 | 5 | 9 | Johnson, N. | 29 | 5-5 | 3-5 | 0-0 | 1-4 | 5 | 2 | 6 | 0 | 0 | 0 | 9 |
| Campbell | 24 | 3-4 | 1-2 | 0-0 | 1-5 | 6 | 3 | 1 | 0 | 0 | 1 | 7 | Pickett | 33 | 6-17 | 4-11 | 2-2 | 1-1 | 2 | 3 | 2 | 3 | 0 | 2 | 18 |
| Parkus | 6 | 0-1 | 0-1 | 0-0 | 0-1 | 1 | 0 | 0 | 1 | 1 | 0 | 0 | Galloway | 11 | 0-4 | 0-3 | 0-4 | 0-2 | 2 | 2 | 0 | 0 | 0 | 1 | 3 |
| Rubin | 15 | 0-4 | 0-0 | 0-1 | 1-6 | 7 | 5 | 0 | 1 | 0 | 1 | 0 | Thompson | 11 | 1-1 | 0-0 | 1-4 | 1-2 | 3 | 2 | 0 | 0 | 0 | 0 | 3 |
| Jackson | 25 | 3-12 | 1-6 | 5-7 | 1-3 | 4 | 2 | 1 | 1 | 0 | 0 | 12 | Wilson | 17 | 1-3 | 1-2 | 1-2 | 1-0 | 1 | 2 | 0 | 1 | 0 | 0 | 4 |
| Team | | | | | | 1-2 | 3 | | | | | | Callier | 4 | 0-1 | 0-0 | 0-0 | 0-0 | 0 | 0 | 0 | 0 | 0 | 0 | 0 |
| Totals | 200 | 17-62 | 7-26 | 8-14 | 11-27 | 38 | 20 | 9 | 21 | 2 | 8 | 45 | Johnson, A. | 17 | 1-2 | 0-0 | 0-0 | 2-2 | 4 | 1 | 1 | 2 | 1 | 1 | 8 |
| FG%: Maine, .327; Florida State, .389 | | | | | | | | | | | | | | | | | | | | | | | | | |
| 3FG%: Maine, .269; Florida State, .375 | | | | | | | | | | | | | | | | | | | | | | | | | |
| FT%: Maine, .571; Florida State, .692 | | | | | | | | | | | | | | | | | | | | | | | | | |
| Technical Fouls: None | | | | | | | | | | | | | | | | | | | | | | | | | |
| | | | | | | | | | | | | | Maine (2-1) 26 21 -- 49 Florida State (1-0) 38 33 -- 69 | | | | | | | | | | | | |
| | Referees: Gary Maxwell, William Humes, Alan Spainhour | | | | | | | | | | | | | | | | | | | | | | | | |

GAME NUMBER 2

Florida State 81, Georgetown (Ky) 67



TALLAHASSEE, Fla. – Tim Pickett led five Florida State double-figure scorers with 14 points as the Seminoles used fast starts in both halves to cruise to an 81-67 victory over Georgetown (Ky) in the first round of the University of Pittsburgh Holiday Hoops Classic. Florida State forward Alexander Johnson scored 13 points and Von Wafer, Anthony Richardson and Todd Galloway each added 10. The Seminoles (2-0) opened up a 32-point lead, 68-36 on Todd Galloway's transition basket with 10:15 to play. Georgetown, a perennial NAIA final four contender, missed its first 13 shots as the Seminoles opened the game with a 12-0 lead on Adam Waleskowski's 3-pointer. Will Walker's 3-pointer at 11:36 ended the Tigers' scoreless drought. Georgetown closed out the game with a flurry against Florida State's reserves. The Tigers (5-1), who got a game-high 22 points from Marshall Williams, pulled within 13 twice in the final minute. FSU led 40-22 at the half and used a 13-2 run to start the second half to put the game away.

Florida State 81, Georgetown (Ky.) 67
Leon County Civic Center, Tallahassee, Fla.

| G'Town | Min | FG | 3FG | FT | O-D | Reb | F | A | T | B | S | Pts | Florida St. | Min | FG | 3FG | FT | O-D | Reb | F | A | T | B | S | Pts |
|---|---|-------|------|-------|-----|-----|----|----|---|---|-----|---------|---|-----|------|-----|-----|-----|-----|---|---|---|---|---|-----|
| Downing | 22 | 0-0 | 0-0 | 0-0 | 0-2 | 2 | 1 | 0 | 4 | 0 | 2 | 0 | Joiner | 19 | 4-0 | 0-2 | 3-4 | 1-5 | 6 | 5 | 2 | 1 | 1 | 1 | 5 |
| Wilson | 9 | 0-5 | 0-1 | 0-0 | 0-0 | 0 | 1 | 0 | 1 | 0 | 0 | 0 | Richardson | 22 | 5-0 | 0-3 | 0-0 | 4-4 | 8 | 0 | 2 | 1 | 1 | 2 | 10 |
| Baker | 22 | 2-9 | 0-1 | 1-2 | 0-3 | 3 | 1 | 4 | 4 | 0 | 2 | 5 | Mathews | 13 | 3-0 | 0-0 | 0-0 | 0-3 | 3 | 2 | 0 | 2 | 0 | 0 | 2 |
| Williams | 32 | 7-16 | 1-5 | 7-8 | 3-7 | 10 | 3 | 1 | 3 | 0 | 1 | 22 | Johnson, N. | 22 | 0-4 | 0-2 | 0-0 | 0-1 | 1 | 0 | 3 | 3 | 0 | 1 | 0 |
| Silverhorn | 16 | 1-9 | 0-2 | 2-2 | 2-2 | 4 | 1 | 0 | 2 | 0 | 1 | 4 | Pickett | 20 | 6-12 | 2-5 | 0-0 | 2-0 | 2 | 1 | 0 | 3 | 2 | 1 | 14 |
| Johnson | 7 | 0-0 | 0-0 | 0-0 | 0-0 | 0 | 0 | 0 | 0 | 0 | 0 | 0 | Galloway | 18 | 3-3 | 0-0 | 4-5 | 1-1 | 2 | 0 | 3 | 1 | 0 | 1 | 10 |
| Hill | 21 | 5-5 | 0-0 | 3-4 | 3-1 | 4 | 2 | 0 | 0 | 0 | 1 | 9 | Thompson | 13 | 3-4 | 0-0 | 2-3 | 1-2 | 3 | 3 | 0 | 1 | 2 | 0 | 8 |
| Owens | 15 | 0-1 | 0-1 | 0-0 | 0-2 | 2 | 2 | 1 | 0 | 0 | 0 | 0 | Wilson | 9 | 0-1 | 0-1 | 2-2 | 0-1 | 1 | 0 | 0 | 2 | 0 | 0 | 2 |
| Walker | 21 | 5-12 | 4-10 | 1-2 | 1-3 | 4 | 3 | 1 | 0 | 1 | 1-5 | Callier | 8 | 1-3 | 0-0 | 0-0 | 0-1 | 1 | 1 | 1 | 1 | 0 | 1 | 2 | |
| Schueler | 2 | 0-0 | 0-0 | 0-0 | 0-0 | 0 | 0 | 0 | 0 | 0 | 0 | 0 | Wafer | 18 | 3-6 | 2-4 | 2-6 | 0-4 | 4 | 2 | 2 | 3 | 1 | 0 | 10 |
| Surgalski | 31 | 6-10 | 0-0 | 0-3 | 2-0 | 2 | 5 | 1 | 3 | 0 | 0 | 12 | Johnson, A. | 18 | 5-6 | 0-0 | 3-6 | 2-3 | 5 | 3 | 1 | 1 | 0 | 0 | 13 |
| Team | | | | | | 4-3 | 7 | | | | | | Waleskowski | 20 | 2-6 | 1-1 | 0-2 | 4-4 | 8 | 2 | 2 | 3 | 1 | 0 | 5 |
| Totals | 200 | 24-47 | 5-20 | 14-23 | 18 | 22 | 10 | 20 | 0 | 8 | 8 | 67 | Team | | | | | | | | | | | | |
| FG%: Georgetown, .358; Florida State, .492 | | | | | | | | | | | | | | | | | | | | | | | | | |
| 3FG%: Georgetown, .250; Florida State, .278 | | | | | | | | | | | | | | | | | | | | | | | | | |
| FT%: Georgetown, .667; Florida State, .571 | | | | | | | | | | | | | | | | | | | | | | | | | |
| Technical Fouls: None | | | | | | | | | | | | | | | | | | | | | | | | | |
| | | | | | | | | | | | | | Georgetown (Ky.) (5-1) 22 45 -- 67 Florida State (2-0) 40 41 -- 81 | | | | | | | | | | | | |
| | Referees: Go Boroski, Chris Beaver, Todd Williams | | | | | | | | | | | | | | | | | | | | | | | | |

GAME NUMBER 3

Florida State 99, Nicholls State 54



TALLAHASSEE, Fla. – Florida State came up one 3-pointer shy of tying a single game school record, hitting 13 in a 99-54 victory over Nicholls State. The Seminoles sank seven of their first nine attempts from beyond the arc, building a 23-2 lead that the Colonels never threatened. Anthony Richardson led the Seminoles with 19 points and Tim Pickett added 16, while Alexander Johnson and Von Wafer added 12 and 11 points respectively. Seven different Seminoles connected on 3-pointers, including four from Pickett and three from Wafer. Florida State point guards Nate Johnson and Todd Galloway combined for 12 assists and just two turnovers, while aiding a defense that turned 29 turnovers into 37 points. Nicholls State missed its first 12 shots and didn't make its first field goal until 11:41 into the first half. The Colonels trailed 44-24 at the half and were outscored 18-3 over the first six minutes of the second half. Jason Wilkins led Nicholls State with 19 points.

Florida State 99, Nicholls State 54
Leon County Civic Center, Tallahassee, Fla.


| Nicholls | Min | FG | 3FG | FT | O-D | Reb | F | A | T | B | S | Pts | Florida St. | Min | FG | 3FG | FT | O-D | Reb | F | A | T | B | S | Pts | |
|---|--|-------|------|-------|------|-----|----|----|----|---|---|-----|---|-----|------|-----|-----|-----|-----|---|---|---|---|---|-----|---|
| Wilkins | 29 | 8-13 | 5-11 | 2-2 | 1-3 | 4 | 5 | 0 | 2 | 0 | 0 | 19 | Joiner | 18 | 3-5 | 1-1 | 0-0 | 1-1 | 2 | 1 | 2 | 0 | 1 | 2 | 7 | |
| Gaston | 24 | 1-2 | 0-0 | 4-4 | 0-3 | 1 | 3 | 1 | 2 | 0 | 1 | 6 | Richardson | 18 | 8-11 | 2-3 | 1-1 | 3-1 | 4 | 1 | 1 | 3 | 0 | 3 | 19 | |
| Glasson | 24 | 1-5 | 1-1 | 0-0 | 1-0 | 1 | 4 | 1 | 4 | 0 | 1 | 3 | Mathews | 15 | 2-3 | 0-0 | 0-0 | 1-1 | 2 | 2 | 1 | 0 | 0 | 0 | 4 | |
| Brown | 29 | 0-3 | 0-1 | 3-5 | 0-4 | 4 | 1 | 4 | 6 | 0 | 1 | 3 | Johnson, N. | 20 | 1-3 | 1-2 | 0-0 | 0-3 | 3 | 1 | 4 | 0 | 0 | 0 | 3 | |
| Depron | 34 | 3-12 | 0-3 | 4-6 | 0-3 | 3 | 1 | 2 | 7 | 0 | 5 | 10 | Pickett | 21 | 5-11 | 4-9 | 2-2 | 0-3 | 3 | 2 | 6 | 1 | 1 | 4 | 16 | |
| Blastry | 13 | 1-2 | 0-1 | 0-1 | 0-1 | 1 | 1 | 1 | 1 | 0 | 0 | 2 | Gordon | 1 | 1-1 | 1-1 | 0-0 | 0-0 | 0 | 0 | 0 | 0 | 0 | 0 | 0 | 3 |
| King | 23 | 2-4 | 1-2 | 1-2 | 0-3 | 3 | 1 | 2 | 4 | 0 | 0 | 6 | Galloway | 19 | 4-6 | 0-1 | 0-0 | 0-2 | 2 | 1 | 6 | 1 | 0 | 2 | 8 | |
| Wall | 16 | 2-2 | 1-1 | 0-1 | 1-0 | 1 | 2 | 0 | 3 | 0 | 0 | 5 | Thorton | 12 | 2-4 | 1-3 | 3-6 | 2-2 | 4 | 4 | 0 | 1 | 0 | 0 | 8 | |
| Wadnor | 4 | 0-1 | 0-0 | 0-0 | 0-1 | 0 | 0 | 0 | 0 | 0 | 0 | 0 | Wilson | 8 | 0-3 | 0-0 | 0-0 | 0-0 | 0 | 0 | 0 | 0 | 0 | 0 | 0 | 0 |
| James | 4 | 0-0 | 0-0 | 0-0 | 0-0 | 0 | 0 | 0 | 0 | 0 | 0 | 0 | Callier | 11 | 0-3 | 0-0 | 0-0 | 0-3 | 2 | 0 | 0 | 1 | 2 | 4 | | |
| Team | | | | | | | | | | | | | Wafer | 20 | 3-11 | 3-8 | 2-2 | 0-3 | 3 | 2 | 2 | 5 | 0 | 2 | 11 | |
| Totals | 200 | 18-44 | 6-21 | 14-21 | 4-15 | 22 | 18 | 11 | 23 | 0 | 8 | 54 | Fenly | 1 | 0-0 | 0-0 | 0-2 | 0-0 | 0 | 0 | 0 | 0 | 0 | 0 | 0 | |
| FG%: Nicholls State, .364; Florida State, .551 | | | | | | | | | | | | | | | | | | | | | | | | | | |
| 3FG%: Nicholls State, .331; Florida State, .419 | | | | | | | | | | | | | | | | | | | | | | | | | | |
| FT%: Nicholls State, .667; Florida State, .667 | | | | | | | | | | | | | | | | | | | | | | | | | | |
| Technical Fouls: None | | | | | | | | | | | | | | | | | | | | | | | | | | |
| | | | | | | | | | | | | | Nicholls State (0-2) 24 30 -- 54 Florida State (3-0) 44 55 -- 99 | | | | | | | | | | | | | |
| | Referees: Roger Ayers, Mike Eades, Bernard Clinton | | | | | | | | | | | | | | | | | | | | | | | | | |

GAME NUMBER 4

Florida State 81, South Carolina State 46



TALLAHASSEE, Fla. – Tim Pickett scored 17 points and Florida State extended its best start in seven seasons, beating South Carolina State 81-46. Von Wafer and Al Thornton each scored 12 points and Michael Joiner added 10 for Florida State, which is 4-0 for the first time since the 1997-98 season. Thurman Zimmerman had a game-high 25 points for South Carolina St. Zimmerman made nine-of-18 shots from the field, but his teammates combined to shoot only three-for-34 (8.8 percent) in the game. Florida State shot 55.4 percent from the floor. South Carolina State was within 21-15 with 7:59 left in the half, but missed seven of its next eight field goal attempts in a 16-6 Florida State run that gave the Seminoles a 16-point lead. Thornton had Florida State's last 10 points of that pre-half-time burst, all coming on either layups or dunks and within a span of 2:30. Florida State continued to pull away after half-time, opening with an 18-3 run and holding South Carolina State without a field goal over a 10-minute stretch.



Michael Joiner scored eight points in 16 minutes played as Florida State defeated Wagner in the second round of the University of Pittsburgh Holiday Hoops Classic.

Florida State 81, South Carolina State 46
Leon County Civic Center, Tallahassee, Fla.

| SC State | Min. | FG | 3FG | FT | O-D | Reb | F | A | T | B | S | Pts | Florida St. | Min. | FG | 3FG | FT | O-D | Reb | F | A | T | B | S | Pts |
|-----------|------|-------|------|-------|-------|-----|----|---|----|---|----|-----|-------------|------|------|-----|-----|-----|-----|---|---|---|---|---|-----|
| Mason | 28 | 1-6 | 0-0 | 6-8 | 0-1 | 1 | 3 | 0 | 1 | 0 | 2 | 8 | Joiner | 18 | 4-7 | 1-3 | 1-1 | 1-1 | 2 | 1 | 2 | 2 | 0 | 0 | 10 |
| Zimmerman | 33 | 9-12 | 1-3 | 6-6 | 6-0 | 6 | 4 | 0 | 8 | 0 | 3 | 25 | Richardson | 23 | 2-4 | 0-1 | 2-3 | 0-8 | 6 | 1 | 0 | 1 | 2 | 0 | 6 |
| Heath | 27 | 1-3 | 0-0 | 0-0 | 0-2 | 2 | 2 | 1 | 3 | 1 | 2 | 2 | Mathews | 13 | 2-2 | 0-0 | 1-2 | 1-2 | 3 | 0 | 0 | 4 | 2 | 1 | 5 |
| Elkins | 27 | 0-4 | 0-1 | 3-4 | 1-3 | 4 | 0 | 1 | 3 | 0 | 1 | 3 | Johnson, N. | 19 | 0-1 | 0-1 | 0-0 | 0-0 | 0 | 0 | 1 | 7 | 0 | 0 | 0 |
| Wiggins | 30 | 1-9 | 0-7 | 0-0 | 0-3 | 3 | 2 | 2 | 3 | 0 | 1 | 2 | Pickett | 22 | 6-10 | 2-4 | 3-3 | 1-3 | 4 | 2 | 2 | 2 | 0 | 4 | 17 |
| Cannon | 12 | 0-2 | 0-0 | 0-1 | 0-0 | 0 | 4 | 0 | 1 | 0 | 0 | 0 | Gordon | 7 | 1-1 | 1-1 | 0-0 | 1-0 | 1 | 0 | 1 | 0 | 0 | 0 | 3 |
| Seals | 9 | 0-2 | 0-0 | 2-2 | 1-5 | 0 | 0 | 0 | 0 | 0 | 0 | 2 | Galloway | 19 | 2-5 | 1-3 | 0-0 | 1-2 | 3 | 2 | 4 | 0 | 1 | 1 | 5 |
| Sapp | 1 | 0-0 | 0-0 | 0-0 | 0-0 | 0 | 0 | 0 | 0 | 0 | 0 | 0 | Thomson | 18 | 6-8 | 0-0 | 0-1 | 2-4 | 6 | 2 | 0 | 1 | 1 | 0 | 12 |
| Lawson | 1 | 0-0 | 0-0 | 0-0 | 0-0 | 0 | 0 | 0 | 0 | 0 | 0 | 0 | Callier | 8 | 0-1 | 0-0 | 0-0 | 0-2 | 2 | 1 | 0 | 1 | 0 | 0 | 0 |
| Hoover | 21 | 0-3 | 0-2 | 4-4 | 4-2 | 6 | 3 | 1 | 2 | 0 | 1 | 4 | Perry | 22 | 5-11 | 1-5 | 1-1 | 1-1 | 2 | 4 | 2 | 1 | 0 | 0 | 12 |
| Kirkland | 1 | 0-0 | 0-0 | 0-0 | 0-0 | 0 | 0 | 0 | 0 | 0 | 0 | 0 | Perry | 2 | 0-0 | 0-0 | 2-3 | 0-0 | 0 | 0 | 0 | 0 | 0 | 1 | 2 |
| Trapp | 12 | 0-5 | 0-3 | 0-0 | 0-0 | 0 | 0 | 0 | 1 | 0 | 0 | 0 | Johnson, A. | 15 | 0-2 | 0-0 | 0-0 | 0-0 | 0 | 0 | 0 | 3 | 1 | 0 | 0 |
| Team | | | | | | 2 | 2 | 2 | | | | | Waleskowski | 19 | 3-4 | 1-1 | 2-2 | 1-4 | 5 | 1 | 2 | 1 | 1 | 4 | 9 |
| Totals | 200 | 12-52 | 1-16 | 21-25 | 14-16 | 30 | 18 | 5 | 22 | 1 | 10 | 48 | Team | | | | | | 2 | 2 | | | | | |

FG%: South Carolina State, .231; Florida State, .554
3FG%: South Carolina State, .063; Florida State, .268
FT%: South Carolina State, .840; Florida State, .750
Technical Fouls: None

State led 34-20 at halftime, holding Mississippi to just 26.7 percent shooting, but the Rebels shot 59.3 percent in the second half to cut into the lead.

Florida State 66, Ole Miss 60
Leon County Civic Center, Tallahassee, Fla.

| Ole Miss | Min. | FG | 3FG | FT | O-D | Reb | F | A | T | B | S | Pts | Florida St. | Min. | FG | 3FG | FT | O-D | Reb | F | A | T | B | S | Pts |
|-----------|------|-------|-------|-----|------|-----|----|----|---|---|---|-----|----------------|------|-------|------|-------|------|-----|----|----|----|---|---|-----|
| Harper | 36 | 3-11 | 1-7 | 0-2 | 1-4 | 5 | 3 | 7 | 1 | 0 | 1 | 7 | Joiner | 23 | 4-5 | 2-2 | 0-0 | 1-4 | 5 | 1 | 0 | 3 | 0 | 0 | 10 |
| Fox | 30 | 2-7 | 2-6 | 0-0 | 2-3 | 5 | 2 | 1 | 0 | 1 | 1 | 6 | Richardson | 26 | 1-5 | 1-3 | 1-2 | 1-6 | 7 | 1 | 1 | 3 | 1 | 1 | 4 |
| Reed | 33 | 9-16 | 0-3 | 0-1 | 1-7 | 8 | 3 | 0 | 2 | 1 | 1 | 15 | Mathews | 11 | 1-4 | 0-0 | 0-0 | 1-0 | 1 | 3 | 0 | 1 | 0 | 0 | 2 |
| Abernethy | 33 | 4-7 | 3-4 | 0-0 | 0-1 | 1 | 3 | 4 | 1 | 0 | 1 | 11 | Johnson, N. | 25 | 0-2 | 0-2 | 0-0 | 0-1 | 1 | 0 | 5 | 1 | 0 | 0 | 0 |
| Doyne | 4 | 0-1 | 0-1 | 0-0 | 0-0 | 0 | 0 | 0 | 0 | 0 | 0 | 0 | Pickett | 33 | 4-10 | 2-5 | 2-2 | 0-5 | 5 | 1 | 1 | 0 | 1 | 1 | 12 |
| Agley | 1 | 1-1 | 1-1 | 0-0 | 0-0 | 0 | 0 | 0 | 0 | 0 | 0 | 3 | Galloway | 15 | 1-1 | 1-1 | 4-6 | 0-1 | 1 | 2 | 4 | 3 | 0 | 0 | 7 |
| Moore | 2 | 0-0 | 0-0 | 0-0 | 0-0 | 0 | 0 | 0 | 0 | 0 | 0 | 0 | Thomson | 6 | 0-1 | 0-0 | 0-0 | 0-2 | 2 | 1 | 0 | 0 | 0 | 0 | 0 |
| Johnson | 28 | 3-8 | 3-7 | 0-0 | 0-0 | 0 | 1 | 2 | 0 | 0 | 0 | 9 | Wilson | 8 | 2-3 | 1-1 | 1-2 | 0-0 | 0 | 0 | 0 | 0 | 0 | 0 | 6 |
| Nunnery | 4 | 0-0 | 0-0 | 0-0 | 0-0 | 0 | 0 | 1 | 0 | 0 | 0 | 0 | Callier | 3 | 0-1 | 0-0 | 0-0 | 0-0 | 0 | 0 | 0 | 0 | 0 | 0 | 0 |
| Glass | 1 | 0-0 | 0-0 | 0-0 | 0-0 | 0 | 1 | 0 | 0 | 0 | 0 | 0 | Water | 14 | 1-2 | 1-2 | 1-2 | 0-1 | 1 | 1 | 0 | 0 | 1 | 0 | 4 |
| Rhodes | 5 | 0-0 | 0-0 | 0-0 | 0-1 | 1 | 1 | 0 | 0 | 0 | 0 | 0 | Johnson, A. | 20 | 5-5 | 0-0 | 9-10 | 0-2 | 2 | 2 | 0 | 0 | 0 | 0 | 19 |
| Scott | 3 | 0-1 | 0-0 | 2-2 | 1-1 | 2 | 2 | 0 | 0 | 0 | 0 | 2 | Waleskowski | 18 | 1-2 | 0-0 | 0-1 | 1-2 | 3 | 0 | 2 | 0 | 0 | 0 | 2 |
| Eddie | 10 | 1-5 | 0-0 | 0-0 | 0-0 | 0 | 0 | 0 | 0 | 0 | 0 | 2 | Team | | | | | | 3-3 | | | | | | |
| Jackson | 10 | 1-1 | 0-0 | 0-1 | 0-1 | 1 | 4 | 0 | 1 | 0 | 1 | 2 | Team | | | | | | 1-2 | | | | | | |
| Team | | | | | | 1-2 | | | | | | | Totals | 200 | 24-41 | 9-16 | 19-25 | 7-17 | 34 | 12 | 13 | 12 | 2 | 3 | 66 |
| Totals | 200 | 24-56 | 10-29 | 2-6 | 9-20 | 25 | 22 | 15 | 8 | 2 | 5 | 60 | Ole Miss (2-2) | | | | | | 20 | 40 | | | | | 60 |

FG%: Ole Miss, .429; Florida State, .488
3FG%: Ole Miss, .345; Florida State, .500
FT%: Ole Miss, .333; Florida State, .820
Technical Fouls: None

GAME NUMBER 5

Florida State 71, Northwestern 53

TALLHASSEE, Fla. – Anthony Richardson scored 25 of a career-high 27 points in the second half to lead Florida State to a 71-53 victory over Northwestern. Richardson, whose previous career high was 20 points, hit 10 of 13 shots, including four of five from 3-point distance. Tim Pickett added 21 for the Seminoles, who had runs of 24-9 and 18-3 in the second half when they outscored the visitors 45-22. Jitum Young led Northwestern with 17 points while teammates T.J. Parker and Evan Seacat added 12 each. Northwestern led 31-26 at halftime and built its advantage to 34-26 before Richardson keyed the 24-9 run that put Florida State into a 50-43 lead. The Wildcats pulled to within 50-48 on a pair of free throws by Young with 9:52 left when Florida State then went on an 18-3 tear to put the game away. Florida State shot 56.3 percent and was 54.5 percent from 3-point range with Pickett going five-for-eight behind the arc. The game was the first in the fifth annual Atlantic Coast Conference-Big Ten challenge that matches schools from each league.



Florida State 71, Northwestern 53
Leon County Civic Center, Tallahassee, Fla.

| NWestern | Min. | FG | 3FG | FT | O-D | Reb | F | A | T | B | S | Pts | Florida St. | Min. | FG | 3FG | FT | O-D | Reb | F | A | T | B | S | Pts |
|----------|------|-------|------|------|------|-----|----|----|----|---|---|-----|-------------|------|-------|-----|-----|-----|-----|---|---|---|---|---|-----|
| Vukacic | 32 | 1-2 | 1-1 | 0-0 | 0-1 | 1 | 5 | 4 | 0 | 3 | 3 | 3 | Joiner | 21 | 0-1 | 0-0 | 0-0 | 1-1 | 2 | 1 | 3 | 1 | 0 | 0 | 0 |
| Dvoracic | 40 | 1-2 | 1-1 | 0-0 | 0-1 | 1 | 2 | 3 | 3 | 1 | 1 | 3 | Richardson | 33 | 10-13 | 4-5 | 3-3 | 1-2 | 3 | 1 | 2 | 1 | 1 | 0 | 27 |
| Parker | 37 | 5-9 | 2-4 | 0-0 | 0-2 | 2 | 4 | 2 | 3 | 0 | 3 | 12 | Mathews | 9 | 0-1 | 0-0 | 0-0 | 0-0 | 0 | 0 | 0 | 0 | 1 | 0 | 0 |
| Huchad | 23 | 2-5 | 0-2 | 2-2 | 1-2 | 3 | 1 | 1 | 3 | 0 | 1 | 6 | Johnson, N. | 29 | 1-3 | 1-3 | 0-0 | 0-1 | 1 | 1 | 6 | 1 | 0 | 3 | 3 |
| Young | 40 | 6-12 | 0-2 | 5-8 | 3-6 | 9 | 0 | 1 | 3 | 0 | 1 | 17 | Pickett | 34 | 8-16 | 5-8 | 0-0 | 0-3 | 3 | 1 | 2 | 4 | 0 | 4 | 21 |
| Jenkins | 4 | 0-0 | 0-0 | 0-0 | 0-0 | 0 | 1 | 0 | 0 | 0 | 0 | 0 | Galloway | 15 | 1-3 | 0-1 | 1-2 | 0-3 | 3 | 0 | 3 | 1 | 0 | 0 | 3 |
| Seacat | 23 | 4-11 | 4-9 | 0-0 | 0-0 | 0 | 1 | 2 | 1 | 0 | 0 | 12 | Thomson | 6 | 1-1 | 0-0 | 0-0 | 0-0 | 0 | 1 | 0 | 1 | 0 | 0 | 2 |
| Scott | 1 | 0-0 | 0-0 | 0-0 | 0-0 | 0 | 0 | 0 | 1 | 0 | 0 | 0 | Wilson | 4 | 1-1 | 1-1 | 0-0 | 0-0 | 0 | 0 | 0 | 0 | 0 | 0 | 3 |
| Team | | | | | | 0-2 | | | | | | | Water | 13 | 1-5 | 1-4 | 0-0 | 0-1 | 1 | 1 | 0 | 1 | 0 | 0 | 3 |
| Totals | 200 | 15-41 | 6-19 | 7-10 | 4-14 | 18 | 14 | 13 | 18 | 1 | 8 | 53 | Johnson, A. | 22 | 2-3 | 0-0 | 1-2 | 1-4 | 5 | 3 | 1 | 4 | 0 | 1 | 5 |

FG%: Northwestern, .463; Florida State, .553
3FG%: Northwestern, .421; Florida State, .545
FT%: Northwestern, .700; Florida State, .714
Technical Fouls: None

GAME NUMBER 7

Florida State 83, Fairleigh Dickinson 46

TALLHASSEE, Fla. – Tim Pickett topped a balanced Florida State scoring attack with 15 points and the Seminoles used two big runs to ease past Fairleigh Dickinson 83-46. Von Wafer had 13 points and Adam Waleskowski added 11 for Florida State, which moved to 7-0 for only the third time in school history. The Seminoles also started with seven straight wins in the 1977-78 and 1988-89 seasons. Chad Timberlake and Brandon Edwards each scored 12 points for Fairleigh Dickinson which shot just 29.5 percent for the game, committed 20 turnovers and missed 26 of 32 shots from the field in one stretch. Led by Wafer, who scored seven straight Florida State points in the first half, and Waleskowski, the Seminoles held a 47-12 edge in bench scoring. Florida State led 22-18 midway through the first half, but closed the half on a 21-5 run, capped by a Pickett 3-pointer at the buzzer. An 18-3 run, starting early in the second half, allowed the Seminoles to open a 66-33 lead with 7:09 remaining.



Florida State 83, Fairleigh Dickinson 46
Leon County Civic Center, Tallahassee, Fla.

| FDU | Min. | FG | 3FG | FT | O-D | Reb | F | A | T | B | S | Pts | Florida St. | Min. | FG | 3FG | FT | O-D | Reb | F | A | T | B | S | Pts | |
|------------|------|-------|------|------|-------|-----|----|---|----|---|---|-----|-------------|------|-------|------|-------|-------|-----|----|----|----|---|----|-----|---|
| Kilcer | 29 | 1-10 | 0-4 | 0-0 | 0-2 | 6 | 2 | 1 | 2 | 0 | 0 | 2 | Joiner | 18 | 2-4 | 0-2 | 3-4 | 1-2 | 3 | 1 | 0 | 0 | 0 | 0 | 1 | 7 |
| Buch | 7 | 1-2 | 1-2 | 0-2 | 0-0 | 0 | 3 | 0 | 0 | 0 | 0 | 3 | Richardson | 20 | 2-2 | 0-0 | 3-4 | 4-11 | 5 | 1 | 3 | 0 | 0 | 1 | 7 | |
| Timberlake | 29 | 5-12 | 1-2 | 1-2 | 2-3 | 5 | 3 | 2 | 0 | 1 | 1 | 12 | Mathews | 17 | 1-6 | 0-0 | 1-1 | 2 | 0 | 1 | 0 | 1 | 0 | 1 | 2 | |
| Whitaker | 36 | 2-12 | 1-8 | 0-1 | 2-0 | 2 | 3 | 2 | 3 | 0 | 0 | 5 | Johnson, N. | 18 | 2-3 | 1-2 | 0-0 | 0-3 | 3 | 1 | 2 | 1 | 0 | 1 | 5 | |
| Edwards | 35 | 4-11 | 3-10 | 1-2 | 1-3 | 4 | 3 | 1 | 3 | 0 | 1 | 12 | Pickett | 22 | 5-9 | 5-8 | 0-0 | 0-3 | 3 | 2 | 2 | 3 | 0 | 1 | 15 | |
| Filipovic | 4 | 0-2 | 0-1 | 0-2 | 0-0 | 0 | 0 | 0 | 1 | 0 | 0 | 0 | Gordon | 2 | 1-1 | 0-0 | 0-0 | 0-0 | 0 | 0 | 0 | 0 | 0 | 0 | 0 | 2 |
| Sunkins | 5 | 0-1 | 0-1 | 0-0 | 0-0 | 0 | 0 | 0 | 0 | 0 | 0 | 0 | Galloway | 20 | 1-3 | 0-1 | 0-0 | 0-2 | 2 | 1 | 4 | 0 | 0 | 0 | 3 | 2 |
| Hans | 16 | 1-2 | 0-0 | 0-0 | 0-2 | 2 | 3 | 0 | 0 | 1 | 0 | 2 | Thomson | 14 | 0-0 | 0-0 | 3-4 | 3-5 | 5 | 2 | 0 | 0 | 0 | 0 | 0 | 7 |
| Torre | 6 | 0-5 | 0-2 | 0-0 | 0-1 | 1 | 0 | 1 | 0 | 0 | 0 | 0 | Wilson | 12 | 1-5 | 1-3 | 2-2 | 1-3 | 4 | 1 | 1 | 1 | 1 | 0 | 5 | |
| Peoples | 3 | 1-2 | 0-0 | 0-0 | 0-0 | 0 | 0 | 0 | 1 | 0 | 0 | 2 | Water | 20 | 4-8 | 1-3 | 4-5 | 1-0 | 1 | 2 | 2 | 2 | 0 | 2 | 13 | |
| Center | 2 | 0-0 | 0-0 | 0-0 | 0-0 | 0 | 0 | 0 | 0 | 1 | 0 | 0 | Perry | 2 | 0-1 | 0-1 | 0-0 | 0-0 | 0 | 0 | 1 | 1 | 0 | 0 | 0 | 0 |
| Crossair | 23 | 2-4 | 0-0 | 2-2 | 4-5 | 9 | 1 | 1 | 3 | 2 | 0 | 6 | Johnson, A. | 20 | 2-4 | 0-0 | 3-6 | 0-5 | 2 | 0 | 2 | 0 | 0 | 1 | 7 | |
| Ingram | 8 | 1-1 | 0-0 | 0-0 | 2-0 | 2 | 0 | 0 | 1 | 0 | 0 | 2 | Waleskowski | 15 | 5-9 | 1-1 | 0-0 | 3-3 | 6 | 2 | 1 | 3 | 0 | 1 | 11 | |
| Team | | | | | | 1-3 | | | | | | | Team | | | | | | 3-5 | | | | | | | |
| Totals | 200 | 18-61 | 6-30 | 4-11 | 16-19 | 35 | 18 | 6 | 20 | 2 | 4 | 46 | Totals | 200 | 28-60 | 9-21 | 18-25 | 10-41 | 47 | 15 | 17 | 14 | 1 | 12 | 83 | |

FG%: FDU

GAME NUMBER 8

Florida State 67, Miami 58

MIAMI, Fla. – Anthony Richardson scored 15 points, including five in a game-ending 13-0 run that helped Florida State match its best start in school history by beating in-state rival Miami 67-58. Leonard Hamilton now has the Seminoles off to their best start, matching what they did to open the 1977-78 and 1988-89 seasons. Florida State forced six turnovers and held Miami scoreless over the final seven minutes – a stretch that proved to be the difference in the game. The Hurricanes led 58-54 before missing their final seven shots. Florida State's leading scorer, Tim Pickett, scored 12 points after the break and started the comeback with a steal and a layup with 4:28 remaining. Alexander Johnson had a dunk, Richardson hit a free throw and Johnson added a layup to make it 61-58. Richardson and Pickett combined to go six-for-six from the free-throw line in the final minute to seal the victory. Miami had three consecutive chances to take a lead trailing 59-58, but Darius Rice had a turnover and then Armondo Surratt missed a layup and a 3-pointer. Rice led the Hurricanes with 20 points. Surratt added 15.



Florida State 67, Miami 58
Convocation Center, Miami, Fla.

| Florida St. | Min. | FG | 3FG | FT | O-D | Reb | F | A | T | B | S | Pts |
|---------------|------------|--------------|-------------|--------------|-------------|-----------|-----------|-----------|-----------|----------|-----------|-----------|
| Joiner | 17 | 1-2 | 0-0 | 0-0 | 1-1 | 2 | 5 | 0 | 1 | 1 | 0 | 2 |
| Richardson | 31 | 4-9 | 2-3 | 5-6 | 0-6 | 6 | 1 | 3 | 1 | 2 | 2 | 15 |
| Mathews | 20 | 2-2 | 0-0 | 2-4 | 0-5 | 5 | 0 | 2 | 1 | 2 | 0 | 6 |
| Johnson, N. | 22 | 1-2 | 1-2 | 0-1 | 0-2 | 2 | 1 | 4 | 2 | 0 | 2 | 3 |
| Pickett | 24 | 4-5 | 1-4 | 3-4 | 0-1 | 1 | 3 | 2 | 6 | 0 | 4 | 12 |
| Galloway | 18 | 2-4 | 0-1 | 0-0 | 0-0 | 0 | 1 | 1 | 0 | 0 | 0 | 4 |
| Thorton | 9 | 2-3 | 0-0 | 0-0 | 3-3 | 1 | 1 | 1 | 0 | 1 | 1 | 4 |
| Wilson | 6 | 1-3 | 1-3 | 0-0 | 1-0 | 1 | 1 | 0 | 1 | 0 | 0 | 3 |
| Callier | 1 | 0-0 | 0-0 | 0-0 | 0-0 | 0 | 0 | 0 | 0 | 0 | 0 | 0 |
| Water | 12 | 1-5 | 0-1 | 0-0 | 0-0 | 0 | 0 | 0 | 1 | 0 | 0 | 2 |
| Johnson, A. | 16 | 3-4 | 0-0 | 1-3 | 1-5 | 6 | 4 | 0 | 3 | 0 | 0 | 7 |
| Waleskowski | 17 | 3-5 | 0-1 | 3-3 | 2-4 | 6 | 2 | 1 | 4 | 0 | 0 | 9 |
| Team | | | | 0-6 | | | | | | | | |
| Totals | 200 | 24-48 | 5-15 | 14-21 | 5-33 | 38 | 18 | 15 | 21 | 5 | 10 | 67 |

| Miami | Min. | FG | 3FG | FT | O-D | Reb | F | A | T | B | S | Pts |
|---------------|------------|--------------|-------------|------------|--------------|-----------|-----------|-----------|-----------|----------|-----------|-----------|
| Rice | 36 | 7-19 | 4-13 | 2-3 | 2-3 | 5 | 1 | 0 | 2 | 1 | 1 | 20 |
| Daphne | 14 | 1-1 | 0-0 | 0-0 | 1-1 | 2 | 3 | 0 | 2 | 0 | 1 | 2 |
| Surratt | 31 | 5-11 | 3-5 | 0-0 | 1-3 | 4 | 4 | 5 | 1 | 0 | 0 | 15 |
| Williams | 13 | 0-3 | 0-0 | 0-0 | 1-2 | 1 | 1 | 3 | 2 | 0 | 1 | 0 |
| Hite | 34 | 4-13 | 0-5 | 2-2 | 1-2 | 3 | 4 | 3 | 1 | 0 | 0 | 10 |
| Carline | 4 | 0-1 | 0-1 | 0-0 | 0-0 | 0 | 0 | 0 | 0 | 0 | 0 | 0 |
| Hamilton | 30 | 0-1 | 0-0 | 1-2 | 0-6 | 6 | 3 | 0 | 1 | 2 | 3 | 1 |
| Chapelot | 4 | 0-1 | 0-1 | 0-0 | 0-0 | 0 | 1 | 0 | 0 | 0 | 0 | 0 |
| Harris | 1 | 0-0 | 0-0 | 0-0 | 0-0 | 0 | 0 | 0 | 0 | 0 | 0 | 0 |
| Diaz | 27 | 4-14 | 0-4 | 0-0 | 0-0 | 4 | 8 | 3 | 1 | 5 | 1 | 8 |
| King | 5 | 1-1 | 0-0 | 0-0 | 0-1 | 1 | 1 | 0 | 0 | 0 | 0 | 2 |
| Hansen | 1 | 0-0 | 0-0 | 0-0 | 0-0 | 0 | 0 | 0 | 0 | 0 | 0 | 0 |
| Team | | | | 0-0 | | 1-1 | | | | | | |
| Totals | 200 | 23-65 | 7-29 | 5-7 | 11-93 | 34 | 21 | 12 | 15 | 4 | 11 | 58 |

FG%: Florida State, .500; Miami, .354
 3FG%: Florida State, .333; Miami, .241
 FT%: Florida State, .667; Miami, .714
 Technical Fouls: None
 Referees: Jim Burr, Karl Hess, Tony Greene

GAME NUMBER 9

Florida State 83, Wagner 62

TALLAHASSEE, Fla. – Anthony Richardson and Tim Pickett each scored six points during an 18-0 run to start the second half as Florida State remained unbeaten with an 83-62 victory over winless Wagner. Florida State is off to its best start in school history. The ninth victory came in a second-round game in the Pittsburgh Holiday Hoops Classic. Pickett finished with 14 points, followed by 12 from Richardson and 10 from freshman Alexander Johnson. Jamal Webb scored 13 points and Doug Viegas 11 for Wagner. Florida State had too much size and too much depth, outscoring Wagner 30-10 in the paint and 40-24 off the bench. The unranked Seminoles built an early 22-9 lead, but led just 41-34 at the half before jumping out to a 59-34 lead in the first six minutes of the second half. Florida State twice started with 8-0 records, in the 1977-78 and 1988-89 seasons.



Florida State 83, Wagner 62
Leon County Civic Center, Tallahassee, Fla.

| Wagner | Min. | FG | 3FG | FT | O-D | Reb | F | A | T | B | S | Pts |
|---------------|------------|--------------|-------------|--------------|--------------|-----------|-----------|-----------|-----------|----------|----------|-----------|
| Watts | 21 | 2-7 | 0-2 | 0-1 | 5-2 | 5 | 2 | 0 | 5 | 0 | 1 | 4 |
| Viegas | 24 | 4-14 | 3-12 | 0-0 | 0-1 | 1 | 0 | 0 | 1 | 0 | 1 | 11 |
| Martin | 11 | 1-2 | 0-0 | 3-4 | 1-6 | 6 | 2 | 0 | 1 | 0 | 1 | 5 |
| McLenore | 10 | 2-4 | 1-3 | 0-0 | 0-0 | 0 | 0 | 2 | 2 | 0 | 1 | 5 |
| Webb | 18 | 3-6 | 1-1 | 6-8 | 2-2 | 4 | 2 | 1 | 0 | 1 | 0 | 13 |
| Pritchard | 22 | 0-5 | 0-3 | 1-3 | 0-2 | 2 | 0 | 4 | 3 | 0 | 0 | 1 |
| Day | 13 | 0-0 | 0-0 | 3-6 | 0-2 | 2 | 0 | 0 | 0 | 0 | 0 | 3 |
| McNeal | 9 | 1-1 | 1-1 | 0-0 | 0-1 | 1 | 0 | 1 | 0 | 0 | 0 | 3 |
| Bohnert | 10 | 2-3 | 2-3 | 0-1 | 1-5 | 1 | 1 | 0 | 0 | 0 | 0 | 6 |
| Vinson | 13 | 2-2 | 0-0 | 0-0 | 2-2 | 4 | 3 | 0 | 0 | 0 | 1 | 4 |
| Mansour | 3 | 0-0 | 0-0 | 0-0 | 0-0 | 0 | 1 | 0 | 1 | 0 | 0 | 0 |
| Munson | 25 | 0-4 | 0-1 | 4-6 | 3-4 | 7 | 4 | 1 | 4 | 0 | 0 | 4 |
| Carroll | 21 | 1-6 | 1-6 | 0-0 | 0-1 | 1 | 0 | 2 | 1 | 0 | 0 | 3 |
| Team | | | | 3-2 | | 5 | | | | | | |
| Totals | 200 | 18-57 | 6-30 | 17-29 | 15-39 | 24 | 15 | 11 | 18 | 1 | 6 | 62 |

| Florida St. | Min. | FG | 3FG | FT | O-D | Reb | F | A | T | B | S | Pts |
|---------------|------------|--------------|--------------|--------------|--------------|-----------|-----------|-----------|-----------|----------|-----------|-----------|
| Joiner | 16 | 3-7 | 2-4 | 0-0 | 1-6 | 4 | 2 | 1 | 0 | 0 | 0 | 8 |
| Richardson | 25 | 5-9 | 0-2 | 2-2 | 2-2 | 4 | 3 | 0 | 0 | 1 | 3 | 12 |
| Mathews | 15 | 1-3 | 0-0 | 1-2 | 0-1 | 1 | 1 | 0 | 0 | 1 | 0 | 3 |
| Johnson, M. | 19 | 2-3 | 2-3 | 0-0 | 0-2 | 2 | 0 | 0 | 2 | 0 | 0 | 7 |
| Pickett | 16 | 5-6 | 4-7 | 0-0 | 0-3 | 5 | 2 | 2 | 2 | 2 | 0 | 14 |
| Gordon | 1 | 0-0 | 0-0 | 0-0 | 0-0 | 0 | 0 | 0 | 0 | 0 | 0 | 0 |
| Galloway | 20 | 3-7 | 1-3 | 0-0 | 2-2 | 4 | 2 | 2 | 2 | 0 | 0 | 7 |
| Thorton | 14 | 0-2 | 0-1 | 1-2 | 0-4 | 1 | 2 | 0 | 1 | 0 | 0 | 1 |
| Wilson | 9 | 2-3 | 1-2 | 2-2 | 1-2 | 5 | 2 | 0 | 1 | 0 | 0 | 7 |
| Callier | 5 | 1-2 | 1-1 | 0-0 | 0-2 | 2 | 0 | 0 | 0 | 0 | 0 | 3 |
| Water | 24 | 3-11 | 2-7 | 0-1 | 0-2 | 2 | 2 | 2 | 2 | 0 | 1 | 6 |
| Perry | 1 | 0-1 | 0-0 | 0-0 | 0-0 | 0 | 0 | 0 | 0 | 0 | 0 | 0 |
| Johnson, A. | 13 | 3-5 | 0-0 | 4-4 | 0-1 | 1 | 2 | 1 | 2 | 1 | 0 | 10 |
| Waleskowski | 20 | 3-6 | 0-1 | 0-3 | 5-2 | 7 | 4 | 2 | 1 | 0 | 2 | 6 |
| Team | | | | 2-1 | | 3 | | | | | | |
| Totals | 200 | 30-67 | 13-31 | 10-16 | 15-31 | 44 | 24 | 16 | 11 | 2 | 12 | 83 |

FG%: Wagner, .316; Florida State, .448
 3FG%: Wagner, .300; Florida State, .419
 FT%: Wagner, .586; Florida State, .828
 Technical Fouls: Florida State, Anthony Richardson
 Referees: Chris Beaver, Rodney Chamberlain, Bo Boraski

GAME NUMBER 10

Florida State 47, Chicago State 42

PITTSBURGH, Pa. – Anthony Richardson made two free throws with 13 seconds left, the only scoring in the final four minutes, and unbeaten Florida State held on for a 47-42 victory over Chicago State. Chicago State turned the ball over three times down the stretch after a charging call on Florida State's Nate Johnson with the Seminoles up 45-42. The Cougars shot only 16.7 percent in the second half, four-of-24, yet repeatedly squandered chances to tie or go ahead. The Cougars turned the ball over in the backcourt after Johnson's foul and Tony Weeden had the ball knocked out of his hand as he tried to get off a shot in the lane with a minute left and the Cougars in position to tie it with a 3-pointer. Florida State had nine players score, but none reached double figures as Tim Pickett was held to five points, 10 below his average, and Richardson was held to eight, nearly five points below his 12.9 average. Pickett was one-of-eight as Florida State made only four of 20 3-point attempts. Adam Waleskowski had nine points and Johnson had eight points and eight rebounds for the Seminoles, who shot only 30 percent in a second half in which the teams combined to make only 10 of 44 shots. Weeden had 16 points and Craig Franklin had 12 for Chicago State.



Florida State 47, Chicago State 42
Peterson Events Center, Pittsburgh, Pa.

| Chi. State | Min. | FG | 3FG | FT | O-D | Reb | F | A | T | B | S | Pts |
|---------------|------------|--------------|-------------|-------------|--------------|-----------|-----------|----------|-----------|----------|----------|-----------|
| Perry | 38 | 2-8 | 1-1 | 2-3 | 3-3 | 6 | 1 | 2 | 0 | 1 | 0 | 7 |
| Carter | 24 | 1-4 | 0-0 | 0-0 | 0-1 | 1 | 5 | 0 | 1 | 0 | 0 | 2 |
| Akindele | 25 | 2-4 | 0-0 | 1-4 | 4-3 | 7 | 3 | 0 | 1 | 1 | 1 | 5 |
| Weeden | 40 | 4-15 | 2-6 | 6-9 | 1-2 | 3 | 3 | 2 | 4 | 0 | 2 | 16 |
| Planklin | 40 | 5-12 | 2-4 | 0-1 | 3-5 | 5 | 2 | 2 | 5 | 1 | 1 | 12 |
| Parran | 1 | 0-0 | 0-0 | 0-0 | 0-0 | 0 | 0 | 0 | 0 | 0 | 0 | 0 |
| Richard | 1 | 0-0 | 0-0 | 0-0 | 0-0 | 0 | 0 | 0 | 0 | 0 | 0 | 0 |
| Hambro | 31 | 0-4 | 0-1 | 0-0 | 0-3 | 3 | 4 | 0 | 2 | 1 | 2 | 0 |
| Team | | | | 3-4 | | 7 | | | | | | |
| Totals | 200 | 14-47 | 5-12 | 9-17 | 14-18 | 32 | 18 | 6 | 13 | 4 | 6 | 42 |

| Florida St. | Min. | FG | 3FG | FT | O-D | Reb | F | A | T | B | S | Pts |
|---------------|------------|--------------|-------------|--------------|--------------|-----------|-----------|-----------|-----------|-----------|----------|-----------|
| Joiner | 16 | 1-4 | 1-2 | 0-0 | 1-2 | 3 | 2 | 0 | 0 | 0 | 1 | 3 |
| Richardson | 26 | 3-8 | 0-2 | 2-2 | 3-2 | 5 | 0 | 2 | 3 | 2 | 2 | 8 |
| Mathews | 11 | 1-2 | 0-0 | 0-0 | 1-3 | 4 | 2 | 0 | 1 | 4 | 0 | 2 |
| Johnson, N. | 27 | 1-1 | 1-1 | 0-0 | 0-2 | 3 | 1 | 0 | 0 | 0 | 3 | 3 |
| Pickett | 25 | 1-11 | 1-8 | 0-0 | 1-1 | 2 | 4 | 1 | 2 | 0 | 2 | 5 |
| Galloway | 12 | 0-0 | 0-0 | 0-0 | 0-0 | 0 | 0 | 2 | 2 | 1 | 0 | 0 |
| Thorton | 1 | 0-0 | 0-0 | 0-0 | 0-0 | 0 | 1 | 0 | 0 | 0 | 0 | 0 |
| Wilson | 13 | 2-3 | 0-1 | 0-3 | 1-1 | 2 | 0 | 0 | 2 | 0 | 0 | 4 |
| Callier | 1 | 0-0 | 0-0 | 0-0 | 0-0 | 0 | 0 | 0 | 0 | 0 | 0 | 0 |
| Water | 17 | 1-5 | 0-4 | 3-3 | 0-1 | 1 | 1 | 1 | 1 | 0 | 0 | 5 |
| Johnson | 25 | 1-4 | 0-0 | 6-8 | 1-7 | 8 | 3 | 3 | 0 | 0 | 0 | 8 |
| Waleskowski | 26 | 3-5 | 1-2 | 2-4 | 6-2 | 2 | 1 | 3 | 3 | 0 | 0 | 9 |
| Team | | | | 2-1 | | 3 | | | | | | |
| Totals | 200 | 15-43 | 4-20 | 13-18 | 12-24 | 36 | 20 | 11 | 16 | 10 | 4 | 47 |

FG%: Chicago State, .298; Florida State, .349
 3FG%: Chicago State, .417; Florida State, .200
 FT%: Chicago State, .529; Florida State, .722
 Technical Fouls: None
 Referees: Bill McCarthy, Ron Tyjurski, Sean Wright

Tim Pickett scored a game-high 24 points as he made six 3-point shots against Duke in Tallahassee.

GAME NUMBER 14

Florida 87, Florida State 73

GAINESVILLE, Fla. - Anthony Roberson scored a career-high 28 points and No. 14 Florida wore down Florida State with its full-court press in an 87-73 victory. Roberson, a sophomore, made seven 3-pointers to help the Gators win their fourth straight. Tim Pickett scored 25 points for the Seminoles. The teams played back and forth for most of the first 30 minutes. Only when Adrian Moss made an eight-footer did the Gators go ahead 60-50 for their first double-digit lead of the game. Moss' basket was part of a 21-8 Florida run. Roberson had 20 points by halftime. He reached the 20-point mark at the buzzer this time, taking a feed from Matt Walsh and hitting a 3 from the corner for a 39-33 lead. David Lee had 18 points, eight rebounds and four assists for Florida. Although the Seminoles fell short, they showed their 10-0 start to the season wasn't a fluke. Pickett was tenacious, and the front line of Michael Joiner (seven points, five rebounds) and Anthony Richardson (eight points, five rebounds) banged around effectively with the lighter Gators.



Florida 87, Florida State 73
O'Connell Center, Gainesville, Fla.

| Florida St. | Min. | FG | 3FG | FT | O-D | Reb | F | A | T | B | S | Pts |
|---------------|------------|--------------|-------------|--------------|-------------|-----------|-----------|-----------|-----------|----------|----------|-----------|
| Joiner | 23 | 5-11 | 1-1 | 0-2 | 4-1 | 3 | 3 | 4 | 1 | 0 | 1 | 7 |
| Richardson | 27 | 8-17 | 0-1 | 4-6 | 1-4 | 3 | 4 | 0 | 4 | 1 | 1 | 9 |
| Mathews | 8 | 0-0 | 0-0 | 2-2 | 0-0 | 0 | 1 | 0 | 2 | 0 | 0 | 2 |
| Johnson, N. | 31 | 2-4 | 0-2 | 3-4 | 0-2 | 2 | 4 | 4 | 2 | 0 | 2 | 7 |
| Pickett | 36 | 8-13 | 6-10 | 3-3 | 3-4 | 7 | 1 | 2 | 1 | 0 | 2 | 28 |
| Galloway | 10 | 0-0 | 0-0 | 0-0 | 0-0 | 0 | 2 | 2 | 3 | 0 | 0 | 0 |
| Thompson | 4 | 0-0 | 0-0 | 2-2 | 0-1 | 1 | 2 | 0 | 0 | 0 | 0 | 2 |
| Wilson | 12 | 0-1 | 0-1 | 0-0 | 0-0 | 0 | 1 | 0 | 1 | 0 | 0 | 0 |
| Water | 17 | 3-8 | 1-3 | 1-2 | 0-0 | 0 | 0 | 1 | 1 | 0 | 0 | 8 |
| Johnson, A. | 23 | 6-7 | 0-0 | 8-8 | 1-5 | 1 | 5 | 0 | 2 | 0 | 1 | 10 |
| Waleskowsky | 22 | 2-2 | 0-0 | 0-1 | 0-6 | 2 | 2 | 1 | 4 | 0 | 1 | 4 |
| Team | 0 | 4 | 4 | 0 | 0 | 0 | 0 | 0 | 0 | 0 | 0 | 0 |
| Totals | 200 | 24-46 | 8-19 | 17-27 | 9-22 | 31 | 25 | 14 | 21 | 1 | 8 | 73 |

| Florida | Min. | FG | 3FG | FT | O-D | Reb | F | A | T | B | S | Pts |
|---------------|------------|--------------|-------------|--------------|-------------|-----------|-----------|-----------|-----------|----------|----------|-----------|
| Dierker | 33 | 5-7 | 0-3 | 2-3 | 0-4 | 4 | 5 | 4 | 4 | 0 | 0 | 2 |
| Lee | 33 | 5-7 | 0-0 | 6-11 | 5-8 | 8 | 3 | 4 | 2 | 0 | 2 | 18 |
| Collins | 21 | 5-7 | 0-0 | 1-3 | 5-1 | 2 | 3 | 8 | 1 | 0 | 2 | 11 |
| Roberson | 31 | 8-14 | 7-11 | 5-6 | 0-2 | 2 | 1 | 0 | 2 | 0 | 0 | 28 |
| Walsh | 34 | 3-9 | 1-4 | 4-4 | 1-4 | 5 | 1 | 4 | 1 | 0 | 2 | 11 |
| Moss | 17 | 3-6 | 0-1 | 2-2 | 0-2 | 2 | 5 | 0 | 0 | 1 | 0 | 8 |
| Humphrey | 15 | 1-2 | 1-2 | 0-0 | 1-0 | 1 | 1 | 0 | 0 | 0 | 0 | 3 |
| Abukar | 12 | 0-3 | 0-3 | 0-0 | 1-1 | 2 | 2 | 0 | 1 | 0 | 1 | 0 |
| Richard | 4 | 0-0 | 0-0 | 0-1 | 0-0 | 0 | 1 | 0 | 1 | 0 | 0 | 0 |
| Team | 0 | 0 | 0 | 0 | 0 | 0 | 0 | 0 | 0 | 0 | 0 | 0 |
| Totals | 200 | 28-55 | 9-24 | 22-30 | 9-22 | 31 | 22 | 17 | 12 | 1 | 7 | 87 |

FG% Florida State: .522 Florida: .509
3FG% Florida State: .444 Florida: .375
FT% Florida State: .630 Florida: .733
Technical Fouls: None

GAME NUMBER 16

Clemson 53, Florida State 48

CLEMSON, S.C. - Shawan Robinson scored 10 points - the only player in the game to score double figures - to lead Clemson to a 53-48 victory over Florida State. Clemson used a late 9-0 run and then survived some poor free throw shooting to hang on for the victory. Michael Joiner and Alexander Johnson both scored nine points for Florida State. Robinson barely got to double figures. He had to make a free throw with 32.8 seconds remaining to get 10 points. Trailing 27-19 at the half, Florida State opened the second half with an 11-2 run to go up 30-29 with 12:44 remaining. Alexander Johnson made two field goals and Adam Waleskowsky and Tim Pickett both had 3-pointers during the run. Clemson's 9-0 run was led by Robinson's 3-pointer during and Akin Akingbala capped it with a dunk to give the Tigers a 44-33 lead with 4:20 left.



Clemson 53, Florida State 48
Littlejohn Coliseum, Clemson, S.C.

| Florida St. | Min. | FG | 3FG | FT | O-D | Reb | F | A | T | B | S | Pts |
|---------------|------------|--------------|-------------|--------------|--------------|-----------|-----------|-----------|-----------|----------|-----------|-----------|
| Joiner | 29 | 3-4 | 2-2 | 1-2 | 3-4 | 7 | 2 | 1 | 4 | 2 | 1 | 9 |
| Richardson | 21 | 0-2 | 0-1 | 2-4 | 1-0 | 3 | 2 | 1 | 1 | 0 | 1 | 2 |
| Mathews | 3 | 0-1 | 0-0 | 0-0 | 0-1 | 0 | 0 | 1 | 0 | 0 | 0 | 0 |
| Johnson, N. | 22 | 1-3 | 1-2 | 0-0 | 1-2 | 3 | 3 | 6 | 1 | 0 | 0 | 3 |
| Pickett | 32 | 3-14 | 2-11 | 0-1 | 0-1 | 1 | 2 | 1 | 2 | 0 | 2 | 8 |
| Galloway | 20 | 2-6 | 0-1 | 2-2 | 0-3 | 3 | 3 | 0 | 2 | 0 | 1 | 6 |
| Thompson | 5 | 0-1 | 0-0 | 0-2 | 0-1 | 1 | 1 | 0 | 0 | 0 | 1 | 0 |
| Wilson | 10 | 0-0 | 0-0 | 0-0 | 0-0 | 0 | 0 | 0 | 1 | 0 | 1 | 0 |
| Water | 17 | 4-10 | 0-2 | 0-1 | 1-0 | 1 | 5 | 2 | 1 | 0 | 2 | 8 |
| Johnson, A. | 25 | 3-4 | 0-0 | 3-4 | 1-3 | 3 | 2 | 5 | 0 | 1 | 0 | 9 |
| Waleskowsky | 16 | 1-2 | 1-1 | 0-0 | 2-4 | 2 | 1 | 2 | 0 | 0 | 0 | 3 |
| Team | 0 | 0 | 0 | 0 | 0 | 0 | 0 | 0 | 0 | 0 | 0 | 0 |
| Totals | 200 | 16-46 | 7-22 | 14-25 | 14-24 | 38 | 17 | 13 | 18 | 0 | 10 | 53 |

| Florida | Min. | FG | 3FG | FT | O-D | Reb | F | A | T | B | S | Pts |
|---------------|------------|--------------|-------------|--------------|--------------|-----------|-----------|-----------|-----------|----------|-----------|-----------|
| Staboala | 16 | 2-4 | 1-3 | 0-0 | 1-0 | 1 | 2 | 0 | 3 | 0 | 1 | 5 |
| Hocutt | 33 | 2-4 | 0-0 | 0-2 | 3-4 | 7 | 4 | 0 | 1 | 0 | 1 | 4 |
| Ford | 32 | 1-5 | 0-0 | 3-4 | 1-4 | 5 | 2 | 1 | 2 | 0 | 0 | 5 |
| Hamilton | 35 | 1-5 | 0-1 | 5-8 | 0-3 | 3 | 1 | 7 | 1 | 0 | 0 | 7 |
| Christie | 20 | 1-5 | 1-3 | 4-5 | 3-2 | 5 | 2 | 1 | 2 | 0 | 0 | 7 |
| Rice | 22 | 3-9 | 2-5 | 1-4 | 3-5 | 5 | 0 | 2 | 2 | 0 | 0 | 9 |
| Allen | 1 | 1-1 | 0-0 | 0-0 | 1 | 0 | 0 | 0 | 1 | 0 | 0 | 2 |
| Robinson | 29 | 3-11 | 3-10 | 1-2 | 2-3 | 5 | 3 | 2 | 3 | 0 | 2 | 10 |
| Akingbala | 16 | 2-2 | 0-0 | 0-0 | 0-6 | 6 | 3 | 0 | 1 | 0 | 0 | 4 |
| Team | 0 | 0 | 0 | 0 | 0 | 0 | 0 | 0 | 0 | 0 | 0 | 0 |
| Totals | 200 | 16-46 | 7-22 | 14-25 | 14-24 | 38 | 17 | 13 | 18 | 0 | 10 | 53 |

FG% Florida State: .370 Clemson: .348
3FG% Florida State: .300 Clemson: .318
FT% Florida State: .500 Clemson: .560
Technical Fouls: None

GAME NUMBER 17

Virginia 76, Florida State 67 (OT)

CHARLOTTESVILLE, Va. - Devin Smith scored all 21 of his points after halftime, including the first five in overtime and Virginia defeated Florida State, 76-67. Todd Billet added 26 points for Virginia which avoided its first 0-4 start in league play since they went 0-5 in 1998-99, Pete Gillen's first season as head coach. Smith, who had seven in overtime, and Billet, who had 18 points in the second half and overtime, combined for 39 of Virginia's 51 points after the intermission in a game Gillen called a "must-win." Smith struck first in the extra period, making his fourth 3-pointer from the left corner and then a 15-footer with 4:03 left to give Virginia a 70-65 lead. The Seminoles, who were zero-for-nine from the field in the extra period, didn't score until Tim Pickett's free throws with 1:43 left. Donte Minter's two free throws and two more by Billet pushed Virginia's lead to 74-67. Von Wafer led the Seminoles with a career-high 17 points and Michael Joiner and Anthony Richardson each added 12. Billet's sixth 3-pointer with 1:25 left in regulation gave Virginia a 65-64 lead, but Adam Waleskowsky, whose putback had tied it with 1:45 to play, hit the second of two free throws with 1:12 left to tie it at 65. Neither team scored again until the overtime. Billet had a 3-pointer and three straight assists in a 16-2 run that gave Virginia a 46-39 lead with 14:14 remaining in the second half. But the Seminoles came back right away as Wafer hit two 3-pointers and completed a three-point play and Pickett scored on a layup and 3-pointer. The 14-7 Florida State run tied the game at 53 with 8:36 left.



GAME NUMBER 15

North Carolina State 58, Florida State 53

TALLAHASSEE, Fla. - Levi Watkins hit a 3-pointer with just over a minute to go to put North Carolina State ahead to stay and help the Wolfpack beat Florida State 58-53. Al Thornton's 3-pointer from the corner with 1:34 left capped a 9-0 run that gave Florida State a 53-52 lead, its only advantage of the second half. Watkins, who scored 13 points off the bench, gave the Wolfpack the lead back 25 seconds later. After Watkins' basket, Engin Atsur took the ball away from Florida State's Alexander Johnson - one of two Seminoles' turnovers in the final 52 seconds. Florida State then fouled Julius Hodge, who hit two free throws for a 57-53 lead with 27 seconds left. NC State led 30-25 at the half. Hodge led the Wolfpack with 15 points, while Atsur had 11. Anthony Richardson had 12 points and Tim Pickett had 10 on just three-for-10 shooting for Florida State.



NC State 58, Florida State 53
Leon County Civic Center, Tallahassee, Fla.

| NC State | Min. | FG | 3FG | FT | O-D | Reb | F | A | T | B | S | Pts |
|---------------|------------|--------------|-------------|------------|--------------|-----------|-----------|-----------|----------|----------|----------|-----------|
| Evans | 26 | 0-7 | 1-5 | 0-0 | 2-2 | 4 | 2 | 1 | 0 | 0 | 0 | 7 |
| Hodge | 36 | 5-13 | 1-3 | 4-4 | 4-6 | 9 | 2 | 2 | 4 | 0 | 0 | 15 |
| Melvin | 36 | 3-10 | 1-8 | 0-0 | 2-5 | 7 | 1 | 0 | 0 | 0 | 0 | 7 |
| Atsur | 31 | 4-7 | 2-5 | 1-2 | 1-2 | 3 | 1 | 2 | 1 | 0 | 2 | 11 |
| Sherrill | 17 | 1-7 | 0-3 | 1-1 | 0-0 | 0 | 1 | 1 | 1 | 0 | 1 | 3 |
| O'Donnell | 10 | 0-0 | 0-0 | 0-0 | 0-0 | 0 | 1 | 2 | 0 | 0 | 0 | 0 |
| Benneman | 8 | 0-0 | 0-0 | 0-0 | 0-0 | 0 | 3 | 0 | 0 | 1 | 0 | 0 |
| Watkins | 20 | 5-13 | 3-6 | 0-0 | 1-1 | 2 | 4 | 0 | 1 | 0 | 1 | 13 |
| Collins | 14 | 0-0 | 0-0 | 0-0 | 0-3 | 3 | 2 | 0 | 0 | 1 | 0 | 0 |
| Team | 0 | 0 | 1 | 0 | 0 | 0 | 0 | 0 | 0 | 0 | 0 | 0 |
| Totals | 200 | 21-54 | 8-30 | 9-9 | 10-19 | 29 | 18 | 10 | 7 | 2 | 4 | 58 |

| Florida St. | Min. | FG | 3FG | FT | O-D | Reb | F | A | T | B | S | Pts |
|---------------|------------|--------------|-------------|--------------|--------------|-----------|-----------|----------|-----------|----------|----------|-----------|
| Joiner | 27 | 0-4 | 0-2 | 0-0 | 2-3 | 5 | 0 | 3 | 1 | 0 | 2 | 0 |
| Richardson | 26 | 4-8 | 0-2 | 4-4 | 2-1 | 3 | 1 | 0 | 2 | 0 | 0 | 12 |
| Mathews | 8 | 0-0 | 0-0 | 2-2 | 0-0 | 0 | 0 | 0 | 1 | 0 | 0 | 2 |
| Johnson, N. | 27 | 2-6 | 1-3 | 0-0 | 0-3 | 3 | 3 | 1 | 0 | 0 | 0 | 5 |
| Pickett | 32 | 3-10 | 1-4 | 3-4 | 1-2 | 3 | 3 | 1 | 2 | 0 | 1 | 10 |
| Galloway | 14 | 0-0 | 0-0 | 2-2 | 0-2 | 2 | 2 | 0 | 1 | 0 | 0 | 2 |
| Thompson | 11 | 2-3 | 1-1 | 2-4 | 2-2 | 4 | 1 | 0 | 1 | 0 | 0 | 7 |
| Wilson | 8 | 0-2 | 0-1 | 0-0 | 0-0 | 0 | 2 | 0 | 0 | 0 | 0 | 0 |
| Water | 15 | 0-2 | 0-2 | 0-0 | 1-3 | 4 | 0 | 1 | 1 | 0 | 0 | 0 |
| Johnson, A. | 16 | 4-6 | 0-0 | 0-0 | 1-3 | 4 | 4 | 0 | 3 | 1 | 0 | 8 |
| Waleskowsky | 16 | 0-3 | 1-1 | 0-0 | 1-0 | 3 | 1 | 0 | 2 | 0 | 1 | 7 |
| Team | 0 | 0 | 1 | 0 | 0 | 0 | 0 | 0 | 0 | 0 | 0 | 0 |
| Totals | 200 | 18-49 | 4-16 | 13-16 | 11-23 | 34 | 16 | 7 | 13 | 1 | 4 | 53 |

FG% NC State: .389 Florida State: .367
3FG% NC State: .267 Florida State: .250
FT% NC State: .889 Florida State: .818
Technical Fouls: None

Virginia 76, Florida State 67 (OT)
University Hall, Charlottesville, Va.

| Florida St. | Min. | FG | 3FG | FT | O-D | Reb | F | A | T | B | S | Pts |
|---------------|------------|--------------|--------------|--------------|--------------|-----------|-----------|-----------|-----------|----------|----------|-----------|
| Joner | 30 | 5-9 | 2-4 | 0-0 | 4-0 | 3 | 2 | 2 | 1 | 1 | 12 | |
| Wilson | 17 | 1-4 | 1-4 | 0-0 | 1-2 | 3 | 3 | 2 | 0 | 0 | 3 | |
| Mathews | 5 | 0-0 | 0-0 | 0-1 | 1 | 1 | 0 | 2 | 0 | 0 | 0 | |
| Johnson, N. | 15 | 0-1 | 0-1 | 0-0 | 0-0 | 0 | 0 | 0 | 1 | 0 | 0 | |
| Pickett | 39 | 3-16 | 1-9 | 2-2 | 2-9 | 11 | 2 | 2 | 0 | 1 | 0 | 9 |
| Galloway | 30 | 0-7 | 0-2 | 0-0 | 0-3 | 3 | 3 | 5 | 1 | 0 | 2 | 0 |
| Thomson | 3 | 0-2 | 0-0 | 0-2 | 1-0 | 1 | 0 | 0 | 0 | 0 | 0 | 0 |
| Waller | 23 | 6-15 | 4-8 | 1-2 | 4-4 | 8 | 1 | 2 | 1 | 0 | 2 | 17 |
| Johnson, A. | 26 | 1-7 | 0-0 | 4-7 | 3-2 | 4 | 3 | 0 | 4 | 0 | 1 | 6 |
| Waleskowski | 26 | 2-4 | 1-2 | 3-4 | 5-2 | 7 | 3 | 0 | 3 | 0 | 0 | 8 |
| Richardson | 11 | 4-4 | 1-1 | 3-3 | 1-0 | 1 | 0 | 0 | 1 | 0 | 0 | 12 |
| Team | | | | | 2-0 | 2 | | | | | | |
| Totals | 225 | 22-69 | 10-31 | 15-20 | 22-23 | 45 | 16 | 14 | 15 | 6 | 7 | 67 |

| Virginia | Min. | FG | 3FG | FT | O-D | Reb | F | A | T | B | S | Pts |
|---------------|------------|--------------|--------------|--------------|--------------|-----------|-----------|-----------|-----------|----------|----------|-----------|
| Byers | 15 | 0-3 | 0-1 | 1-2 | 1-0 | 1 | 1 | 1 | 2 | 0 | 1 | 1 |
| Clark | 34 | 2-5 | 0-0 | 1-2 | 0-9 | 9 | 2 | 0 | 0 | 0 | 0 | 5 |
| Minter | 24 | 3-6 | 0-0 | 3-4 | 2-5 | 7 | 2 | 0 | 3 | 4 | 0 | 9 |
| Billet | 40 | 8-18 | 6-13 | 2-3 | 0-2 | 2 | 0 | 0 | 6 | 1 | 0 | 26 |
| Forbes | 18 | 0-1 | 0-1 | 0-0 | 1-4 | 5 | 0 | 0 | 3 | 2 | 1 | 1 |
| Reynolds | 30 | 2-6 | 2-6 | 2-2 | 1-2 | 3 | 5 | 5 | 2 | 0 | 1 | 8 |
| Maso | 4 | 1-1 | 1-1 | 0-0 | 0-0 | 0 | 1 | 0 | 0 | 0 | 0 | 3 |
| Bankoff | 8 | 0-1 | 0-1 | 0-0 | 0-1 | 1 | 2 | 0 | 1 | 0 | 0 | 0 |
| Can | 2 | 0-0 | 0-0 | 0-0 | 1-0 | 1 | 1 | 0 | 1 | 0 | 0 | 0 |
| Smith | 30 | 8-13 | 4-9 | 1-1 | 2-4 | 6 | 3 | 2 | 1 | 1 | 2 | 21 |
| Brown | 20 | 1-5 | 0-0 | 1-2 | 2-2 | 4 | 5 | 1 | 3 | 0 | 0 | 3 |
| Team | | | | | 1-0 | 1 | | | | | | |
| Totals | 225 | 25-69 | 13-31 | 11-15 | 11-29 | 40 | 22 | 18 | 16 | 8 | 7 | 76 |

FG% Florida State: 31% Virginia: 44%
 3FG% Florida State: 32% Virginia: 41%
 FT% Florida State: 65% Virginia: 68%
 Technical Fouls: None
 Referees: Duke Edsall, Bryan Kasey, Reggie Oler

GAME NUMBER 18

Florida State 90, North Carolina 81 (OT)

TALLAHASSEE, Fla. - Florida State erased a 24-point deficit and stunned No. 7 North Carolina 90-81 in overtime ending a four-game losing streak. Tim Pickett scored six of his 30 points in overtime for Florida State, which scored the first 11 points of the extra period. Seminoles' reserve point guard Todd Galloway tied it on a 3-pointer from the corner with 7.2 seconds remaining in regulation, tying the game for the first time since the opening tip. Galloway's clutch shot to even it at 78 was set up when Florida State's Alexander Johnson blocked a shot by Sean May. Rashad McCants and Melvin Scott each hit four 3-pointers in the first half for North Carolina. They keyed a 21-0 run that gave the Tar Heels their big early lead. The Seminoles scrambled back to trail 49-35 at halftime on a basket by Galloway, who raced the length of the court and was going up for a layup when the red light came on the backboard. The basket was ruled good and later became an important two points. Florida State made two big runs in the second half. The Seminoles closed to 53-43 early in the half, but North Carolina built an 18-point lead, 67-49, with 12:33 left. Then Pickett went to work, driving to the basket often and getting to the foul line. He made 11 of 13 free throws and led the Seminoles with nine rebounds.



Florida State 90, North Carolina 81 (OT)
Leon County Civic Center, Tallahassee, Fla.

| N. Car. | Min. | FG | 3FG | FT | O-D | Reb | F | A | T | B | S | Pts |
|---------------|------------|--------------|--------------|--------------|--------------|-----------|-----------|-----------|-----------|----------|-----------|-----------|
| Williams | 34 | 5-9 | 1-2 | 4-6 | 2-1 | 3 | 0 | 1 | 1 | 0 | 0 | 15 |
| McCants | 39 | 10-21 | 6-14 | 0-0 | 2-1 | 3 | 2 | 2 | 2 | 0 | 1 | 26 |
| May | 36 | 4-10 | 0-0 | 3-6 | 1-0 | 2 | 1 | 2 | 3 | 1 | 1 | 11 |
| Scott | 35 | 4-9 | 4-8 | 2-2 | 1-4 | 5 | 5 | 1 | 2 | 0 | 0 | 14 |
| Felton | 42 | 6-11 | 1-5 | 0-0 | 0-2 | 2 | 1 | 3 | 6 | 0 | 3 | 13 |
| Tommy | 2 | 0-0 | 0-0 | 0-0 | 0-0 | 1 | 0 | 0 | 0 | 0 | 0 | 0 |
| Manuel | 18 | 0-2 | 0-0 | 2-2 | 1-1 | 2 | 3 | 3 | 2 | 0 | 2 | 2 |
| Noel | 11 | 0-1 | 0-0 | 0-0 | 1-1 | 2 | 1 | 2 | 0 | 0 | 0 | 0 |
| Sanders | 8 | 0-1 | 0-0 | 0-0 | 0-2 | 2 | 2 | 0 | 0 | 1 | 0 | 0 |
| Team | | | | | 2-0 | 2 | | | | | | |
| Totals | 225 | 29-64 | 11-25 | 11-15 | 13-18 | 31 | 15 | 18 | 16 | 2 | 10 | 81 |

| Florida St. | Min. | FG | 3FG | FT | O-D | Reb | F | A | T | B | S | Pts |
|---------------|------------|--------------|-------------|--------------|--------------|-----------|-----------|-----------|-----------|----------|-----------|-----------|
| Joner | 27 | 3-4 | 1-1 | 0-0 | 2-3 | 5 | 3 | 2 | 4 | 0 | 1 | 7 |
| Wilson | 17 | 1-3 | 1-2 | 0-0 | 0-0 | 0 | 1 | 1 | 0 | 0 | 0 | 3 |
| Johnson, A. | 29 | 7-11 | 0-0 | 1-2 | 2-3 | 5 | 1 | 0 | 3 | 3 | 2 | 15 |
| Johnson, N. | 23 | 2-2 | 2-2 | 0-0 | 0-1 | 1 | 1 | 1 | 2 | 0 | 0 | 6 |
| Pickett | 41 | 8-17 | 3-8 | 11-13 | 2-7 | 9 | 3 | 2 | 1 | 0 | 2 | 30 |
| Galloway | 23 | 2-3 | 1-2 | 2-2 | 1-3 | 4 | 3 | 4 | 2 | 0 | 2 | 7 |
| Thomson | 15 | 3-4 | 0-0 | 1-2 | 0-0 | 0 | 0 | 0 | 1 | 0 | 0 | 7 |
| Waller | 22 | 3-7 | 0-3 | 0-1 | 2-1 | 3 | 1 | 2 | 1 | 0 | 0 | 6 |
| Mathews | 2 | 1-1 | 0-0 | 0-0 | 0-1 | 1 | 0 | 0 | 0 | 0 | 0 | 2 |
| Waleskowski | 20 | 2-5 | 0-1 | 1-2 | 2-4 | 6 | 3 | 0 | 3 | 0 | 1 | 5 |
| Richardson | 9 | 1-2 | 0-0 | 0-0 | 0-1 | 1 | 1 | 0 | 0 | 0 | 0 | 2 |
| Team | | | | | 2-3 | 5 | | | | | | |
| Totals | 225 | 33-59 | 8-19 | 15-22 | 13-27 | 40 | 17 | 12 | 20 | 3 | 11 | 90 |

FG% North Carolina: 45% Florida State: 55%
 3FG% North Carolina: 41% Florida State: 42%
 FT% North Carolina: 57% Florida State: 72%
 Technical Fouls: None
 Referees: Ted Valerina, John Cahill, Roger Ayers

GAME NUMBER 19

Florida State 75, Wake Forest 70

TALLAHASSEE, Fla. - Tim Pickett scored all of his 18 points in the second half and Florida State made six straight free throws over the final 45 seconds in a 75-70 victory over No. 10 Wake Forest. The win was the second in four days over a top 10 team for the Seminoles. Wake Forest led throughout the second half until the final minute. Todd Galloway's first points of the game, two free throws with 45 seconds remaining, gave the Seminoles the lead at 71-70. Adam Waleskowski and Pickett each added two free throws in the final 18 seconds to seal the win. Pickett's 3-pointer with 1:17 left pulled Florida State within 70-69. Nate Johnson and Waleskowski kept Florida State in the game during the first half, combining for 26 of the team's 36 points as



Pickett went scoreless. Johnson hit all four of his 3-point attempts while Waleskowski contributed 12 points and five rebounds. Johnson led all scorers with 19 points while Waleskowski finished with a career-high 16 points and eight rebounds. Freshman Chris Paul led Wake Forest with 17 points, while Eric Williams added 11 points and 10 rebounds. Freshman Kyle Visser, who fouled out in the final minute, had 12 points. The lead changed hands seven times in the first half and there were 10 ties.

Florida State 75, Wake Forest 70
Leon County Civic Center, Tallahassee, Fla.

| Wake | Min. | FG | 3FG | FT | O-D | Reb | F | A | T | B | S | Pts |
|---------------|------------|--------------|-------------|--------------|-----------|-----------|-----------|-----------|----------|----------|-----------|-----|
| Levy | 29 | 3-5 | 1-1 | 1-4 | 2-4 | 6 | 2 | 0 | 2 | 1 | 0 | 8 |
| Darelius | 22 | 2-4 | 0-2 | 1-2 | 1-1 | 2 | 2 | 1 | 3 | 0 | 1 | 5 |
| Williams | 27 | 4-8 | 0-0 | 3-4 | 4-6 | 10 | 3 | 0 | 3 | 1 | 0 | 11 |
| Gray | 22 | 1-10 | 1-9 | 0-0 | 0-2 | 2 | 2 | 2 | 6 | 0 | 0 | 3 |
| Paul | 32 | 6-9 | 2-3 | 3-4 | 1-1 | 2 | 4 | 4 | 1 | 0 | 1 | 17 |
| Eris | 12 | 2-4 | 0-0 | 1-1 | 0-2 | 2 | 0 | 0 | 0 | 0 | 1 | 5 |
| Downey | 24 | 2-5 | 1-2 | 0-0 | 0-3 | 3 | 1 | 3 | 1 | 0 | 0 | 5 |
| Joyce | 4 | 0-2 | 0-1 | 0-0 | 0-1 | 1 | 1 | 0 | 0 | 0 | 0 | 0 |
| Strickland | 11 | 2-3 | 0-0 | 0-0 | 0-2 | 2 | 3 | 0 | 1 | 0 | 0 | 4 |
| Visser | 17 | 5-5 | 0-0 | 2-4 | 3-1 | 4 | 5 | 0 | 1 | 0 | 1 | 12 |
| Team | | | | | 4-1 | 5 | | | | | | |
| Totals | 200 | 27-56 | 5-18 | 15-24 | 29 | 23 | 10 | 18 | 2 | 4 | 70 | |

| Florida St. | Min. | FG | 3FG | FT | O-D | Reb | F | A | T | B | S | Pts |
|---------------|------------|--------------|--------------|--------------|-------------|-----------|-----------|-----------|----------|-----------|-----------|-----------|
| Joner | 24 | 3-9 | 1-4 | 1-2 | 3-1 | 4 | 4 | 1 | 1 | 0 | 1 | 8 |
| Wilson | 21 | 3-3 | 0-2 | 0-1 | 0-1 | 1 | 3 | 2 | 0 | 0 | 0 | 2 |
| Johnson, A. | 24 | 2-6 | 0-0 | 3-4 | 0-2 | 2 | 2 | 0 | 3 | 0 | 0 | 7 |
| Johnson, N. | 32 | 6-8 | 5-7 | 2-4 | 0-1 | 1 | 0 | 7 | 1 | 0 | 5 | 19 |
| Pickett | 25 | 6-11 | 4-8 | 2-2 | 0-3 | 3 | 3 | 3 | 1 | 0 | 1 | 18 |
| Galloway | 11 | 0-2 | 0-2 | 2-2 | 0-2 | 2 | 2 | 0 | 2 | 0 | 0 | 2 |
| Thomson | 9 | 0-1 | 0-0 | 1-2 | 0-1 | 1 | 1 | 1 | 0 | 0 | 1 | 1 |
| Waller | 15 | 0-3 | 0-2 | 0-1 | 0-0 | 0 | 0 | 2 | 0 | 1 | 0 | 0 |
| Mathews | 1 | 0-0 | 0-0 | 0-0 | 0-0 | 0 | 0 | 0 | 0 | 0 | 0 | 0 |
| Waleskowski | 26 | 5-6 | 1-1 | 5-6 | 4-4 | 8 | 2 | 1 | 1 | 1 | 0 | 16 |
| Richardson | 13 | 1-5 | 0-2 | 0-0 | 0-0 | 0 | 0 | 0 | 2 | 0 | 0 | 2 |
| Team | | | | | 2-1 | 3 | | | | | | |
| Totals | 200 | 24-55 | 11-28 | 16-24 | 9-16 | 25 | 10 | 15 | 2 | 12 | 12 | 75 |

FG% Wake Forest: 48% Florida State: 43%
 3FG% Wake Forest: 27% Florida State: 39%
 FT% Wake Forest: 57% Florida State: 67%
 Technical Fouls: None
 Referees: Karl Hess, Larry Rose, Ray Nash

GAME NUMBER 20

Duke 56, Florida State 49

DURHAM, N.C. - Chris Duhon scored 11 points and hit a key 3-pointer in the final minute to lift No. 1 Duke past Florida State 56-49. J.J. Redick scored 24 points to lead the Blue Devils. Tim Pickett scored 16 for the Seminoles, who were trying to beat a top 10 team in three straight games for the first time in school history. The Blue Devils led by 12 at half-time and took their largest lead at 49-34 on a 3-pointer from Redick with 9:28 to play. The Seminoles answered with a 15-2 run, getting a three-point play from Alexander Johnson and a 3-pointer from Pickett to cut the deficit to 51-44 with 3:22 left. Von Wafer then had a stick back and a 3-pointer that cut it to 51-49 with one minute left. Coming out of a time-out, Duhon took the inbounds pass from Daniel Ewing near midcourt, dribbled to the left wing and fired a 3-pointer. The shot swished through with 36.4 seconds to go, giving Duke a 54-49 lead. Sean Dockery then came up with two big defensive plays. After Duhon's three, Dockery stole Wafer's inbounds pass and was fouled. He missed the free throw, but added another steal on Adam Waleskowski's pass. Redick added two free throws with 5.7 seconds left to seal it. The Seminoles played solid defense throughout, contesting Duke shots with their man defense and holding the Blue Devils to 39 percent shooting. They also pulled down 20 offensive rebounds.



Duke 56, Florida State 49
Cameron Indoor Stadium, Durham, N.C.

| Florida St. | Min. | FG | 3FG | FT | O-D | Reb | F | A | T | B | S | Pts |
|-------------|------|------|-----|-----|------|-----|---|---|---|---|---|-----|
| Joner | 26 | 2-6 | 0-1 | 0-0 | 2-1 | 3 | 0 | 1 | 2 | 0 | 1 | 4 |
| Wilson | 17 | 3-8 | 3-5 | 0-0 | 1-0 | 1 | 1 | 1 | 0 | 0 | 9 | |
| Johnson, A. | 20 | 2-4 | 0-0 | 4-7 | 2-4 | 6 | 3 | 1 | 3 | 1 | 0 | 8 |
| Johnson, N. | 33 | 1-4 | 0-2 | 0-0 | 3-1 | 4 | 1 | 6 | 1 | 1 | 2 | 2 |
| Pickett | 33 | 6-15 | 2-8 | 2-2 | 0-10 | 10 | 3 | 0 | 2 | 0 | 2 | 16 |
| Galloway | 7 | 0-1 | 0-1 | 0-0 | 0-0 | 2 | 1 | 1 | 0 | 0 | 0 | 0 |
| Thomson | 2 | 0-2 | 0-0 | 0-0 | 1-1 | 2 | 1 | 0 | 0 | 0 | 0 | 0 |
| Waller | 22 | 3-9 | 2-6 | 0-0 | 2-0 | 2 | 3 | 0 | 1 | 0 | 2 | 8 |



GAME NUMBER 21

Florida State 88, Savannah State 73

TALLAHASSEE, Fla. – Tim Pickett scored 24 points to lead Florida State past overmatched Savannah State 88-73 as the Seminoles reached their highest win total in six seasons. The Seminoles won for the third time in four games. Pickett matched a career high with six 3-pointers and Anthony Richardson and Alexander Johnson scored 13 points each. Michael Joiner added 12 for Florida State. The Seminoles used a 13-3 run midway through the first half to open up a 14-point lead that the Tigers never threatened. Jamal Daniels led the Tigers with 18 points and seven rebounds.



Florida State 88, Savannah State 73
Leon County Civic Center, Tallahassee, Fla.

| Savannah | Min. | FG | 3FG | FT | O-D | Reb | F | A | T | B | S | Pts |
|-----------|------|-------|-------|-----|-------|-----|----|----|----|---|---|-----|
| Henderson | 17 | 1-9 | 0-1 | 1-1 | 1-4 | 5 | 4 | 1 | 1 | 0 | 0 | 3 |
| Ridick | 33 | 5-8 | 0-0 | 4-4 | 0-7 | 7 | 3 | 2 | 4 | 1 | 0 | 11 |
| Barker | 23 | 2-3 | 1-1 | 0-0 | 0-2 | 2 | 1 | 0 | 4 | 0 | 0 | 5 |
| Daniels | 28 | 8-15 | 2-2 | 0-0 | 3-4 | 7 | 0 | 3 | 2 | 0 | 0 | 18 |
| Carson | 26 | 4-16 | 3-7 | 0-0 | 3-2 | 5 | 2 | 1 | 2 | 0 | 0 | 11 |
| Lowe | 23 | 3-9 | 2-6 | 1-2 | 1-3 | 4 | 1 | 4 | 2 | 0 | 0 | 9 |
| Taylor | 8 | 1-3 | 0-1 | 0-0 | 0-1 | 1 | 1 | 0 | 1 | 0 | 0 | 2 |
| Gordon | 11 | 2-4 | 1-1 | 0-0 | 1-1 | 2 | 1 | 0 | 1 | 0 | 0 | 5 |
| Marnez | 8 | 0-0 | 0-0 | 0-0 | 0-0 | 0 | 4 | 0 | 1 | 1 | 0 | 0 |
| Bennett | 2 | 1-3 | 1-2 | 0-0 | 0-0 | 0 | 0 | 0 | 0 | 0 | 0 | 3 |
| Daniel | 8 | 0-0 | 0-0 | 1-2 | 0-1 | 1 | 2 | 1 | 3 | 0 | 0 | 1 |
| Michell | 16 | 2-7 | 1-1 | 0-0 | 1-3 | 4 | 0 | 0 | 0 | 0 | 0 | 5 |
| Team | | | | | 10-22 | 12 | | | | | | |
| Totals | 200 | 29-77 | 11-22 | 4-8 | 20-30 | 50 | 19 | 12 | 21 | 2 | 3 | 73 |

FG%: Savannah State, .377; Florida State, .465
3FG%: Savannah State, .500; Florida State, .348
FT%: Savannah State, .444; Florida State, .667
Technical Fouls: None
Referee: Manny Upton, Michael Stephens, David Guthrie

GAME NUMBER 23

Maryland 73, Florida State 62

COLLEGE PARK, Md. – Jamar Smith had 16 points and 14 rebounds, and Maryland used a solid defensive effort in the second half to get past Florida State 73-62. Nik Caner-Medley scored 14 points and D.J. Strawberry had 12 for the Terrapins. Tim Pickett scored 20 for the Seminoles. Despite six-for-27 shooting after halftime, Florida State trailed by only four points until Chris McCray made two free throws with 52 seconds left. McCray then stole a pass, was fouled intentionally and added another foul shot to make it 69-62. The Seminoles missed their first seven shots of the second half and fell behind 43-38. Michael Joiner ended the drought with a 3-pointer, but Florida State missed its next seven field goal tries before a dunk by Alexander Johnson cut Maryland's lead to 52-47. McCray then scored five straight points, including a three-point play. Pickett picked up his fourth foul on the drive and spent the next two minutes on the bench. The Seminoles ran off an 8-3 spurt without him, closing to 60-55 on a 3-pointer by Von Wafer, who finished with 15 points. Pickett scored 10 points in the opening eight minutes to help the Seminoles take a 19-15 lead. It was 24-22 before Maryland freshman Mike Jones made a 3-pointer and Smith hit a fadeaway jumper to ignite a 10-0 run that put the Terrapins up by eight. Wafer scored the Seminoles' next nine points to keep it close.



Maryland 73, Florida State 62
Comcast Center, College Park, Md.

| Florida St. | Min. | FG | 3FG | FT | O-D | Reb | F | A | T | B | S | Pts |
|-------------|------|-------|-------|-----|-------|-----|----|----|----|---|---|-----|
| Joiner | 22 | 2-5 | 1-3 | 3-4 | 1-3 | 4 | 3 | 1 | 1 | 0 | 0 | 5 |
| Wilson | 21 | 1-3 | 0-1 | 0-0 | 1-2 | 3 | 3 | 3 | 0 | 0 | 0 | 2 |
| Johnson, A. | 19 | 3-6 | 0-0 | 1-2 | 1-3 | 4 | 1 | 0 | 0 | 1 | 2 | 7 |
| Johnson, N. | 31 | 1-9 | 1-5 | 0-0 | 0-4 | 4 | 2 | 4 | 2 | 0 | 0 | 3 |
| Pickett | 30 | 7-13 | 4-6 | 2-3 | 4-4 | 8 | 4 | 2 | 1 | 0 | 3 | 20 |
| Galloway | 9 | 0-1 | 0-0 | 0-0 | 0-0 | 0 | 0 | 0 | 0 | 0 | 1 | 0 |
| Thomson | 7 | 0-0 | 0-0 | 0-0 | 0-0 | 0 | 1 | 0 | 0 | 0 | 0 | 0 |
| Wafer | 19 | 4-13 | 3-9 | 4-5 | 0-3 | 3 | 2 | 1 | 2 | 0 | 0 | 15 |
| Matthews | 7 | 0-0 | 0-0 | 0-0 | 0-1 | 1 | 1 | 0 | 2 | 1 | 0 | 0 |
| Waleskewski | 25 | 3-8 | 1-2 | 0-0 | 3-2 | 5 | 4 | 3 | 1 | 2 | 1 | 7 |
| Richardson | 10 | 0-5 | 0-0 | 0-0 | 0-0 | 3 | 2 | 0 | 1 | 0 | 1 | 0 |
| Team | | | | | 1-3 | 4 | | | | | | |
| Totals | 200 | 29-77 | 11-22 | 4-8 | 20-30 | 50 | 19 | 12 | 21 | 2 | 3 | 73 |

FG%: Florida State, .328; Maryland, .403
3FG%: Florida State, .355; Maryland, .251
FT%: Florida State, .714; Maryland, .607
Technical Fouls: None
Referee: Mike Wood, Gary Maxwell, Karl Hess

GAME NUMBER 22

Florida State 81, Georgia Tech 65

TALLAHASSEE, Fla. – Tim Pickett scored 25 of his career-high 33 points in the second half and Florida State beat No. 15 Georgia Tech 81-65. Pickett was seven-of-eight from the field, including four-of-five from 3-point range, and made seven free throws without a miss in the second half despite Hewitt switching defenders in hopes of slowing him down. Florida State point guard Nate Johnson had nine assists. The Seminoles made 16 straight free throws in the second half when they broke open a close game with a 14-0 run to take a 73-56 lead as the Yellow Jackets went scoreless for 6:14. Georgia Tech went cold from 3-point range after halftime, making just one of 13 tries from beyond the arc while Pickett was putting on a shooting show in addition to getting eight rebounds and three steals. Ismail Muhammad led Georgia Tech with 14 points while Jarrett Jack and Marvin Lewis each had 10. B.J. Elder, Tech's scoring leader this season, had nine points and was just one-of-six from 3-point range.



Florida State 81, Georgia Tech 65
Leon County Civic Center, Tallahassee, Fla.


| G.Tech | Min. | FG | 3FG | FT | O-D | Reb | F | A | T | B | S | Pts |
|------------|------|-------|------|------|------|-----|----|----|----|---|---|-----|
| McHenry | 18 | 2-2 | 0-0 | 0-0 | 1-3 | 4 | 2 | 0 | 1 | 1 | 0 | 4 |
| Schenscher | 33 | 3-4 | 0-0 | 0-0 | 1-4 | 5 | 3 | 1 | 1 | 0 | 2 | 6 |
| Elder | 25 | 4-12 | 1-6 | 0-1 | 1-0 | 1 | 1 | 1 | 4 | 0 | 0 | 9 |
| Jack | 36 | 2-9 | 2-4 | 4-4 | 2-5 | 7 | 4 | 4 | 0 | 0 | 1 | 10 |
| Lewis | 26 | 4-9 | 2-7 | 0-0 | 0-0 | 0 | 0 | 0 | 1 | 0 | 0 | 10 |
| Muhammad | 20 | 7-9 | 0-0 | 0-3 | 0-4 | 4 | 4 | 1 | 5 | 0 | 3 | 14 |
| Bynum | 19 | 2-7 | 1-4 | 0-0 | 1-2 | 3 | 3 | 4 | 2 | 0 | 0 | 5 |
| Moore | 19 | 3-8 | 0-2 | 1-2 | 2-2 | 4 | 2 | 1 | 1 | 0 | 1 | 7 |
| Tarver | 4 | 0-0 | 0-0 | 0-0 | 0-0 | 0 | 0 | 0 | 0 | 0 | 0 | 0 |
| Team | | | | | 1-2 | 3 | | | | | | |
| Totals | 200 | 27-57 | 6-23 | 5-10 | 5-22 | 31 | 19 | 12 | 19 | 1 | 7 | 65 |

FG%: Georgia Tech, .474; Florida State, .448
3FG%: Georgia Tech, .251; Florida State, .400
FT%: Georgia Tech, .500; Florida State, .950
Technical Fouls: Florida State, Anthony Richardson
Referee: Karl Hess, Mike Wood, Jerry Heiser

GAME NUMBER 24

North Carolina State 75, Florida State 59

RALEIGH, N.C. – Engin Atsur scored a season-high 20 points to lead No. 21 NC State to a 75-59 victory over Florida State. Atsur had four 3-pointers as the Wolfpack finished 14-for-30 beyond the arc. Julius Hodge added 16 points, while Marcus Melvin had 11 and Scooter Sherrill 10 as NC State won its fourth straight. NC State, the nation's top free-throw shooting team, also was 21-for-26 from the line – including making 17 in a row at one point. Florida State got a large first half deficit to 13 points at halftime. But NC State got a shot in the lane and 3-pointer from Melvin, and a layup by Sherrill to go up by 20 two minutes into the second half. Florida State got down 23 before trimming the deficit to 11 with 5:31 left. NC State's first nine baskets were all 3-pointers, including three in the opening six minutes from Atsur. The Wolfpack finished the half 10-for-19 from beyond the arc, getting long-range shots from seven players.



Adam Waleskewski scored 15 points to lead Florida State past Virginia for the Seminoles' 15th victory of the 2003-04 season.

GAME NUMBER 28

Wake Forest 90, Florida State 87 (OT)

WINSTON-SALEM, N.C. – Justin Gray scored a career-high 31 points - including the go-ahead 3-pointer with 1:22 left in overtime - and the 11th-ranked Demon Deacons rallied from a 17-point deficit to beat Florida State 90-87. Gray went 10-for-21 from the field and drained two 3's in overtime for the Demon Deacons. Chris Paul added 21 points, six rebounds and eight assists for Wake Forest, while Taron Downey had 17 points. Tim Pickett scored 16 of his 23 points in the first half for the Seminoles. The Demon Deacons fell behind early and trailed 60-45 on a 3 from Pickett with 11:50 to play. They went to a seldom-used full-court press to slow the Seminoles, who shot eight-for-22 in the second half. That helped fuel 15 points off turnovers after halftime. The Demon Deacons closed the second half with a 30-15 run, including nine straight points at the end of regulation. Gray scored the third three of those points, hitting a spinning layup to cut the deficit to 75-74 with 1:40 left. He then hit the tying free throw 21 seconds later to send it to overtime tied at 75. Von Wafer's desperation 30-footer at the horn hit the front of the rim, giving the Demon Deacons the comeback win despite 20 turnovers.



Wake Forest 90, Florida State 87 (OT)
Joel Coliseum, Winston-Salem, N.C.

| Florida St. | Min. | FG | 3FG | FT | O-D | Reb | F | A | T | B | S | Pts |
|---------------|------------|--------------|--------------|--------------|--------------|-----------|-----------|-----------|-----------|-----------|-----------|-----------|
| Joiner | 12 | 0-2 | 0-2 | 2-2 | 0-0 | 4 | 0 | 1 | 0 | 1 | 2 | |
| Johnson, A. | 34 | 6-13 | 0-0 | 5-6 | 2-5 | 7 | 4 | 2 | 3 | 1 | 3 | 17 |
| Johnson, N. | 35 | 5-7 | 3-4 | 3-3 | 0-4 | 4 | 1 | 2 | 2 | 0 | 1 | 18 |
| Wilson | 32 | 0-1 | 0-1 | 2-2 | 1-3 | 4 | 2 | 5 | 3 | 0 | 1 | 2 |
| Pickett | 41 | 9-15 | 5-10 | 0-0 | 0-4 | 4 | 5 | 0 | 0 | 3 | 23 | 23 |
| Galloway | 14 | 0-4 | 0-2 | 0-0 | 0-0 | 0 | 3 | 3 | 1 | 0 | 0 | 0 |
| Thorton | 4 | 0-0 | 0-0 | 0-0 | 0-1 | 1 | 0 | 0 | 2 | 0 | 0 | 0 |
| Wafer | 9 | 3-6 | 1-2 | 0-0 | 0-1 | 1 | 1 | 0 | 0 | 1 | 7 | 7 |
| Milneaus | 4 | 0-1 | 0-0 | 0-0 | 0-0 | 2 | 1 | 0 | 1 | 0 | 1 | 0 |
| Waleskowski | 31 | 6-10 | 3-5 | 1-1 | 3-2 | 5 | 4 | 3 | 1 | 1 | 0 | 16 |
| Richardson | 9 | 1-3 | 0-1 | 2-3 | 2-1 | 3 | 1 | 0 | 0 | 0 | 0 | 4 |
| Team | | | | | | 0 | | | | | | 0 |
| Totals | 225 | 30-42 | 12-27 | 15-17 | 10-21 | 31 | 28 | 15 | 30 | 11 | 31 | 87 |

| Wake | Min. | FG | 3FG | FT | O-D | Reb | F | A | T | B | S | Pts |
|---------------|------------|--------------|--------------|--------------|--------------|-----------|-----------|-----------|-----------|----------|----------|-----------|
| Levy | 41 | 1-2 | 0-1 | 2-2 | 4-6 | 10 | 4 | 1 | 6 | 3 | 0 | 4 |
| Daniellus | 14 | 1-4 | 0-2 | 0-0 | 3-2 | 5 | 1 | 0 | 1 | 1 | 0 | 2 |
| Vester | 13 | 1-1 | 0-0 | 2-4 | 1-1 | 2 | 1 | 0 | 0 | 0 | 1 | 4 |
| Gray | 39 | 10-21 | 5-14 | 6-9 | 0-3 | 3 | 4 | 2 | 3 | 0 | 0 | 31 |
| Paul | 43 | 6-11 | 3-4 | 6-8 | 1-5 | 6 | 2 | 8 | 5 | 0 | 3 | 21 |
| Ellis | 3 | 0-2 | 0-0 | 0-0 | 4-0 | 4 | 0 | 1 | 0 | 1 | 0 | 0 |
| Downey | 35 | 6-13 | 3-9 | 2-2 | 0-1 | 1 | 1 | 3 | 1 | 0 | 2 | 17 |
| Williams | 26 | 3-4 | 0-0 | 4-4 | 2-5 | 7 | 4 | 0 | 1 | 0 | 2 | 10 |
| Stokland | 11 | 0-2 | 0-1 | 1-3 | 0-1 | 1 | 0 | 0 | 2 | 0 | 0 | 1 |
| Team | | | | | | 0 | | | | | | 0 |
| Totals | 225 | 28-50 | 11-31 | 23-32 | 15-24 | 39 | 19 | 14 | 20 | 4 | 8 | 90 |

Florida State (19-10, 6-4 ACC) 47 29 13 -- 87
Wake Forest (18-9, 9-5 ACC) 34 41 15 -- 90

Referees: Reggie Coker, Jamie Luckie, Bernard Clinton

FG%: Florida State, .494; Wake Forest, .467
3FG%: Florida State, .444; Wake Forest, .355
FT%: Florida State, .882; Wake Forest, .719
Technical Fouls: Florida State, Alexander Johnson

GAME NUMBER 29

Duke 70, Florida State 65

TALLAHASSEE, Fla. – Freshman Luol Deng scored 20 points and the fifth-ranked Blue Devils converted their last 12 free throws to beat Florida State 70-65. Chris Duhon nailed a pair of critical 3-pointers, one in the first half as the time clock ran out and the other that broke a 40-40 tie early in the second half. Successive dunks by Sheldon Williams midway through the second half gave Duke a 51-47 lead and the Blue Devils never looked back. Florida State's Tim Pickett led all scorers with 24 points, and Michael Joiner and Alexander Johnson added 10 a piece. The Blue Devils made 24 of 29 free throw tries to offset a 39.2 percent shooting effort (20-for-51) from the field and just six-of-25 from 3-point distance. Daniel Ewing added 15 points and Williams had 14 before fouling out with 3:06 left. Deng and Williams each had a game-high nine rebounds. Florida State used an 18-7 run midway through the half to take a 23-21 lead on Pickett's second straight 3-pointer, a shot that banked off the backboard.



Adam Waleskowski scored eight points and pulled down eight rebounds against NC State in the ACC Tournament.

Duke 70, Florida State 65
Leon County Civic Center, Tallahassee, Fla.

| Duke | Min. | FG | 3FG | FT | O-D | Reb | F | A | T | B | S | Pts |
|---------------|------------|--------------|-------------|--------------|--------------|-----------|-----------|----------|-----------|----------|----------|-----------|
| Deng | 37 | 6-13 | 2-3 | 6-6 | 2-7 | 9 | 2 | 2 | 2 | 2 | 2 | 20 |
| Williams | 22 | 5-6 | 0-0 | 4-6 | 2-7 | 9 | 5 | 0 | 2 | 2 | 1 | 14 |
| Redick | 33 | 1-9 | 1-6 | 4-6 | 2-2 | 4 | 3 | 1 | 1 | 0 | 1 | 7 |
| Ewing | 39 | 4-14 | 1-9 | 6-6 | 1-0 | 1 | 3 | 2 | 4 | 0 | 0 | 15 |
| Duhon | 39 | 3-6 | 2-4 | 4-4 | 1-1 | 2 | 1 | 3 | 2 | 1 | 3 | 12 |
| Hornam | 8 | 1-1 | 0-0 | 0-0 | 1-1 | 2 | 1 | 0 | 0 | 0 | 0 | 2 |
| Melchioni | 1 | 0-0 | 0-0 | 0-0 | 0-0 | 0 | 0 | 0 | 0 | 0 | 0 | 0 |
| Dockery | 8 | 0-1 | 0-1 | 0-0 | 0-0 | 0 | 1 | 0 | 1 | 0 | 0 | 0 |
| Randolph | 13 | 0-1 | 0-0 | 0-0 | 0-1 | 1 | 2 | 0 | 2 | 0 | 0 | 0 |
| Team | | | | | | 1 | | | | | | 2 |
| Totals | 200 | 20-51 | 6-25 | 24-29 | 10-20 | 30 | 18 | 8 | 14 | 5 | 7 | 70 |

| Florida St. | Min. | FG | 3FG | FT | O-D | Reb | F | A | T | B | S | Pts |
|---------------|------------|--------------|-------------|--------------|--------------|-----------|-----------|-----------|-----------|----------|----------|-----------|
| Joiner | 27 | 5-6 | 0-0 | 0-0 | 4-1 | 5 | 2 | 0 | 1 | 0 | 3 | 10 |
| Wilson | 22 | 0-2 | 0-1 | 0-0 | 1-1 | 2 | 3 | 1 | 0 | 0 | 0 | 0 |
| Johnson, A. | 25 | 2-7 | 0-0 | 6-9 | 2-3 | 5 | 4 | 3 | 5 | 0 | 0 | 10 |
| Johnson, N. | 26 | 3-7 | 0-2 | 1-5 | 0-4 | 4 | 3 | 1 | 3 | 0 | 3 | 7 |
| Pickett | 37 | 9-21 | 6-12 | 0-0 | 1-4 | 5 | 2 | 3 | 3 | 1 | 0 | 24 |
| Galloway | 12 | 1-2 | 0-0 | 0-0 | 1-0 | 1 | 0 | 0 | 0 | 0 | 0 | 2 |
| Thorton | 7 | 0-0 | 0-0 | 2-2 | 0-0 | 0 | 0 | 0 | 0 | 0 | 0 | 0 |
| Wafer | 17 | 3-5 | 0-1 | 2-2 | 0-0 | 1 | 0 | 2 | 0 | 1 | 0 | 6 |
| Waleskowski | 20 | 1-3 | 0-0 | 2-2 | 0-1 | 3 | 4 | 2 | 4 | 0 | 1 | 2 |
| Richardson | 5 | 0-0 | 0-0 | 0-0 | 0-3 | 3 | 2 | 0 | 1 | 0 | 0 | 0 |
| Team | | | | | | 1 | | | | | | 4 |
| Totals | 200 | 23-53 | 6-16 | 13-18 | 12-20 | 32 | 21 | 10 | 19 | 2 | 8 | 65 |

FG%: Duke, .392; Florida State, .434
3FG%: Duke, .247; Florida State, .375
FT%: Duke, .852; Florida State, .722
Technical Fouls: None

Referees: Larry Ross, Steve Gordon, Tom Eades

GAME NUMBER 30

Georgia Tech 63, Florida State 60

ATLANTA, Ga. – Marvin Lewis scored 16 of his 21 points in the second half and tied a season high with five 3-pointers, helping No. 19 Georgia Tech hold off Florida State 63-60. Jarrett Jack added 18 points, a career-high 12 rebounds and six assists for the Yellow Jackets including two free throws with 33.5 seconds left to seal it. Adam Waleskowski and Alexander Johnson each had 12 points for the Seminoles. Tim Pickett, the fifth-leading scorer in the conference at 16.5 points a game, finished with only 10 points. He fouled out with 6:43 left and played with an injury to his right ankle. Georgia Tech, coming off an upset victory over No. 3 Duke, came back behind Lewis. He scored 14 points in the first 11:38 of the period, including four 3-pointers, and helped the Yellow Jackets take their first lead since the first half. Florida State took its final lead on a 3 by Nate Johnson with 9:26 left, and he made a layup about six minutes later to tie it for the final time at 56. A 22-10 run in the first half gave the Seminoles their seven-point lead, thanks to tough defense from Pickett. He had six steals in only 11 minutes, but he picked up his second foul with about seven minutes left in the half.




Georgia Tech 63, Florida State 60
Alexander Memorial Coliseum, Atlanta, Ga.

| Florida St. | Min. | FG | 3FG | FT | O-D | Reb | F | A | T | B | S | Pts |
|--------------|------------|--------------|-------------|--------------|-----------|-----------|-----------|-----------|----------|-----------|-----------|-----|
| Joiner | 25 | 0-5 | 0-2 | 0-0 | 4-0 | 4 | 2 | 2 | 0 | 0 | 0 | 0 |
| Johnson, A. | 20 | 2-5 | 0-0 | 8-10 | 1-3 | 4 | 1 | 0 | 2 | 0 | 0 | 12 |
| Johnson, N. | 36 | 4-9 | 2-7 | 0-0 | 1-3 | 4 | 3 | 2 | 0 | 1 | 1 | 13 |
| Wilson | 25 | 0-4 | 0-3 | 0-0 | 2-0 | 3 | 1 | 0 | 2 | 0 | 0 | 0 |
| Pickett | 20 | 4-9 | 2-7 | 0-2 | 0-2 | 2 | 5 | 1 | 1 | 0 | 6 | 10 |
| Galloway | 14 | 1-3 | 1-3 | 1-2 | 0-1 | 1 | 2 | 3 | 1 | 0 | 1 | 4 |
| Wafer | 19 | 3-12 | 1-5 | 2-3 | 3-3 | 6 | 2 | 2 | 0 | 0 | 1 | 9 |
| Waleskowski | 31 | 5-11 | 0-4 | 2-2 | 2-3 | 5 | 2 | 0 | 3 | 1 | 2 | 12 |
| Richardson | 7 | 0-2 | 0-0 | 3-4 | 0-3 | 3 | 2 | 0 | 1 | 0 | 3 | 3 |
| Team | | | | | | 2 | | | | | | 3 |
| Total | 200 | 19-60 | 6-31 | 16-19 | 35 | 20 | 11 | 13 | 2 | 11 | 60 | |

| Ga.Tech | Min. | FG | 3FG | FT | O-D | Reb | F | A | T | B | S | Pts |
|--------------|------------|--------------|-------------|--------------|--------------|-----------|-----------|-----------|-----------|----------|-----------|-----|
| Lewis | 36 | 7-12 | 5-10 | 2-2 | 2-1 | 3 | 1 | 2 | 3 | 0 | 1 | 21 |
| Moore | 24 | 1-4 | 0-1 | 2-4 | 4-4 | 5 | 1 | 1 | 3 | 0 | 0 | 4 |
| Brooks | 8 | 0-1 | 0-0 | 0-0 | 1-3 | 4 | 3 | 0 | 2 | 0 | 0 | 0 |
| Jack | 37 | 6-12 | 4-8 | 5-8 | 1-1 | 12 | 3 | 6 | 1 | 0 | 1 | 15 |
| Nelson | 1 | 0-0 | 0-0 | 0-0 | 0-0 | 0 | 0 | 0 | 0 | 0 | 0 | 0 |
| Elder | 21 | 3-8 | 1-5 | 3-4 | 1-1 | 2 | 3 | 4 | 4 | 0 | 1 | 10 |
| Muhammad | 21 | 0-2 | 0-0 | 2-2 | 1-5 | 6 | 2 | 1 | 4 | 0 | 2 | 0 |
| Schenscher | 24 | 1-5 | 0-0 | 1-2 | 1-3 | 4 | 4 | 2 | 3 | 1 | 1 | 3 |
| Tarver | 3 | 1-1 | 0-0 | 1-1 | 0-0 | 0 | 0 | 0 | 0 | 0 | 0 | 3 |
| Mohrery | 25 | 1-2 | 0-1 | 0-0 | 0-0 | 1 | 1 | 4 | 0 | 1 | 2 | 2 |
| Team | | | | | | 3 | | | | | | 3 |
| Total | 200 | 20-47 | 7-21 | 16-23 | 13-25 | 42 | 18 | 15 | 22 | 3 | 63 | |

FG%: Florida State, .317; Georgia Tech, .426
3FG%: Florida State, .194; Georgia Tech, .333
FT%: Florida State, .696; Georgia Tech, .696
Technical Fouls: None

Referees: Duke Ecsall, Jamie Luckie, Les Jones



GAME NUMBER 31

North Carolina State 78, Florida State 71

Greensboro, N.C. – Marcus Melvin made two big 3-pointers in the second half and Julius Hodge scored 19 points to lead the Wolfpack past Florida State 78-71 in the Atlantic Coast Conference quarterfinals. Ilian Evtimov and Cameron Bennerman scored 17 points each for No. 17 NC State. Melvin helped NC State come back after falling behind by 11 with 13:08 left. His first big 3 capped an 8-2 run and gave the Wolfpack a 63-62 lead with 4:03 left. He then hit another 3 for a 70-67 lead with 1:32 remaining. Tim Pickett scored 23 points for the Seminoles who outrebounded the Wolfpack 32-29. Pickett, who was questionable before the game with an injured right ankle, opened the second half with three straight 3's and an assist before spraining his left ankle with 17:24 left. He eventually returned but only had six points after the injury. NC State overcame Pickett's effort by hitting 11 of 26 3-pointers, including six of its last eight attempts. Von Wafer also had 14 points for the Seminoles, who shot 49 percent from the field.



NC State 78, Florida State 71
Greensboro Coliseum, Greensboro, N.C.

| Florida St. | Min. | FG | 3FG | FT | O-D | Reb | F | A | T | B | S | Pts |
|--------------|------------|--------------|--------------|--------------|--------------|-----------|-----------|-----------|-----------|----------|----------|-----------|
| Johnson, N. | 34 | 0-2 | 0-1 | 0-1 | 1 | 6 | 2 | 0 | 1 | 0 | 0 | 0 |
| Wilson | 20 | 3-5 | 1-2 | 0-0 | 0-2 | 2 | 2 | 1 | 2 | 0 | 1 | 7 |
| Pickett | 31 | 7-12 | 6-10 | 3-4 | 0-5 | 3 | 4 | 2 | 3 | 0 | 2 | 23 |
| Johnson, A. | 23 | 3-5 | 0-0 | 3-3 | 0-7 | 9 | 3 | 2 | 4 | 0 | 1 | 9 |
| Waleszkowski | 25 | 3-6 | 1-3 | 1-2 | 2-6 | 8 | 4 | 1 | 2 | 0 | 0 | 8 |
| Joner | 20 | 1-2 | 0-1 | 1-3 | 0-0 | 0 | 3 | 1 | 1 | 1 | 0 | 3 |
| Galloway | 7 | 0-1 | 0-1 | 0-0 | 0-1 | 1 | 0 | 2 | 1 | 0 | 0 | 0 |
| Thomson | 7 | 1-4 | 0-0 | 2-3 | 0-0 | 3 | 2 | 0 | 0 | 0 | 0 | 4 |
| Wafer | 18 | 5-10 | 3-5 | 1-2 | 0-1 | 1 | 1 | 2 | 1 | 0 | 1 | 14 |
| Richardson | 12 | 2-4 | 0-0 | 0-0 | 0-0 | 2 | 1 | 0 | 0 | 0 | 1 | 4 |
| Team | | | | | 1-1 | 2 | | | | | | |
| Total | 200 | 25-51 | 11-23 | 10-17 | 10-22 | 32 | 21 | 17 | 16 | 1 | 7 | 71 |

| NC State | Min. | FG | 3FG | FT | O-D | Reb | F | A | T | B | S | Pts |
|---------------|------------|--------------|--------------|--------------|-------------|-----------|-----------|-----------|-----------|----------|----------|-----------|
| Bennerman | 30 | 6-8 | 3-5 | 2-2 | 1-3 | 4 | 1 | 4 | 1 | 0 | 3 | 17 |
| Atsu | 34 | 1-7 | 1-4 | 0-0 | 0-1 | 1 | 4 | 2 | 0 | 0 | 2 | 3 |
| Hodge | 39 | 5-12 | 2-4 | 7-8 | 1-5 | 6 | 4 | 5 | 5 | 0 | 0 | 19 |
| Collins | 16 | 2-4 | 0-1 | 0-0 | 1-2 | 3 | 3 | 0 | 1 | 0 | 0 | 4 |
| Melvin | 34 | 5-12 | 4-8 | 2-4 | 3-5 | 8 | 4 | 2 | 2 | 1 | 0 | 16 |
| Evtimov | 31 | 4-8 | 1-4 | 8-8 | 2-3 | 5 | 3 | 2 | 3 | 1 | 3 | 17 |
| O'Donnell | 5 | 0-0 | 0-0 | 0-0 | 0-0 | 0 | 0 | 0 | 0 | 0 | 0 | 0 |
| Watkins | 11 | 1-1 | 0-0 | 0-0 | 0-0 | 1 | 1 | 0 | 0 | 0 | 1 | 2 |
| Team | | | | | 0-2 | 2 | | | | | | |
| Totals | 200 | 24-52 | 11-26 | 19-22 | 8-21 | 29 | 20 | 15 | 12 | 2 | 9 | 78 |

Florida State (19-13) 81 40 -- 71
NC State (20-8) 32 46 -- 78
Referees: Karl Hoss, Ray Nattli, Mike Eades

FG%: Florida State, 49%; NC State, 46%
3FG%: Florida State, 47%; NC State, 42%
FT%: Florida State, 58%; NC State, 84%
Technical Fouls: None

GAME NUMBER 32

Florida State 91, Wichita State 84 (2 OT)

WICHITA, Kan. – Tim Pickett scored 25 points to lead Florida State to a pair of comebacks in a 91-84 double-overtime victory over Wichita State in the first round of the NIT. Pickett hit three second half 3-point shots to help the Seminoles rally from a 14-point deficit. Florida State also came back from six points down in the first overtime. In the second overtime, Nate Johnson hit a 3-pointer with 4:03 left to give the Seminoles the lead for good. Florida State then made six straight free throws, while Wichita State was just one-of-five from the field. Von Wafer came off the bench to score 14 points for the Seminoles. Jamar Howard and Fridge Holman had 16 points each to lead the Shockers.



Florida State 91, Wichita State 84
Charles Koch Arena, Wichita, Kan.

| Florida St. | Min. | FG | 3FG | FT | O-D | Reb | F | A | T | B | S | Pts |
|--------------|------------|--------------|--------------|--------------|--------------|-----------|-----------|-----------|-----------|----------|----------|-----------|
| Johnson, A. | 22 | 1-4 | 0-0 | 4-5 | 1-3 | 4 | 3 | 2 | 2 | 0 | 0 | 6 |
| Waleszkowski | 33 | 3-5 | 1-2 | 3-4 | 3-7 | 10 | 4 | 2 | 5 | 0 | 1 | 10 |
| Johnson, N. | 37 | 5-10 | 2-8 | 0-0 | 0-3 | 3 | 0 | 2 | 1 | 0 | 1 | 9 |
| Wilson | 16 | 2-3 | 1-1 | 4-4 | 3-3 | 6 | 3 | 0 | 1 | 0 | 1 | 9 |
| Pickett | 32 | 8-18 | 5-14 | 4-5 | 1-6 | 7 | 3 | 4 | 4 | 0 | 2 | 25 |
| Joner | 31 | 4-6 | 1-3 | 3-3 | 0-3 | 3 | 1 | 0 | 1 | 0 | 1 | 12 |
| Thomson | 9 | 0-2 | 0-1 | 0-0 | 0-0 | 0 | 2 | 1 | 0 | 1 | 0 | 0 |
| Galloway | 12 | 2-2 | 0-0 | 0-0 | 1-0 | 1 | 3 | 0 | 2 | 1 | 0 | 4 |
| Wafer | 21 | 5-11 | 4-9 | 0-0 | 1-2 | 3 | 1 | 2 | 1 | 0 | 2 | 14 |
| Mathews | 2 | 0-1 | 0-0 | 1-0 | 1 | 1 | 0 | 0 | 0 | 0 | 0 | 0 |
| Richardson | 8 | 1-4 | 1-1 | 0-1 | 2-2 | 4 | 1 | 1 | 1 | 0 | 0 | 3 |
| Team | | | | | 1-1 | 2 | | | | | | |
| Total | 250 | 29-56 | 15-39 | 18-23 | 14-30 | 44 | 22 | 14 | 18 | 2 | 8 | 91 |

| Wichita St. | Min. | FG | 3FG | FT | O-D | Reb | F | A | T | B | S | Pts |
|---------------|------------|--------------|--------------|--------------|--------------|-----------|-----------|-----------|-----------|----------|----------|-----------|
| Howard | 33 | 5-10 | 2-2 | 4-6 | 4-2 | 6 | 4 | 3 | 2 | 1 | 1 | 16 |
| Komman | 42 | 2-7 | 0-5 | 0-1 | 1-6 | 7 | 4 | 3 | 3 | 0 | 1 | 4 |
| Miller | 20 | 1-4 | 0-1 | 0-2 | 1-3 | 4 | 5 | 0 | 1 | 0 | 0 | 4 |
| Burns | 31 | 4-12 | 4-9 | 2-4 | 0-3 | 3 | 1 | 2 | 3 | 0 | 2 | 14 |
| Holman | 29 | 5-13 | 2-7 | 4-4 | 1-4 | 5 | 2 | 7 | 3 | 0 | 1 | 16 |
| Hogg | 21 | 5-12 | 2-9 | 0-0 | 1-0 | 1 | 2 | 2 | 1 | 0 | 1 | 12 |
| Liberty | 9 | 0-1 | 0-0 | 0-0 | 0-0 | 0 | 2 | 0 | 2 | 0 | 1 | 0 |
| Wide | 25 | 4-5 | 0-0 | 4-5 | 1-5 | 6 | 4 | 1 | 1 | 0 | 1 | 12 |
| Clay | 16 | 1-2 | 0-0 | 4-4 | 1-0 | 1 | 0 | 1 | 0 | 0 | 0 | 6 |
| Team | | | | | 3-3 | 5 | | | | | | |
| Totals | 250 | 27-66 | 10-33 | 20-26 | 13-27 | 40 | 22 | 21 | 15 | 2 | 8 | 84 |

Florida State (19-13) 27 44 9 11 -- 91
Wichita State (21-11) 37 34 9 4 -- 84
Referees: Lonnie Dixon, Larry Spaulding, Mike Genstano

FG%: Florida State, 43%; Wichita State, 40%
3FG%: Florida State, 38%; Wichita State, 30%
FT%: Florida State, 75%; Wichita State, 76%
Technical Fouls: None

GAME NUMBER 33

Iowa State 62, Florida State 59

TALLAHASSEE, Fla. – Jake Sullivan and Marcus Jefferson each hit two free throws in the final eight seconds to give Iowa State a 62-59 victory over Florida State in the second round of the NIT. Florida State had pulled within two, 58-56, on a pair of free throws by Tim Pickett with 51.1 seconds left. Jefferson's two free throws put Iowa State ahead by four points with eight seconds left, but Andrew Wilson's 3-pointer made it 60-59 before Sullivan iced the game with his two free throws in the final second. Florida State fell behind early and trailed by as many as 14 points at 35-21 in the second half, but caught up to tie once, at 47-all, on Wilson's first 3-pointer. Iowa State led 33-20 at the half as Florida State shot only 23.2 percent, making only one of its final 17 attempts before halftime. Sullivan, who finished with a game-high 19 points, put Iowa State ahead 16-12 with 11 early points, including three straight 3-point shots. His 3-point play, a layup and free throw, broke the 47-all tie and Iowa State never trailed. Adam Waleszkowski led Florida State with 14 points and 10 rebounds and Alexander Johnson added 12 points. Pickett scored seven points and made only one of 13 tries from 3-point range.




Iowa State 62, Florida State 59
Leon County Civic Center, Tallahassee, Fla.

| Iowa St. | Min. | FG | 3FG | FT | O-D | Reb | F | A | T | B | S | Pts |
|---------------|------------|--------------|-------------|-------------|--------------|-----------|-----------|-----------|-----------|----------|----------|-----------|
| Worman | 29 | 4-7 | 0-0 | 0-0 | 3-4 | 7 | 3 | 1 | 5 | 1 | 2 | 9 |
| Herman | 33 | 4-8 | 0-0 | 3-4 | 3-6 | 9 | 2 | 0 | 2 | 1 | 1 | 11 |
| Sullivan | 35 | 6-15 | 4-9 | 3-4 | 0-5 | 5 | 2 | 0 | 0 | 0 | 0 | 19 |
| Strinson | 36 | 6-15 | 1-2 | 0-0 | 2-2 | 4 | 1 | 2 | 3 | 0 | 1 | 13 |
| Blalock | 34 | 1-4 | 0-0 | 0-0 | 2-3 | 5 | 2 | 6 | 2 | 0 | 0 | 2 |
| Staple | 14 | 1-3 | 0-0 | 0-0 | 3-1 | 4 | 1 | 2 | 0 | 0 | 1 | 2 |
| George | 4 | 1-1 | 0-0 | 1-1 | 0-1 | 1 | 0 | 0 | 0 | 0 | 0 | 3 |
| Jefferson | 15 | 1-6 | 0-0 | 2-2 | 0-4 | 4 | 2 | 1 | 1 | 0 | 0 | 4 |
| Team | | | | | 3-5 | 7 | | | | | | |
| Totals | 200 | 24-59 | 5-11 | 9-11 | 15-31 | 45 | 13 | 12 | 13 | 2 | 5 | 62 |

| Florida St. | Min. | FG | 3FG | FT | O-D | Reb | F | A | T | B | S | Pts |
|---------------|------------|--------------|-------------|-------------|--------------|-----------|-----------|-----------|----------|----------|----------|-----------|
| Waleszkowski | 24 | 2-6 | 2-4 | 3-4 | 2-4 | 6 | 2 | 0 | 0 | 0 | 0 | 9 |
| Johnson, A. | 23 | 5-10 | 2-5 | 0-0 | 0-0 | 5 | 0 | 1 | 2 | 1 | 4 | 14 |
| Johnson, N. | 33 | 1-5 | 1-4 | 0-0 | 1-1 | 14 | 5 | 0 | 3 | 0 | 1 | 3 |
| Pickett | 37 | 2-15 | 1-13 | 2-2 | 2-3 | 5 | 2 | 7 | 3 | 0 | 3 | 7 |
| Joner | 21 | 3-5 | 1-2 | 0-0 | 1-3 | 4 | 3 | 0 | 2 | 0 | 0 | 7 |
| Galloway | 10 | 1-4 | 1-2 | 0-0 | 0-0 | 0 | 1 | 1 | 0 | 0 | 0 | 3 |
| Thomson | 2 | 0-1 | 0-0 | 0-0 | 0-0 | 0 | 0 | 0 | 0 | 0 | 0 | 0 |
| Wafer | 10 | 2-6 | 0-2 | 0-0 | 0-0 | 0 | 1 | 0 | 0 | 0 | 0 | 4 |
| Mathews | 1 | 0-0 | 0-0 | 0-0 | 0-0 | 0 | 0 | 0 | 0 | 0 | 0 | 0 |
| Richardson | 6 | 0-4 | 0-2 | 0-0 | 0-0 | 0 | 0 | 0 | 0 | 0 | 0 | 0 |
| Team | | | | | 2-1 | 3 | | | | | | |
| Totals | 200 | 23-64 | 8-34 | 7-11 | 15-32 | 37 | 13 | 15 | 8 | 9 | 6 | 59 |

Iowa State (19-13) 33 29 -- 62
Florida State (19-14) 20 39 -- 59
Referees: Larry Rose, Tony Greene, Brian Font

FG%: Iowa State, 40%; Florida State, 34%
3FG%: Iowa State, 45%; Florida State, 23%
FT%: Iowa State, 81%; Florida State, 63%
Technical Fouls: None



Anthony Richardson scored 12 points against NC State to mark one of nine times he scored in double figures during the 2003-04 season.



2003-04 STATISTICS

INDIVIDUAL STATISTICS – ALL GAMES

Record: 19-14 Home: 15-3 Away: 3-10 Neutral: 1-1

| Player | G-GS | Min-Avg. | Field Goals | | 3-Point | | Free Throws | | Rebounds | | | PF-DQ | AT | TO | BL | ST | Pts.-Avg |
|------------------|-----------|--------------|------------------|-------------|----------------|-------------|----------------|-------------|------------|------------|-------------------|---------------|------------|------------|------------|------------|-------------------|
| | | | FG-FGA | Pct. | 3P-A | Pct. | FT-FTA | Pct. | Off | Def | Tot-Avg. | | | | | | |
| Pickett, T. | 33-33 | 980-29.7 | 185-427 | .433 | 110-270 | .407 | 63-83 | .759 | 33 | 116 | 149-4.5 | 83-2 | 69 | 79 | 11 | 82 | 543-16.5 |
| Johnson, A. | 33-16 | 687-20.8 | 103-187 | .551 | 0-1 | .000 | 106-157 | .675 | 40 | 98 | 138-4.2 | 91-4 | 27 | 87 | 20 | 27 | 312-9.5 |
| Wafer, V. | 43-0 | 560-17.5 | 90-244 | .369 | 43-132 | .326 | 30-50 | .600 | 17 | 43 | 60-1.9 | 50-1 | 36 | 36 | 5 | 24 | 253-7.9 |
| Richardson, A. | 33-16 | 590-17.9 | 81-187 | .433 | 14-46 | .304 | 66-81 | .815 | 41 | 78 | 119-3.6 | 36-0 | 32 | 36 | 20 | 26 | 242-7.3 |
| Waleskowski, A. | 33-3 | 712-21.6 | 83-177 | .469 | 21-52 | .404 | 37-52 | .712 | 71 | 107 | 178-5.4 | 76-0 | 38 | 70 | 22 | 30 | 224-6.8 |
| Joiner, M. | 33-30 | 738-22.4 | 79-164 | .482 | 22-65 | .338 | 23-34 | .676 | 54 | 67 | 121-3.7 | 67-2 | 49 | 47 | 15 | 26 | 203-6.2 |
| Johnson, N. | 33-33 | 698-27.2 | 61-139 | .439 | 42-100 | .420 | 11-20 | .550 | 10 | 66 | 76-2.3 | 40-0 | 125 | 39 | 3 | 34 | 175-5.3 |
| Wilson, A. | 43-17 | 478-14.9 | 41-105 | .390 | 28-71 | .394 | 20-28 | .714 | 26 | 38 | 64-2.0 | 53-1 | 27 | 24 | 2 | 6 | 130-4.1 |
| Galloway, T. | 33-0 | 483-14.6 | 31-90 | .344 | 10-39 | .256 | 35-51 | .686 | 8 | 39 | 47-1.4 | 51-0 | 74 | 43 | 1 | 20 | 107-3.2 |
| Thornton, A. | 30-0 | 238-7.9 | 30-58 | .517 | 3-7 | .429 | 21-42 | .500 | 17 | 37 | 54-1.8 | 41-0 | 6 | 15 | 7 | 7 | 84-2.9 |
| Mathews, M. | 29-17 | 258-8.9 | 23-62 | .371 | 0-0 | .000 | 13-21 | .619 | 17 | 36 | 53-1.8 | 27-0 | 7 | 32 | 18 | 5 | 59-2.0 |
| Callier, B. | 11-0 | 53-4.8 | 5-13 | .385 | 1-1 | 1.000 | 4-6 | .667 | 2 | 10 | 12-1.1 | 10-0 | 1 | 5 | 0 | 3 | 15-1.4 |
| Gordon, E. | 8-0 | 15-1.9 | 3-5 | .600 | 2-3 | .667 | 0-0 | .000 | 1 | 1 | 2-0.3 | 2-0 | 1 | 2 | 0 | 0 | 8-1.0 |
| Penny, R. | 6-0 | 10-1.7 | 0-2 | .000 | 0-1 | .000 | 4-6 | .667 | 0 | 2 | 2-0.3 | 0-0 | 1 | 1 | 0 | 1 | 4-0.7 |
| Team | | | | | | | | | 50 | 67 | 117-3.7 | 0 | | 3 | | | |
| FSU | 33 | 6700- | 815-1,860 | .438 | 296-788 | .376 | 433-631 | .686 | 387 | 805 | 1,192-36.1 | 627-10 | 493 | 519 | 124 | 291 | 2,359-71.5 |
| Opponents | 33 | 6700- | 739-1,844 | .401 | 245-762 | .322 | 425-645 | .659 | 401 | 752 | 1,152-34.9 | 611- | 408 | 538 | 95 | 231 | 2,148-65.1 |

INDIVIDUAL STATISTICS – ACC GAMES ONLY

Record: 6-10 (Seventh place) Home: 6-2 Away: 0-8

| Player | G-GS | Min-Avg. | Field Goals | | 3-Point | | Free Throws | | Rebounds | | | PF-DQ | AT | TO | BL | ST | Pts.-Avg |
|------------------|-----------|--------------|----------------|-------------|----------------|-------------|----------------|-------------|------------|------------|-----------------|--------------|------------|------------|-----------|------------|-------------------|
| | | | FG-FGA | Pct. | 3P-A | Pct. | FT-FTA | Pct. | Off | Def | Tot-Avg. | | | | | | |
| Pickett, T. | 16-16 | 524-32.8 | 90-213 | .423 | 50-125 | .400 | 39-55 | .709 | 19 | 68 | 87-5.4 | 45-2 | 28 | 33 | 6 | 37 | 269-16.8 |
| Johnson, A. | 16-12 | 355-22.2 | 52-103 | .505 | 0-1 | .000 | 58-83 | .699 | 22 | 47 | 69-4.3 | 44-1 | 12 | 48 | 11 | 18 | 162-10.1 |
| Waleskowski, A. | 16-0 | 367-22.9 | 43-96 | .448 | 12-30 | .400 | 25-28 | .893 | 37 | 45 | 82-5.1 | 42-0 | 18 | 32 | 11 | 12 | 123-7.7 |
| Wafer, V. | 16-0 | 274-17.1 | 42-124 | .339 | 18-62 | .290 | 14-22 | .636 | 14 | 21 | 35-2.2 | 26-1 | 19 | 14 | 3 | 15 | 116-7.3 |
| Joiner, M. | 16-16 | 395-24.7 | 39-91 | .429 | 11-37 | .297 | 9-14 | .643 | 31 | 26 | 57-3.6 | 33-0 | 24 | 30 | 9 | 18 | 98-6.1 |
| Johnson, N. | 16-16 | 459-28.7 | 33-77 | .429 | 19-49 | .388 | 8-14 | .571 | 7 | 34 | 41-2.6 | 24-0 | 55 | 21 | 2 | 19 | 93-5.8 |
| Richardson, A. | 16-3 | 217-13.6 | 23-65 | .354 | 2-13 | .154 | 32-40 | .800 | 18 | 28 | 46-2.9 | 20-0 | 7 | 17 | 5 | 4 | 80-5.0 |
| Wilson, A. | 16-13 | 298-18.6 | 20-57 | .351 | 15-40 | .375 | 5-7 | .714 | 14 | 19 | 33-2.1 | 35-1 | 20 | 11 | 1 | 4 | 60-3.8 |
| Galloway, T. | 16-0 | 227-14.2 | 12-44 | .273 | 5-19 | .263 | 19-28 | .679 | 3 | 21 | 24-1.5 | 29-0 | 26 | 17 | 0 | 9 | 48-3.0 |
| Thornton, T. | 14-0 | 84-6.0 | 6-17 | .353 | 2-3 | .667 | 7-18 | .389 | 4 | 9 | 13-0.9 | 10-0 | 3 | 7 | 3 | 6 | 21-1.5 |
| Mathews, M. | 13-4 | 66-5.1 | 6-19 | .316 | 0-0 | .000 | 4-4 | 1.000 | 7 | 8 | 15-1.2 | 8-0 | 1 | 11 | 3 | 3 | 16-1.2 |
| Callier, B. | 2-0 | 7-3.5 | 0-1 | .000 | 0-9 | .000 | 1-2 | .500 | 1 | 2 | 3-1.5 | 4-0 | 0 | 1 | 0 | 0 | 1-0.5 |
| Gordon, E. | 2-0 | 2-1.0 | 0-0 | .000 | 0-0 | .000 | 0-0 | .000 | 0 | 0 | 0-0.0 | 0-0 | 0 | 0 | 0 | 0 | 0-0.0 |
| Team | | | | | | | | | 24 | 31 | 55-3.7 | 0 | | 1 | | | |
| FSU | 16 | 3,275 | 366-907 | .404 | 134-379 | .354 | 221-315 | .702 | 201 | 359 | 560-35.0 | 320-5 | 213 | 243 | 54 | 145 | 1,087-67.9 |
| Opponents | 16 | 3,275 | 372-884 | .421 | 125-377 | .332 | 223-339 | .658 | 204 | 382 | 586-36.6 | 300 | 208 | 257 | 64 | 105 | 1,092-68.2 |

OPPONENT RANKINGS – ALL GAMES

| Date | Ranking | Opponent | Site | W/L | Score |
|----------------|---------|----------------|---------------------|-----|------------|
| Dec. 22, 2003 | No. 16 | Pittsburgh | Pittsburgh, Pa. | L | 56-63 |
| Dec. 28, 2003 | No. 24 | Maryland | Tallahassee, Fla. | W | 79-75 |
| Jan. 3, 2004 | No. 12 | Florida | Gainesville, Fla. | L | 73-87 |
| Jan. 22, 2004 | No. 7 | North Carolina | Tallahassee, Fla. | W | 90-81 (ot) |
| Jan. 25, 2004 | No. 7 | Wake Forest | Tallahassee, Fla. | W | 75-70 |
| Jan. 29, 2004 | No. 1 | Duke | Durham, N.C. | L | 49-56 |
| Feb. 3, 2004 | No. 15 | Georgia Tech | Tallahassee, Fla. | W | 81-65 |
| Feb. 10, 2004 | No. 10 | NC State | Raleigh, N.C. | L | 59-75 |
| Feb. 21, 2004 | No. 16 | North Carolina | Chapel Hill, N.C. | L | 71-78 |
| Feb. 25, 2004 | No. 11 | Wake Forest | Winston-Salem, N.C. | L | 90-87 (ot) |
| Feb. 29, 2004 | No. 4 | Duke | Tallahassee, Fla. | L | 65-70 |
| March 6, 2004 | No. 19 | Georgia Tech | Atlanta, Ga. | L | 60-63 |
| March 12, 2004 | No. 17 | NC State | Greensboro, N.C. | L | 71-78 |

SCORE BY HALVES

| | ALL GAMES | | | | Total | Deadball Rebounds |
|-----------|-----------|-------|----|-----|-------|-------------------|
| | 1 | 2 | OT | 2OT | | |
| FSU | 1,100 | 1,213 | 35 | 11 | 2,359 | 99 |
| Opponents | 1,046 | 1,060 | 38 | 4 | 2,148 | 125 |

| | ACC GAMES | | | | Total | Deadball Rebounds |
|-----------|-----------|-----|----|-------|-------|-------------------|
| | 1 | 2 | OT | Total | | |
| FSU | 497 | 564 | 26 | 1,087 | 51 | |
| Opponents | 543 | 520 | 29 | 1,092 | 66 | |



2003-04 STATISTICS

GAME-BY-GAME SUMMARY

Overall Record: 19-14; Atlantic Coast Conference: 6-10

| Date | Opponent | W/L | Score | Record | ACC | Att. | High Scorer | High Rebounder | Opp High Scorer | Opp High Reb. | |
|----------------------------------|-------------------|---------------------------------|-------|---------------------------------|------|-----------------------------------|--------------------|-----------------------|---------------------|-------------------------|--|
| Nov. 21 | Maine | W | 69-49 | 1-0 | 0-0 | 6,855 | Pickett.....18 | Joiner.....7 | Jackson.....12 | Flavin.....7 | |
| Nov. 24 | Georgetown Coll. | W | 81-67 | 2-0 | 0-0 | 5,378 | Pickett.....14 | Waleskowski.....8 | Williams.....22 | Williams.....10 | |
| Nov. 26 | Nicholls State | W | 99-54 | 3-0 | 0-0 | 4,613 | Richardson.....19 | Thornton.....4 | Wilkins.....19 | Wilkins.....4 | |
| Nov. 28 | S.C. State | W | 81-46 | 4-0 | 0-0 | 6,575 | Pickett.....17 | Thornton.....6 | Zimmerman.....25 | Zimm.....6 | |
| Dec. 1 | Northwestern | W | 71-53 | 5-0 | 0-0 | 5,487 | Richardson.....27 | Richardson.....6 | Young.....17 | Hoover.....6 | |
| Dec. 3 | Ole Miss | W | 68-60 | 6-0 | 0-0 | 6,198 | A. Johnson.....19 | Richardson.....7 | Reed.....18 | Jackson.....4 | |
| Dec. 6 | F. Dickinson | W | 83-46 | 7-0 | 0-0 | 5,030 | Pickett.....15 | Waleskowski.....6 | Timberlake.....12 | Crosario.....9 | |
| Dec. 14 | at Miami | W | 67-58 | 8-0 | 0-0 | 4,155 | Richardson.....15 | Richardson.....5 | Edwards.....12 | Rice.....20 | |
| Dec. 18 | Wagner | W | 83-62 | 9-0 | 0-0 | 4,798 | Pickett.....14 | Waleskowski.....7 | McLamore.....13 | Munson.....7 | |
| Dec. 20 | vs. Chicago State | W | 47-42 | 10-0 | 0-0 | 842 | Waleskowski.....9 | A. Johnson.....8 | Weeden.....16 | Akindole.....7 | |
| Dec. 22 | at Pittsburgh | L | 56-63 | 10-1 | 0-0 | 11,081 | Pickett.....14 | Pickett.....8 | Krauser.....17 | Brown.....10 | |
| Dec. 28 | Maryland | W | 79-75 | 11-1 | 1-0 | 8,074 | A. Johnson.....14 | Richardson.....7 | Caser-Medley.....15 | Smith.....11 | |
| Dec. 30 | at Stetson | W | 87-72 | 12-1 | 1-0 | 4,584 | N. Johnson.....20 | A. Johnson.....6 | Gilchrist.....15 | Gordon.....7 | |
| Jan. 3 | at Florida | L | 73-87 | 12-2 | 1-0 | 12,141 | Pickett.....25 | Pickett.....7 | Roberson.....28 | Walsh.....5 | |
| Jan. 11 | NC State | L | 53-58 | 12-3 | 1-1 | 8,517 | Richardson.....12 | Joiner.....5 | Hodge.....25 | Hodge.....9 | |
| Jan. 13 | at Clemson | L | 48-53 | 12-4 | 1-2 | 8,000 | A. Johnson.....9 | Joiner.....7 | Robinson.....10 | Hobbs.....7 | |
| Jan. 18 | at Virginia | L (OT) | 67-76 | 12-5 | 1-3 | 7,348 | Joiner.....9 | Joiner.....9 | McCants.....26 | Clark.....9 | |
| Jan. 22 | North Carolina | W (OT) | 90-81 | 13-5 | 2-3 | 11,582 | Pickett.....30 | Pickett.....9 | McCants.....26 | May.....10 | |
| Jan. 25 | Wake Forest | W | 75-70 | 14-5 | 3-3 | 10,476 | N. Johnson.....19 | Waleskowski.....8 | Paul.....17 | Williams.....10 | |
| Jan. 29 | at Duke | L | 49-56 | 14-6 | 3-4 | 9,314 | Pickett.....16 | Pickett.....10 | Redick.....24 | Deng.....6 | |
| Feb. 1 | Savannah State | W | 68-73 | 15-6 | 3-4 | 5,347 | Pickett.....24 | Mathews.....8 | Daniels.....18 | Daniels.....7 | |
| Feb. 3 | Georgia Tech | W | 81-65 | 16-6 | 4-4 | 8,288 | Pickett.....33 | Pickett.....8 | Muhammed.....14 | Jack.....7 | |
| Feb. 8 | at Maryland | L | 62-73 | 16-7 | 4-5 | 17,950 | Pickett.....20 | Pickett.....8 | Smith.....16 | Smith.....14 | |
| Feb. 10 | at NC State | L | 59-75 | 16-8 | 4-6 | 15,414 | Wafer.....12 | Waleskowski.....6 | Atsur.....20 | Melvin.....10 | |
| Feb. 14 | Clemson | W | 65-52 | 17-8 | 5-6 | 9,423 | Pickett.....16 | A. Johnson.....7 | Ford.....15 | Ford.....10 | |
| Feb. 17 | Virginia | W | 76-57 | 18-8 | 6-6 | 9,065 | A. Johnson.....16 | Waleskowski.....8 | Brown.....20 | Brown.....7 | |
| Feb. 21 | at North Carolina | L | 71-78 | 18-9 | 6-7 | 20,473 | Pickett.....25 | Pickett.....9 | McCants.....21 | May.....10 | |
| Feb. 25 | at Wake Forest | L (OT) | 87-90 | 18-10 | 6-8 | 14,233 | Pickett.....23 | A. Johnson.....7 | Gray.....31 | Felton.....10 | |
| Feb. 29 | Duke | L | 65-70 | 18-11 | 6-9 | 12,100 | Pickett.....24 | Pickett.....5 | Deng.....20 | Deng.....9 | |
| Mar. 6 | at Georgia Tech | L | 60-63 | 18-12 | 6-10 | 9,191 | A. Johnson.....12 | Joiner.....5 | Lewis.....21 | Williams.....10 | |
| Mar. 12 | vs. NC State | L | 71-78 | 18-13 | 6-10 | 23,745 | Waleskowski.....12 | Waleskowski.....9 | Hodge.....19 | Melvin.....8 | |
| Mar. 17 | at Wichita State | W (2OT) | 91-84 | 19-13 | 6-10 | 10,496 | Pickett.....25 | Waleskowski.....10 | Holman.....16 | Miller.....5 | |
| Mar. 23 | Iowa State | L | 59-62 | 19-14 | 6-10 | 8,065 | Waleskowski.....14 | Waleskowski.....10 | Howard.....16 | Homan.....9 | |
| Total Attendance: 304,213 | | Home Attendance: 135,249 | | Away Attendance: 144,377 | | Neutral Attendance: 24,587 | | Home Games: 18 | | Neutral Games: 2 | |
| Average: 9,219 | | Average: 7,514 | | Average: 11,106 | | Average: 12,294 | | Away Games: 13 | | Total Games: 33 | |

SEASON SUPERLATIVES

30-Point Games

Tim Pickett, 2

(30 vs. North Carolina, Jan. 22, 2004); (33 vs. Georgia Tech, Feb. 03, 2004)

20-Point Games

Tim Pickett, 8

(21 vs. Northwestern, Dec. 1, 2003); (24 vs. Savannah State, Feb. 1, 2004); (20 vs. Maryland, Feb. 8, 2004); (25 vs. North Carolina, Feb. 21, 2004); (23 vs. Wake Forest, Feb. 25, 2004); (24 vs. Duke, Feb. 29, 2004); (23 vs. NC State, March 12, 2004); (25 vs. Wichita State, March 17, 2004)

Anthony Richardson, 1

(27 vs. Northwestern, Dec. 1, 2003)

Nate Johnson, 1

(20 vs. Stetson, Dec. 30, 2003)

Andrew Wilson, 1

(24 vs. North Carolina, Feb. 21, 2004)

10-Rebound Games

Tim Pickett, 2

(11 vs. Virginia, Jan. 18, 2004); (10 vs. Duke, Jan. 29, 2004)

Adam Waleskowski, 2

(10 vs. Wichita State, March 17, 2004); (10 vs. Iowa State, March 23, 2004)

Games As Leading Scorer

Tim Pickett, 18

(18 vs. Maine, Nov. 21, 2003); (14 vs. Georgetown College, Nov. 24, 2003); (17 vs. South Carolina State, Nov. 28, 2003); (15 vs. Fairleigh Dickinson, Dec. 6, 2003); (14 vs. Wagner, Dec. 18, 2003); (14 vs. Pittsburgh, Dec. 22, 2003); (25 vs. Florida, Jan. 3, 2004); (30 vs. North Carolina, Jan. 22, 2004); (16 vs. Duke, Jan. 29, 2004); (24 vs. Savannah State, Feb. 1, 2004); (33 vs. Georgia Tech, Feb. 3, 2004); (20 vs. Maryland, Feb. 8, 2004); (16 vs. Clemson, Feb. 14, 2004); (25 vs. North Carolina, Feb. 21, 2004); (23 vs. Wake Forest, Feb. 25, 2004); (24 vs. Duke, Feb. 29, 2004); (23 vs. NC State, March 12, 2004); (25 vs. Wichita State, March 17, 2004)

continued on page 158



2003-04 STATISTICS

SEASON SUPERLATIVES

Games As Leading Scorer continued from page 157

Alexander Johnson, 5

(19 vs. Ole Miss, Dec. 3, 2003); (14 vs. Maryland, Dec. 28, 2003); (9 vs. Clemson, Jan. 13, 2004); (16 vs. Virginia, Feb. 17, 2004); (12 vs. Georgia Tech, March 6, 2004)

Anthony Richardson, 4

(19 vs. Nicholls State, Nov. 26, 2003); (27 vs. Northwestern, Dec. 1, 2003); (15 vs. Miami, Dec. 14, 2003); (12 vs. NC State, Jan. 11, 2004)

Adam Waleskowski, 3

(9 vs. Chicago State, Dec. 20, 2003); (12 vs. Georgia Tech, March 6, 2004); (14 vs. Iowa State, March 23, 2004)

Nate Johnson, 2

(20 vs. Stetson, Dec. 30, 2003); (19 vs. Wake Forest, Jan., 25, 2004);

Von Wafer, 2

(17 vs. Virginia, Jan. 18, 2004); (12 vs. NC State, Feb. 10, 2004)

Michael Joiner, 1

(9 vs. Clemson, Jan. 13, 2004)

Games As Leading Rebounder

Adam Waleskowski, 9

(8 vs. Georgetown College, Nov. 24, 2003); (6 vs. Fairleigh Dickinson, Dec. 6, 2003); (6 vs. Miami, Dec. 14, 2003); (7 vs. Wagner, Dec. 18, 2003); (8 vs. Wake Forest, Jan. 25, 2004); (6 vs. NC State, Feb. 10, 2004); (8 vs. Virginia, Feb. 17, 2004); (10 vs. Wichita State, March 17, 2004); (10 vs. Iowa State, March 23, 2004)

Tim Pickett, 9

(8 vs. Pittsburgh, Dec. 22, 2003); (7 vs. Florida, Jan. 3, 2004); (11 vs. Virginia, Jan. 18, 2004); (9 vs. North Carolina, Jan. 22, 2004); (10 vs. Duke, Jan. 29, 2004); (8 vs. Georgia Tech, Feb. 3, 2004); (8 vs. Maryland, Feb. 8, 2004); (9 vs. North Carolina, Feb. 21, 2004); (5 vs. Duke, Feb. 29, 2004)

Alexander Johnson, 8

(5 vs. Northwestern, Dec. 1, 2003); (6 vs. Miami, Dec. 14, 2003); (8 vs. Chicago State, Dec. 20, 2003); (6 vs. Stetson, Dec. 30, 2003); (7 vs. Clemson, Feb. 14, 2004); (7 vs. Wake Forest, Feb. 25, 2004); (5 vs. Duke, Feb. 29, 2004); (9 vs. NC State, March 12, 2004)

Anthony Richardson, 5

(8 vs. Georgetown College, Nov. 24, 2003); (4 vs. Nicholls State, Nov. 26, 2003); (6 vs. South Carolina State, Nov. 28, 2003); (7 vs. Ole Miss, Dec. 3, 2003); (6 vs. Miami, Dec. 14, 2003); (7 vs. Maryland, Dec. 28, 2003)

Michael Joiner, 4

(7 vs. Maine, Nov. 21, 2003); (5 vs. NC State, Jan. 18, 2004); (7 vs. Clemson, Feb. 13, 2004); (5 vs. Duke, Feb. 29, 2004)

Al Thornton, 2

(4 vs. Nicholls State, Nov. 26, 2003); (6 vs. South Carolina State, Nov. 28, 2003)

Mike Mathews, 1

(8 vs. Savannah State, Feb. 1, 2004)

Von Wafer, 1

(6 vs. Georgia Tech, March 6, 2004)

Double-Doubles

Adam Waleskowski, 2

(10 points and 10 rebounds against Wichita State, March 17, 2004); (14 points and 10 rebounds vs. Iowa State, March 23, 2004)

Tim Pickett, 1

(16 points and 10 rebounds vs. Duke, Jan. 29, 2004)

GAME-BY-GAME – POINTS, REBOUNDS, ASSISTS

(Points, Rebounds, Assists)

| Opponent | Callier | Galloway | Gordon | Johnson, A | Johnson, N | Joiner | Mathews | Penny | Pickett | Richardson | Thornton | Wafer | Waleskowski | Wilson |
|----------------------|---------|----------|--------|------------|------------|--------|---------|-------|---------|------------|----------|--------|-------------|--------|
| Maine | 0-0-0 | 3-2-2 | DNP | 8-4-1 | 9-5-6 | 5-7-0 | 2-5-0 | DNP | 18-2-2 | 16-4-2 | 3-3-0 | 10-4-2 | 1-2-0 | 4-1-0 |
| Georgetown College | 2-1-1 | 10-2-3 | DNP | 13-5-1 | 0-1-3 | 5-6-2 | 2-3-0 | DNP | 14-2-0 | 10-8-2 | 8-3-0 | 11-3-2 | 5-8-2 | 2-1-0 |
| Nicholls State | 4-3-0 | 8-2-6 | 3-0-0 | 12-3-0 | 3-3-4 | 7-2-2 | 4-2-1 | 2-0-0 | 16-3-6 | 19-4-1 | 8-4-0 | 12-2-2 | 2-3-0 | 0-0-0 |
| South Carolina State | 0-2-0 | 5-3-4 | 3-1-1 | 0-0-0 | 0-0-7 | 10-2-2 | 5-3-0 | 2-0-0 | 17-4-2 | 6-6-0 | 12-6-0 | 3-1-0 | 9-5-2 | DNP |
| Northwestern | DNP | 3-3-3 | DNP | 5-5-1 | 3-1-6 | 0-2-3 | 0-0-0 | DNP | 21-3-2 | 27-3-2 | 2-0-0 | 4-1-0 | 4-4-0 | 3-0-0 |
| Ole Miss | 0-0-0 | 7-1-4 | DNP | 19-2-0 | 0-1-5 | 10-5-0 | 2-1-0 | DNP | 12-5-1 | 4-7-1 | 0-2-0 | 4-1-0 | 2-3-2 | 6-0-0 |
| Fairleigh Dickson | DNP | 2-2-4 | 2-0-0 | 7-5-0 | 5-3-2 | 7-3-0 | 2-2-1 | 0-0-1 | 15-3-2 | 7-5-3 | 7-5-0 | 13-4-2 | 11-6-1 | 5-4-1 |
| at Miami | 0-0-0 | 4-0-1 | DNP | 7-6-0 | 3-2-4 | 2-2-0 | 6-5-2 | DNP | 12-1-2 | 15-6-3 | 4-3-1 | 2-0-1 | 9-6-1 | 3-1-0 |
| Wagner | 3-2-0 | 7-4-2 | 0-0-0 | 10-1-1 | 6-2-7 | 8-6-2 | 3-1-0 | 0-0-0 | 14-3-2 | 12-4-0 | 1-6-0 | 6-2-0 | 6-7-2 | 7-3-0 |
| vs Chicago State | 0-0-0 | 0-0-2 | DNP | 8-8-3 | 3-2-1 | 3-3-0 | 2-4-0 | DNP | 5-2-1 | 8-5-2 | 0-0-0 | 5-1-0 | 9-6-1 | 4-2-0 |
| at Pittsburgh | DNP | 0-1-2 | DNP | 7-0-1 | 12-2-3 | 0-4-1 | 2-1-0 | DNP | 14-8-3 | 0-1-2 | DNP | 13-2-0 | 5-4-0 | 3-2-1 |
| Maryland | 0-0-0 | 2-1-2 | DNP | 14-3-0 | 7-2-2 | 10-6-1 | 8-4-0 | DNP | 13-5-2 | 6-7-3 | 1-0-0 | 11-2-1 | 4-4-0 | 3-2-0 |
| at Stetson | 5-1-0 | 4-0-4 | 0-0-0 | 4-8-2 | 20-2-4 | 7-5-2 | 6-2-1 | 0-1-0 | 12-1-2 | 9-4-2 | 4-0-1 | 11-3-1 | 2-5-1 | 3-2-2 |
| at Florida | DNP | 0-0-2 | DNP | 10-1-0 | 7-2-4 | 7-5-4 | 2-0-0 | DNP | 25-7-2 | 8-5-0 | 2-1-0 | 8-0-1 | 4-6-1 | 0-0-0 |
| NC State | DNP | 2-2-0 | DNP | 8-4-0 | 5-3-1 | 0-5-3 | 2-0-1 | DNP | 10-3-1 | 12-3-0 | 7-4-0 | 0-4-1 | 7-3-0 | 0-0-0 |
| at Clemson | DNP | 6-3-0 | DNP | 9-3-2 | 3-3-6 | 9-7-1 | 0-1-0 | DNP | 8-1-1 | 2-3-1 | 0-1-0 | 8-1-2 | 3-4-1 | 0-0-0 |
| at Virginia | DNP | 0-3-5 | DNP | 6-4-0 | 0-0-0 | 12-4-3 | 0-1-0 | DNP | 9-11-2 | 12-1-0 | 0-1-0 | 17-8-2 | 8-7-0 | 3-3-2 |
| North Carolina | DNP | 7-4-4 | DNP | 15-5-0 | 8-1-1 | 7-5-2 | 2-1-0 | DNP | 30-9-2 | 2-1-0 | 7-0-0 | 6-3-2 | 5-6-0 | 3-0-1 |
| Wake Forest | DNP | 2-2-0 | DNP | 7-2-0 | 19-1-7 | 8-4-1 | 0-0-0 | DNP | 18-3-3 | 2-0-0 | 1-1-1 | 0-0-0 | 16-8-1 | 2-1-2 |
| at Duke | DNP | 0-0-1 | DNP | 8-6-1 | 2-4-6 | 4-3-1 | 0-1-0 | DNP | 16-10-0 | 2-1-0 | 0-2-0 | 8-2-0 | 0-5-2 | 9-1-1 |
| Savannah State | DNP | 3-2-5 | 0-1-0 | 14-6-0 | 0-0-3 | 12-5-6 | 5-8-1 | 0-1-0 | 24-3-1 | 14-5-3 | 4-4-1 | 7-1-1 | 0-3-2 | 5-1-0 |
| Georgia Tech | DNP | 4-1-0 | DNP | 8-5-0 | 0-2-9 | 9-1-0 | DNP | DNP | 33-8-3 | 9-6-0 | 0-0-0 | 7-0-1 | 8-7-2 | 3-1-2 |
| at Maryland | DNP | 0-0-1 | DNP | 7-4-0 | 3-4-4 | 8-4-1 | 0-1-0 | DNP | 20-8-2 | 0-5-0 | 0-0-0 | 15-3-1 | 7-5-3 | 2-3-3 |
| at NC State | 1-3-0 | 4-1-3 | 0-0-0 | 9-4-1 | 0-3-2 | 5-2-0 | 0-1-0 | DNP | 5-4-1 | 11-2-0 | 3-0-1 | 12-2-2 | 7-6-2 | 2-2-1 |
| Clemson | DNP | 7-4-1 | DNP | 9-7-1 | 0-2-5 | 3-3-1 | 2-1-0 | DNP | 16-1-2 | 8-4-0 | 0-2-0 | 7-2-0 | 8-4-1 | 5-2-0 |
| Virginia | DNP | 5-0-2 | DNP | 16-3-2 | 13-3-3 | 6-1-4 | 2-2-0 | DNP | 9-4-0 | 5-2-2 | DNP | 3-1-5 | 15-8-1 | 2-6-0 |
| at North Carolina | DNP | 3-1-1 | 0-0-0 | 7-3-0 | 2-1-3 | 5-3-4 | 0-0-0 | DNP | 25-9-5 | 0-2-1 | 0-1-1 | 0-0-0 | 5-2-0 | 24-3-2 |
| at Wake Forest | DNP | 0-0-3 | DNP | 17-7-2 | 16-4-2 | 2-0-0 | 0-2-0 | DNP | 23-4-0 | 4-3-0 | 0-1-0 | 7-1-0 | 16-5-3 | 2-4-5 |
| Duke | DNP | 2-1-0 | DNP | 10-5-3 | 7-4-1 | 10-5-0 | DNP | DNP | 24-5-3 | 2-3-0 | 2-0-0 | 6-1-0 | 2-3-2 | 0-2-1 |
| at Georgia Tech | DNP | 4-1-3 | DNP | 12-4-0 | 10-4-3 | 0-4-2 | DNP | DNP | 10-2-1 | 3-3-0 | DNP | 9-6-2 | 12-5-0 | 0-3-3 |
| vs NC State | DNP | 0-1-2 | DNP | 8-9-2 | 0-1-6 | 3-0-1 | DNP | DNP | 23-3-2 | 4-2-0 | 4-3-0 | 14-1-2 | 8-8-1 | 7-2-1 |
| at Wichita State | DNP | 0-0-1 | DNP | 6-4-2 | 8-3-2 | 12-3-0 | 0-1-0 | DNP | 25-7-4 | 3-4-1 | 4-1-0 | 14-3-2 | 10-10-2 | 9-6-0 |
| Iowa State | DNP | 3-0-1 | DNP | 12-4-1 | 3-5-3 | 7-4-0 | 0-0-0 | DNP | 7-5-7 | 0-0-1 | 0-0-0 | 4-0-0 | 14-10-2 | 9-6-0 |



2003-04 STATISTICS

GAME-BY-GAME TEAM STATISTICS

| Teams | FGM-FGA | Pct. | 3PM-3PA | Pct. | FTM-FTA | Pct. | Ast | TO | Blk | Stl | PF-D | OR-DR | Reb | Half | Final |
|----------------|---------|------|---------|------|---------|------|-----|----|-----|-----|------|-------|-----|------|---------|
| Maine | 17-52 | .327 | 7-26 | .269 | 8-14 | .571 | 9 | 21 | 2 | 8 | 20-1 | 11-27 | 38 | 28 | 49 |
| Florida State | 21-54 | .389 | 9-24 | .375 | 18-26 | .692 | 13 | 12 | 4 | 9 | 14-0 | 10-27 | 37 | 36 | 69 |
| Georgetown | 24-67 | .358 | 5-20 | .250 | 14-21 | .667 | 10 | 20 | 0 | 8 | 22-1 | 15-23 | 38 | 22 | 67 |
| Florida State | 30-61 | .492 | 5-18 | .278 | 16-28 | .571 | 16 | 22 | 8 | 9 | 19-1 | 15-30 | 45 | 40 | 81 |
| Nicholls State | 16-44 | .364 | 8-21 | .381 | 14-21 | .667 | 11 | 29 | 0 | 8 | 18-1 | 4-18 | 22 | 24 | 54 |
| Florida State | 38-69 | .551 | 13-31 | .419 | 10-15 | .667 | 22 | 17 | 2 | 18 | 19-0 | 12-26 | 38 | 44 | 99 |
| S.C. State | 12-52 | .230 | 1-15 | .063 | 21-25 | .840 | 5 | 22 | 1 | 10 | 18-0 | 14-16 | 30 | 23 | 46 |
| Florida State | 31-56 | .554 | 7-19 | .368 | 12-16 | .750 | 20 | 20 | 7 | 11 | 23-1 | 11-25 | 36 | 37 | 81 |
| Northwestern | 19-41 | .463 | 8-19 | .421 | 7-10 | .700 | 13 | 18 | 1 | 9 | 14-1 | 4-14 | 18 | 31 | 53 |
| Florida State | 27-48 | .563 | 12-22 | .543 | 5-7 | .714 | 17 | 15 | 2 | 8 | 12-0 | 6-19 | 25 | 26 | 71 |
| Ole Miss | 24-56 | .429 | 10-29 | .345 | 2-6 | .333 | 15 | 6 | 2 | 5 | 22-0 | 6-20 | 26 | 20 | 60 |
| Florida State | 20-41 | .488 | 8-16 | .500 | 18-25 | .720 | 13 | 13 | 12 | 2 | 12-0 | 7-27 | 34 | 32 | 66 |
| FDU | 18-61 | .295 | 6-30 | .200 | 4-11 | .364 | 6 | 20 | 2 | 4 | 18-0 | 16-19 | 35 | 23 | 46 |
| Florida State | 28-60 | .467 | 9-21 | .429 | 18-25 | .720 | 17 | 14 | 1 | 12 | 15-0 | 16-31 | 47 | 43 | 83 |
| Florida State | 23-65 | .354 | 7-29 | .241 | 5-7 | .714 | 12 | 15 | 4 | 11 | 21-0 | 11-23 | 34 | 31 | 67 |
| Miami | 24-48 | .500 | 5-15 | .333 | 14-21 | .667 | 15 | 21 | 5 | 10 | 18-4 | 5-33 | 38 | 35 | 58 |
| Wagner | 18-57 | .316 | 9-30 | .300 | 7-29 | .586 | 11 | 18 | 1 | 5 | 15-0 | 15-24 | 39 | 34 | 62 |
| Florida State | 30-67 | .448 | 13-31 | .419 | 10-16 | .625 | 16 | 11 | 2 | 12 | 24-0 | 13-31 | 44 | 41 | 83 |
| Chicago State | 14-47 | .298 | 5-12 | .417 | 9-17 | .529 | 6 | 13 | 4 | 6 | 18-1 | 14-18 | 32 | 27 | 42 |
| Florida State | 15-43 | .349 | 4-20 | .200 | 13-18 | .722 | 11 | 16 | 10 | 4 | 20-0 | 12-24 | 36 | 28 | 47 |
| Florida State | 22-54 | .407 | 10-25 | .400 | 2-6 | .333 | 13 | 14 | 2 | 2 | 16-0 | 9-19 | 28 | 28 | 56 |
| Pittsburgh | 26-50 | .520 | 3-14 | .214 | 8-16 | .500 | 16 | 10 | 2 | 5 | 11-0 | 10-22 | 32 | 28 | 63 |
| Maryland | 29-66 | .440 | 7-20 | .350 | 10-18 | .556 | 11 | 24 | 5 | 7 | 24-1 | 17-25 | 42 | 36 | 75 |
| Florida State | 24-60 | .400 | 7-16 | .438 | 24-33 | .727 | 18 | 18 | 4 | 14 | 22-0 | 14-25 | 39 | 37 | 79 |
| Florida State | 30-54 | .556 | 17-30 | .567 | 10-14 | .714 | 22 | 24 | 4 | 7 | 25-1 | 10-28 | 38 | 51 | 87 |
| Stetson | 24-59 | .407 | 5-23 | .217 | 19-31 | .613 | 9 | 16 | 3 | 15 | 18-0 | 12-15 | 27 | 32 | 72 |
| Florida State | 24-46 | .522 | 8-18 | .444 | 17-27 | .630 | 14 | 21 | 1 | 8 | 25-1 | 9-22 | 31 | 33 | 73 |
| Florida | 28-55 | .509 | 9-24 | .375 | 22-30 | .733 | 17 | 12 | 1 | 7 | 22-2 | 9-22 | 31 | 39 | 87 |
| NC State | 21-54 | .389 | 8-30 | .267 | 8-9 | .889 | 10 | 7 | 2 | 4 | 18-0 | 10-19 | 29 | 30 | 58 |
| Florida State | 18-49 | .367 | 4-16 | .250 | 13-16 | .813 | 7 | 13 | 1 | 4 | 16-0 | 11-23 | 34 | 25 | 53 |
| Florida State | 17-46 | .370 | 6-20 | .300 | 8-16 | .500 | 14 | 20 | 2 | 10 | 23-1 | 10-21 | 31 | 19 | 48 |
| Clemson | 16-46 | .348 | 7-22 | .318 | 14-25 | .560 | 13 | 18 | 0 | 10 | 17-0 | 14-24 | 38 | 27 | 53 |
| Florida State | 22-69 | .319 | 10-31 | .323 | 13-20 | .650 | 14 | 15 | 6 | 7 | 16-0 | 22-23 | 45 | 30 | 67 |
| Virginia | 26-59 | .441 | 13-31 | .419 | 11-16 | .688 | 18 | 16 | 8 | 7 | 22-2 | 11-29 | 40 | 25 | 76 (OT) |
| N. Carolina | 29-64 | .453 | 12-29 | .414 | 11-19 | .579 | 18 | 16 | 2 | 10 | 16-1 | 13-18 | 31 | 49 | 81 |
| Florida State | 33-59 | .559 | 8-19 | .421 | 16-22 | .727 | 12 | 20 | 3 | 11 | 17-0 | 13-27 | 40 | 35 | 90 (OT) |
| Wake Forest | 27-56 | .482 | 5-18 | .278 | 11-19 | .579 | 10 | 18 | 2 | 4 | 23-1 | 15-25 | 39 | 37 | 70 |
| Florida State | 24-55 | .436 | 11-28 | .393 | 16-24 | .667 | 15 | 12 | 2 | 12 | 20-0 | 9-16 | 25 | 36 | 75 |
| Florida State | 18-61 | .295 | 7-26 | .269 | 6-9 | .667 | 12 | 17 | 6 | 8 | 19-0 | 20-21 | 41 | 22 | 49 |
| Duke | 20-51 | .392 | 6-21 | .286 | 10-16 | .625 | 11 | 12 | 7 | 4 | 14-0 | 9-23 | 32 | 34 | 56 |
| Savannah State | 29-77 | .377 | 11-22 | .500 | 4-9 | .444 | 12 | 21 | 2 | 3 | 19-0 | 20-30 | 50 | 35 | 73 |
| Florida State | 33-71 | .465 | 8-23 | .348 | 14-21 | .667 | 25 | 15 | 8 | 12 | 9-0 | 12-30 | 42 | 53 | 88 |
| Georgia Tech | 27-57 | .474 | 6-23 | .261 | 5-10 | .500 | 12 | 19 | 1 | 7 | 19-0 | 9-22 | 31 | 35 | 65 |
| Florida State | 26-58 | .448 | 10-25 | .400 | 19-20 | .950 | 17 | 14 | 3 | 7 | 14-0 | 11-25 | 36 | 33 | 81 |
| Florida State | 21-64 | .328 | 10-26 | .385 | 10-14 | .714 | 15 | 10 | 5 | 8 | 23-0 | 14-27 | 41 | 38 | 62 |
| Maryland | 25-62 | .403 | 6-23 | .261 | 17-28 | .607 | 13 | 11 | 11 | 3 | 17-0 | 17-31 | 48 | 39 | 73 |
| Florida State | 20-58 | .345 | 8-20 | .400 | 11-16 | .688 | 13 | 12 | 3 | 9 | 23-0 | 16-18 | 34 | 28 | 59 |
| NC State | 20-47 | .426 | 14-30 | .467 | 21-26 | .808 | 18 | 15 | 7 | 7 | 16-0 | 10-25 | 35 | 41 | 75 |
| Clemson | 20-54 | .370 | 3-14 | .214 | 9-14 | .643 | 12 | 13 | 3 | 8 | 20-1 | 11-19 | 30 | 26 | 52 |
| Florida State | 22-44 | .500 | 6-17 | .353 | 15-23 | .652 | 11 | 14 | 3 | 9 | 18-0 | 5-28 | 33 | 35 | 65 |
| Virginia | 20-55 | .364 | 5-18 | .278 | 12-18 | .667 | 9 | 14 | 2 | 7 | 21-0 | 13-19 | 32 | 27 | 57 |
| Florida State | 26-53 | .491 | 8-24 | .333 | 16-25 | .640 | 19 | 12 | 3 | 5 | 15-0 | 14-21 | 35 | 27 | 76 |
| Florida State | 23-56 | .411 | 15-37 | .405 | 10-19 | .526 | 17 | 14 | 6 | 11 | 27-2 | 4-24 | 28 | 27 | 71 |
| N. Carolina | 24-55 | .436 | 9-21 | .429 | 21-37 | .568 | 16 | 18 | 2 | 7 | 18-0 | 17-31 | 48 | 43 | 78 |
| Florida State | 30-62 | .484 | 12-27 | .444 | 15-17 | .882 | 15 | 20 | 3 | 11 | 26-1 | 10-21 | 31 | 47 | 87 |
| Wake Forest | 28-60 | .467 | 11-31 | .355 | 23-32 | .719 | 14 | 20 | 4 | 8 | 18-0 | 15-24 | 39 | 34 | 90 (OT) |
| Duke | 20-51 | .392 | 6-25 | .240 | 24-29 | .828 | 8 | 14 | 5 | 7 | 18-1 | 10-20 | 30 | 35 | 70 |
| Florida State | 23-53 | .434 | 6-16 | .375 | 13-18 | .722 | 10 | 19 | 2 | 8 | 21-0 | 12-20 | 32 | 39 | 65 |
| Florida State | 19-60 | .317 | 6-31 | .194 | 16-23 | .696 | 11 | 13 | 2 | 11 | 20-1 | 16-19 | 35 | 29 | 60 |
| Georgia Tech | 20-47 | .426 | 7-21 | .333 | 16-23 | .696 | 15 | 22 | 3 | 5 | 18-0 | 13-29 | 42 | 25 | 63 |
| Florida State | 25-51 | .490 | 11-23 | .478 | 10-17 | .588 | 17 | 16 | 1 | 7 | 21-0 | 10-22 | 32 | 31 | 71 |
| NC State | 24-52 | .426 | 11-26 | .423 | 19-22 | .864 | 15 | 12 | 2 | 9 | 20-0 | 8-21 | 29 | 32 | 78 |
| Florida State | 29-66 | .439 | 15-39 | .385 | 18-23 | .783 | 14 | 18 | 2 | 8 | 22-0 | 14-30 | 44 | 27 | 91 |
| Wichita State | 27-66 | .409 | 10-33 | .303 | 20-26 | .769 | 21 | 15 | 2 | 8 | 22-1 | 13-27 | 40 | 37 | 84(2OT) |
| Iowa State | 24-59 | .407 | 5-11 | .455 | 9-11 | .818 | 12 | 13 | 2 | 5 | 13-0 | 15-31 | 46 | 33 | 62 |
| Florida State | 22-64 | .344 | 8-34 | .235 | 7-11 | .636 | 15 | 8 | 9 | 6 | 13-0 | 15-22 | 37 | 20 | 59 |

ACC BASKETBALL: "TRADITION OF EXCELLENCE"



Clemson
Charter Member, 1953



Duke
Charter Member, 1953



Florida State
Joined in 1991



Georgia Tech
Joined in 1978



Maryland
Charter Member, 1953



Miami
Joined in 2004



North Carolina
Charter Member, 1953



NC State
Charter Member, 1953



Virginia
Charter Member, 1953



Virginia Tech
Joined in 2004



Wake Forest
Charter Member, 1953

The Tradition

Consistency. It's the mark of true excellence in any endeavor.

However, in today's intercollegiate athletics, competition has become so balanced and so competitive that it is virtually impossible to maintain a high level of consistency.

Yet the Atlantic Coast Conference has defied the odds. Now in its 52nd year of competition, the ACC has long enjoyed the reputation as one of the strongest and most competitive intercollegiate conferences in the nation. And that is not mere conjecture, the numbers support it.

Since the league's inception in 1953, ACC schools have captured 91 national championships, including 47 in women's competition and 44 in men's. In addition, NCAA individual titles have gone to ACC student-athletes 116 times in men's competition and 57 in women's action.

If success is best measured in terms of wins and losses, then the ACC is unrivaled in NCAA annals. With Maryland's victory over Indiana in the 2002 NCAA title game, ACC teams have captured nine NCAA basketball championships, including five over the last 14 years.

No conference has posted a better NCAA Tournament record than the ACC since the NCAA's inaugural tournament in 1938. The 11 current conference members have posted an NCAA Tournament-best mark of 315-164 for a sterling .658 winning percentage against the nation's toughest competition.

A year ago, the ACC had two teams – Georgia Tech and Duke – in the Final Four for the second time in four years and fifth time overall. In the 20 years of the 64-team field, the ACC has produced 20 Final Four teams, an average of one per year and seven more than any other conference.

Since 1985, when the NCAA Tournament was expanded to 64 teams, ACC teams have been even more impressive compiling a 203-96 (.679) NCAA record, including 56 "Sweet 16" appearances and 20 Final Four berths. Since 1985, 56 of the 102 ACC teams receiving NCAA berths have won at least two NCAA Tournament games.

Since 1990, the ACC – with a 181-173 record – is the only conference with a winning record against ranked nonconference foes.

North Carolina and Duke lead all ACC schools with three NCAA championships each. NC State has two national titles to its credit and Maryland one. The Tar Heels captured NCAA titles in 1957, 1982 and 1993 while the Blue Devils won their third title in 2001, following back-to-back championships in 1991 and 1992. The Wolfpack walked away with the coveted crown in 1974 and 1983 while the Terps claimed the 2002 national title.

The stature of ACC basketball is no where more clearly defined than by its regional and national television exposure as an all-time high 172 televised games involving ACC teams headline the league's 2004-05 schedule, including a record-setting 261 appearances. ACC teams are slated to make 132 appear-

ances on national television networks and 79 of the league's 88 regular season conference games, including 36 on national television networks are scheduled to be televised.

This past year the ACC posted a 14-6 mark in NCAA Tournament play with the six losses by a total of 21 points. For the second time in league history, eight ACC teams took part in postseason play and six of the nine league teams were ranked in the final AP and coaches' polls. League teams were 107-24 (.816) against nonconference opponents, 13-12 versus ranked teams, including a 3-0 mark against No. 1-ranked teams. The ACC finished the 2003-04 season with the highest regular season RPI rating ever accorded a conference.

2003-04 in Review

The 2003-04 academic year concluded with the league pocketing three more national team titles and six individual NCAA crowns. In all, the ACC has won 48 national team titles over the last 14 years.

The ACC's 2003-04 national champions were Wake Forest in field hockey, North Carolina in women's soccer and Virginia in women's lacrosse. Overall, 66 ACC teams took part in postseason play compiling a 101-66-4 (.591) record.

A total of 169 student-athletes from the ACC earned first, second or third-team All-America honors this past year. In addition, the ACC produced nine national Players of the Year, two national Rookies of the Year and three national Coaches of the Year recipients.

The ACC placed at least one team in the top 10 nationally in 17 sports. In all, 31 ACC teams finished their season with a top 10 ranking.

A History

The Atlantic Coast Conference was founded on May 8, 1953, at the Sedgefield Inn near Greensboro, N.C., with seven charter members – Clemson, Duke, Maryland, North Carolina, North Carolina State, South Carolina and Wake Forest – drawing up the conference bylaws.

The withdrawal of seven schools from the Southern Conference came early on the morning of May 8, 1953, during the Southern Conference's annual spring meeting. On June 14, 1953, the seven members met in Raleigh, N.C., where a set of bylaws was adopted and the name became officially the Atlantic Coast Conference. On December 4, 1953, conference officials met again at Sedgefield and officially admitted the University of Virginia as the league's eighth member. The first, and only, withdrawal of a school from the ACC came on June 30, 1971, when the University of South Carolina tendered its resignation. The ACC operated with seven members until April 3, 1978, when the Georgia Institute of Technology was admitted. The Atlanta school had withdrawn from the Southeastern Conference in January of 1964.

The ACC expanded to nine members on July 1, 1991, with the addition of Florida State University.

The conference expanded to 11 members on July 1, 2004, with the addition of the University of Miami and Virginia Polytechnic Institute and State University. On October 17, 2003, Boston College accepted an invitation to become the league's 12th member starting with the 2005-06 academic year.

School Affiliations

CLEMSON – Charter member of the Southern Intercollegiate Athletic Association in 1894, a charter member of the Southern Conference in 1921, a charter member of the Atlantic Coast Conference (ACC) in 1953.

DUKE – Joined the Southern Conference in December, 1926; charter member of the ACC in 1953.

FLORIDA STATE – Charter member of the Dixie Conference in 1948; joined the Metro Conference in July, 1976; joined the ACC July, 1991.

GEORGIA TECH – Charter member of the Southern Intercollegiate Athletic Association in 1894, charter member of Southern Conference in 1921, charter member of the SEC in 1932, joined the ACC in April, 1978.

MARYLAND – Charter member of the Southern Conference in 1921, charter member of the ACC in 1953.

MIAMI – Charter member of the Big East Football Conference in 1991; joined the ACC in July, 2004.

NORTH CAROLINA – Charter member of the Southern Intercollegiate Athletic Association in 1894, charter member of the Southern Conference in 1921, charter member of the ACC in 1953.

NC STATE – Charter member of the Southern Conference in 1921; charter member of the ACC in 1953.

VIRGINIA – Charter member of the Southern Intercollegiate Athletic Association in 1894, charter member of the Southern Conference in 1921, resigned from Southern Conference in December 1936, joined the ACC in December, 1953.

VIRGINIA TECH – Charter member of the Southern Conference in 1921; withdrew from the Southern Conference in June, 1965; became a charter member of the Big East Football Conference on Feb. 5, 1991; joined the ACC in July, 2004.

WAKE FOREST – Joined the Southern Conference in February, 1936; charter member of the ACC in 1953.





2003-04 ACC REVIEW

2003-04 STANDINGS

| | CONFERENCE | | | | | OVERALL | | | | |
|----------------------|------------|-----------|-------------|-------------|-------------|-----------|-----------|-------------|-------------|-------------|
| | W | L | Pct | PF | PA | W | L | Pct | PF | PA |
| Duke | 13 | 3 | .812 | 77.6 | 67.8 | 31 | 6 | .838 | 79.8 | 65.0 |
| NC State | 11 | 5 | .688 | 72.7 | 67.5 | 21 | 10 | .677 | 72.9 | 65.1 |
| Georgia Tech | 9 | 7 | .562 | 75.6 | 73.4 | 28 | 10 | .737 | 76.6 | 67.2 |
| Wake Forest | 9 | 7 | .562 | 82.2 | 80.4 | 21 | 10 | .677 | 83.5 | 76.1 |
| North Carolina | 8 | 8 | .500 | 81.7 | 79.6 | 19 | 11 | .633 | 82.1 | 74.8 |
| Maryland | 7 | 9 | .438 | 72.8 | 74.7 | 20 | 12 | .625 | 77.4 | 72.1 |
| Florida State | 6 | 10 | .375 | 67.9 | 68.2 | 19 | 14 | .576 | 71.5 | 65.1 |
| Virginia | 6 | 10 | .375 | 69.4 | 77.2 | 18 | 13 | .581 | 74.4 | 74.9 |
| Clemson | 3 | 13 | .188 | 58.9 | 69.9 | 10 | 18 | .357 | 65.7 | 70.9 |

INDIVIDUAL STATISTICS – ALL GAMES

SCORING

| Player-Team | CI | G | FG | 3FG | FT | Pts | Avg./G |
|--------------------------|-----------|-----------|------------|------------|-----------|------------|-------------|
| 1. Rashad McCants-NC | SO | 30 | 216 | 78 | 89 | 599 | 20.0 |
| 2. Julius Hodge-ST | JR | 31 | 189 | 26 | 159 | 563 | 18.2 |
| 3. Justin Gray-WF | SO | 31 | 168 | 97 | 93 | 526 | 17.0 |
| 4. Tim Pickett-FS | SR | 33 | 185 | 110 | 63 | 543 | 16.5 |
| 5. J.J. Redick-DU | SO | 37 | 172 | 102 | 143 | 589 | 15.9 |
| 6. John Gilchrist-MD | SO | 32 | 181 | 43 | 87 | 492 | 15.4 |
| 7. Sean May-NC | SO | 29 | 163 | 0 | 115 | 441 | 15.2 |
| 8. Luol Deng-DU | FR | 37 | 210 | 40 | 98 | 558 | 15.1 |
| 9. B.J. Elder-GT | JR | 38 | 194 | 77 | 103 | 568 | 14.9 |
| 10. Elton Brown-VA | JR | 31 | 166 | 0 | 128 | 460 | 14.8 |
| Chris Paul-WF | FR | 31 | 135 | 40 | 150 | 460 | 14.8 |
| 12. Marcus Melvin-ST | SR | 31 | 148 | 59 | 87 | 442 | 14.3 |
| 13. Jamar Smith-MD | SR | 32 | 169 | 5 | 75 | 418 | 13.1 |
| 14. Daniel Ewing-DU | JR | 37 | 151 | 74 | 92 | 468 | 12.6 |
| Shelden Williams-DU | SO | 37 | 164 | 2 | 138 | 468 | 12.6 |
| 16. Jawad Williams-NC | JR | 29 | 127 | 18 | 92 | 364 | 12.6 |
| 17. Jarrett Jack-GT | SO | 38 | 145 | 30 | 154 | 474 | 12.5 |
| 18. Eric Williams-WF | SO | 31 | 147 | 0 | 90 | 384 | 12.4 |
| 19. Devin Smith-VA | JR | 27 | 118 | 34 | 60 | 330 | 12.2 |
| 20. Nik Caner-Medley-MD | SO | 32 | 142 | 36 | 69 | 389 | 12.2 |
| 21. Sharrod Ford-CU | JR | 28 | 116 | 0 | 100 | 332 | 11.9 |
| 22. Raymond Felton-NC | SO | 30 | 113 | 35 | 85 | 346 | 11.5 |
| 23. Marvin Lewis-GT | SR | 38 | 142 | 82 | 52 | 418 | 11.0 |
| Chris McCray-MD | SO | 32 | 112 | 31 | 97 | 352 | 11.0 |
| 25. Shawan Robinson-CU | SO | 28 | 101 | 43 | 58 | 303 | 10.8 |

REBOUNDING

| Player-Team | CI | G | OFF | DEF | TOT | Avg./G |
|--------------------------------|-----------|-----------|-----------|------------|------------|------------|
| 1. Sean May-NC | SO | 29 | 100 | 185 | 285 | 9.8 |
| 2. Jamar Smith-MD | SR | 32 | 97 | 186 | 283 | 8.8 |
| 3. Shelden Williams-DU | SO | 37 | 119 | 195 | 314 | 8.5 |
| 4. Jamaal Levy-WF | JR | 31 | 98 | 161 | 259 | 8.4 |
| 5. Marcus Melvin-ST | SR | 31 | 65 | 186 | 251 | 8.1 |
| 6. Sharrod Ford-CU | JR | 28 | 80 | 122 | 202 | 7.2 |
| 7. Luol Deng-DU | FR | 37 | 82 | 173 | 255 | 6.9 |
| 8. Luke Schenscher-GT | JR | 38 | 89 | 163 | 252 | 6.6 |
| 9. Julius Hodge-ST | JR | 31 | 55 | 143 | 198 | 6.4 |
| 10. Elton Brown-VA | JR | 31 | 72 | 123 | 195 | 6.3 |
| 11. Eric Williams-WF | SO | 31 | 77 | 98 | 175 | 5.6 |
| 12. Chris Hobbs-CU | SR | 28 | 70 | 82 | 152 | 5.4 |
| 13. Jawad Williams-NC | JR | 29 | 76 | 81 | 157 | 5.4 |
| 14. Adam Waleskowski-FS | JR | 33 | 71 | 107 | 178 | 5.4 |
| 15. Travis Garrison-MD | SO | 32 | 78 | 87 | 165 | 5.2 |
| 16. Devin Smith-VA | JR | 27 | 40 | 99 | 139 | 5.1 |
| 17. David Noel-NC | SO | 24 | 55 | 62 | 117 | 4.9 |
| 18. Jarrett Jack-GT | SO | 38 | 19 | 166 | 185 | 4.9 |
| 19. Nik Caner-Medley-MD | SO | 32 | 61 | 90 | 151 | 4.7 |
| 20. Isma'il Muhammad-GT | JR | 38 | 65 | 113 | 178 | 4.7 |
| 21. Clarence Moore-GT | SR | 37 | 44 | 129 | 173 | 4.7 |
| 22. Olu Babalola-CU | JR | 28 | 49 | 81 | 130 | 4.6 |
| 23. Akin Akingbala-CU | SO | 28 | 58 | 71 | 129 | 4.6 |
| 24. Shavlik Randolph-DU | SO | 37 | 78 | 90 | 168 | 4.5 |
| 25. Rashad McCants-NC | SO | 30 | 62 | 74 | 136 | 4.5 |

ASSISTS


| Player-Team | CI | G | Assists | Avg/G |
|---------------------------|-----------|-----------|------------|-------------|
| 1. Raymond Felton-NC | SO | 30 | 212 | 7.07 |
| 2. Chris Duhon-DU | SR | 37 | 225 | 6.08 |
| 3. Chris Paul-WF | FR | 31 | 183 | 5.90 |
| 4. Jarrett Jack-GT | SO | 38 | 213 | 5.61 |
| 5. John Gilchrist-MD | SO | 32 | 159 | 4.97 |
| 6. Nate Johnson-FS | SR | 33 | 125 | 3.79 |
| 7. Julius Hodge-ST | JR | 31 | 112 | 3.61 |
| 8. Vernon Hamilton-CU | FR | 28 | 91 | 3.25 |
| 9. Todd Billet-VA | SR | 31 | 99 | 3.19 |
| 10. T.J. Bannister-VA | FR | 31 | 93 | 3.00 |
| Ilian Evtimov-ST | SO | 31 | 93 | 3.00 |
| 12. Taron Downey-WF | JR | 31 | 91 | 2.94 |
| 13. Chris McCray-MD | SO | 32 | 90 | 2.81 |
| 14. Justin Gray-WF | SO | 31 | 87 | 2.81 |
| 15. Melvin Scott-NC | JR | 30 | 79 | 2.63 |

FREE THROW PCT (Min. 2.5 made per game)

| Player-Team | CI | G | FTM | FTA | Pct |
|-----------------------|----|----|-----|-----|------|
| 1. J.J. Redick-DU | SO | 37 | 143 | 150 | .953 |
| 2. Ilian Evtimov-ST | SO | 31 | 78 | 89 | .876 |
| 3. Chris Paul-WF | FR | 31 | 150 | 178 | .843 |
| 4. Julius Hodge-ST | JR | 31 | 159 | 192 | .828 |
| 5. Chris McCray-MD | SO | 32 | 97 | 118 | .822 |
| 6. Marcus Melvin-ST | SR | 31 | 87 | 107 | .813 |
| 7. Raymond Felton-NC | SO | 30 | 85 | 105 | .810 |
| 8. Jarrett Jack-GT | SO | 38 | 154 | 192 | .802 |
| 9. Justin Gray-WF | SO | 31 | 93 | 117 | .795 |
| 10. B.J. Elder-GT | JR | 38 | 103 | 132 | .780 |
| 11. Olu Babalola-CU | JR | 28 | 73 | 97 | .753 |
| 12. Rashad McCants-NC | SO | 30 | 89 | 119 | .748 |
| 13. Jawad Williams-NC | JR | 29 | 92 | 127 | .724 |
| 14. Luol Deng-DU | FR | 37 | 98 | 138 | .710 |
| 15. John Gilchrist-MD | SO | 32 | 87 | 124 | .702 |

STEALS

| Player-Team | CI | G | Steals | Avg/G |
|--------------------------|-----------|-----------|-----------|-------------|
| 1. Chris Paul-WF | FR | 31 | 84 | 2.71 |
| 2. Tim Pickett-FS | SR | 33 | 82 | 2.48 |
| 3. Chris Duhon-DU | SR | 37 | 80 | 2.16 |
| 4. Raymond Felton-NC | SO | 30 | 64 | 2.13 |
| 5. Jarrett Jack-GT | SO | 38 | 74 | 1.95 |
| 6. Vernon Hamilton-CU | FR | 28 | 50 | 1.79 |
| 7. Rashad McCants-NC | SO | 30 | 53 | 1.77 |
| 8. John Gilchrist-MD | SO | 32 | 56 | 1.75 |
| 9. Chris McCray-MD | SO | 32 | 53 | 1.66 |
| 10. D.J. Strawberry-MD | FR | 31 | 51 | 1.65 |
| 11. Sean Dockery-DU | SO | 37 | 56 | 1.51 |
| 12. Daniel Ewing-DU | JR | 37 | 52 | 1.41 |
| 13. Julius Hodge-ST | JR | 31 | 43 | 1.39 |
| 14. Sean May-NC | SO | 29 | 40 | 1.38 |
| 15. Devin Smith-VA | JR | 27 | 37 | 1.37 |



FIELD GOAL PCT (Min. 5.0 made per game)

| Player-Team | CI | G | FG | FGA | Pct. |
|--------------------------|-----------|-----------|------------|------------|-------------|
| 1. Julius Hodge-ST | JR | 31 | 189 | 373 | .507 |
| 2. Elton Brown-VA | JR | 31 | 166 | 330 | .503 |
| 3. Rashad McCants-NC | SO | 30 | 216 | 451 | .479 |
| 4. Luol Deng-DU | FR | 37 | 210 | 442 | .475 |
| 5. John Gilchrist-MD | SO | 32 | 181 | 382 | .474 |
| 6. Sean May-NC | SO | 29 | 163 | 352 | .463 |
| 7. Tim Pickett-FS | SR | 33 | 185 | 426 | .434 |
| 8. Jamar Smith-MD | SR | 32 | 169 | 401 | .421 |
| 9. B.J. Elder-GT | JR | 38 | 194 | 468 | .415 |
| 10. Justin Gray-WF | SO | 31 | 168 | 410 | .410 |

Adam Waleskowski scored eight points and pulled down four rebounds as the Seminoles defeated Clemson at home during the 2003-04 season.



2003-04 ACC REVIEW

INDIVIDUAL STATISTICS – ALL GAMES (CONTINUED)

3-POINT FG PCT. (Min. 1.5 made per game)

| Player-Team | Cl | G | 3FG | FGA | Pct |
|--------------------------|-----------|-----------|------------|------------|-------------|
| 1. Daniel Ewing-DU | JR | 37 | 74 | 180 | .411 |
| 2. Rashad McCants-NC | SO | 30 | 78 | 191 | .408 |
| 3. Tim Pickett-FS | SR | 33 | 110 | 270 | .407 |
| 4. Marvin Lewis-GT | SR | 38 | 82 | 206 | .398 |
| 5. J.J. Redick-DU | SO | 37 | 102 | 258 | .395 |
| 6. Taron Downey-WF | JR | 31 | 51 | 131 | .389 |
| 7. J.R. Reynolds-VA | FR | 29 | 48 | 125 | .384 |
| 8. Engin Atsur-ST | FR | 28 | 46 | 120 | .383 |
| 9. Justin Gray-WF | SO | 31 | 97 | 256 | .379 |
| 10. Shawan Robinson-CU | SO | 28 | 43 | 115 | .374 |
| 11. B.J. Elder-GT | JR | 38 | 77 | 206 | .374 |
| 12. Melvin Scott-NC | JR | 30 | 56 | 150 | .373 |
| 13. Marcus Melvin-ST | SR | 31 | 59 | 164 | .360 |
| 14. Todd Billet-VA | SR | 31 | 62 | 173 | .358 |

3-POINT FG MADE

| Player-Team | Cl | G | 3FG | Avg/G |
|--------------------------|-----------|-----------|------------|-------------|
| 1. Tim Pickett-FS | SR | 33 | 110 | 3.33 |
| 2. Justin Gray-WF | SO | 31 | 97 | 3.13 |
| 3. J.J. Redick-DU | SO | 37 | 102 | 2.76 |
| 4. Rashad McCants-NC | SO | 30 | 78 | 2.60 |
| 5. Marvin Lewis-GT | SR | 38 | 82 | 2.16 |
| 6. B.J. Elder-GT | JR | 38 | 77 | 2.03 |
| 7. Daniel Ewing-DU | JR | 37 | 74 | 2.00 |
| Todd Billet-VA | SR | 31 | 62 | 2.00 |
| 9. Marcus Melvin-ST | SR | 31 | 59 | 1.90 |
| 10. Melvin Scott-NC | JR | 30 | 56 | 1.87 |
| 11. J.R. Reynolds-VA | FR | 29 | 48 | 1.66 |
| 12. Taron Downey-WF | JR | 31 | 51 | 1.65 |
| 13. Engin Atsur-ST | FR | 28 | 46 | 1.64 |
| 14. Shawan Robinson-CU | SO | 28 | 43 | 1.54 |
| 15. Von Wafer-FS | FR | 32 | 43 | 1.34 |
| John Gilchrist-MD | SO | 32 | 43 | 1.34 |

BLOCKED SHOTS

| Player-Team | Cl | G | Blocks | Avg/G |
|------------------------|----|----|--------|-------|
| 1. Sheldon Williams-DU | SO | 37 | 111 | 3.00 |
| 2. Sharrod Ford-CU | JR | 28 | 64 | 2.29 |
| 3. Shavlik Randolph-DU | SO | 37 | 61 | 1.65 |
| 4. Luke Schenscher-GT | JR | 38 | 54 | 1.42 |
| 5. Ekene Ibekwe-MD | FR | 32 | 44 | 1.38 |
| 6. Sean May-NC | SO | 29 | 36 | 1.24 |
| 7. Travis Garrison-MD | SO | 32 | 36 | 1.12 |
| 8. Nik Caner-Medley-MD | SO | 32 | 34 | 1.06 |
| 9. Luol Deng-DU | FR | 37 | 39 | 1.05 |
| 10. Jamar Smith-MD | SR | 32 | 32 | 1.00 |
| 11. Gary Forbes-VA | FR | 31 | 28 | 0.90 |
| 12. Jamaal Levy-WF | JR | 31 | 27 | 0.87 |
| 13. Anthony McHenry-GT | JR | 38 | 33 | 0.87 |
| 14. Devin Smith-VA | JR | 27 | 22 | 0.81 |
| 15. Julius Hodge-ST | JR | 31 | 25 | 0.81 |

ASSIST/TURNOVER RATIO


| Player-Team | Cl | G | Asst | Avg | Turn | Avg | Ratio |
|---------------------------|-----------|-----------|------------|------------|-----------|------------|-------------|
| 1. Nate Johnson-FS | SR | 33 | 125 | 3.8 | 39 | 1.2 | 3.21 |
| 2. Chris Paul-WF | FR | 31 | 183 | 5.9 | 82 | 2.6 | 2.23 |
| 3. Chris Duhon-DU | SR | 37 | 225 | 6.1 | 104 | 2.8 | 2.16 |
| 4. Todd Billet-VA | SR | 31 | 99 | 3.2 | 46 | 1.5 | 2.15 |
| 5. Raymond Felton-NC | SO | 30 | 212 | 7.1 | 103 | 3.4 | 2.06 |
| 6. Jarrett Jack-GT | SO | 38 | 213 | 5.6 | 116 | 3.1 | 1.84 |
| 7. T.J. Bannister-VA | FR | 31 | 93 | 3.0 | 57 | 1.8 | 1.63 |
| 8. John Gilchrist-MD | SO | 32 | 159 | 5.0 | 98 | 3.1 | 1.62 |
| 9. Ilijan Evtimov-ST | SO | 31 | 93 | 3.0 | 66 | 2.1 | 1.41 |
| 10. Julius Hodge-ST | JR | 31 | 112 | 3.6 | 95 | 3.1 | 1.18 |
| 11. Vernon Hamilton-CU | FR | 28 | 91 | 3.2 | 87 | 3.1 | 1.05 |

OFFENSIVE REBOUNDS

| Player-Team | Cl | G | No. | Avg/G |
|------------------------|----|----|-----|-------|
| 1. Sean May-NC | SO | 29 | 100 | 3.45 |
| 2. Sheldon Williams-DU | SO | 37 | 119 | 3.22 |
| 3. Jamaal Levy-WF | JR | 31 | 98 | 3.16 |
| 4. Jamar Smith-MD | SR | 32 | 97 | 3.03 |
| 5. Sharrod Ford-CU | JR | 28 | 80 | 2.86 |
| 6. Jawad Williams-NC | JR | 29 | 76 | 2.62 |
| 7. Chris Hobbs-CU | SR | 28 | 70 | 2.50 |
| 8. Eric Williams-WF | SO | 31 | 77 | 2.48 |
| 9. Travis Garrison-MD | SO | 32 | 78 | 2.44 |
| 10. Luke Schenscher-GT | JR | 38 | 69 | 2.34 |

DEFENSIVE REBOUNDS

| Player-Team | Cl | G | No. | Avg/G |
|------------------------|----|----|-----|-------|
| 1. Sean May-NC | SO | 29 | 185 | 6.38 |
| 2. Marcus Melvin-ST | SR | 31 | 186 | 6.00 |
| 3. Jamar Smith-MD | SR | 32 | 186 | 5.81 |
| 4. Sheldon Williams-DU | SO | 37 | 195 | 5.27 |
| 5. Jamaal Levy-WF | JR | 31 | 161 | 5.19 |
| 6. Luol Deng-DU | FR | 37 | 173 | 4.68 |
| 7. Julius Hodge-ST | JR | 31 | 143 | 4.61 |
| 8. Jarrett Jack-GT | SO | 38 | 166 | 4.37 |
| 9. Sharrod Ford-CU | JR | 28 | 122 | 4.36 |
| 10. Luke Schenscher-GT | JR | 38 | 163 | 4.29 |



Nate Johnson was one of three Seminoles to shoot above 40 percent from the 3-point line during the 2003-04 season.



2003-04 ACC REVIEW

TEAM STATISTICS – ALL GAMES

SCORING OFFENSE

| Team | G | W-L | Pts | Avg/G |
|-------------------------|-----------|--------------|-------------|-------------|
| 1. Wake Forest | 31 | 21-10 | 2590 | 83.5 |
| 2. North Carolina | 30 | 19-11 | 2464 | 82.1 |
| 3. Duke | 37 | 31-6 | 2954 | 79.8 |
| 4. Maryland | 32 | 20-12 | 2477 | 77.4 |
| 5. Georgia Tech | 38 | 28-10 | 2911 | 76.6 |
| 6. Virginia | 31 | 18-13 | 2305 | 74.4 |
| 7. NC State | 31 | 21-10 | 2261 | 72.9 |
| 8. Florida State | 33 | 19-14 | 2359 | 71.5 |
| 9. Clemson | 28 | 10-18 | 1839 | 65.7 |

SCORING DEFENSE

| Team | G | Pts | Avg/G |
|-------------------------|-----------|-------------|-------------|
| 1. Duke | 37 | 2406 | 65.0 |
| 2. Florida State | 33 | 2148 | 65.1 |
| 3. NC State | 31 | 2018 | 65.1 |
| 4. Georgia Tech | 38 | 2552 | 67.2 |
| 5. Clemson | 28 | 1986 | 70.9 |
| 6. Maryland | 32 | 2308 | 72.1 |
| 7. North Carolina | 30 | 2243 | 74.8 |
| 8. Virginia | 31 | 2323 | 74.9 |
| 9. Wake Forest | 31 | 2360 | 76.1 |

SCORING MARGIN

| Team | G | OFF | DEF | Margin |
|-------------------------|-----------|-------------|-------------|-------------|
| 1. Duke | 37 | 79.8 | 65.0 | +14.8 |
| 2. Georgia Tech | 38 | 76.6 | 67.2 | +9.4 |
| 3. NC State | 31 | 72.9 | 65.1 | +7.8 |
| 4. Wake Forest | 31 | 83.5 | 76.1 | +7.4 |
| 5. North Carolina | 30 | 82.1 | 74.8 | +7.4 |
| 6. Florida State | 33 | 71.5 | 65.1 | +6.4 |
| 7. Maryland | 32 | 77.4 | 72.1 | +5.3 |
| 8. Virginia | 31 | 74.4 | 74.9 | -0.6 |
| 9. Clemson | 28 | 65.7 | 70.9 | -5.2 |

FREE THROW PERCENTAGES

| Team | G | FTM | FTA | Pct |
|-------------------------|-----------|------------|------------|-------------|
| 1. NC State | 31 | 481 | 602 | .799 |
| 2. Duke | 37 | 655 | 890 | .736 |
| 3. Wake Forest | 31 | 590 | 829 | .712 |
| 4. Georgia Tech | 38 | 566 | 847 | .692 |
| 5. North Carolina | 30 | 515 | 749 | .688 |
| 6. Florida State | 33 | 433 | 631 | .686 |
| 7. Virginia | 31 | 499 | 732 | .682 |
| 8. Clemson | 28 | 407 | 645 | .631 |
| 9. Maryland | 32 | 530 | 840 | .631 |

FIELD GOAL PERCENTAGES

| Team | G | FG | FGA | Pct. |
|-------------------------|-----------|------------|-------------|-------------|
| 1. Wake Forest | 31 | 882 | 1854 | .476 |
| 2. Duke | 37 | 1018 | 2161 | .471 |
| 3. Georgia Tech | 38 | 1029 | 2213 | .465 |
| 4. North Carolina | 30 | 877 | 1912 | .459 |
| 5. NC State | 31 | 760 | 1688 | .450 |
| 6. Virginia | 31 | 807 | 1811 | .446 |
| 7. Maryland | 32 | 891 | 2021 | .441 |
| 8. Florida State | 33 | 815 | 1859 | .438 |
| 9. Clemson | 28 | 649 | 1504 | .432 |

FIELD GOAL PCT. DEFENSE

| Team | G | FG | FGA | Pct |
|-------------------------|-----------|------------|-------------|-------------|
| 1. Georgia Tech | 38 | 865 | 2228 | .388 |
| 2. Florida State | 33 | 739 | 1845 | .401 |
| 3. Maryland | 32 | 774 | 1910 | .405 |
| 4. Duke | 37 | 876 | 2154 | .407 |
| 5. NC State | 31 | 717 | 1698 | .422 |
| 6. Virginia | 31 | 818 | 1915 | .427 |
| 7. Clemson | 28 | 704 | 1648 | .427 |
| 8. North Carolina | 30 | 799 | 1798 | .444 |
| 9. Wake Forest | 31 | 813 | 1811 | .449 |

3-POINT FIELD GOAL PERCENTAGES

| Team | G | FG | FGA | Pct |
|-------------------------|-----------|------------|------------|-------------|
| 1. Wake Forest | 31 | 236 | 611 | .386 |
| 2. Florida State | 33 | 296 | 788 | .376 |
| 3. Georgia Tech | 38 | 267 | 729 | .366 |
| 4. Duke | 37 | 263 | 722 | .364 |
| 5. North Carolina | 30 | 195 | 554 | .352 |
| 6. NC State | 31 | 260 | 753 | .345 |
| 7. Maryland | 32 | 165 | 490 | .337 |
| 8. Virginia | 31 | 192 | 578 | .332 |
| 9. Clemson | 28 | 134 | 418 | .321 |

3-POINT FIELD GOAL PCT. DEFENSE

| Team | G | FG | FGA | Pct |
|-------------------------|-----------|------------|------------|-------------|
| 1. Georgia Tech | 38 | 218 | 733 | .297 |
| 2. NC State | 31 | 172 | 550 | .313 |
| 3. Florida State | 33 | 245 | 762 | .322 |
| 4. Duke | 37 | 176 | 544 | .324 |
| 5. Clemson | 28 | 175 | 526 | .333 |
| 6. Virginia | 31 | 213 | 612 | .348 |
| 7. North Carolina | 30 | 229 | 651 | .352 |
| 8. Maryland | 32 | 228 | 623 | .366 |
| 9. Wake Forest | 31 | 236 | 633 | .373 |

REBOUNDING OFFENSE

| Team | G | Reb | Avg/G |
|-------------------------|-----------|-------------|-------------|
| 1. Maryland | 32 | 1322 | 41.3 |
| 2. North Carolina | 30 | 1189 | 39.6 |
| 3. Clemson | 28 | 1050 | 37.5 |
| 4. Georgia Tech | 38 | 1422 | 37.4 |
| 5. Wake Forest | 31 | 1148 | 37.0 |
| 6. Duke | 37 | 1351 | 36.5 |
| 7. Florida State | 33 | 1192 | 36.1 |
| 8. Virginia | 31 | 1070 | 34.5 |
| 9. NC State | 31 | 1046 | 33.7 |

REBOUNDING DEFENSE

| Team | G | Reb | Avg/G |
|-------------------------|-----------|-------------|-------------|
| 1. NC State | 31 | 1025 | 33.1 |
| 2. Clemson | 28 | 940 | 33.6 |
| 3. Wake Forest | 31 | 1052 | 33.9 |
| 4. Duke | 37 | 1265 | 34.2 |
| 5. Florida State | 33 | 1153 | 34.9 |
| 6. North Carolina | 30 | 1062 | 35.4 |
| 7. Georgia Tech | 38 | 1418 | 37.3 |
| 8. Maryland | 32 | 1233 | 38.5 |
| 9. Virginia | 31 | 1234 | 39.8 |

REBOUNDING MARGIN

| Team | G | Team | Avg | OPP | Avg | Margin |
|-------------------------|-----------|-------------|-------------|-------------|-------------|-------------|
| 1. North Carolina | 30 | 1189 | 39.6 | 1062 | 35.4 | +4.2 |
| 2. Clemson | 28 | 1050 | 37.5 | 940 | 33.6 | +3.9 |
| 3. Wake Forest | 31 | 1148 | 37.0 | 1052 | 33.9 | +3.1 |
| 4. Maryland | 32 | 1322 | 41.3 | 1233 | 38.5 | +2.8 |
| 5. Duke | 37 | 1351 | 36.5 | 1265 | 34.2 | +2.3 |
| 6. Florida State | 33 | 1192 | 36.1 | 1153 | 34.9 | +1.2 |
| 7. NC State | 31 | 1046 | 33.7 | 1025 | 33.1 | +0.7 |
| 8. Georgia Tech | 38 | 1422 | 37.4 | 1418 | 37.3 | +0.1 |
| 9. Virginia | 31 | 1070 | 34.5 | 1234 | 39.8 | -5.3 |

BLOCKED SHOTS

| Team | G | Blocks | Avg/G |
|-------------------------|-----------|------------|-------------|
| 1. Maryland | 32 | 215 | 6.72 |
| 2. Duke | 37 | 240 | 6.49 |
| 3. Georgia Tech | 38 | 172 | 4.53 |
| 4. Clemson | 28 | 125 | 4.46 |
| 5. Virginia | 31 | 132 | 4.26 |
| 6. North Carolina | 30 | 120 | 4.00 |
| 7. Florida State | 33 | 125 | 3.79 |
| 8. Wake Forest | 31 | 95 | 3.06 |
| 9. NC State | 31 | 69 | 2.23 |

ASSISTS

| Team | G | Assists | Avg/G |
|-------------------------|-----------|------------|--------------|
| 1. North Carolina | 30 | 538 | 17.93 |
| 2. Wake Forest | 31 | 487 | 15.71 |
| 3. Georgia Tech | 38 | 579 | 15.24 |
| 4. Florida State | 33 | 493 | 14.94 |
| 5. NC State | 31 | 454 | 14.65 |
| 6. Virginia | 31 | 451 | 14.55 |
| 7. Duke | 37 | 536 | 14.49 |
| 8. Maryland | 32 | 451 | 14.09 |
| 9. Clemson | 28 | 359 | 12.82 |

STEALS

| Team | G | Steals | Avg/G |
|-------------------------|-----------|------------|-------------|
| 1. North Carolina | 30 | 287 | 9.57 |
| 2. Duke | 37 | 340 | 9.19 |
| 3. Wake Forest | 31 | 277 | 8.94 |
| 4. Georgia Tech | 38 | 338 | 8.89 |
| 5. Florida State | 33 | 291 | 8.82 |
| 6. Maryland | 32 | 274 | 8.56 |
| 7. Virginia | 31 | 215 | 6.94 |
| 8. Clemson | 28 | 191 | 6.82 |
| 9. NC State | 31 | 208 | 6.71 |

TURNOVER MARGIN

| Team | G | TEAM | Avg | OPP | Avg | Margin |
|-------------------------|-----------|------------|-------------|------------|-------------|--------------|
| 1. Duke | 37 | 511 | 13.8 | 637 | 17.2 | +3.41 |
| 2. North Carolina | 30 | 462 | 15.4 | 543 | 18.1 | +2.70 |
| 3. Wake Forest | 31 | 457 | 14.7 | 529 | 17.1 | +2.32 |
| 4. Maryland | 32 | 465 | 15.2 | 546 | 17.1 | +1.91 |
| 5. Georgia Tech | 38 | 578 | 15.2 | 641 | 16.9 | +1.66 |
| 6. Virginia | 31 | 438 | 14.1 | 472 | 15.2 | +1.10 |
| 7. NC State | 31 | 420 | 13.5 | 451 | 14.5 | +1.00 |
| 8. Florida State | 33 | 519 | 15.7 | 538 | 16.3 | +0.58 |
| 9. Clemson | 28 | 537 | 19.2 | 394 | 14.1 | -5.11 |



2003-04 ACC REVIEW

TEAM STATISTICS – ALL GAMES (CONTINUED)

ASSIST/TURNOVER RATIO

| Team | G | Asst | Avg | Turn | Avg | Ratio |
|-------------------------|-----------|------------|-------------|------------|-------------|-------------|
| 1. North Carolina | 30 | 538 | 17.9 | 462 | 15.4 | 1.16 |
| 2. NC State | 31 | 454 | 14.6 | 420 | 13.5 | 1.08 |
| 3. Wake Forest | 31 | 467 | 15.7 | 457 | 14.7 | 1.07 |
| 4. Duke | 37 | 536 | 14.5 | 511 | 13.8 | 1.05 |
| 5. Virginia | 31 | 451 | 14.5 | 438 | 14.1 | 1.03 |
| 6. Georgia Tech | 38 | 579 | 15.2 | 578 | 15.2 | 1.00 |
| 7. Florida State | 33 | 493 | 14.9 | 519 | 15.7 | 0.95 |
| 8. Maryland | 32 | 451 | 14.1 | 465 | 15.2 | 0.93 |
| 9. Clemson | 28 | 359 | 12.8 | 537 | 19.2 | 0.67 |

DEFENSIVE REBOUNDS


| Team | G | No. | Avg/G |
|-------------------------|-----------|------------|--------------|
| 1. Georgia Tech | 38 | 993 | 26.13 |
| 2. Maryland | 32 | 821 | 25.66 |
| 3. Florida State | 33 | 805 | 24.39 |
| 4. North Carolina | 30 | 730 | 24.33 |
| 5. Wake Forest | 31 | 731 | 23.58 |
| 6. NC State | 31 | 729 | 23.52 |
| 7. Duke | 37 | 862 | 23.30 |
| 8. Clemson | 28 | 652 | 23.29 |
| 9. Virginia | 31 | 713 | 23.00 |

OFFENSIVE REBOUNDS

| Team | G | No. | Avg/G |
|-------------------------|-----------|------------|--------------|
| 1. Maryland | 32 | 501 | 15.66 |
| 2. North Carolina | 30 | 459 | 15.30 |
| 3. Clemson | 28 | 398 | 14.21 |
| 4. Wake Forest | 31 | 417 | 13.45 |
| 5. Duke | 37 | 489 | 13.22 |
| 6. Florida State | 33 | 387 | 11.73 |
| 7. Virginia | 31 | 357 | 11.52 |
| 8. Georgia Tech | 38 | 429 | 11.29 |
| 9. NC State | 31 | 317 | 10.23 |

3-POINT FIELD GOALS MADE

| Team | G | 3FG | Avg/G |
|-------------------------|-----------|------------|-------------|
| 1. Florida State | 33 | 296 | 8.97 |
| 2. NC State | 31 | 260 | 8.39 |
| 3. Wake Forest | 31 | 236 | 7.61 |
| 4. Duke | 37 | 263 | 7.11 |
| 5. Georgia Tech | 38 | 267 | 7.03 |
| 6. North Carolina | 30 | 195 | 6.50 |
| 7. Virginia | 31 | 192 | 6.19 |
| 8. Maryland | 32 | 165 | 5.16 |
| 9. Clemson | 28 | 134 | 4.79 |



ALL-ACC

FIRST TEAM

| | |
|-------------------------|----------------------|
| Rashad McCants..... | North Carolina |
| Julius Hodge..... | NC State |
| Tim Pickett..... | Florida State |
| Chris Duhon..... | Duke |
| Justin Gray..... | Wake Forest |

SECOND TEAM

| | |
|-----------------------|----------------|
| J.J. Redick..... | Duke |
| B.J. Elder..... | Georgia Tech |
| Marcus Melvin..... | NC State |
| Sean May..... | North Carolina |
| Shelden Williams..... | Duke |

THIRD TEAM

| | |
|---------------------|----------------|
| Chris Paul..... | Wake Forest |
| Raymond Felton..... | North Carolina |
| Luol Deng..... | Duke |
| John Gilchrist..... | Maryland |
| Jarrett Jack..... | Georgia Tech |

HONORABLE MENTION

| | |
|-------------------|----------|
| Elton Brown..... | Virginia |
| Daniel Ewing..... | Duke |
| Devin Smith..... | Virginia |

ALL-FRESHMEN TEAM

| | |
|-------------------------------|----------------------|
| Luol Deng..... | Duke |
| Chris Paul..... | Wake Forest |
| Engin Atsur..... | NC State |
| Alexander Johnson..... | Florida State |
| J.R. Reynolds..... | Virginia |

HONORABLE MENTION

| | |
|----------------------|----------|
| D.J. Strawberry..... | Maryland |
| Vernon Hamilton..... | Clemson |

ALL-DEFENSIVE TEAM

| | |
|-------------------------|----------------------|
| Tim Pickett..... | Florida State |
| Shelden Williams..... | Duke |
| Chris Duhon..... | Duke |
| Chris Paul..... | Wake Forest |
| Jackie Manuel..... | North Carolina |

PLAYER OF THE YEAR

| | |
|-------------------|----------|
| Julius Hodge..... | NC State |
|-------------------|----------|

COACH OF THE YEAR

| | |
|------------------|----------|
| Herb Sendek..... | NC State |
|------------------|----------|

ROOKIE OF THE YEAR

| | |
|-----------------|-------------|
| Chris Paul..... | Wake Forest |
|-----------------|-------------|

Alexander Johnson was named to the ACC All-Freshmen team in 2003-04.