




Review

A Look Back at the 2004-2005 Season

“Herb Sendek’s experience at NC State shows us it can take five years to build an ACC program. This is Leonard Hamilton’s third year with the Seminoles. Given the players in the program and the results achieved to this point, Hamilton might have Florida State ahead of schedule.”

— Mike DeCourcy
The Sporting News
November 29, 2004





**“Leonard Hamilton is
ON THE
VERGE OF
SOMETHING
SPECIAL**

... in Tallahassee, and has recruited the best crop of talent since the Seminoles came into the ACC from the Metro.”

*Jay Bilas
ESPN.COM
November 12, 2004*

Florida State was one of the nation's most dangerous teams during the 2004-05 season and was one of only six teams in the ACC to defeat a team ranked in the nation's top five during the season. The Seminoles defeated No. 3-ranked Wake Forest, 91-83 in overtime, on Jan. 18 in Tallahassee. During the season, the Seminoles defeated four teams which played in the NCAA Tournament – a No. 2 seed (Wake Forest), a No. 4 seed (Florida), a No. 8 seed (Minnesota) and a No. 10 seed (NC State) and played 20 of their 31 games against teams who played in either the NCAA or NIT Tournaments. Overall, the Seminoles defeated five teams who played in the postseason this year – Florida (NCAA), Minnesota (NCAA), NC State (NCAA), Virginia Tech (NIT) and Wake Forest (NCAA).

Florida State Men's Basketball Team Continues Mission of Improving and Building Talent Level

Seminoles Defeat Five Teams Which Advanced to Postseason Play Including Four NCAA Tournament Teams.

A Haunted House for Top Ranked Teams in the ACC

With its win over No. 3-ranked Wake Forest on Jan. 18, the Seminoles have earned eight wins over nationally ranked teams in Tallahassee in the last four years. Included in those eight victories are two victories over top-five ranked Duke teams including the first victory in school history over a No. 1-ranked team as the Seminoles beat Duke during the 2001-02 season (Jan. 6, 2002; 77-76). The Seminoles defeated the No. 5-ranked Blue Devils during the 2002-03 season (Feb. 2, 2003, 75-70).

a statistical category after leading the conference in scoring defense during the 2002-03 season and in 3-point field goals made during the 2003-04 season. It was the sixth time since the Seminoles joined the ACC that they had led the conference in a statistical category. The Seminoles' bench scored an average of 41 percent of the Seminoles' points during the conference schedule and scored a league high of 61 points against Maryland Dec. 19, 2004 in College Park. Al Thornton, who came off the bench in 25 of his 29 games played, averaged a career-high 9.1 points per game.

Seminoles' Victories Over Nationally Ranked Teams at Home in the Last Four Years

Date	Opponent	Ranking	Final Score
Jan. 6, 2002	Duke	No. 1	Florida State 77, Duke 76
Feb. 20, 2002	Virginia	No. 22	Florida State 65, Virginia 59
Feb. 2, 2003	Duke	No. 5	Florida State 75, Duke 70
Dec. 28, 2003	Maryland	No. 24	Florida State 79, Maryland 75
Jan. 22, 2004	North Carolina	No. 7	Florida State 90, North Carolina 81 (OT)
Jan. 25, 2004	Wake Forest	No. 7	Florida State 75, Wake Forest 70
Feb. 3, 2004	Georgia Tech	No. 15	Florida State 81, Georgia Tech 65
Jan. 18, 2005	Wake Forest	No. 3	Florida State 91, Wake Forest 83 (OT)

Waleskowski Ties School Record

Forward Adam Waleskowski played his 122nd career game against NC State in the first round of the ACC Tournament and tied the school record for games played in a career. He tied Rodney Dobard (1989-93) for career games played by a Seminole player. Waleskowski did not miss a single game during his four-year career and earned 22 starting assignments. He started three ACC Tournament games during his career.

Seminoles Lead ACC in Bench Scoring

Florida State, which utilized eight different lineups during the 2004-05 season, ranked first in the ACC in bench scoring during conference games. It marked the third consecutive season the Seminoles had led the ACC in

More on Beating Ranked Opponents in Tallahassee

In addition to defeating eight ranked ACC teams in the last four years in Tallahassee, the Seminoles have defeated at least one ranked team in 14 consecutive seasons. The Seminoles defeated No. 22 South Carolina on their way to the Metro Conference Tournament championship in their final year in the Metro to begin their 14-year streak. Florida State then continued its streak in its first ever ACC game with a win over No. 5-ranked North Carolina (Dec. 15, 1991, 86-74) at the Dean Smith Center. With its victory over Wake Forest during the 2004-05 season, the Seminoles have defeated 33 ranked teams since becoming a member of the ACC for the 1991-92 season.

Seminoles from the 3-Point Line

Led by sophomore sharpshooter Von Wafer's single-season career-high 65 3-point field goals made, Florida State made 200 3-point field goals as a team in its 31 games during the

'04-'05 FLORIDA STATE RESULTS

N10	+	Pan America/Mexico	W, 90-37
N19		Texas Southern	W, 71-62
N22	!	Texas A&M-C.C.	L, 67-70
N24	!	Shawnee State	W, 88-65
N27	!	vs. Kent State	L, 59-69
N28	!	vs. TCU	L, 70-71
N30	\$	at Minnesota	W, 70-69
D4		at Mississippi	W, 69-64
D12		Fla. International	L, 60-65
D16		South Alabama	W, 83-52
D19	*	at Maryland	(OT) L, 88-90
D21		Jacksonville	W, 101-57
D23		Stetson	W, 71-61
D30	#	vs. Louisiana State	L, 50-67
J2		Florida	W, 82-69
J8	*	Virginia Tech	W, 77-70
J12	*	Clemson	L, 54-56
J15	*	at Miami	L, 63-64
J18	*	Wake Forest	(OT) W, 91-83
J22	*	Duke	L, 56-88
J26	*	at NC State	W, 70-64
F2	*	at Georgia Tech	L, 61-64
F6	*	North Carolina	L, 60-81
F9	*	at Virginia	L, 55-56
F12	*	at Wake Forest	L, 48-87
F15	*	at Massachusetts	L, 68-78
F20	*	Georgia Tech	L, 75-76
F22	*	Miami	L, 49-65
F27	*	at Clemson	L, 74-83
M3	*	at North Carolina	L, 76-91
M6	*	Virginia	W, 68-63
M10	^	vs. NC State	L, 54-70

+ Exhibition Games; \$ ACC/Big Ten Challenge at Minneapolis, Minn.; ! Corpus Christi Invitational; * ACC Game; # Sugar Bowl Classic at New Orleans, La.; ^ ACC Tournament at Washington, D.C.

FINAL 2004-05 ACC STANDINGS

Team	ACC			Overall		
	W	L	Pct.	W	L	Pct.
N. Carolina	14	2	.875	26	3	.897
W. Forest	13	3	.813	26	4	.867
Duke	11	5	.688	22	5	.815
Virginia Tech	8	8	.500	15	12	.556
Ga. Tech	8	8	.500	17	10	.630
Miami	7	9	.439	16	11	.593
NC State	7	9	.438	17	12	.586
Maryland	7	9	.438	16	11	.593
Clemson	5	11	.313	15	14	.517
Fla. State	4	12	.250	12	18	.400
Virginia	4	12	.250	13	14	.481

LEONARD HAMILTON'S CAREER RECORD

School	W	L	Pct.	Years
Career	245	258	.487	1987-Pr.
at Okla. State	56	63	.471	1987-90
at Miami	144	147	.495	1991-00
at Florida St.	45	48	.484	2002-Pr.

Did You Know? Florida State's victory over No. 3 Wake Forest on Jan. 18, 2005 marked the fourth consecutive season the Seminoles have defeated at least one team ranked in the nation's top five.



Isaiah Swann played in all 31 games and ranked among the team leaders in scoring, assists and steals as a freshman during the 2004-05 season.



ESPN/USA Today Poll

Rank	Team (FPV)	Points
1.	North Carolina (31)	775
2.	Illinois	744
3.	Louisville	704
4.	Michigan State	676
5.	Kentucky	637
6.	Arizona	612
7.	Duke	560
8.	Oklahoma State	515
9.	Washington	511
10.	Wisconsin	489
11.	Wake Forest	399
12.	West Virginia	364
13.	Villanova	355
14.	Utah	333
15.	Kansas	253
16.	Texas Tech	251
17.	Connecticut	241
18.	Gonzaga	239
19.	Boston College	234
20.	Oklahoma	218
21.	Syracuse	179
22.	NC State	137
23.	Wisconsin-Milwaukee	123
24.	Florida	118
25.	Cincinnati	86


ESPN/USA Today Poll released following the conclusion of the NCAA Tournament.

Associated Press Poll

Rank	Team (FPV)	Record
1.	Illinois	37-2
2.	North Carolina	33-4
3.	Duke	27-6
4.	Louisville	33-5
5.	Wake Forest	27-6
6.	Oklahoma State	26-7
7.	Kentucky	28-6
8.	Washington	29-6
9.	Arizona	30-7
10.	Gonzaga	26-5
11.	Syracuse	27-7
12.	Kansas	23-7
13.	Connecticut	23-8
14.	Boston College	25-5
15.	Michigan State	26-7
16.	Florida	24-8
17.	Oklahoma	25-8
18.	Utah	29-6
19.	Villanova	24-8
20.	Wisconsin	25-9
21.	Alabama	24-8
22.	Pacific	27-4
23.	Cincinnati	25-8
24.	Texas Tech	22-1
25.	Georgia Tech	20-12

Associated Press Poll released prior to NCAA Tournament.

Florida State has defeated eight nationally ranked teams in the last four years. The Seminoles defeated the nation's No. 1-ranked team for the first time in school history when it defeated top ranked Duke (Jan. 6, 2002). The Seminoles defeated the Blue Devils, 77-76. The Seminoles defeated a pair of top 10 ranked teams in consecutive games for the first time in school history during the 2003-04 season. The Seminoles defeated No. 7-ranked North Carolina (Jan. 22, 2004) and No. 10-ranked Wake Forest (Jan. 25, 2004) in consecutive games.



2004-05 season. That total ranks as the third highest single-season team total in school history.

Seminoles Stealing

Florida State finished the 2004-05 season with 216 steals as a team. The Seminoles recorded their ACC season high of 10 steals against North Carolina (March 3) to surpass the 200 steals plateau for the fourth consecutive season. The Seminoles have earned at least 200 steals each season since the 2001-02 season and ranked third in the ACC with 291 steals during the 2003-04 season.

Seminoles Blocking

Sophomore Al Thornton led the Seminoles with a single-season career-high 18 blocked shots during the 2004-05 season. He helped the Seminoles block 100 shots during the Seminoles' 31-game schedule during the 2004-05 season. It marked the fifth time in the last six years and the 13th time in the last 15 seasons that the Seminoles had blocked at least 100 shots in a single season.

Florida State Shooting Well from the Field

Florida State finished the 2004-05 season with a .452 field goal shooting percentage as a team. The Seminoles were one of only six teams in the conference to shoot better than 45 percent from the field for the season. It marked the fourth time since the Seminoles joined the ACC in the 1991-92 season that they shot .450 percent or better from the field for an entire season.

Seminoles' Straight Shooting from the Field

Rank	Pct.	Season	FGM-FGA
1.	.493	1992-93	1,145-2,315
<i>Seminoles advance to within one game of Final Four</i>			
2.	.484	1991-92	954-1,970
<i>Seminoles advance to NCAA Tournament Sweet 16</i>			
3.	.457	1997-98	836-1,830
<i>Seminoles advance to NCAA Tournament Second Round</i>			
4.	.452	2004-05	756-1,671
<i>Seminoles ranked sixth in ACC in FG Pct.</i>			

Changes to the Record Book During the 2004-05 Season

... Florida State's 44-point victory over Jacksonville on Dec. 21, 2004 at the Donald L. Tucker Center ranks as the 21st-highest margin of victory in school history;

Anthony Richardson played in 119 career games and earned his degree in sport management at the end of his senior season.

Florida State's Top Three 3-Point Field Goals Made Seasons

Rank	Season	3FGM
1.	2003-04	296
2.	1994-95	211
3.	2004-05	200



Antonio Griffin was a valuable reserve for the Seminoles who scored 14 points in the Seminoles' victory over Jacksonville on Dec. 21, 2004.


Seminoles' Wins Over Ranked Teams in Last 14 Years

Ranking	Wins	Team of Note	Most Recent Win
1-5	7	No. 1 Duke (Jan. 6, 2002)	No. 3 Wake Forest (Jan. 18, 2005)
6-10	6	No. 10 N. Carolina (Feb. 27, 1992)	No. 7 Wake Forest (Jan. 25, 2004)
11-15	4	No. 11 Connecticut (Nov. 26, 1997)	No. 15 Georgia Tech (Feb. 3, 2004)
16-20	9	No. 15 W. Kentucky (March 13, 1998)	No. 18 Maryland (Feb. 14, 2001)
21-25	8	No. 21 N. Carolina (Jan. 22, 2000)	No. 24 Maryland (Dec. 28, 2003)



“Herb Sendek’s experience at NC State shows us it can take five years to build an ACC program. This is Leonard Hamilton’s third year with the Seminoles. Given the players in the program and the results achieved to this point, Hamilton might have Florida State ahead of schedule.”

*Mike DeCourcy
The Sporting News
Nov. 29, 2004*



... Von Wafer’s seven 3-point field goals made in the Seminoles’ 91-83 overtime victory over Wake Forest on Jan. 18, 2005 are tied for the seventh best single-game performance in school history. His seven long range shots made tied the Seminoles’ record for 3-point shots made in an ACC game. Andrew Wilson also made seven 3-point field goals against North Carolina on Feb. 21, 2004;

... Von Wafer’s single-season career-high 65 3-point field goals made during the 2004-05 season ranks as the 11th-highest single-season total in school history;

... Von Wafer’s career-high .396 3-point field goal shooting percentage ranks as the 16th highest single-season 3-point shooting per-

... Adam Waleskowski tied the school record with 122 career games played while Anthony Richardson moved into a tied for sixth place in career games played with 119;

... Adam Waleskowski pulled down his career high of 10 defensive rebounds against Maryland to make him only the sixth player in school history to grab 10 or more defensive rebounds in an ACC game;

... Anthony Richardson moved into 11th place in school history with 84 career blocked shots. He became one of only 12 players in school history with 80 or more career blocked shots;

... Anthony Richardson finished his career with 990 career points and moved into 39th place in all-time scoring at Florida State. He averaged 8.3 points during his 119-game career;

... Florida State’s 91 points scored against Wake Forest in the Seminoles’ 91-83 victory over the Demon Deacons on Jan. 18, 2005 was the 14th highest team scoring total in an ACC game;

... Florida State’s 12 3-point field goals made in its victory over Wake Forest on Jan. 18 are tied for the fourth highest total for 3-points shots made in an ACC game;

... The Seminoles’ 56 total rebounds against Maryland on Dec. 19, 2004 ranks as the highest team total in an ACC game since the Seminoles joined the ACC for the 1991-92 season.

Waleskowski and Thornton with a Rare Double Double-Double

Adam Waleskowski (23 points and 10 rebounds) and Al Thornton (16 points and 13 rebounds) became only the seventh duo in school history to both earn double-double in the same ACC game when they duplicated each other’s feat against Maryland in the ACC season opener for the Seminoles during the 2004-05 season.

What the Seminoles Lose from Their 2004-05 Team

With the four-year careers of seniors Anthony Richardson and Adam Waleskowski having ended and sophomore Von Wafer’s decision to enter his name for the 2005 NBA Draft, the Seminoles enjoyed those players’ efforts and commitments to the program. The departure of the three players means the Seminoles will have some holes to fill during the 2005-06 season. Here’s a look at what the trio of letter winners are taking with them when they leave.

Double Double-Doubles in ACC Play

Date	Opponent	Players
Jan 18, 1992	at Maryland	Douglas Edwards (22 pts/12 rebs)/Rodney Dobard (13 pts/15 rebs)
Jan. 23, 1992	at Ga. Tech	Douglas Edwards (10 pts/11 rebs)/Charlie Ward (11 pts/11 asts)
Jan. 25, 1992	vs. NC State	Douglas Edwards (20 pts/10 rebs)/Rodney Dobard (14 pts/11 rebs)
Feb. 5, 1992	vs. Maryland	Douglas Edwards (21 pts/13 rebs)/Rodney Dobard (28 pts/12 rebs)
Jan. 27, 1993	at N. Carolina	Douglas Edwards (16 pts/12 rebs)/Rodney Dobard (17 pts/10 rebs)
Feb. 4, 1995	at Virginia	Bob Sura (15 pts/13 rebs)/Corey Louis (13 pts/12 rebs)
Dec. 19, 2004	at Maryland	Adam Waleskowski (23 pts/10 rebs)/Al Thornton (16 pts/13 rebs)

... Adam Waleskowski (14) and Al Thornton (13) pulled down double figure rebounds against Maryland to mark only the second time in school history that two Seminoles had pulled down double figure rebounds in the same ACC game. Rodney Dobard (15) and Douglas Edwards (13) also pulled down double figure rebounds against Maryland on Jan. 18, 1992;

... Adam Waleskowski pulled down 14 rebounds against Maryland on Dec. 19, 2004 – it was the fourth highest single game rebounding total in an ACC game by a Florida State player;

centage in school history. He ranks 12th in school history with a .365 mark;

... Ralph Mims’ six steals against Jacksonville are tied for the 11th-best single game effort in school history and are tied for the top single-game effort by a freshman in school history;

Florida State Men’s Basketball by the Numbers

2nd in scoring defense and field goal percentage defense in the ACC. The Seminoles ranked second in the league in two key defensive categories, allowing a scant 65.1 points per game and holding opponents to a .401 shooting mark.

.768 Florida State’s freshmen class shot a combined .768 from the free-throw line during the 2004-05 season. Ralph Mims (29-34, .853) led the way and was followed by Isaiah Swann (28-37, .757) and Jason Rich (29-41, .707).

0 Senior Adam Waleskowski did not miss a game during his four-year career at Florida State. He played in a school-record tying 122 games as a Seminole.




1 Florida State pulled down 56 rebounds against Maryland on Dec. 19, 2004. It marked the most rebounds by a Seminole team during one game in ACC play.

1 Florida State’s 61 bench points against Maryland on Dec. 19 ranked as the most points off the bench in one game by an ACC team during the 2004-05 season. Florida State’s bench outscored its starters by a 61-27 margin.



1 Junior Todd Galloway was the only Seminole player to start all 31 of Florida State’s games during the 2004-05 season.



Adam Waleskowski played in a school-record tying 122 games during his career including 31 during his senior season. He led the Seminoles in rebounding as both a junior and a senior.

Noting the Career of Senior Anthony Richardson

- ... He scored 990 career points and ranks 39th all-time in total points scored at Florida State;
- ... He blocked 84 career shots and is ranked 11th in school history in the blocked shots category;
- ... He finished his career with a free throw percentage of .772 that ranks 11th in school history. He made 223 of 289 free throw attempts during his career;

Players Take Hard Earned Statistics with Them

Category	Lost	Pct. Lost	Player Lost
Scoring	810 points	.381	Von Wafer, 12.5 ppg
Rebounding	311 rebounds	.302	Adam Waleskowski, 4.4 rpg
Assists	96 assists	.243	Von Wafer, 1.6 apg
Steals	63 assists	.292	Von Wafer, 1.0 spg
Blocked Shots	38 blocks	.380	Anthony Richardson, 0.6 bpg
3-Point FGM	100 3FGM	.500	Von Wafer, 65 3FGM
Free Throws Made	144 FTM	.346	Adam Waleskowski, 58 FTM
Minutes Played	1,882	.301	Von Wafer, 26.1 mpg

- ... He was credited with 95 career steals and ranks 22nd in school history in the steals category at Florida State;
- ... He made 63 career 3-point field goals and ranks 24th in school history for shots made from long range. Richardson is one of only 24 players in school history to make 60 or more 3-point field goals during his career;
- ... He made 223 career free throws ranking 25th in school history for free throws made;
- ... He pulled down 484 career rebounds and ranks 27th in school history in that category;
- ... He played in 119 career games and ranks sixth in school history in total games played.



Anthony Richardson scored nearly 1,000 career points and finished his career ranked among the all-time Seminole leaders in blocked shots.

Florida State Stingy Under Hamilton

Under Leonard Hamilton, Florida State owns the best scoring defense in the ACC. The Seminoles have allowed an average of 67.2 points per game during the first three years of the Hamilton era. Florida State was one of only five teams in the ACC (also Duke, North Carolina, NC State and Miami) that did

not allow an opponent to score at least 100 points in a game during the 2004-05 season.

Putting a Lid on the Basket

Season	Points Allowed/Game
2002-03	66.6/1,930
Ranked first in the ACC in scoring defense	
2003-04	65.1/2,148
Ranked second in the ACC in scoring defense	
2004-05	70.0/2,170
Ranked seventh in the ACC in scoring defense	
Totals	67.2/6,248
Stingiest defense in ACC in last three years	

1 Florida State was the **ONLY** team in the nation to win on the home court of three different conference teams: An ACC team (at NC State, Jan. 26, 70-64), an SEC team (at Ole Miss, Dec. 4, 69-64) and a Big Ten team (at Minnesota, Nov. 30, 70-69).

1 Adam Waleskowski led the Seminoles in rebounding for the second consecutive season. He became the first Seminole since Douglas Edwards during the 1992 and 1993 seasons to lead Florida State in rebounding in consecutive seasons. The Seminoles have been led in rebounding by the same player only 16 times in the history of the program.

7 Sophomore Von Wafer made a single-game career-high seven 3-point field goals in the Seminoles' victory over No. 3 Wake Forest on Jan. 18, 2005. His seven field goals made from long range were tied for the second most made in a single game by an ACC player during the 2004-05 season.

3 Florida State ranked third in the ACC in 3-point field goal percentage defense during the 2004-05 season. It marked the second consecutive season Florida State has finished in the top three in that category. Florida State has been holding its opponents to a .329 shooting percentage from 3-point range in the last two years.

3 Florida State is one of only three teams in the ACC which has made 200 or more 3-point field goals in each of the last two years. The Seminoles are joined by only Wake Forest and Duke and are shooting .369 (496-1,345) from the bonusphere in the last two years.



3 Three Seminoles - Von Wafer (15.7 ppg), Al Thornton (11.3 ppg) and Adam Waleskowski (10.3 ppg) averaged in double figure scoring in Florida State's 12 victories during the 2004-05 season.



Todd Galloway ranked among the league leaders in assists per game and was sixth on the team in scoring with a 6.1 points per game average.

Noting the Career of Senior Adam Waleskowski

... He scored 688 career points and averaged 5.6 points per game for his 122-game career. He scored in double figures as

... He dished out 101 career assists. He reached the century mark against North Carolina (March 3) as he dished out a career-high four assists against the Tar Heels.

With Richardson and Waleskowski in the Lineup

... The Seminoles defeated eight nationally ranked teams with at least one of those victories coming during each of the four years of their careers;

... The Seminoles defeated the nation's No. 1-ranked team for the first time in school history when they helped Florida State defeat top-ranked Duke (Jan. 6, 2002) here in Tallahassee. The Seminoles defeated the Blue Devils, 77-76;

... The Seminoles defeated a pair of top-10 ranked teams in consecutive games for the first time in school history during the 2003-04 season. The Seminoles defeated No. 7-ranked North Carolina (Jan. 22, 2004) and No. 10-ranked Wake Forest (Jan. 25, 2004) in consecutive games in the Civic Center;

... The Seminoles set a school record for half-time comeback with a 14-point comeback to defeat No. 7 North Carolina (Jan. 22, 2004). The Seminoles trailed by 24 points in the first half and won the game in overtime;

... The Seminoles advanced to the second round of the NIT in 2004. Florida State defeated Wichita State in the first round of the tournament for the first postseason win for the program since the 1997-98 season;

... The Seminoles earned national ranking for the first time since the 1998 season when they were ranked No. 25 in the ESPN/USA Today poll on Dec. 29, 2003 as Florida State opened the season with a 12-1 record.

Waleskowski and Richardson in the Seminole Record Book

Senior Adam Waleskowski, who played in 122 consecutive career games and who has never missed playing in a game during his four-year Seminole career, tied the school record for games played in a career with 122. Senior Anthony Richardson played in 119 career games and finished in a tied for sixth place in school history in the career games played list.

Seminole Players Leading the Way

... Sophomore Von Wafer led the Seminoles in 3-point scoring games (one vs. Wake Forest on Jan. 18, 2005) and 20-point scoring games (five including 25 against Miami on Jan. 15, 2005);

... Sophomore Von Wafer led the team with 13 double figure scoring games. He scored in double figures against eight ACC teams including 14 points against national champion North Carolina on Feb. 6, 2005;

... Sophomore Alexander Johnson led the Seminoles in rebounding 11 times. He led the Seminoles in rebounding against three ACC teams and pulled down his career high of 10 rebounds against Virginia on Feb. 9;

... Senior Anthony Richardson and sophomore Al Thornton led the Seminoles with two double-doubles each. Richardson earned his in consecutive games against Jacksonville (Dec. 21, 2004) and Stetson (Dec. 23, 2004) while Thornton earned his against two ACC teams – Maryland (Dec. 19, 2004) and Wake Forest (Jan. 18, 2005);

... Junior Todd Galloway led the Seminoles in assists in 17 of Florida State's 31 games. He recorded his season high of nine

Florida State's List of Career Games Played

Rank	Player, Years	Games Played	Career Scoring Average
T1.	Adam Waleskowski, 2002-05	122	688 Points/5.6 ppg
	Rodney Dobard, 1989-93	122	1,058 Points/8.7 ppg
3.	Andre Reid, 1990-95	121	472 Points/3.9 ppg
T4.	Ron Hale, 1996-00	120	1,236 Points/10.3 ppg
	Michael Joiner, 2001-04	120	945 Points/7.9 ppg
T6.	Anthony Richardson, 2002-05	119	990 Points/8.3 ppg
	Bob Sura, 1991-95	119	2,130 Points/17.9 ppg

many times as a senior (10) as he did during the first three years of his career (10);

... He blocked 55 career shots and is tied for 18th in school history. He blocked his career high of 30 shots during the 2003-04 season as a junior;

... He made 48 career 3-point shots and is ranked 27th in school history in career 3-point shots made;

... He pulled down 471 career rebounds and averaged 3.9 rebounds per game during his 122-game career;

Florida State Men's Basketball by the Numbers

5 Freshman Jason Rich averaged 1.5 assists during his first season as a Seminole.

His total ranked as the fifth best by a freshman in the ACC during the 2004-05 season.

5 Five Seminoles – Todd Galloway, Isaiah Swann, Diego Romero, Adam Waleskowski and Andrew Wilson

– played in all 31 games for the Seminoles during the 2004-05 season.

6 Florida State blocked 100 shots during the 2004-05 season.

It marked the sixth consecutive season the Seminoles had blocked at least 100 shots in a season. Florida State has blocked at least 100 shots in 14 of the last 15 seasons.

9 An incredible total of nine of the Seminoles' losses were by five points or less, including four one-point decisions during the 2004-05 season.

10 Ten different Seminoles played at least 14 minutes per game during the 2004-05 season.



Von Wafer led the Seminoles with a 26.1 minutes per game average while Todd Galloway played a team-high 804 minutes.

12 Florida State was undefeated, 12-0, when it outscored its opponent during the 2004-05 season.



assists at Virginia (Feb. 9, 2005) and added six against national champion North Carolina (March 3, 2005);

... Sophomore Von Wafer led the Seminoles in steals 11 different times during the 2004-05 season. He earned his career high of five assists against Massachusetts (Feb. 15, 2005);

... Sophomore Al Thornton led the Seminoles in blocked shots in 11 different games during the 2004-05 season. He led the team with a single-season career-high 18 blocked shots and blocked a single-game career-high three shots against TCU on Nov. 28, 2004.

Wafer Ranks Among ACC Leaders

Sophomore sharpshooter Von Wafer finished the 2004-05 season ranked fifth in the ACC in 3-point field goals made per game (2.24), 10th in the ACC in total 3-point field goals made (65) and 10th in 3-point field goal shooting percentage (.396). It marked the third consecutive season a Seminole had finished in the top 10 in each of the ACC's 3-point shooting statistics. Wafer also finished the season ranked 24th in the ACC in scoring average with a career-high 12.5 points per game average. Wafer



Von Wafer led the Seminoles in scoring and 3-point field goals made during the 2004-05 season. He was the second round pick of the Los Angeles Lakers in the 2005 NBA Draft.



Von Wafer led the Seminoles in scoring 13 times during the 2004-05 season. He scored his career high of 30 points in Florida State's victory over No. 3 Wake Forest on Jan. 18, 2005.

WAFER ON THE SEMINOLES' CAREER 3-POINT FIELD GOAL LISTS

... Von Wafer attempted 296 career 3-point field goals during his 61-game Seminole career. He is only four 3-point field goal attempts from becoming only the 11th player in school history with 300 or more 3-point field goals attempted. The school record for 3-point field goals attempted is 686 by James Collins from 1994-97;

... Von Wafer made 108 3-point field goals as a Seminole and is currently tied with former Seminole great Sam Cassell for 11th place on the all-time list for 3-point field goals made. He has become one of only 12 players in school history to make 100 or more 3-point field goals. The school record for 3-point shots made in a career is 255 by James Collins from 1994-97;

... Von Wafer made a single-season career-high 65 3-point field goals during the 2004-05 season. His total is the 11th best single-season effort in school history. The single-season school record is 115 3-point field goals made by George McCloud during the 1988-89 season.

WAFER ALSO PROMINENT AMONG THE CLASSES AT FLORIDA STATE

Sophomore Von Wafer, who made a Seminole freshmen class record 43 3-point field goals, made 65 3-point field goals as a sophomore. His total ranks as the third highest total of 3-point field goals made by a sophomore in school history.

Wafer Writes His Name in Record Book as a Freshman and Sophomore

Category	Rank	Statistic	Class	Year
3-Point Field Goals Made	1	43	Freshman	2004
3-Point Field Goals Attempted	1	132	Freshman	2004
3-Point Field Goals Made	3	65	Sophomore	2005
Field Goal Attempts	7	244	Freshman	2004
Total Points Scored	9	253	Freshman	2004

Galloway in the ACC Rankings During His Career

Season	Rank	Category	Statistic	Notes
2002-03	10th	Assists	97/3.3	Led Seminoles in assists/APG
2004-05	12th	Assists	92/3.0	Led Seminoles in assists/APG

14 Florida State has defeated at least one nationally ranked team in each of the last 14 years. The Seminoles defeated No. 3 Wake Forest, 91-83 in overtime, on Jan. 18, 2005.



16 Florida State's 16 starts by members of its senior class (eight by both Anthony Richardson and Adam Waleskowski) was the second lowest number of senior starts by each of the teams in the ACC. Only Maryland, with one start by a senior, had fewer than Florida State.

20 Sophomore Todd Galloway led Florida State in assists (92) and steals (35) marking the 20th time in school history the same player had led the team in both categories during a single season.



22 Von Wafer wore uniform number 22 and became the third Seminole to win the team scoring championship while wearing that number. Tim Pickett won the scoring championship while wearing number 22 during 2004 and 2005; Mitchell Wiggins during 1982 and 1983.

26 Florida State's 26-game ACC road losing streak was stopped when the Seminoles defeated NC State, 70-64, on Jan. 26 in Raleigh.



ranked as the conference's 19th-highest scoring player against ACC competition with a 13.3 points per game average in 16 ACC games (Wafer finished tied with Virginia Tech's Carlos Dixon.).

Galloway Ranked Among the ACC's Best

Junior guard Todd Galloway finished the 2004-05 season ranked 12th in the ACC with 92 assists and a 3.0 assists per game average. It marked the second time during his career that the Seminoles' starting point guard had ranked among the ACC's leaders in assists during his three-year career. Galloway ranked 10th in the ACC in assists as a freshman in 2003.

Galloway on the Seminoles' All-Time Assist Chart

Junior Todd Galloway has been credited with 263 assists during his 93-game Seminole career for a 2.8 assists per game average. He finished his junior season ranked 19th in school history with 263 career assists. Galloway's next milestone is the 18th spot on the Seminoles' career assist chart. That spot is currently held by Mickey Dillard with 268 career assists.

Thornton Finishes Among Seminoles' Leaders at Top of Stat Sheet

Sophomore Al Thornton enjoyed his most productive season as he averaged a career-high 9.1 points (ranked second on the team) and a career-high 4.4 rebounds (tied for the team lead). He averaged in double figures, 10.1 ppg, in his 16 ACC games played. He more than tripled his scoring average in over-all games and scored nearly seven times as many points against ACC competition this season as compared to his freshman season.



Thornton's Increased Scoring


Season	Overall	ACC
2004-05	9.1 ppg	10.1 ppg
<i>Double figure scoring 12 times</i>		
2003-04	2.8 ppg	1.5 ppg
<i>Double figure scoring one time</i>		
Improv.	+6.3	+8.6 ppg
<i>FSU's second leading scorer in 04-05</i>		

Al Thornton averaged a career-high 9.1 points per game and was among the team leaders with 12 double-figure scoring games during the 2004-05 season.

When Thornton Earned Extended Minutes - He Made a Difference

When sophomore Al Thornton played more than 20 minutes in a game, he averaged 16.0 points, 7.1 rebounds and shoots .566 from the field. He played his career high of 36 minutes in the Seminoles' 91-83 overtime victory over Wake Forest (Jan. 18) and scored his career high of 26 points and pulled down 10 rebounds for his second career double-double. Thornton earned his first career double-double of 16 points and 13 rebounds in 28 minutes played against Maryland in the Seminoles' 2004-05 ACC season opener (Dec. 19).

Diego Romero played in all 31 games for the Seminoles during the 2004-05 season and was one of the team's most productive players in terms of points and rebounds per minutes played.



Romero Has Knee Surgery

Diego Romero, who was one of five Seminoles to play in all 31 games during the 2004-05 season, had surgery on the patella tendon in his left knee on March 17. Limited by tendinitis throughout the entire season, Romero averaged 3.8 points and 2.5 rebounds. Romero is expected to recover fully and be ready for the start of practice in October.

Thornton's Extended Minutes

Opponent	Minutes	Points	FG Pct.	Rebounds
Texas A&M-CC (Nov. 22)	25	15	.500 (5-10)	5
Maryland (Dec. 19)	28	16	.500 (5-10)	13
Florida (Jan. 2)	22	17	.667 (6-9)	9
Virginia Tech (Jan. 8)	21	7	.400 (2-5)	2
Wake Forest (Jan. 18)	36	26	.500 (10-20)	10
NC State (Jan. 26)	27	12	.571 (4-7)	7
Georgia Tech (Feb. 20)	22	20	.875 (7-8)	7
Clemson (Feb. 27)	22	15	.571 (4-7)	4
North Carolina (March 3)	25	19	.800 (8-10)	6
NC State (March 10)	25	8	.429 (3-7)	7
Totals	253 minutes	155 points	.581	65 rebs
Averages	25.3 mpg	15.5 ppg	54-93 fgm-a	6.5 rpg



EXHIBITION NUMBER 1

Florida State 90, Pan American University of Mexico 37

TALLAHASSEE, Fla. – Al Thornton scored a game-high 16 points and Adam Waleskowski added a double-double to lead Florida State past Pan American University of Mexico, 90-37, in an exhibition game Wednesday night at the Donald L. Tucker Center. The Seminoles led by as many as 53 points twice within the last minute of the game and held that advantage at the final buzzer. Thornton was one of five Seminoles to score in double figures. Thornton led the Seminoles with 16 points as he made seven of 12 shots from the field. He also added seven rebounds, two steals and one blocked shot. Waleskowski finished with 14 points on six-of-11 shooting and a game-high 11 rebounds (eight defensive). Diego Romero added 10 points and eight rebounds for Florida State, which out rebounded the Panteras 51-28.

Florida State 90, Pan American University of Mexico 37
Donald L. Tucker Center, Tallahassee, Fla.

Pan Am	Min	FG	3FG	FT	O-D	Reb	F	A	T	B	S	Pts.	Fl.State	Min	FG	3FG	FT	O-D	Reb	F	A	T	B	S	Pts.	
Verdugo	34	5-13	0-1	5-6	0-4	1	1	7	0	2	15		Romero	26	5-9	0-1	0-0	5-3	8	0	0	2	0	1	10	
Hernandez	35	0-7	0-2	2-2	0-1	1	3	1	3	0	1	2	Waleskowski	20	6-11	2-4	0-0	3-8	11	2	0	1	0	1	14	
Hernandez	37	3-7	0-0	1-1	1-5	6	3	0	4	2	1	6	Richardson	28	2-9	0-2	2-2	1-3	4	2	1	1	1	1	2	6
Lopez	33	1-3	0-0	0-0	0-4	4	2	3	4	0	0	2	Galloway	24	4-9	1-3	2-2	4-1	5	3	3	0	0	2	11	
Ramirez	14	0-0	0-0	0-1	1	0	0	3	0	0	0	0	Wilson	13	2-4	0-0	0-0	0-8	0	0	0	1	0	0	0	6
Ramirez	7	0-3	0-2	0-0	0-0	0	1	0	2	0	0	0	Griffin	19	3-8	0-0	3-4	2-2	4	3	1	3	1	0	9	
Soto	21	4-7	0-0	0-0	1-2	3	4	0	1	0	0	8	Swann	17	2-6	0-0	0-0	0-4	4	2	5	0	0	0	4	
Valle	12	1-4	0-0	2-2	1-0	1	2	1	3	0	0	4	Mims	22	4-8	0-2	6-8	3-1	4	2	1	1	0	3	14	
Dehesa	2	0-1	0-0	0-0	1	0	0	0	0	0	0	0	Thornton	26	7-12	0-1	2-5	4-3	7	1	0	2	1	2	16	
Sanchez	1	0-0	0-0	0-0	0-1	1	0	0	0	0	0	0	Engstrom	5	0-2	0-1	0-0	1-0	1	1	0	0	0	1	0	
Mendez	4	0-1	0-0	0-0	1-1	2	4	0	1	0	0	0	Team				1-2	3								
Team					1-3	4	1						Totals	200	35-78	5-18	15-21	24-27	51	16	12	10	3	12	90	
Totals	200	14-46	0-6	9-11	5-23	28	21	6	28	2	4	37														

Referees: Frank Raposo, Fred Williams, John Goble

Pan American 20 17 — 37
Florida State 36 54 — 90

FG%: Pan American, .304; Florida State, .449
3FG%: Pan American, .000; Florida State, .278
FT%: Pan American, .818; Florida State, .714
Technical Fouls: None

GAME NUMBER 1



Florida State 71, Texas Southern 62

TALLAHASSEE, Fla. – Florida State newcomers Diego Romero and Ralph Mims combined for 35 points in a season-opening 71-62 victory over Texas Southern. Romero, a junior college transfer playing his first game in two seasons, scored 18 points and grabbed nine rebounds to lead the Seminoles (1-0). Mims, a freshman guard, added 17 points and seven rebounds. Two free throws by Sean Walker pulled Texas Southern to within 61-57 with 4:28 to play, before Mims finished off a 5-0 run for the Seminoles. His driving layup with 46 seconds to play for a 66-57 lead finished off the Tigers (0-1). Romero connected on five of six shots from the floor and seven of 11 from the free-throw line, and freshman point guard Isaiah Swann added eight points for the Seminoles. Walker led Texas Southern with 18 points. Florida State threatened to run away with the game midway through the second half, opening up a 50-36 lead. The Tigers countered with 11 unanswered points, capped by Justin Wilson's 3-pointer, to get within 50-47, but the Tigers could never get closer. Wilson finished with 14 points and six rebounds, while Mike Sneed had 10 points and seven rebounds.

Florida State 71, Texas Southern 62
Donald L. Tucker Center, Tallahassee, Fla.

Texas S.	Min	FG	3FG	FT	O-D	Reb	F	A	T	B	S	Pts.	Fl.State	Min	FG	3FG	FT	O-D	Reb	F	A	T	B	S	Pts.	
Warner	16	2-3	0-0	0-0	2-2	4	3	0	1	0	0	4	Romero	30	5-6	1-1	7-11	3-6	9	2	0	3	2	0	18	
Albert	16	1-3	0-0	0-0	2-1	3	3	0	1	1	0	2	Johnson	14	1-6	0-1	1-5	1-5	6	2	0	4	0	1	3	
Sneed	33	5-14	0-1	1-1	3-4	7	3	0	2	2	2	10	Richardson	19	1-4	0-1	0-0	3-2	5	0	0	1	0	0	2	
Walker	38	4-15	3-13	3-3	2-4	6	3	2	5	0	3	14	Galloway	28	2-4	0-1	0-0	0-1	1	2	1	1	2	1	0	2
Walker	31	6-14	2-8	4-4	0-4	4	3	1	0	0	0	18	Wilson	27	1-7	1-6	1-4	1-1	2	3	1	0	0	0	4	
Cole	30	1-4	1-2	0-1	2-3	5	3	0	3	0	2	3	Griffin	10	2-5	0-0	0-0	0-1	1	1	1	0	1	1	0	4
Jones	2	0-0	0-0	0-0	0	1	0	1	0	0	0	0	Swann	12	2-4	0-1	4-4	0-1	1	2	1	3	0	0	8	
Mathews	3	0-0	0-0	0-0	0	1	0	0	0	0	0	0	Mims	24	6-10	2-4	3-4	2-5	7	1	1	0	1	0	17	
Jones	16	2-4	0-2	1-2	2-1	3	5	0	0	1	2	5	Thornton	17	2-3	0-0	2-4	2-4	6	1	0	2	2	2	6	
Murray	15	3-11	0-4	0-0	0-3	3	2	0	0	1	1	6	Waleskowski	19	2-6	0-1	1-2	1-4	5	3	0	2	0	1	5	
Team					2-1	3							Team				2-1	3								
Totals	200	24-68	6-30	8-11	15-23	38	27	3	13	4	10	62	Totals	200	24-55	4-16	19-34	15-31	46	16	6	16	5	7	71	

Referees: Douglas Simmons, David Guthrie, Nathan Quick

Texas Southern 26 36 — 62
Florida State 33 38 — 71

FG%: Texas Southern, .353; Florida State, .436
3FG%: Texas Southern, .200; Florida State, .250
FT%: Texas Southern, .727; Florida State, .559
Technical Fouls: None

GAME NUMBER 2



Texas A&M-C.C. 70, Florida State 67

TALLAHASSEE, Fla. – Travis Bailey's 3-pointer with 27 seconds to play broke a 65-all tie and his two free throws with four seconds left lifted Texas A&M-Corpus Christi to a 70-67 upset of Florida State. Florida State guard Todd Galloway's desperation 3-pointer as the final horn sounded bounced out of the rim, sealing the victory for the visiting Islanders. Bailey, one of four senior starters for the Islanders, scored a career-high 29 points. The Seminoles scored the final 11 points to close the first half for a 36-32 lead, but couldn't sustain that momentum. Texas A&M-Corpus Christi opened the second half with a 13-2 run as Florida State missed its first seven shots. After trailing by as many as eight points, the Seminoles got back in the game behind Al Thornton's 15 points. Florida State took its only lead of the second half at 61-60 with 4:22 to play on a pair of Von Wafer free throws. A pair of free throws by Josh Ervin and Seth Engelken's 3-pointer gave the Islanders a 65-61 lead. Andrew Wilson tipped in a Thornton miss to tie the game at 65 before Bailey finished off the Seminoles.

Texas A&M-Corpus Christi 70, Florida State 67
Donald L. Tucker Center, Tallahassee, Fla.

TAMUCC	Min	FG	3FG	FT	O-D	Reb	F	A	T	B	S	Pts.	Fl.State	Min	FG	3FG	FT	O-D	Reb	F	A	T	B	S	Pts.
Stokes	20	4-6	1-2	0-0	1-2	3	5	4	1	0	0	9	Romero	33	3-8	1-1	3-4	3-2	5	3	0	2	0	2	10
Larkin	19	1-2	0-0	2-2	1-1	2	4	0	1	0	1	4	Johnson	9	2-2	0-0	0-1	0-2	2	4	0	2	0	0	4
Jackson	20	2-2	0-0	2-3	2-2	4	2	1	3	1	3	6	Galloway	31	4-6	2-3	0-1	0-1	1	2	2	4	0	4	10
Bailey, Tr.	38	10-17	5-7	4-6	2-5	7	1	4	3	0	1	29	Wilson	27	1-2	0-1	0-0	1-2	3	2	3	2	0	0	2
Mitchell	12	0-2	0-1	1-2	0-0	0	0	1	1	0	2	1	Wafer	21	2-7	2-5	4-4	0-2	2	2	0	2	1	0	10
Bailey, Th.	22	0-6	0-1	2-2	1-1	2	1	3	3	0	2	4	Swann	9	1-4	1-2	0-0	0-3	3	1	2	0	1	3	
Ervin	24	2-2	1-1	2-2	0-1	1	1	1	2	0	0	7	Mims	22	1-4	0-2	4-4	0-0	0	0	4	0	0	1	6
Daniels	19	3-6	0-0	0-0	0-4	4	4	0	3	0	0	6	Thornton	25	5-10	0-1	5-9	2-3	5	3	1	2	1	0	15
White	5	0-2	0-1	0-0	0-0	0	0	3	0	0	0	2	Rich	10	1-2	0-1	0-0	0-1	1	1	0	0	0	0	2
Engelken	17	2-4	2-3	0-2	0-4	4	1	2	1	1	1	6	Waleskowski	13	2-7	1-2	0-0	2-0	2	2	1	1	0	0	5
Murial	4	0-0	0-0	0-0	0-0	0	0	0	0	0	0	0	Team					1-1	2						
Team						3-3	6						Totals	200	22-52	7-18	16-23	9-17	26	20	12	17	2	8	67
Totals	200	24-49	9-16	13-19	10-23	33	21	14	21	5	8	70													

Referees: David Guthrie, Mike Nance, Jason McNeil

Texas A&M-C.C. 32 38 — 70
Florida State 36 31 — 67

FG%: Texas A&M-C.C., .490; Florida State, .423
3FG%: Texas A&M-C.C., .563; Florida State, .389
FT%: Texas A&M-C.C., .684; Florida State, .696
Technical Fouls: None

GAME NUMBER 3



Florida State 88, Shawnee State 65

TALLAHASSEE, Fla. – Adam Waleskowski hit two free throws and a jumper to ignite a 20-4 scoring run to close the first half as Florida State pulled away from Shawnee State for an 88-65 victory. Alexander Johnson scored 14 points and grabbed nine rebounds while Waleskowski and Von Wafer added 10 points each for the Seminoles. Shawnee State turned the ball over 20 times and were outscored 42-22 in the paint. Adam Davenport led Shawnee State with 16 points and nine rebounds. Florida State pushed its lead to 20 points six minutes into the second half and the Bears never got closer than 12. Nine Seminoles scored at least six points, led by the freshmen guard trio of Isaiah Swann, Ralph Mims and Jason Rich, who combined for 10 assists and 21 points on seven-of-13 shooting.

Florida State 88, Shawnee State 65
Donald L. Tucker Center, Tallahassee, Fla.

Shawnee	Min	FG	3FG	FT	O-D	Reb	F	A	T	B	S	Pts.	Fl.State	Min	FG	3FG	FT	O-D	Reb	F	A	T	B	S	Pts.
Montague	20	2-4	2-3	0-2	1-0	1	2	1	1	0	1	6	Romero	12	2-2	1-1	0-1	0-2	2	0	0	0	1	0	5
Davenport	34	6-10	0-1	4-7	6-3	9	2	1	1	1	0	16	Johnson	24	7-9	0-0	0-0	2-7	9	2	3	4	1	1	14
Davis	22	3-7	2-4	2-2	2-0	2	5	4	5	0	1	10	Galloway	16	3-4	2-2	0-0	0-1	1	0	2	1	0	0	8
Donley	18	1-5	1-3	0-0	0-1	1	1	0	2	0	0	3	Wilson	12	1-1	1-1	0-0	1-0	1	1	0	0	0	3	
Davison	33	4-16	2-7	3-4	0-3	3	0	3	2	0	2	13	Wafer	22	4-8	1-5	1-4	0-4	4	2	0	2	1	3	10
Lough	9	0-2	0-1	0-0	0-0	0	0	1	0	0	0	0	Griffin	6	1-3	0-0	0-2	0-0	0	1					

GAME NUMBER 4



Kent State 69, Florida State 59

CORPUS CHRISTI, Texas – DeAndre Haynes and Armon Gates scored 14 points each to lead Kent State past Florida State, 69-59, in the third round of the Corpus Christi Caller

Times Challenge at the American Bank Center. Haynes and Gates scored seven points each after halftime as Kent held off the charging Seminoles. Florida State pulled to within four with 2:35 remaining but was unable to catch Kent. Freshman Jason Rich scored his career high of 11 points to lead the Seminoles. He made five of seven field goals and one of two attempts from beyond the 3-point arc. Rich was followed by Isaiah Swann and Adam Waleskowski who scored 10 points each for Florida State. Rich added four assists in 24 minutes while Waleskowski was credited with four rebounds to go with his second consecutive double figure scoring effort. Kent scored first on a layup by Kevin Warzynski and never relinquished its lead. They led by as many as 12 points in the first half and by as many as 10 points in the second half. Kent shot 48 percent in the first half and made seven 3-point field goals during the game as compared to three from beyond the arc for the Seminoles. Kent also shot well from the free-throw line where it made 82 percent of their shots.

Kent State 69, Florida State 59
American Bank Center, Corpus Christi, Texas

Kent St.	Min	FG	3FG	FT	O-D	Reb	F	A	T	B	S	Pts.	Fl. State	Min	FG	3FG	FT	O-D	Reb	F	A	T	B	S	Pts.															
Cutley	35	5-8	1-3	0-1	5-2	7	3	1	6	0	2	11	Wilson	11	0-2	0-2	0-0	0-1	1	0	0	1	0	1	0	0														
Warzynski	31	6-10	0-1	1-1	1-4	5	5	0	1	1	3	13	Romero	18	4-4	0-0	0-1	1-4	5	1	0	1	1	0	8	Johnson	12	2-2	0-0	0-0	1-1	2	3	1	2	0	0	4		
Edwin	31	5-16	2-8	0-0	2-5	7	2	0	3	0	0	12	Galloway	14	1-4	1-3	0-0	0-0	0	2	1	0	0	0	0	1	3	Wafer	30	3-13	1-7	0-1	0-2	2	1	0	2	0	0	7
Youngblood	31	1-6	0-4	3-4	2-3	5	0	4	1	0	0	5	Swann	24	4-7	0-1	2-2	0-2	2	3	6	3	1	4	10	Mims	12	0-3	0-0	0-0	0-2	2	0	2	1	0	1	0	7	
Haynes	38	3-8	2-5	6-7	0-5	5	4	8	0	0	2	14	Thornton	17	1-5	0-0	0-0	1-5	6	2	0	1	0	1	1	2	Rich	24	5-7	1-2	0-0	0-0	0	2	4	2	0	0	11	
Crenshaw	6	0-2	0-1	0-0	0-0	0	0	1	1	0	0	0	Waleskowski	25	4-5	0-0	2-4	1-3	4	2	0	1	0	0	10	Richardson	13	2-4	0-2	0-0	0-1	1	2	2	1	0	1	4		
Johnson	2	0-0	0-0	0-0	0-0	0	0	0	0	0	0	0	Team					3-2							2	9	59													
Scott	5	0-1	0-0	0-0	0-0	0	0	0	0	0	0	0	Totals	200	26-56	3-17	4-8	7-23	30	18	16	15	2	9	9	2	Referees:	Bobby Vetcoetter, K.C. Ely, Hal Lusk												
Gates	21	4-7	2-5	4-4	0-3	3	0	1	1	0	1	14	Team																											
Team						3-4							Totals	200	24-58	7-27	14-17	13-26	39	14	15	15	1	8	69															
Totals	200	24-58	7-27	14-17	13-26	39	14	15	15	1	8	69	Referees:	Bobby Vetcoetter, K.C. Ely, Hal Lusk																										
FG%:	Kent State, .414; Florida State, .464																																							
3FG%:	Kent State, .259; Florida State, .176																																							
FT%:	Kent State, .824; Florida State, .500																																							
Technical Fouls:	None																																							

GAME NUMBER 5



Texas Christian 71, Florida State 70

CORPUS CHRISTI, Texas – Marcus Shropshire scored 17 points and Judson Stubbs added 14 to lift Texas Christian past Florida State, 71-70, in the fourth and final

round of the Corpus Christi Caller Times Challenge at the American Bank Center. Nile Murry, who scored nine points for the Horned Frogs, made one of two free throws with 38 seconds left to put TCU ahead 71-69. Florida State's Alexander Johnson made one of two free throws to bring the Seminoles to within one at 71-70 but a last second 3-point shot attempt by Florida State's Todd Galloway bounded off the rim and was rebounded by TCU's Aaron Curtis to give the Horned Frogs the victory. Johnson led Florida State with nine points and made three free throws during the game but was unable to make his final one of the game. Freshman Isaiah Swann also scored nine points for the Seminoles. The Horned Frogs gained the win despite not scoring a field goal in the final 4:45 of the second half and shooting 39 percent from the field for the game.



Von Wafer scored 19 points to lead Florida State past Minnesota, 70-69, for the Seminoles' third consecutive victory in the ACC/Big Ten Challenge series.

TCU 71, Florida State 70
American Bank Center, Corpus Christi, Texas

Fl. State	Min	FG	3FG	FT	O-D	Reb	F	A	T	B	S	Pts.	TCU	Min	FG	3FG	FT	O-D	Reb	F	A	T	B	S	Pts.	
Wilson	24	1-3	1-2	0-0	0-2	2	0	2	0	0	0	3	Sloan	13	2-4	1-1	0-0	2-2	4	4	0	1	0	0	5	
Romero	21	1-2	0-1	4-6	2-3	5	3	1	3	0	1	6	Ibikunle	14	0-0	0-0	1-2	0-2	2	3	2	2	0	0	1	
Johnson	22	3-8	0-0	3-5	1-7	8	2	0	3	0	1	9	Santee	29	1-6	1-3	3-5	0-3	3	4	5	2	0	1	6	
Galloway	27	3-5	0-1	2-2	0-0	0	3	5	1	1	8	Murry	20	2-10	2-6	3-4	0-3	3	2	3	2	0	1	9		
Wafer	20	2-6	1-5	1-1	0-1	1	4	2	1	0	1	6	Shropshire	26	6-8	4-5	1-1	1-1	2	1	3	1	0	1	17	
Griffin	1	0-0	0-0	0-0	1-0	1	0	0	0	0	0	0	Reese-Hack	13	1-3	1-2	0-0	0-0	0	2	2	0	0	1	3	
Swann	14	3-4	1-2	2-2	0-5	5	1	1	2	0	2	9	Owens	11	0-1	0-1	1-2	0-0	0	2	1	0	0	0	1	
Mims	15	2-4	1-2	2-2	1-3	4	2	3	2	0	1	7	Dougherty	1	0-0	0-0	1-2	0-0	0	0	0	0	0	1	0	1
Thornton	11	4-4	0-0	0-0	0-0	0	4	0	0	3	0	8	Stubbs	25	5-9	1-1	3-6	3-3	6	2	1	3	0	0	14	
Rich	17	1-4	1-3	0-0	0-1	1	0	1	2	0	0	3	Curtis	18	2-9	1-4	2-3	0-3	3	4	0	3	0	0	7	
Waleskowski	16	1-4	0-0	3-4	1-5	6	4	0	1	1	0	5	Chirweze	25	3-4	0-0	1-2	2-2	4	3	2	1	0	0	7	
Richardson	12	2-4	0-1	2-3	0-3	3	0	1	3	2	0	6	Adams	2	0-1	0-1	0-0	0-0	0	0	0	0	0	0	0	0
Team						1-2							Pierce	3	0-1	0-1	0-0	0-1	1	0	0	0	0	0	0	
Totals	200	23-48	5-17	19-25	7-32	39	23	14	22	7	7	70	Team						2-2							
FG%:	Florida State, .479; TCU, .393																									
3FG%:	Florida State, .294; TCU, .440																									
FT%:	Florida State, .760; TCU, .593																									
Technical Fouls:	None																									
Referees:	K.C. Ely, Hal Lusk, Bobby Vetcoetter																									
Florida State	33	37	—	70																						
TCU	29	42	—	71																						

GAME NUMBER 6



Florida State 70, Minnesota 69

MINNEAPOLIS, Minn. – Von Wafer had 19 points and Florida State used a 16-0 run late in the second half to beat Minnesota 70-69 in the ACC/Big Ten Challenge. The

Seminoles trailed by 14 points with seven minutes to play. Todd Galloway's 3-point-er from the corner with 2:05 to play put the Seminoles ahead 65-63, their first lead since 2-0. Minnesota's Jeff Hagen tied the score at 65 with 1:51 to play, but Wafer hit a 3-pointer 20 seconds later to put the Seminoles back on top. After a free throw by Vincent Grier, the Golden Gophers forced a turnover but Grier missed a long jump shot and Al Thornton hit a fastbreak layup to seal the win for Florida State. Grier scored 23 points to lead Minnesota while Dan Coleman added 14 and Aaron Robinson 11. Grier, a junior forward who entered the night leading the Big Ten in scoring at 19 points per game, scored in streaks from all over the court. The Gophers fed off his energy to take control early. He scored 13 points in the first 12 minutes of the game, hitting three 3-pointers and two shots inside the paint, as Minnesota built a double-digit lead. Grier helped the Gophers pull away in the second half, scoring seven points in a 1:40 span to build a 59-47 lead with 11:30 to play. However, the Gophers went five minutes without scoring. Thornton scored 12 points for the Seminoles, while Galloway added 10.

Florida State 70, Minnesota 69
Williams Arena, Minneapolis, Minn.

Fl. State	Min	FG	3FG	FT	O-D	Reb	F	A	T	B	S	Pts.	Minn.	Min	FG	3FG	FT	O-D	Reb	F	A	T	B	S	Pts.
Romero	27	3-6	0-1	0-0	3-3	6	0	0	2	0	2	6	Coleman	28	6-17	2-4	0-0	1-2	3	0	2	2	0	0	14
Johnson	15	1-5	0-0	0-0	1-2	3	4	0	3	1	0	2	Lawson	26	1-2	0-1	1-2	1-1	2	4	2	2	0	0	3
Wilson	22	2-3	2-3	0-0	0-3	3	2	2	0	0	0	6	Hagen	24	2-3	0-0	2-2	1-2	3	2	2	4	2	1	6
Wafer	32	6-10	3-5	4-5	0-2	2	5	3	1	3	19	Grier	38	8-16	3-5	4-5	2-3	5	1	2	2	0	0	23	
Galloway	26	3-5	2-3	2-3	1-0	1	1	3	3	0	10	Robinson	32	4-8	3-6	0-0	1-1	2	3	2	0	0	3	11	
Mims	10	0-2	0-0	0-0	0-1	1	1	1	0	0	0	0	Stamper	19	1-3	0-0	0-0	3-3	6	0	0	2	0	1	2
Thornton	15	6-8	0-0	0-1	2-2	4	1	1	2	0	0	12	Tucker	20	4-8	2-5	0-0	0-2	2	1	1	2	0	4	10
Rich	7	0-0	0-0	0-0	0-0	0	1	1	0	0	1	0	Tollackson	13	0-2	0-0	0-0	1-1	2	1	0	2	0	0	
Swann	15	2-6	0-1	2-2	0-0	0	0	1	0	0	1	6	Team					3-5						1	
Waleskowski	17	2-4	1-1	0-0	0-3	3	2	1	3	2	1	5	Totals	200	26-59	10-21	7-9	13-20	33	13	12	15	4	9	69
Richardson	14	2-4	0-1	0-0	0-1	1	0	0	0	1	1	4	Team												
Team						1-3							Referees:	Ted Hillary, Steve Welmer, Rick Hartzell											
Totals	200	27-53	8-15	8-11	8-20	28	14	15	16	5	9	70	Florida State	38	32	—	70								
FG%:	Florida State, .509; Minnesota, .441																								
3FG%:	Florida State, .533; Minnesota, .476																								
FT%:	Florida State, .727; Minnesota, .778																								
Technical Fouls:	None																								

GAME NUMBER 7



Florida State 69, Ole Miss 64

OXFORD, Miss. – Mississippi had its opportunity and Jason Rich took it away. Rich scored 12 points, including a layup on a steal in the final 12 seconds, to lift Florida State

to a 69-64 win over Ole Miss. Rich, a freshman reserve, scored seven of the final eight points for Florida State. Ole Miss had an opportunity to tie the game on the final possession, but Rich forced the turnover and quickly converted the layup that sealed it. Alexander Johnson also had 12 points for the Seminoles. Anthony Richardson added 10 points for Florida State, all coming in the first half. Londrick



Nolan and Justin Johnson had 14 points apiece, while Tommie Eddie added 13 and a game-high nine rebounds for Ole Miss. The Rebels rallied from a 47-31 deficit with 17:46 remaining, but failed on four possessions with an opportunity to tie or take the lead in the final seven minutes. Florida State led 44-28 at halftime as Todd Galloway and Richardson had eight points apiece. Galloway hit three consecutive shots, including a pair of 3-pointers as the Seminoles snapped an early 4-4 tie with a 10-0 run that gave them a lead they never surrendered.

Florida State 69, Ole Miss 64
Tad Smith Coliseum, Oxford, Miss.

Fl. State	Min	FG	3FG	FT	O-D	Reb	F	A	T	B	S	Pts.	Ole Miss	Min	FG	3FG	FT	O-D	Reb	F	A	T	B	S	Pts.
Romero	16	2-4	0-1	1-1	0-1	1	1	0	2	0	0	5	Fox	32	4-11	2-9	0-0	0-2	2	1	3	1	0	1	10
Johnson	23	5-6	0-0	2-4	0-7	7	1	0	4	1	1	12	Nolan	30	6-14	2-6	0-0	2-2	4	5	2	3	0	1	14
Galloway	20	3-5	2-3	0-0	0-0	0	0	3	4	0	1	8	Eddie	24	4-5	0-0	5-7	4-5	9	5	0	2	0	1	13
Wilson	22	1-1	1-1	0-0	0-3	3	1	1	1	0	0	3	Abernathy	31	3-8	1-4	0-0	0-1	1	1	3	1	0	1	7
Walter	25	3-5	1-2	1-4	0-0	0	2	4	1	0	1	8	Patterson	12	1-5	0-3	0-0	2-1	3	0	1	1	1	0	2
Swann	20	1-2	1-1	0-0	0-3	3	1	6	2	1	1	3	Moore	16	0-3	0-0	1-2	3-2	5	0	1	0	0	0	1
Mims	3	0-0	0-0	0-0	0-0	0	0	0	0	0	0	0	Johnson	23	5-11	3-6	1-2	0-0	0	4	0	1	0	1	14
Thornton	19	2-8	0-0	1-4	3-1	4	2	1	1	1	2	5	Doyle	15	1-4	1-3	0-1	0-0	0	0	1	1	0	0	3
Rich	15	5-6	1-1	1-2	1-0	1	2	0	0	1	1	12	Nunnery	5	0-0	0-0	0-0	0-0	0	0	0	0	0	1	0
Waleskowski	21	1-4	1-3	0-0	1-4	5	3	0	3	2	1	3	Glass	8	0-1	0-0	0-0	1-1	1	0	2	2	0	0	0
Richardson	16	3-5	0-1	4-4	3-1	4	0	1	0	0	0	10	Pannell	3	0-0	0-0	0-0	1-0	1	2	0	1	0	0	0
Team				0-5		5							Jackson	1	0-0	0-0	0-0	0-1	1	1	0	0	0	0	0
Totals	200	26-46	7-13	10-19	8-25	33	13	16	18	6	8	69	Team					3-3	6						

FG%: Florida State, .565; Ole Miss, .387
3FG%: Florida State, .538; Ole Miss, .290
FT%: Florida State, .526; Ole Miss, .583
Technical Fouls: None

Referees: Tom Lopes, Tim Clougherty, Jamie Luckie

Florida State 44 25 — 69
Ole Miss 28 36 — 64

GAME NUMBER 8



Florida International 65, Florida State 60

TALLAHASSEE, Fla. – Jayce Lewis' 3-pointer with 1:51 to play gave Florida International the lead and Ismael N'Diaye sank five free throws in the final 30 seconds in a

65-60 upset of Florida State. N'Diaye, playing with a stress fracture in his right foot, scored a career-high 22 points to lead the Golden Panthers. Florida State rallied from a 40-25 second-half deficit to take a 52-51 lead on a pair of Alexander Johnson free throws with 6:10 to play. FIU regained the lead on three free throws from Junior Matias. Andrew Wilson countered with a 3-pointer and Isaiah Swann's 15-foot jumper gave the Seminoles a 57-54 lead. The Golden Panthers closed out the game by outscoring the Seminoles 11-2, aided by a commanding 41-31 rebound advantage. Matias contributed 15 points for FIU. Johnson led the Seminoles with 11 points and Anthony Richardson added 10. Leading 24-22 at the half, FIU opened the second half with a 16-3 run, fueled by 10 points from N'Diaye. A pair of Matias free throws gave the Golden Panthers their largest lead with 14:08 to play as the Seminoles didn't score their first field goal of the second half until Johnson's tip-in with 13:48 to play. Florida State came into the game shooting 49 percent from the floor, but missed 32 of 49 shots (34.7 percent) against FIU's relentless man-to-man defense.

Florida International 65, Florida State 60
Donald L. Tucker Center, Tallahassee, Fla.

FIU	Min	FG	3FG	FT	O-D	Reb	F	A	T	B	S	Pts.	Fl. State	Min	FG	3FG	FT	O-D	Reb	F	A	T	B	S	Pts.
Simms	24	4-6	0-0	1-3	4-1	5	3	3	0	1	1	9	Romero	15	1-2	0-1	2-2	0-2	2	5	1	2	0	0	4
N'Diaye	34	5-12	2-7	10-13	3-6	9	4	3	4	0	0	22	Johnson	21	4-6	0-0	3-6	3-2	5	3	0	4	0	2	11
Almonte	33	2-4	0-0	5-7	2-7	9	4	1	3	0	4	9	Galloway	16	1-3	1-2	2-4	0-0	0	0	2	1	0	0	5
Lewis	34	1-5	1-1	3-4	3-2	5	3	1	4	0	0	6	Wilson	20	1-2	1-2	0-0	2-1	3	3	1	0	0	0	3
Matias	26	3-10	1-6	8-8	0-2	2	4	1	2	0	1	15	Rich	28	2-9	1-4	2-4	0-0	0	2	1	3	1	2	7
Jones	1	0-1	0-1	0-0	0-0	0	0	0	1	0	0	0	Swann	24	3-7	0-1	2-4	1-3	4	4	2	1	0	1	8
Eppinger	5	0-0	0-0	0-0	0-0	0	0	0	1	0	0	0	Mims	17	0-3	0-1	3-4	2-2	4	2	0	1	0	1	3
Burnett	9	0-1	0-0	0-0	0-1	1	2	0	1	0	0	0	Thornton	15	2-6	0-1	0-3	3-1	4	3	1	0	0	0	4
Bailey	15	1-2	0-0	1-4	0-1	1	4	0	2	0	0	3	Waleskowski	27	1-6	0-1	3-5	1-4	5	5	0	1	1	1	5
Chavez-Jac	2	0-1	0-0	0-1	1	0	0	0	0	0	0	0	Richardson	17	2-5	1-2	5-6	1-2	3	1	1	0	0	2	10
daSilva	17	0-2	0-0	1-2	2-3	5	4	0	2	0	0	1	Team					1-0	1						
Team				2-1		3							Totals	200	17-49	4-15	22-38	14-17	31	28	9	13	2	9	60
Totals	200	16-44	4-16	29-41	16-25	41	31	9	20	1	6	65													

FG%: Florida International, .364; Florida State, .347
3FG%: Florida International, .250; Florida State, .267
FT%: Florida International, .707; Florida State, .579
Technical Fouls: None

Referees: Les Jones, Steve Gordon, Alan Spainhour

Florida International 24 41 — 65
Florida State 22 38 — 60

GAME NUMBER 9



Florida State 83, South Alabama 52

TALLAHASSEE, Fla. – Reserve senior forward Adam Waleskowski scored a career-high 24 points as Florida State pulled away from South Alabama in the second half for its most lopsided victory of the season, 83-52. The Seminoles opened a 45-33 lead with 15:05 to play on a Waleskowski 3-point play and followed with a 9-0 run. South Alabama came into the game allowing just 61 points on average, but trailed 62-38 with 8:54 left in the game. The Seminoles connected on 30 of 55 shot attempts – 19 of 31 in the second half – and out-rebounded the Jaguars 48-25. Al Thornton contributed 12 points off the bench as the Florida State reserves accounted for 53 points in all. Starters Jason Rich and Alexander Johnson had 11 and 10, respectively, for the Seminoles. Carlos Smith led the Jaguars with 13 points and Richard Law added 11. Their leading scorer, Mario Joints, managed just eight points on two of 13 shooting. South Alabama led 18-17 with 6:41 to play in the first half following a Joints 3-pointer, but the Seminoles used a 15-5 run to close the half for a 32-23 lead. The Jaguars managed just one field goal in the first after Joints' go-ahead basket. The Seminoles out-rebounded the Jaguars 22-11 at the half and outscored the visitors 12-4 in the paint. South Alabama missed 18 of 25 before the break. Florida State held a decided 19-10 advantage in bench scoring, led by 24 from Waleskowski.

Florida State 83, South Alabama 52
Donald L. Tucker Center, Tallahassee, Fla.

S. Ala.	Min	FG	3FG	FT	O-D	Reb	F	A	T	B	S	Pts.	Fl. State	Min	FG	3FG	FT	O-D	Reb	F	A	T	B	S	Pts.
Law	24	4-8	2-4	1-1	1-0	1	3	1	2	0	1	11	Romero	21	0-5	0-0	3-4	2-5	7	1	0	0	0	0	3
Pate	7	0-0	0-0	1-3	0-0	0	5	1	1	0	0	1	Johnson	17	3-5	0-1	4-6	3-4	7	4	2	2	0	1	10
Collins	19	1-6	0-2	1-3	3-1	4	4	1	3	0	0	3	Galloway	16	1-3	1-2	0-1	0-3	3	4	2	3	0	0	3
Cowherd	33	4-9	0-1	1-1	0-1	1	2	0	0	0	0	9	Wilson	18	1-3	1-3	0-0	2-4	6	2	0	2	0	0	3
Joints	30	2-13	2-9	2-2	1-2	3	4	1	3	0	2	8	Rich	21	4-6	0-1	3-3	1-1	2	1	2	0	0	1	11
Spencer	8	0-2	0-0	1-2	0-1	1	0	0	1	0	1	1	Griffin	4	1-1	0-0	0-0	1-0	1	1	0	1	0	0	2
Smith	22	4-7	3-5	2-2	0-2	2	1	0	1	0	1	13	Swann	22	2-4	0-1	2-5	0-2	2	4	4	5	0	0	6
Northern	19	0-5	0-0	0-2	1-1	2	5	0	1	0	0	0	Mims	15	2-4	0-1	0-1	0-2	2	0	3	1	1	1	4
Delk	1	0-0	0-0	0-0	0-0	0	0	0	0	0	0	0	Thornton	13	5-6	0-0	2-4	2-5	7	2	1	2	0	1	12
Ba	11	0-2	0-0	2-2	1-4	5	1	1	1	0	1	2	Walter	23	1-4	0-2	1-2	1-3	4	2	3	1	0	0	3
Gordon	26	2-6	0-1	0-2	2-2	4	3	0	2	0	3	4	Engstrom	1	1-2	0-0	0-0	0-0	0	0	0	0	0	0	2
Team					1-1	2							Waleskowski	29	9-12	4-5	2-3	2-4	6	3	0	4	1	1	24
Totals	200	17-58	7-22	11-20	10-15	25	27	7	15	1	9	52	Team					1-0	1						

FG%: South Alabama, .293; Florida State, .545
3FG%: South Alabama, .318; Florida State, .375
FT%: South Alabama, .550; Florida State, .586
Technical Fouls: South Alabama, Collins

Referees: Duke Edsall, Ted Valentine, Timothy Nestor

South Alabama 23 29 — 52
Florida State 32 51 — 83



Andrew Wilson was a starter in 28 games during the 2004-05 season including Seminole victories over both Ole Miss and South Alabama.



GAME NUMBER 10



Maryland 90, Florida State 88 (OT)

COLLEGE PARK, Md. – John Gilchrist made two free throws with 6.6 seconds left in overtime to cap a 21-point, 13-rebound performance, and No. 23 Maryland opened

defense of its Atlantic Coast Conference title by squeezing past Florida State 90-88. Gilchrist's two free throws snapped a tie, and the Terrapins held on after having held a 13-point lead. Six Maryland players scored in double figures, including D.J. Strawberry, who had five of his 11 points in overtime. Adam Waleskowski led the Seminoles with 23 points, a worthy encore to his career-high 24-point performance against South Alabama on Thursday. But Florida State committed 25 turnovers in losing its 25th consecutive ACC road game. The Seminoles scored the first two baskets in overtime, but Strawberry answered with three free throws in six attempts, then scored off a steal to put Maryland up 85-84. Von Wafer scored on a tip-in for FSU before Mike Jones hit a 3-pointer for Maryland, his only points of the game. After Jason Rich hit a jumper to tie it, Gilchrist made two free throws. But the victory wasn't ensured until a 3-point attempt by Wafer bounced off the rim. The Terrapins led by seven at halftime and 59-46 with 14:28 left, but Florida State used a 12-3 run to take its first lead, 79-78, with 1:38 left. The game went into overtime tied at 80 after Maryland's Nik Caner-Medley missed badly on a baseline jumper at the end of regulation. Gilchrist, a junior guard, recorded his second career double-double and led the Terrapins with eight assists. FSU trailed by nine points before Waleskowski made a 3-pointer, two free throws and a layup in a 7-1 run that made it 66-63. Chris McCray then made two foul shots and Caner-Medley added a 3-point play to ignite a 9-4 spurt that put Maryland up 75-67 with 5:28 left. But the lead wouldn't last, in part because the Terrapins failed to make a field goal over the final 3:22 of regulation.

Maryland 90, Florida State 88 (OT)
Comcast Center, College Park, Md.

Fl.State	Min	FG	3FG	FT	O-D	Reb	F	A	T	B	S	Pts.	Maryland	Min	FG	3FG	FT	O-D	Reb	F	A	T	B	S	Pts.	
Wilson	25	3-5	1-2	1-1	3-1	4	5	3	1	0	0	8	Garrison	17	2-6	0-2	0-0	0-4	4	5	1	0	1	0	4	
Romero	9	0-3	0-0	2-2	1-1	2	1	1	1	0	1	2	Caner-Med	36	4-15	0-6	3-3	1-3	4	4	2	3	0	3	11	
Johnson	20	2-4	0-0	2-2	2-2	4	3	1	4	2	0	6	Ibekwe	16	5-7	0-0	3-3	3-0	3	5	0	2	1	0	13	
Galloway	17	1-5	0-3	0-0	0-1	1	3	1	1	0	1	2	Gilchrist	43	6-14	2-3	7-10	7-6	13	2	8	2	8	2	0	21
Rich	31	3-9	0-1	3-3	1-3	4	2	1	2	1	1	9	McCray	32	4-12	1-5	5-6	0-0	0	3	2	2	0	2	14	
Swann	29	5-11	2-3	0-0	1-2	3	4	1	6	0	1	12	Strawberry	31	3-8	0-1	5-8	2-2	4	2	2	4	0	4	11	
Mims	4	0-1	0-0	0-0	0-0	0	0	0	1	0	0	0	Gist	31	4-8	0-0	3-7	1-6	7	3	1	1	4	2	11	
Thomton	28	5-10	0-1	6-13	7-6	13	4	0	3	0	1	16	Jones	5	1-2	1-1	0-0	1-0	0	0	0	0	0	0	0	3
Wafer	28	3-10	0-3	2-2	0-6	6	0	1	4	2	0	8	Bowers	14	1-3	0-0	0-0	1-4	5	2	1	1	2	0	2	
Waleskowski	33	8-12	2-2	5-9	4-10	14	4	2	2	0	2	23	Team				1-3	4								
Richardson	1	1-1	0-0	0-0	1-0	1	0	0	0	0	0	2	Totals	225	30-75	4-18	26-37	16-28	44	26	17	15	8	12	90	
Team					1-3	4							Referees:												Mike Wood, Larry Rose, Reggie Cofer	
Totals	225	31-71	5-15	21-32	21-35	56	26	11	25	5	7	88	Florida State					35	45	8	—	88				
													Maryland					42	38	10	—	90				

GAME NUMBER 11



Florida State 101, Jacksonville 57

TALLAHASSEE, Fla. – Von Wafer scored 17 and Alexander Johnson had 16 as five Florida State players scored in double figures to lead the Seminoles over

Jacksonville 101-57. Forward Anthony Richardson had a career-high 11 rebounds and 10 points for the host team. Guard Ralph Mims had a career-high six steals to go with his 11 points. Forward Antonio Griffin scored 14 off the bench. After Jacksonville pulled within two at 29-27 on Haminn Quintance's jumper from the elbow, Florida State closed the first half with an 18-2 run over the final 4:51 to lead 46-29 at halftime. The Seminoles scored the first 12 points of the second half and led by as many as 47 on its way to its first 100-point game since a 111-108 overtime loss to Georgia Tech on Feb. 11, 1999. The Seminoles turned a back-and-forth game to their favor for good with an Anthony Richardson basket with 9:26 left in the first half. The lead was exchanged twice and tied six times before that basket. Forward Antonio Cool had 12 points and Mario Brown had 11 points in his first start for the Dolphins.

Florida State 101, Jacksonville 57
Donald L. Tucker Center, Tallahassee, Fla.

Jacksonville	Min	FG	3FG	FT	O-D	Reb	F	A	T	B	S	Pts.	Fl.State	Min	FG	3FG	FT	O-D	Reb	F	A	T	B	S	Pts.
Cool	24	4-7	3-6	1-4	1-1	2	1	0	2	0	0	12	Romero	21	2-2	0-0	0-0	2-1	3	4	3	2	1	1	4
Robinson	10	0-1	0-0	1-2	2-2	4	4	0	4	0	0	1	Johnson	21	5-11	0-1	6-9	0-3	3	2	0	1	2	2	16
Brown	24	5-6	0-0	1-2	2-2	4	1	0	2	1	0	11	Galloway	19	3-5	0-2	0-0	0-2	2	0	4	2	0	2	6
Kimbrough	23	3-7	0-1	0-0	0-2	2	0	2	4	0	0	6	Wilson	14	0-2	0-2	0-0	1-0	1	0	0	0	0	0	0
Lee	32	2-10	1-9	1-2	0-5	5	3	2	3	0	0	6	Rich	17	4-7	0-0	0-0	1-3	4	1	4	0	0	3	8
Kample	7	1-3	1-1	1-2	0-1	1	1	0	0	0	1	4	Griffin	11	5-7	3-3	1-2	0-1	1	2	1	1	0	0	14
Coney	19	0-2	0-2	2-2	0-0	0	1	2	2	0	0	2	Swann	17	2-5	0-1	0-0	0-2	2	3	4	2	1	0	4
Vrojci	12	0-0	0-0	0-0	0-2	2	2	0	2	0	1	0	Mims	23	3-6	1-2	4-5	0-1	1	3	0	0	0	6	11
Surry	19	2-9	1-7	2-3	0-3	3	0	1	4	0	1	7	Wafer	20	7-10	3-6	0-0	0-2	2	0	1	1	0	1	17
Quaintance	25	3-6	0-2	2-4	4-1	5	0	3	4	1	0	8	Engstrom	4	1-1	0-0	0-0	0-0	0	1	0	0	0	0	2
Larson	5	0-0	0-0	0-0	0-0	0	0	0	0	0	0	0	Waleskowski	17	4-5	1-1	0-0	2-1	3	1	2	1	0	1	9
Team					3-2	5							Richardson	16	4-8	0-1	2-2	4-7	11	1	1	0	0	1	10
Totals	200	20-51	6-28	11-21	12-21	33	13	10	27	2	3	57	Team					1-2	3						101
													Totals	200	40-69	8-19	13-18	11-25	36	15	24	10	4	17	101

FG%: Jacksonville, .392; Florida State, .580
3FG%: Jacksonville, .214; Florida State, .421
FT%: Jacksonville, .524; Florida State, .722
Technical Fouls: None
Referees: Jamie Luckie, Mike Eades, David Guthrie
Jacksonville 29 28 — 57
Florida State 46 55 — 101

GAME NUMBER 12



Florida State 71, Stetson 61

TALLAHASSEE, Fla. – Von Wafer scored a career-high 22 points and Anthony Richardson added 16 points and 10 rebounds as Florida State beat Stetson 71-61. Struggling to

find a rhythm against Stetson's zone defense, the Seminoles managed to get their third win in four games. The Hatters stayed close behind on the shooting of Anthony Register. Register scored all of his team-high 17 points in the second half, including nine of the Hatters' final 15 points. Wafer, six-of-12 on 3-point attempts, gave the Seminoles a 65-51 lead on a pair of free throws with 2:41 to play. Register followed with a 3-pointer and two free throws, and E.J. Gordon's layup got Stetson within 65-58 with 1:50 to go. Adam Waleskowski added 13 points for the Seminoles. Gordon scored 15 points for the Hatters and Borislav Djordjic added 10 for Stetson, which lost for the fourth time in five games. Stetson led 22-21 with 5:20 to play in the first half following a pair of Will Holloman free throws before Florida State went on a 15-5 run to close the half for a 36-27 lead. The Seminoles regained the lead on a Wafer layup and he added a 3-pointer to lead the surge. Guard Todd Galloway provided a big lift, feeding Antonio Griffin for a monstrous dunk, and drawing a charge which led to Wafer's 3-pointer. Galloway followed up with a 3-pointer as the Seminoles pushed their lead to 32-24.

Florida State 71, Stetson 61
Donald L. Tucker Center, Tallahassee, Fla.

Stetson	Min	FG	3FG	FT	O-D	Reb	F	A	T	B	S	Pts.	Fl.State	Min	FG	3FG	FT	O-D	Reb	F	A	T	B	S	Pts.
Hirst	16	0-1	0-0	0-0	0-1	1	4	0	2	0	0	0	Waleskowski	37	4-8	0-2	5-5	1-4	5	3	0	2	2	0	13
Stiles	20	1-2	1-2	0-0	0-0	0	3	0	4	0	3	3	Galloway	24	2-5	1-2	0-0	0-3	3	3	3	1	0	2	5
McMillen	18	2-3	0-1	1-1	0-1	1	2	1	0	0	1	5	Wilson	24	2-6	1-5	0-0	2-1	3	2	1	2	0	1	5
Gordon	29	4-13	1-3	6-6	1-4	5	3	3	1	1	2	15	Rich	18	0-4	0-1	3-4	1-0	1	4	1	2	0	0	3
Register	33	6-14	2-7	3-6	0-3	3	2	2	1	0	2	17	Romero	13	1-3	0-1	1-4	0-4	4	2	0	1	0	0	3
McIntosh	3	0-0	0-0	0-0	0-0	0	0	0	0	0	0	0	Griffin	3	1-1	0-0	0-0	0-0	0	0	0	0	0	1	2
Hollings	26	3-8	3-6	0-0	2-3	5	3	0	1	0	0	9	Swann	15	0-4	0-1	2-2	0-2	2	3	1	5	0	1	2
Holloman	16	0-2	0-1	2-2	0-0	0	1	1	3	0	0	2	Mims	6	0-2	0-0	1-0	1	0	0	0	0	0	0	0
Djordjic	28	4-5	0-0	2-3	3-5	8	4	0	3	0	1	10	Wafer	33	7-14	6-12	2-2	0-2	2	1	6	0	1	0	22
Bridges	9	0-1	0-0	0-0	0-1	1	2	0	3	0	0	0	Richardson	27	6-7	0-0	4-6	4-6	10	1	1	3	0	0	16
Kickingstall	2	0-0	0-0	0-0	0-0	0	0	0	0	0	0	0	Team					0-2	2						
Team					2-3	5							Totals	200	23-54	8-24	17-23	9-24	33	19	13	16	4	4	71
Totals	200	20-49	7-20	14-18	8-21	29	24	7	18	1	9	61	Referees:												Les Jones, Dwayne Gladde, Frank Raposo

FG%: Stetson, .408; Florida State, .426
3FG%: Stetson, .350; Florida State, .333
FT%: Stetson, .778; Florida State, .739
Technical Fouls: None
Stetson 27 34 — 61
Florida State 36 35 — 71

GAME NUMBER 13



Louisiana State 67, Florida State 50

NEW ORLEANS, La. – Tack Minor scored a career-high 23 points and dished out nine assists to help LSU beat Florida State 67-50 in the Sugar Bowl Classic. It was the

sixth time this season that Minor has scored in double figures. Antonio Hudson scored 18 for LSU. Florida State was led by Jason Rich with 10 points. Florida State pulled to within five – 47-42 – on a basket by Jason Rich with 7:52 left. But the Tigers used a 10-2 run to go up 58-44. The Tigers streaked ahead taking a 33-18 lead with 3:54 left in the first half. But Florida State rallied with a 9-2 run to cut the lead to 35-27 at halftime.



free throws to essentially seal it with 8.7 seconds left. N.C. State didn't help itself from the free-throw line. The Wolfpack hit 13 of 23 free throws, while Grant, Collins and Hodge combined to go two-for-six in the final 1:44. Florida State controlled the first half, shooting 54 percent and holding the Wolfpack to eight-for-26 shooting. Wafer scored 11 on four-for-five shooting, and Waleskowski hit a long 3 just before the buzzer for the eight-point lead at the break. N.C. State shot 54 percent in the second half, but couldn't overcome that deficit.

Florida State 70, NC State 64
RBC Center, Raleigh, N.C.

Fl.State	Min	FG	3FG	FT	O-D	Reb	F	A	T	B	S	Pts.	NC State	Min	FG	3FG	FT	O-D	Reb	F	A	T	B	S	Pts.
Galloway	34	0-1	0-1	4-4	1-3	4	3	5	0	1	1	4	Evimov	37	3-8	3-8	0-0	1-1	2	4	0	2	0	1	9
Wilson	28	1-3	1-2	0-0	1-2	3	4	1	0	0	0	3	Grant	30	2-7	0-1	2-5	3-7	10	3	4	2	0	1	6
Wafer	29	7-11	5-7	4-4	0-3	3	1	3	2	0	1	23	Atsur	38	3-9	1-3	2-3	1-2	3	3	6	1	0	2	9
Johnson	21	4-6	0-1	3-6	1-1	2	3	0	4	0	0	11	Hodge	34	4-9	1-3	5-10	3-3	6	1	2	0	2	0	14
Richardson	13	3-6	0-2	0-0	1-1	2	2	0	1	1	0	6	Brackman	17	3-4	1-1	0-0	0-0	0	2	0	1	0	0	7
Swann	5	0-0	0-0	0-0	0-0	0	2	0	1	0	0	0	Watkins	12	2-4	2-4	2-2	1-0	1	1	0	1	0	0	8
Mims	1	0-0	0-0	0-0	0-0	0	0	0	0	0	0	0	Bethel	6	0-3	0-2	0-0	0-1	1	1	0	1	0	0	0
Thornton	27	4-7	1-1	3-4	0-7	7	2	1	0	1	0	12	Collins	16	1-3	1-2	1-2	0-2	2	3	0	0	0	0	4
Rich	23	1-5	0-0	2-2	0-2	2	2	2	0	1	2	4	Simmons	10	3-3	0-0	1-1	1-0	1	3	0	1	0	0	7
Romero	7	0-1	0-1	0-0	0-0	0	0	0	0	0	0	0	Team					1-2		3					
Waleskowski	12	2-5	1-1	2-2	2-2	4	3	0	1	0	0	7	Totals	200	21-50	9-24	13-23	11-18	29	21	12	9	2	4	64
Team						0-1							Referees:	Duke Edsall, Gary Maxwell, Tim Nestor											
Totals	200	22-45	8-16	18-22	6-22	28	22	12	10	4	4	70	Florida State	33	37	—	70								
FG%:	Florida State, .489; NC State, .420	NC State	25	39	—	64																			
3FG%:	Florida State, .500; NC State, .375	NC State																							
FT%:	Florida State, .818; NC State, .565																								
Technical Fouls:	None																								

GAME NUMBER 21



Georgia Tech 64, Florida State 61

ATLANTA, Ga. – Will Bynum hit a 3-pointer with 2.7 seconds left to give No. 25 Georgia Tech a 64-61 victory over Florida State. Bynum, who shot one-of-eight in the opening half, hit the game-winner after Florida State made up a 12-point deficit by going on a 19-7 run to tie it at 61 on a 3-pointer by Von Wafer with 1:29 remaining. Bynum finished with 19 points. He quickly made up for his first half woes by scoring 11 points on five-of-five shooting during a 15-7 run to give the Yellow Jackets a 42-40 lead just 4:30 into the second. The rest of the Yellow Jackets then took over. Luke Schenscher scored six points and Mario West added five during a 27-9 run for a 54-42 lead with 9:55 to go. The Seminoles, however, weren't done, allowing only seven points in the final nine minutes until Bynum's big basket. Florida State took a 33-27 lead on a 3-pointer by Jason Rich as time ran out in the first half. The Seminoles got off to a quick start, leading 18-10 with 9:13 gone on a 3 by leading scorer Wafer, who had eight first half points and finished with 18. Diego Romero was the only other Florida State player in double figures, scoring 10. Georgia Tech, however, went on an 11-2 run capped by a 15-foot jumper from Anthony McHenry to claim its first lead of the game at 21-20 with 7:02 left before halftime.

Georgia Tech 64, Florida State 61
Alexander Memorial Coliseum, Atlanta, Ga.

Fl.State	Min	FG	3FG	FT	O-D	Reb	F	A	T	B	S	Pts.	Ga.Tech	Min	FG	3FG	FT	O-D	Reb	F	A	T	B	S	Pts.
Wilson	23	0-3	0-3	0-0	0-0	0	1	0	0	0	0	0	Muhammad	29	4-10	0-0	1-3	1-1	2	0	2	2	0	1	9
Johnson	15	2-9	0-0	1-2	3-1	4	3	2	2	0	1	5	McHenry	26	2-4	0-2	0-0	0-1	1	4	3	1	1	0	4
Richardson	19	3-5	1-2	2-2	1-6	7	0	0	0	2	1	9	Schenscher	28	5-11	0-0	0-0	4-4	8	3	1	3	4	2	10
Galloway	27	2-4	0-2	0-0	0-3	3	2	2	0	1	4	4	Jack	36	2-6	0-2	1-1	0-4	4	4	6	4	0	1	5
Wafer	33	7-17	3-9	1-2	0-5	5	1	2	1	0	1	18	Bynum	33	7-18	3-8	2-3	1-5	6	1	1	2	0	0	19
Swann	10	1-1	0-0	0-0	0-0	0	3	1	2	0	0	2	Dickey	10	1-1	0-0	2-4	1-3	4	2	0	2	0	2	4
Mims	2	0-1	0-0	0-0	0-0	0	0	0	0	0	0	0	West	23	4-7	0-1	2-4	0-5	5	1	2	1	0	2	10
Thornton	18	3-5	0-1	0-0	1-4	5	4	1	2	0	0	6	Morrow	7	0-1	0-1	0-0	1-0	1	0	0	0	0	0	0
Rich	25	2-5	1-1	0-1	0-3	3	2	1	1	1	0	5	Frederick	4	1-3	1-1	0-0	0-0	0	0	0	0	0	0	3
Romero	21	5-6	0-0	0-2	0-0	0	1	1	0	1	0	10	Tarver	4	0-0	0-0	0-0	0-1	1	0	0	0	0	0	0
Waleskowski	7	1-2	0-1	0-0	0-2	2	1	1	3	0	0	2	Team						4-2		6				
Team						1-2							Totals	200	26-61	4-15	8-15	12-26	38	15	15	5	8	64	
Totals	200	26-58	5-19	4-9	6-26	32	18	11	15	4	4	61	Referees:	Mike Wood, Les Jones, Bryan Kersey											
FG%:	Florida State, .448; Georgia Tech, .426	Georgia Tech	33	28	—	61																			
3FG%:	Florida State, .263; Georgia Tech, .267	Georgia Tech	27	37	—	64																			
FT%:	Florida State, .444; Georgia Tech, .533																								
Technical Fouls:	None																								

Andrew Wilson was among the team leaders in minutes played as a junior. He played 28 minutes in Florida State's 70-64 victory at NC State and helped the team shoot nearly 50 percent from the field in the win.

GAME NUMBER 22



North Carolina 81, Florida State 60

TALLAHASSEE, Fla. – Rashad McCants' dunk ignited a 25-6 run down the stretch and No. 2 North Carolina beat Florida State 81-60. Florida State clawed back from an 18-point first half deficit to within 49-48 on Diego Romero's 3-pointer with 14:16 left. But McCants, who led all scorers with 16 points, dunked a pass from Raymond Felton 20 seconds later. Within nine minutes the Tar Heels were up 74-54. McCants capped a 16-2 run in the first half with a layup that helped North Carolina to a 38-20 lead before Florida State closed out the half with nine straight points. Felton added 14 points while Sean May and Marvin Williams each had 13 for the Tar Heels. North Carolina shot just 40 percent, but committed only nine turnovers for the second straight game. Von Wafer led Florida State with 14 points and Anthony Richardson added 13.

North Carolina 81, Florida State 60
Donald L. Tucker Center, Tallahassee, Fla.

N.Car.	Min	FG	3FG	FT	O-D	Reb	F	A	T	B	S	Pts.	Fl.State	Min	FG	3FG	FT	O-D	Reb	F	A	T	B	S	Pts.
Williams, J.	14	0-2	0-1	1-2	0-1	1	4	1	0	0	0	1	Johnson	14	2-5	0-0	0-0	1-0	1	5	0	2	0	1	4
McCants	28	5-18	1-7	5-8	3-3	6	3	2	2	1	1	16	Richardson	23	4-6	2-4	3-4	1-2	3	3	2	1	0	0	13
May	28	4-9	0-0	5-5	4-8	3	0	0	1	3	13	Galloway	34	1-4	1-3	2-2	2-5	7	2	4	7	0	1	5	
Felton	36	5-11	4-7	0-0	0-5	5	1	4	3	0	4	14	Wilson	20	0-1	0-0	0-0	0-1	1	4	0	0	0	0	0
Manuel	26	3-3	0-0	1-2	1-0	1	3	1	1	3	7	Wafer	35	5-12	4-9	0-0	1-3	4	1	3	3	0	1	14	
Scott	14	3-7	2-4	0-0	3-0	3	1	0	1	0	0	8	Swann	7	0-0	0-0	0-0	0-0	0	0	3	0	0	0	0
Terry	2	0-1	0-1	0-0	0-0	0	0	0	0	0	0	0	Mims	5	0-1	0-1	0-0	0-1	1	0	0	0	0	0	0
Thomas	5	0-0	0-0	0-0	0-0	0	0	1	0	0	0	0	Thornton	7	4-5	0-0	1-0	1	5	0	0	0	0	0	8
Miller	2	0-0	0-0	0-0	0-0	0	0	0	0	0	0	0	Rich	19	1-4	0-0	1-1	0-3	3	1	0	3	1	0	2
Williams, M.	29	3-8	1-2	6-7	4-4	8	2	1	1	0	1	13	Romero	16	1-2	1-2	2-4	0-3	3	0	2	1	0	1	5
Noel	13	2-4	0-0	3-4	2-2	4	2	0	1	0	1	7	Waleskowski	20	2-8	1-2	4-4	2-3	5	1	1	2	0	0	9
Hooker	1	0-1	0-0	0-0	0-0	0	0	0	0	0	0	0	Team					0-2		2					
Sanders	2	1-1	0-0	0-0	1-0	1	2	0	0	0	0	2	Totals	200	20-48	9-21	11-15	8-23	31	22	22	1	4	60	
Team						0-1							Referees:	Duke Edsall, Steve Gordon, Tony Greene											
Totals	200	26-65	8-22	21-28	18-20	38	19	12	9	3	13	81	North Carolina	38	43	—	81								
FG%:	North Carolina, .400; Florida State, .417	Florida State	29	31	—	60																			
3FG%:	North Carolina, .364; Florida State, .429																								
FT%:	North Carolina, .750; Florida State, .733																								
Technical Fouls:	None																								



GAME NUMBER 23



Virginia 56, Florida State 55

CHARLOTTESVILLE, Va. – Devin Smith hit a 3-pointer with 5.2 seconds left to give Virginia its only lead and the Cavaliers beat Florida State 56-55. The Seminoles led

throughout after scoring the first nine points. They built their advantage as high as 14 early in the second half, then didn't make a field goal in the final 8:08 of play and didn't score after Von Wafer hit a pair of free throws with 3:54 to go. An acrobatic layup by J.R. Reynolds got Virginia within 55-52 with 3:04 left, and Smith hit one of two free throws with 2:13 to play to make it 55-53. Several scoreless possessions later, after Wafer was called for a charge with 31.3 seconds left, the Cavaliers rebounded their own miss, found Smith on the right wing and his high-arching swish won it. Elton Brown led Virginia with 13 points despite not starting for the second straight game. Wafer led the Seminoles with 16 points. Trailing 41-27 after Florida State started the second half on a 10-4 run, the Cavaliers used an immediate 9-2 run to close within seven, cut it to five at 46-41 on Sean Singletary's 3-pointer with 9:26 left and to within 53-50 with 4:23 to play on Smith's first 3-point-er in six tries. The Seminoles led throughout the first half after opening the game on a 9-0 run. Smith's layup 21 seconds before halftime made it 31-23 and drew cheers because it put him over the 1,000-point career mark.

Virginia 56, Florida State 55
University Hall, Charlottesville, Va.

FL State	Min	FG	3FG	FT	O-D	Reb	F	A	T	B	S	Pts.	Virginia	Min	FG	3FG	FT	O-D	Reb	F	A	T	B	S	Pts.
Wilson	31	1-3	1-3	0-0	0-1	1	1	2	0	0	2	3	Cain	12	2-3	0-0	0-0	0-1	1	4	0	0	1	2	4
Richardson	21	3-4	0-0	0-0	2-2	4	1	0	1	2	1	6	Smith	34	4-11	2-7	1-3	0-2	2	1	1	2	0	0	11
Johnson	22	1-5	0-0	2-3	2-8	10	3	0	2	0	0	4	Reynolds	37	4-12	1-7	3-5	1-4	5	3	3	0	0	1	12
Galloway	31	1-4	1-3	2-2	0-2	2	3	9	5	0	0	5	Barnister	35	1-7	0-2	0-0	1-1	2	2	5	1	0	2	2
Wafer	34	5-16	4-7	2-2	0-5	5	0	1	2	0	2	16	Singletary	30	2-8	1-6	4-4	2-3	5	3	2	0	0	0	9
Swann	8	2-3	2-3	0-0	0-0	0	3	0	2	0	0	6	Soroye	2	0-0	0-0	0-0	0-0	0	0	0	0	0	0	0
Thornton	13	1-1	0-0	0-0	0-2	2	2	0	1	0	1	2	Forbes	17	2-4	1-2	0-0	1-3	4	0	0	4	0	1	5
Rich	15	2-2	0-0	0-2	0-1	1	2	3	1	0	0	4	Brown	28	6-7	0-0	1-4	3-3	6	3	1	3	0	0	13
Romero	8	0-0	0-0	1-2	0-0	0	0	0	0	0	0	1	Minter	5	0-0	0-0	0-0	0-0	0	0	0	0	0	0	0
Waleskowsk	17	3-5	0-1	2-2	1-2	3	1	0	1	0	0	8	Team					2-2	4						
Team					1-1	2	1						Totals	200	21-52	5-24	9-16	10-19	29	16	12	10	1	6	56
Totals	200	19-43	8-17	9-13	6-24	30	17	15	15	2	6	55													

FG%: Florida State, .442; Virginia, .404
3FG%: Florida State, .471; Virginia, .208
FT%: Florida State, .692; Virginia, .563
Technical Fouls: Florida State, Team

Referees: Reggie Cofer, Gary Maxwell, Jamie Luckie

Florida State	31	24	—	55
Virginia	23	33	—	56

GAME NUMBER 25



Massachusetts 78, Florida State 68

AMHERST, Mass. – Maurice Maxwell scored 15 of his game-high 19 points in the second half when

Massachusetts shot 71 percent from the field in a 78-68 win over Florida State. The Minutemen trailed 30-27 at halftime but scored 51 points in the second half and shot a season-best 57 percent for the game. Rashaun Freeman scored 13 for UMass, Art Bowers had 12 while Jeff Viggiano and Lawrence Carrier added 11 each. Florida State was led by Von Wafer with 16 points and Todd Galloway with 11. The game was tied at 37-37 with 14:37 to play when Freeman scored six points in a 15-5 run that gave the Minutemen a 52-42 lead with 9:56 to play. Wafer hit a pair of 3-pointers as the Seminoles fought back to within 55-52 with 6:47 to play, but UMass responded with a 13-4 run for a 68-56 lead with 1:27 left. Florida State led by as many as six points, 25-19, in the first half but UMass pulled even at 27-27 before Galloway hit a 3-pointer at the buzzer to give the Seminoles their halftime lead.

Massachusetts 78, Florida State 68
Mullins Center, Amherst, Mass.

FL State	Min	FG	3FG	FT	O-D	Reb	F	A	T	B	S	Pts.	UMass	Min	FG	3FG	FT	O-D	Reb	F	A	T	B	S	Pts.
Wilson	25	1-5	1-3	0-0	1-1	2	0	1	1	0	0	3	Maxwell	36	7-15	2-7	3-3	0-5	5	0	3	0	0	6	19
Johnson	23	1-11	0-0	5-6	6-1	7	4	0	3	1	1	7	Lasme	19	1-2	0-0	0-0	0-1	1	2	2	2	4	2	2
Richardson	18	2-5	1-2	0-0	1-4	5	1	0	3	1	1	5	Freeman	31	6-8	0-0	1-2	2-3	5	2	1	4	0	1	13
Galloway	32	4-7	3-5	0-0	0-2	2	6	3	0	0	0	11	Chadwick	30	1-1	0-0	4-4	0-2	2	2	2	1	4	0	6
Wafer	35	7-12	2-7	0-1	1-0	1	1	3	1	0	5	16	Bowers	33	4-9	2-5	2-2	0-0	0	7	1	0	1	0	12
Swann	12	2-2	1-1	0-0	0-2	2	3	2	2	0	0	5	Viggiano	26	4-7	1-2	2-5	0-2	2	3	3	1	2	1	11
Mims	1	0-0	0-0	0-0	0-0	0	0	0	0	0	0	0	Carrier	17	4-6	3-4	0-0	1-3	4	0	0	1	0	1	11
Thornton	13	1-3	0-0	5-9	0-2	2	1	1	1	0	1	7	Salovski	8	1-1	0-0	2-2	0-1	1	3	0	0	1	0	4
Rich	16	3-6	0-0	0-0	2-2	4	3	1	0	0	0	0	Team					1-3	4						
Romero	4	0-1	0-0	0-0	0-0	0	0	0	0	0	0	0	Totals	200	28-49	8-18	14-18	4-20	24	12	17	13	7	12	78
Waleskowsk	21	4-4	0-0	0-0	1-2	3	2	0	2	0	0	8													
Team					2-3	5																			
Totals	200	25-56	8-18	10-16	14-19	33	17	14	16	2	8	68													

Referees: Bryan Kersey, Duke Edsall, Bernard Clinton

Florida State	30	38	—	68
Massachusetts	27	51	—	78

FG%: Florida State, .446; Massachusetts, .571
3FG%: Florida State, .444; Massachusetts, .444
FT%: Florida State, .625; Massachusetts, .778
Technical Fouls: None

GAME NUMBER 24



Wake Forest 87, Florida State 48

WINSTON-SALEM, N.C. – Justin Gray scored 20 points, Eric Williams had 15 points and a career-high 14 rebounds and No. 6 Wake Forest defeated Florida State 87-48. Sixth-

man Taron Downey ran his streak of 3-pointers to six before finally missing and finished with 14 points for the Demon Deacons. Von Wafer had 16 points for the Seminoles who tied it at 17 midway through the first half. Trent Strickland converted a pass from Gray into a layup, the start of a 31-11 run to close the half. Jason Rich scored 11 points for the Seminoles.

Wake Forest 87, Florida State 48
Lawrence Joel Veterans Memorial Coliseum, Winston-Salem, N.C.

FL State	Min	FG	3FG	FT	O-D	Reb	F	A	T	B	S	Pts.	Wake	Min	FG	3FG	FT	O-D	Reb	F	A	T	B	S	Pts.
Johnson	13	1-7	0-0	1-2	4-1	5	4	0	1	0	0	3	Levy	20	2-5	0-0	3-4	0-6	6	1	1	0	1	2	7
Richardson	13	0-3	0-2	0-0	0-2	2	0	1	2	0	1	0	Danelius	21	3-7	0-2	1-2	3-0	3	2	1	0	0	1	7
Galloway	18	0-2	0-1	0-0	0-3	3	3	5	1	0	0	0	Williams	26	6-11	0-0	3-8	6-8	14	2	0	3	1	0	15
Wilson	16	1-3	1-2	0-0	0-0	0	1	0	1	0	0	3	Gray	32	8-16	2-10	2-2	1-2	3	0	3	1	0	0	20
Wafer	28	6-13	2-4	2-3	0-0	0	1	0	2	0	2	16	Paul	24	2-4	0-1	4-4	1-3	4	3	7	2	0	7	8
Griffin	5	0-0	0-0	0-2	0-2	0	0	0	0	0	0	0	Ellis	10	0-1	0-0	0-0	1-2	3	0	0	0	1	0	0
Swann	22	0-6	0-3	0-1	2-1	3	1	2	5	0	1	0	Downey	22	6-7	2-3	0-0	1-3	4	0	3	0	0	1	14
Mims	10	1-2	0-0	2-2	0-1	1	0	0	1	0	0	4	Keith	2	0-0	0-0	0-0	0-2	0	0	0	0	0	0	0
Thornton	13	2-6	0-2	0-0	1-1	2	5	0	0	1	0	4	Fether	3	0-0	0-0	0-0	0-0	0	1	0	1	0	1	0
Rich	23	5-7	0-0	1-1	0-2	2	2	2	1	0	1	11	Strickland	22	5-7	0-1	0-0	3-1	4	0	0	3	0	1	10
Engstrom	2	0-0	0-0	0-0	0-0	0	0	0	0	0	0	0	Jessen	2	0-2	0-0	0-0	0-0	0	0	0	0	0	0	0
Romero	16	0-0	0-0	0-0	0-2	2	1	0	1	0	0	0	Buck	3	0-1	0-0	0-0	0-0	0	1	0	0	0	0	0
Waleskowsk	21	3-7	0-0	1-1	2-1	3	1	0	2	1	0	7	Visser	13	3-5	0-0	0-1	3-3	6	3	0	0	1	0	6
Team					1-1	2							Team					0-0	0						
Totals	200	19-56	3-14	7-12	10-17	27	19	10	17	4	5	48	Totals	200	35-66	4-17	13-21	19-30	49	13	15	10	4	13	87

FG%: Florida State, .339; Wake Forest, .530
3FG%: Florida State, .214; Wake Forest, .235
FT%: Florida State, .583; Wake Forest, .619
Technical Fouls: None

Referees: Larry Rose, Karl Hess, Joe Lindsay

Florida State	28	20	—	48
Wake Forest	48	39	—	87



Todd Galloway, who averaged 6.1 points per game as a junior, scored his career high of 21 points in the Seminoles' victory over No. 3-ranked Wake Forest on Jan. 18, 2005.



GAME NUMBER 26



Georgia Tech 76, Florida State 75

TALLAHASSEE, Fla. – B.J. Elder's two free throws with 0.4 seconds remaining lifted Georgia Tech to a 76-75 win over Florida State. Elder, who finished with a game-high 22

points, was fouled under the basket by Florida State's Andrew Wilson and coolly made both shots, sending the Seminoles to their eighth loss by three points or fewer this season. Florida State rallied from a 69-56 deficit with 8:49 remaining and took its only second half lead with 9.7 seconds left. Al Thornton's turnaround jumper over Georgia Tech's 7-foot-1 center Luke Schenscher put the Seminoles up 75-74, but they couldn't hold on. Schenscher had 14 points and six rebounds for Georgia Tech, while Jarrett Jack had 10 points and a game-high six assists for the Yellow Jackets – who won despite not having any field goals in the final 3:43. Thornton, who was seven-for-eight from the field and six-for-eight from the foul line, had 20 points and a game-high seven rebounds for Florida State. Von Wafer had 14 points and Todd Galloway 13 for the Seminoles.

Georgia Tech 76, Florida State 75
Donald L. Tucker Center, Tallahassee, Fla.

G. Tech													Fl. State												
Min	FG	3FG	FT	O-D	Reb	F	A	T	B	S	Pts.	Min	FG	3FG	FT	O-D	Reb	F	A	T	B	S	Pts.		
Muhammad	24	1-3	0-0	0-1	2-2	4	4	2	2	0	2	2	Thornton	22	7-8	0-0	6-8	3-4	7	2	3	3	1	0	20
McHenry	26	3-4	0-1	0-0	0-3	3	3	2	3	0	1	6	Johnson	22	1-2	0-0	1-6	1-5	6	4	0	2	0	1	3
Schenscher	30	5-7	0-0	4-6	1-5	6	4	2	4	0	0	14	Galloway	33	4-8	3-5	2-2	0-1	1	0	1	1	0	4	13
Elder	29	8-16	4-8	2-2	1-0	1	3	1	1	0	0	22	Rich	18	2-3	0-1	2-2	0-2	2	2	3	1	1	0	6
Jack	37	4-8	0-1	2-2	0-2	2	3	6	1	0	2	10	Wafer	29	3-7	1-3	7-11	1-3	4	0	1	2	1	0	14
Dickey	9	0-1	0-0	0-0	0-3	3	2	0	0	1	1	0	Swann	10	1-4	1-2	0-0	1-1	2	2	1	2	0	0	3
West	5	0-0	0-0	2-2	1-0	1	0	2	1	0	2	0	Mims	8	1-3	0-2	0-0	0-1	1	1	0	1	1	0	2
Bynum	13	3-7	1-3	0-0	0-0	0	2	1	0	0	0	7	Wilson	23	1-3	0-1	2-2	1-1	2	2	0	0	0	0	4
Morrow	13	2-6	1-3	2-2	1-2	3	0	0	0	0	0	7	Romero	11	3-4	0-1	0-0	0-1	1	4	0	0	0	0	6
Smith	14	1-3	1-1	3-4	2-1	3	3	0	1	0	0	6	Waleskowski	22	2-6	0-3	0-0	1-1	2	3	2	1	0	0	4
Team					0-1	1							Richardson	2	0-2	0-0	0-0	1-0	1	0	0	1	0	0	0
Totals	200	27-55	7-17	15-19	8-19	27	24	16	12	2	7	76	Totals	200	25-50	5-18	20-31	10-22	32	20	11	14	4	5	75

FG%: Georgia Tech, .491; Florida State, .500
3FG%: Georgia Tech, .412; Florida State, .278
FT%: Georgia Tech, .789; Florida State, .645
Technical Fouls: None

Referees: Karl Hess, Reggie Cofer, Jamie Luckie

Georgia Tech 44 32 — 76
 Florida State 36 39 — 75

GAME NUMBER 28



Clemson 83, Florida State 74

CLEMSON, S.C. – Sharrod Ford scored 21 points and pulled down 14 rebounds as Clemson defeated Florida State, 83-74. The Tigers led 48-36 with just over 11 minutes

to go, but a 17-5 run by the Seminoles tied the game at 53 with just under six minutes to go. The Tigers responded with a dunk by Ford and a 3-pointer by Cheyenne Moore. Clemson would then hit 19 of 24 free throws in the final 4:16 and shot 31-of-47 from the foul line for the game. The Seminoles committed 32 fouls, and three Florida State players fouled out. Moore scored 15 points, while Vernon Hamilton had 12 and Shawan Robinson added 11 for the Tigers. Al Thornton led Florida State with 15 points. Adam Waleskowski added 13 for the Seminoles. Clemson opened the game with a 16-8 lead, but Florida State scored 11 unanswered points to take a 19-18 lead with just over five minutes to go in the half. The two teams were tied at 27 at the break.

Clemson 83, Florida State 74
Littlejohn Coliseum, Clemson, S.C.

Fl. State													Clemson												
Min	FG	3FG	FT	O-D	Reb	F	A	T	B	S	Pts.	Min	FG	3FG	FT	O-D	Reb	F	A	T	B	S	Pts.		
Thornton	22	4-7	1-2	6-10	1-3	4	5	0	3	1	0	15	Babalola	20	1-3	0-2	1-1	1-2	3	5	0	2	0	1	3
Johnson	4	0-1	0-0	0-0	0-0	0	3	0	2	0	1	0	Perry	24	3-5	0-0	1-4	5-1	6	4	4	1	2	0	7
Galloway	33	4-7	2-4	2-2	0-3	3	5	2	4	0	1	12	Ford	25	8-10	0-0	5-7	5-9	14	3	1	1	2	2	21
Rich	26	2-7	1-2	3-4	0-1	1	3	1	1	0	1	8	Hamilton	29	1-4	0-0	10-17	0-4	4	2	2	2	0	1	12
Wafer	17	2-4	0-1	0-2	0-1	1	0	2	1	0	4	4	Hammonds	31	4-9	2-6	0-2	0-1	1	3	4	6	1	1	10
Swann	24	3-9	1-2	1-2	1-1	2	3	2	0	1	8	Moore	23	3-8	3-7	6-6	1-3	4	1	2	2	1	0	15	
Mims	7	1-2	0-0	0-0	0-0	0	1	0	1	0	0	2	Robinson	22	2-6	1-4	6-6	0-1	1	1	2	3	0	1	11
Wilson	15	2-3	2-3	2-2	0-0	0	4	0	0	0	8	Akingbala	15	0-1	0-0	0-2	1-2	3	1	1	1	0	0	0	
Romero	19	2-6	0-0	0-0	2-3	5	1	1	0	0	1	4	Mays	11	2-2	0-0	2-2	0-2	2	0	1	1	0	1	4
Waleskowski	28	5-8	2-4	1-2	1-3	4	5	1	1	1	0	13	Team					1-1	2						
Richardson	5	0-1	0-0	0-0	1-1	2	3	0	0	0	0	0	Totals	200	23-48	6-19	31-47	14-26	40	22	16	19	7	6	83
Team					1-2	3							Totals	200	25-55	9-18	15-24	8-17	25	32	10	16	2	9	74

FG%: Florida State, .455; Clemson, .479
3FG%: Florida State, .500; Clemson, .316
FT%: Florida State, .625; Clemson, .660
Technical Fouls: None

Referees: Bryan Kersey, Les Jones, Bob Donato

Florida State 27 47 — 74
 Clemson 27 56 — 83

GAME NUMBER 27



Miami 65, Florida State 49

TALLAHASSEE, Fla. – Guillermo Diaz scored 19 points and Robert Hite added 17 to lead Miami to a 65-49 win over Florida State. Miami led 30-17 at the half. Al Thornton came

off the bench to lead the Seminoles with 12 points and eight rebounds. Isaiah Swann added 10 points. Anthony Harris had 13 points and William Frisby 11 for Miami while Diaz and Hite led the Hurricanes in rebounds with seven and eight, respectively. Miami shot 45.7 percent, but hit eight of 16 from 3-point distance and had a 40-33 rebound advantage.

Miami 65, Florida State 49
Donald L. Tucker Center, Tallahassee, Fla.


Miami													Fl. State												
Min	FG	3FG	FT	O-D	Reb	F	A	T	B	S	Pts.	Min	FG	3FG	FT	O-D	Reb	F	A	T	B	S	Pts.		
Frisby	29	3-5	0-0	5-6	1-5	6	2	1	1	0	3	11	Johnson	13	2-3	1-1	1-1	1-0	1	1	1	3	0	1	6
King	27	1-3	0-0	0-0	0-3	3	1	3	1	3	1	2	Waleskowski	20	1-3	0-2	2-3	1-2	3	1	2	1	0	0	4
Harris	32	4-8	3-4	2-4	1-1	2	2	4	6	0	0	13	Galloway	39	0-7	0-6	0-0	0-3	3	4	2	3	0	1	0
Diaz	33	7-13	3-7	2-3	0-7	7	1	3	1	0	0	19	Wilson	14	1-3	1-3	0-0	1-0	1	0	1	0	0	0	3
Hite	23	5-8	2-3	5-6	2-6	8	4	1	0	0	1	17	Rich	13	0-4	0-1	0-0	0-0	0	3	0	0	0	0	0
Hamilton	21	1-3	0-0	0-0	2-3	5	2	0	2	1	0	2	Swann	23	4-11	2-6	0-0	1-0	1	3	2	1	0	0	10
Mayhand	5	0-2	0-1	0-0	0-0	0	0	0	0	0	1	0	Mims	12	0-3	0-1	0-0	0-1	1	0	0	0	0	0	0
Okpalobi	9	0-0	0-0	1-4	0-1	1	0	0	0	0	0	1	Thornton	19	6-14	0-0	0-0	3-5	8	3	2	0	0	0	12
Wilkins	18	0-3	0-1	0-0	1-2	3	4	1	0	0	0	0	Wafer	19	2-10	1-8	4-4	0-2	2	0	0	1	0	0	9
Hicks	3	0-1	0-0	0-0	0-0	0	1	0	0	0	0	0	Romero	20	1-4	0-1	1-4	2-1	3	1	0	0	1	0	3
Team					1-4	5							Richardson	8	1-2	0-1	0-0	0-4	4	2	0	1	0	0	2
Totals	200	21-46	8-16	15-23	8-32	40	17	13	12	4	6	65	Totals	200	18-64	5-30	8-12	13-20	33	18	10	10	1	2	49

FG%: Miami, .457; Florida State, .281
3FG%: Miami, .500; Florida State, .167
FT%: Miami, .652; Florida State, .667
Technical Fouls: None

Referees: Mike Wood, Mike Eades, Bon Donato

Miami 30 35 — 65
 Florida State 17 32 — 49

Von Wafer led the Seminoles in scoring with a career-high 12.5 points per game average during the 2004-05 season. He led the team in scoring a team-high 13 times during the season.





GAME NUMBER 29



North Carolina 91, Florida State 76

CHAPEL HILL, N.C. – Sean May scored a career-high 32 points and had 12 rebounds to help No. 2 North Carolina beat Florida State 91-76, giving the Tar Heels at least a share of the Atlantic Coast Conference regular-season title. Freshman Marvin Williams added 17 points, and Raymond Felton had 15 for the Tar Heels. Al Thornton scored 19 points to lead the Seminoles (11-18, 3-12), who have lost nine straight games. North Carolina had all kinds of trouble early with the pesky Seminoles, who seemingly couldn't miss in the first half and led 54-52 with about 13 minutes to play. But the Tar Heels played better defensively in the second half, going ahead to stay on a 3-pointer from Melvin Scott and gradually building a double-digit margin. Felton had 10 assists and five rebounds, while junior reserve David Noel had a career-best eight assists. Florida State certainly surprised the Tar Heels in the first half, shooting 60 percent and hitting eight 3-pointers to lead 44-41 at the break. Adam Waleskowski and Thornton led that effort, combining for 32 points on 13-for-20 shooting.

North Carolina 91, Florida State 76
Dean E. Smith Center, Chapel Hill, N.C.

Fl. State	Min	FG	3FG	FT	O-D	Reb	F	A	T	B	S	Pts.	N. Car.	Min	FG	3FG	FT	O-D	Reb	F	A	T	B	S	Pts.					
Galloway	35	3-5	1-2	0-0	0-3	3	4	6	4	0	4	7	Williams, J.	26	3-7	1-3	0-0	0-2	2	2	0	2	0	0	7					
Thornton	25	8-10	1-1	2-4	1-5	6	1	0	2	1	1	19	May	30	13-15	0-0	6-10	3-9	12	1	0	0	1	1	32					
Johnson	7	2-2	0-0	2-2	1-0	1	3	0	1	0	0	6	Manuel	30	2-4	0-0	4-4	2-0	2	2	1	1	1	0	8					
Wafer	6	0-1	0-1	0-0	0-1	1	1	0	1	0	0	0	Scott	24	2-6	2-6	0-0	1-1	2	1	3	0	0	1	6					
Rich	22	4-11	0-1	0-0	0-3	3	2	2	1	0	1	8	Felton	37	4-10	1-3	6-7	0-5	5	2	10	3	0	4	15					
Waleskowski	27	5-10	3-4	0-0	3-2	5	2	4	1	0	1	13	Williams, M.	24	7-11	2-3	1-2	0-4	4	4	1	3	0	1	17					
Swann	29	4-12	3-8	0-0	1-2	3	2	2	5	0	3	11	Noel	21	2-5	0-1	0-0	1-2	3	0	8	1	0	2	4					
Mims	5	0-1	0-0	2-2	0-0	1	1	2	0	0	2	2	Thomas	3	1-1	0-0	0-0	0-1	1	1	0	3	0	1	2					
Wilson	23	1-5	1-4	0-0	0-0	0	2	3	0	0	0	3	Terry	5	0-0	0-0	0-0	0-0	0	0	0	0	0	1	0					
Richardson	15	2-3	1-1	2-2	1-1	2	0	2	1	0	0	7	Team				2-0	2												
Romero	6	0-0	0-0	0-0	0-0	0	0	0	0	0	0	0	Totals	200	34-59	6-16	17-23	9-24	33	13	23	13	2	11	91					
Team				1-2	3								Referees:												Bryan Kersey, Les Jones, Mike Kitts					
Totals	200	29-60	10-22	8-10	8-19	27	19	20	18	1	1	76	Florida State												44 32 — 76					
FG%:	Florida State, .483; North Carolina, .576												North Carolina											41 50 — 91						
3FG%:	Florida State, .455; North Carolina, .375																													
FT%:	Florida State, .800; North Carolina, .739																													
Technical Fouls:	None																													

GAME NUMBER 31



NC State 70, Florida State 54

WASHINGTON, D.C. – Ilian Evtimov had five 3-pointers in the first half and scored 18 points, helping NC State hold off Florida State 70-54 in the opening round of the Atlantic Coast Conference tournament. Engin Atsur added 17 for the Wolfpack. Julius Hodge had 14 points and seven assists. Anthony Richardson led the Seminoles with 16, but leading scorer Von Wafer had only two, 10 below his average. The Wolfpack stretched their lead to 24 points in the second half before the Seminoles used a furious rally to get to 59-51. Al Thornton capped the comeback with a put-back before N.C. State finished off their fourth straight opening-round victory at the free-throw line.

NC State 70, Florida State 54
MCI Center, Washington, D.C.

Fl. State	Min	FG	3FG	FT	O-D	Reb	F	A	T	B	S	Pts.	NC State	Min	FG	3FG	FT	O-D	Reb	F	A	T	B	S	Pts.								
Thornton	25	3-7	0-2	2-6	3-4	7	4	0	4	2	0	8	Evtimov	38	6-13	5-11	1-5	1-2	3	3	1	3	0	3	18								
Johnson	9	1-2	0-0	0-2	1-2	3	0	0	1	0	0	2	Hodge	38	5-10	1-2	3-4	0-1	1	3	7	2	1	0	14								
Galloway	33	2-7	0-1	5-8	0-1	1	3	1	1	0	3	9	Brackman	22	0-1	0-0	0-0	0-4	4	3	0	1	1	1	0								
Wilson	15	0-0	0-0	0-0	3-0	3	3	0	0	0	0	0	Atsur	38	5-10	3-7	4-4	2-7	9	2	3	0	0	0	17								
Rich	25	2-6	0-1	0-0	1-3	4	2	1	0	1	1	4	Bethle	17	2-3	1-2	1-1	0-3	3	2	2	1	0	2	6								
Griffin	4	0-1	0-0	2-3	0-1	1	0	0	0	0	0	2	Grant	6	0-0	0-0	1-4	0-2	2	0	0	1	0	0	1								
Swann	14	2-5	0-3	0-0	0-1	1	5	1	2	0	1	4	Bennerman	25	3-9	0-3	6-7	0-2	2	3	2	1	1	1	12								
Mims	8	1-3	1-2	4-4	0-1	1	0	0	1	0	0	7	Watkins	14	1-3	0-1	0-0	0-1	1	1	1	0	0	1	2								
Wafer	21	1-6	0-3	0-0	1-2	3	0	1	2	0	0	2	Simmons	2	0-0	0-0	0-0	0-0	0	0	0	0	0	0	0								
Romero	4	0-1	0-1	0-0	0-1	1	0	0	1	0	0	0	Team					2-4	6														
Waleskowski	12	0-3	0-1	0-0	0-1	1	1	0	1	0	0	0	Totals	200	22-49	10-26	16-25	5-26	31	17	16	9	3	8	70								
Richardson	30	6-9	2-4	2-2	2-7	9	1	1	0	2	1	16	Referees:													Mike Wood, Mike Eades, Reggie Cofer							
Team													Florida State													19 35 — 54							
Totals	200	18-50	3-18	15-25	11-26	37	21	6	14	4	6	54	NC State													33 37 — 70							
FG%:	Florida State, .360; NC State, .449																																
3FG%:	Florida State, .167; NC State, .385																																
FT%:	Florida State, .600; NC State, .640																																
Technical Fouls:	None																																

GAME NUMBER 30




Florida State 68, Virginia 63


TALLAHASSEE, Fla. – Adam Waleskowski's 12 points led four players in double figures as Florida State defeated Virginia 68-63 and snapped its longest losing streak in 20 years at nine games. Florida State led 32-21 at halftime and built a 20-point lead early in the second half at 47-27. Virginia pulled to within 57-54 on Gary Forbes' fourth 3-point shot of the second half with 2:51 left, but Florida State's Al Thornton answered with a running jumper underneath the basket with 2:27 left. Two free throws by Devin Smith with 1:26 left pulled Virginia to within 61-58, but Florida State hit seven free throws in the final minute to gain the victory. Smith led all scorers with 22 points to go along with a game-high 10 rebounds while Forbes added 17, all in the second half. Anthony Richardson added 11 points while Jason Rich and Al Thornton finished with 10 each.

Florida State 68, Virginia 63
Donald L. Tucker Center, Tallahassee, Fla.

Virginia	Min	FG	3FG	FT	O-D	Reb	F	A	T	B	S	Pts.	Fl. State	Min	FG	3FG	FT	O-D	Reb	F	A	T	B	S	Pts.											
Smith	31	8-19	4-11	2-2	3-7	10	3	0	1	0	0	22	Waleskowski	25	4-8	1-3	3-4	0-6	6	3	1	1	1	1	12											
Brown	16	2-4	0-1	0-1	1-2	3	1	0	1	0	0	4	Richardson	27	3-5	0-2	5-6	0-4	4	2	4	1	0	0	11											
Bannister	28	1-4	0-1	0-2	0-3	3	5	6	3	0	1	2	Galloway	25	3-8	1-6	1-2	0-2	2	3	0	1	0	0	8											
Forbes	31	6-17	4-8	1-2	3-3	6	3	0	3	0	1	17	Wilson	25	2-7	2-6	3-4	1-6	7	1	2	0	1	0	9											
Singletary	35	3-7	1-2	4-4	2-4	6	2	3	2	0	1	11	Rich	29	4-8	0-1	2-3	3-2	5	2	2	3	0	0	10											
Reynolds	21	0-6	0-3	3-4	1-3	4	2	2	0	0	1	3	Swann	16	0-1	0-1	0-0	0-4	4	1	2	2	0	0	0											
Soroye	8	1-1	0-0	0-0	1-2	3	2	1	0	0	2	2	Mims	13	0-1	0-0	2-2	0-1	1	1	0	0	1	1	2											
Joseph	9	1-2	0-0	0-0	1-0	1	1	0	0	0	1	2	Thornton	13	4-8	0-0	2-2	1-0	1	3	0	0	0	0	10											
Cain	18	0-2	0-1	0-0	1-1	2	2	0	0	1	1	0	Wafer	12	0-3	0-3	0-0	0-1	1	2	2	0	0	1	0											
Minter	3	0-0	0-0	0-0	0-0	0	1	0	0	1	0	0	Romero	4	1-1	0-0	0-0	0-1	1	2	0	0	0	0	2											
Team					1-2	3							Johnson	11	2-3	0-1	0-0	0-2	2	0	0	0	0	2	4											
Totals	200	22-62	9-27	10-15	14-27	41	22	10	4	6	63	Team					1-1	2																		
FG%:	Virginia, .355; Florida State, .434												Totals	200	23-53	4-23	18-23	6-30	36	19	14	10	4	4	68											
3FG%:	Virginia, .333; Florida State, .174												Referees:																							
FT%:	Virginia, .667; Florida State, .783												Virginia																							
Technical Fouls:	None												Florida State																							

Alexander Johnson led Florida State in scoring five times and in rebounding 10 times during his sophomore season. He started 29 games during the 2004-05 season.





Adam Waleskowsky scored a team-high 12 points on "Senior Day" to lead Florida State over Virginia, 68-63, on March 6, 2005. He led the Seminoles in scoring three times as a senior.

2004-05 STATISTICS

INDIVIDUAL STATISTICS – ALL GAMES

Record: 12-19 Home: 9-7 Away: 2-10 Neutral: 1-2

Player	G-GS	Min-Avg.	Field Goals		3-Point		Free Throws		Rebounds			PF-DQ	AT	TO	BL	ST	Pts.-Avg
			FG-FGA	Pct.	3P-A	Pct.	FT-FTA	Pct.	Off	Def	Tot-Avg.						
Wafer, V.	29-22	758-26.1	124-284	.437	65-164	.396	49-68	.721	5	68	73-2.5	33-0	48	49	8	30	362-12.5
Thornton, A.	29-4	522-18.0	101-186	.543	4-14	.286	57-106	.538	48	80	128-4.4	69-3	20	40	18	14	263-9.1
Waleskowski, A.	31-8	672-21.7	90-183	.492	21-50	.420	58-78	.744	42	94	136-4.4	76-3	25	61	14	19	259-8.4
Johnson, A.	30-29	525-17.5	76-167	.455	3-9	.333	50-87	.575	45	83	128-4.3	84-2	16	69	16	23	205-6.8
Richardson, A.	29-8	452-15.6	67-132	.508	14-43	.326	37-45	.822	30	72	102-3.5	27-0	21	28	16	14	185-6.4
Galloway, T.	31-31	804-25.9	65-151	.430	29-81	.358	31-47	.660	5	58	63-2.0	65-1	92	73	2	35	190-6.1
Rich, J.	30-11	584-19.5	64-156	.410	6-27	.222	29-41	.707	22	39	61-2.0	57-1	46	35	7	22	136-5.4
Swann, I.	31-0	513-16.5	58-139	.417	17-51	.333	28-37	.757	11	49	60-1.9	68-1	62	80	3	24	161-5.2
Romero, D.	31-14	441-14.2	40-83	.482	6-17	.353	31-55	.564	26	52	78-2.5	41-1	12	26	8	10	117-3.8
Wilson, A.	31-28	652-21.0	34-96	.354	27-76	.355	14-19	.737	29	42	71-2.3	57-2	27	15	1	6	109-3.5
Griffin, A.	9-0	50-5.6	11-22	.500	3-5	.600	3-9	.333	2	5	7-0.8	5-0	3	2	4	1	28-3.1
Mims, R.	29-0	268-9.2	24-69	.348	5-20	.250	29-34	.853	10	26	36-1.2	18-0	20	14	3	18	82-2.8
Engstrom, B.	4-0	9-1.8	2-3	.667	0-0	.000	0-0	.000	0	0	0-0	0-0	2	0	0	0	4-1.0
Team									34	51	85-2.7	1		4			
FSU	31	6,250	756-1,671	.452	200-557	.359	416-626	.665	309	719	1,028-33.2	601-14	394	496	100	216	2,218-68.6
Opponents	31	6,250	746-1,736	.430	229-677	.338	449-667	.673	368	702	1,070-34.5	599-14	402	454	97	251	2,170-70.0

INDIVIDUAL STATISTICS – ACC GAMES ONLY

Record: 4-12 (10th place) Home: 3-5 Away: 1-7

Player	G-GS	Min-Avg.	Field Goals		3-Point		Free Throws		Rebounds			PF-DQ	AT	TO	BL	ST	Pts.-Avg
			FG-FGA	Pct.	3P-A	Pct.	FT-FTA	Pct.	Off	Def	Tot-Avg.						
Wafer, V.	16-13	421-26.3	70-167	.419	38-94	.404	35-43	.814	2	40	42-2.6	15-0	20	27	4	15	213-13.3
Thornton, A.	16-3	297-18.6	62-112	.554	4-10	.400	33-51	.647	26	44	70-4.4	42-3	12	23	9	5	161-10.1
Waleskowski, A.	16-7	347-21.7	45-93	.484	12-29	.414	31-43	.721	23	49	72-4.5	39-2	16	30	4	11	133-8.3
Galloway, T.	16-16	441-27.6	32-79	.405	14-47	.298	19-25	.760	4	41	45-2.8	39-1	49	40	1	16	97-6.1
Johnson, A.	16-15	272-17.0	35-79	.443	2-4	.500	24-39	.615	20	31	51-3.2	47-2	9	33	6	11	96-6.0
Swann, I.	16-0	272-17.0	33-81	.407	13-34	.382	5-8	.625	10	19	29-1.8	31-0	24	45	0	10	84-5.3
Richardson, A.	16-6	224-14.0	28-60	.467	8-23	.348	15-18	.833	11	32	43-2.7	16-0	11	12	7	5	79-4.9
Rich, J.	16-6	327-20.4	29-79	.367	2-11	.182	14-22	.636	10	27	37-2.3	32-1	21	21	5	7	74-4.6
Wilson, A.	16-13	355-22.2	19-54	.352	15-42	.357	13-15	.867	13	20	33-2.1	31-1	14	4	1	3	66-4.1
Romero, D.	16-1	187-11.7	15-34	.441	2-7	.286	8-18	.444	9	16	25-1.6	19-0	7	7	2	4	40-2.5
Mims, R.	15-0	94-6.3	6-24	.250	0-6	.000	8-8	1.000	2	8	10-0.7	9-0	3	7	1	4	20-1.3
Griffin, A.	2-0	11-5.5	1-4	.250	0-2	.000	0-2	.000	0	2	2-1.0	0-0	0	0	2	0	2-1.0
Engstrom, B.	1-0	2-2.0	0-0	.000	0-0	.000	0-0	.000	0	0	0-0.0	0-0	0	0	0	0	0-0.0
Team									17	26	43-2.7	1		4			
FSU	16	3250	375-866	.433	110-309	.356	205-292	.702	147	355	502-31.4	321-10	186	253	42	91	1065-66.6
Opponents	16	3250	410-921	.445	106-327	.324	255-371	.687	206	378	584-36.5	292	218	210	55	133	1181-73.8

OPPONENT RANKINGS – ALL GAMES

Date	Ranking	Opponent	Site	W/L	Score
Dec. 19, 2004	No.23	Maryland	College Park, Md.	L	88-90 (OT)
Jan. 18, 2005	No.3	Wake Forest	Tallahassee, Fla.	W	91-83 (OT)
Jan. 22, 2005	No.4	Duke	Tallahassee, Fla.	L	56-88
Feb. 2, 2005	No.25	Georgia Tech	Atlanta, Ga.	L	61-64
Feb. 6, 2005	No.2	North Carolina	Tallahassee, Fla.	L	60-81
Feb. 12, 2005	No.6	Wake Forest	Winston-Salem, N.C.	L	48-87
March 3, 2005	No.2	North Carolina	Chapel Hill, N.C.	L	76-91

SCORE BY HALVES

ALL GAMES	Score by Halves				Deadball Rebounds
	1	2	OT	Total	
FSU	1032	1073	23	2128	119
Opponents	986	1167	17	2170	117

ACC GAMES	Score by Halves				Deadball Rebounds
	1	2	OT	Total	
FSU	520	522	23	1065	65
Opponents	538	626	17	1181	65



Todd Galloway recorded six assists in the Seminoles' 82-69 victory over Florida on Jan. 2, 2005. He led the team with a 3.0 assists per game average as a junior.



2004-05 STATISTICS

GAME-BY-GAME SUMMARY

Overall Record: 12-19; Atlantic Coast Conference: 4-12

Date	Opponent	W/L	Score	Record	ACC	Att.	High Scorer	High Rebounder	Opp High Scorer	Opp High Reb.
Nov. 19	Texas Southern	W	71-62	2-0	0-0	7,011	Romero.....18	Romero.....9	Walker.....18	Sneed.....7
Nov. 22	Tx A&M-Cor Chr	L	67-70	2-1	0-0	5,587	Thornton.....15	Romero.....5 Thornton.....5	Bailey.....29	Bailey.....7
Nov. 24	Shawnee State	W	88-65	3-1	0-0	4,650	Johnson.....14	Johnson.....9	Davenport.....16	Davenport.....9
Nov. 27	vs. Kent State	L	59-69	3-2	0-0	500	Rich.....11	Thornton.....6	DeAndre.....14	Cutley.....7
Nov. 28	vs. TCU	L	70-71	3-3	0-0	500	Johnson.....9 Swann.....9	Johnson.....8	Shropshire.....17	Stubbs.....6
Nov. 30	@Minnesota	W	70-69	4-3	0-0	9,081	Johnson.....19	Romero.....6	Grier.....23	Stamper.....6
Dec. 4	@Ole Miss	W	69-64	5-3	0-0	2,488	Johnson.....12 Rich.....12	Johnson.....7	Nolen.....14 Johnson.....14	Eddie.....9
Dec. 12	FIU	L	60-65	5-4	0-0	5,642	Johnson.....11	Johnson.....5 Waleskowski.....5	N'Diaye.....22	N'Diaye.....9 Almonte.....9
Dec. 16	South Alabama	W	83-52	6-4	0-0	4,784	Waleskowski.....24	Romero.....7 Johnson.....7	Smith.....13	Ba.....5
Dec. 19	@Maryland	L	88-90	6-5	0-1	17,950	Waleskowski.....23	Waleskowski.....14	Gilchrist.....21	Gilchrist.....13
Dec. 21	Jacksonville	W	101-57	7-5	0-1	4,758	Wafer.....17	Richardson.....11	Cool.....12	Lee.....5 Quaintance.....5
Dec. 23	Stetson	W	71-61	7-5	0-1	4,762	Wafer.....22	Richardson.....10	Register.....17	Djordjic.....8
Dec. 30	@LSU	L	50-67	7-6	0-1	4,527	Rich.....10	Romero.....6	Minor.....23	Hudson.....8
Jan. 2	Florida	W	82-69	8-6	0-1	6,632	Wafer.....20	Thornton.....9	Roberson.....22	Horford.....4
Jan. 8	Virginia Tech	W	77-70	9-6	1-1	8,818	Wafer.....21	Waleskowski.....6	Dowdell.....18	Collins.....7
Jan. 12	Clemson	L	54-56	9-7	1-2	7,293	Johnson.....20	Johnson.....3 Waleskowski.....3 Wafer.....3 Richardson.....3	Hammonds.....12	Ford.....12
Jan. 15	@Miami	L	63-64	9-8	1-3	6,323	Wafer.....25	Waleskowski.....7	Diaz.....19	Frisby.....12
Jan. 18	Wake Forest	W	91-83	10-8	2-3	7,472	Wafer.....30	Thornton.....10	Paul.....29	Paul.....9
Jan. 22	Duke	L	56-88	10-9	2-4	12,111	Swann.....13	Wilson.....5	Redick.....31	Williams.....13
Jan. 26	vs. NC State	W	70-64	11-9	3-4	17,116	Wafer.....23	Thornton.....7	Hodge.....14	Grant.....10
Feb. 2	@Georgia Tech	L	61-64	11-10	3-5	9,191	Wafer.....18	Richardson.....7	Bynum.....19	Schenscher.....8
Feb. 6	North Carolina	L	60-81	11-11	3-6	8,861	Wafer.....14	Galloway.....7	McCants.....16	May.....8
Feb. 9	@Virginia	L	55-56	11-12	3-7	6,891	Wafer.....16	Johnson.....10	Brown.....13	Brown.....6
Feb. 12	@Wake Forest	L	48-87	11-13	3-8	14,383	Wafer.....16	Johnson.....5	Gray.....20	Williams.....14
Feb. 15	@Massachusetts	L	68-78	11-14	3-8	4,690	Wafer.....16	Johnson.....7	Maxwell.....19	Maxwell.....5 Freeman.....5
Feb. 20	Georgia Tech	L	75-76	11-15	3-9	7,542	Thornton.....20	Thornton.....7	Elder.....22	Schenscher.....6
Feb. 22	Miami	L	49-65	11-16	3-10	7,574	Thornton.....12	Thornton.....8	Diaz.....19	Hite.....8
Feb. 27	@Clemson	L	74-83	11-17	3-11	7,000	Thornton.....15	Romero.....5	Ford.....21	Ford.....14
March 3	@North Carolina	L	76-91	11-18	3-12	21,243	Thornton.....19	Thornton.....6	May.....32	May.....12
March 6	Virginia	W	68-63	12-18	4-12	4,797	Waleskowski.....12	Waleskowski.....6	Smith.....22	Smith.....10
March 10	@NC State	L	54-70	12-19	4-12	20,301	Richardson.....16	Richardson.....9	Evtimov.....18	Atsur.....9

Total Attendance: 275,226
Average: 8,878

Home Attendance: 108,114
Average: 6,757

Away Attendance: 142,184
Average: 10,578

Neutral Attendance: 25,828
Average: 6,457

Home Games: 16
Away Games: 1

Neutral Games: 4
Total Games: 27

SEASON SUPERLATIVES

30-Point Games

Von Wafer, 1

(30 vs. Wake Forest, Jan. 18, 2005)

20-Point Games

Von Wafer, 5

(22, vs. Stetson, Dec. 23, 2004); (20, vs. Florida, Jan. 2, 2005); (21, vs. Virginia Tech, Jan. 8, 2005); (25, vs. Miami, Jan. 15, 2005); (23, vs. NC State, Jan. 26, 2005)

Al Thornton, 2

(26, vs. Wake Forest, Jan. 18, 2005); (20, vs. Georgia Tech, Feb. 20, 2005)

Adam Waleskowski, 2

(24, vs. South Alabama, Dec. 16, 2004); (23, vs. Maryland, Dec. 19, 2004)

Todd Galloway, 1

(21, vs. Wake Forest, Jan. 18, 2005)

Alexander Johnson, 1

(20, vs. Clemson, Jan. 12, 2005)

10-Rebound Games

Al Thornton, 2

(13, vs. Maryland, Dec. 19, 2004); (10, vs. Wake Forest, Jan. 18, 2005)

Anthony Richardson, 2

(11, vs. Jacksonville, Dec. 21, 2004); (10, vs. Stetson, Dec. 23, 2004)

Adam Waleskowski, 1

(14, vs. Maryland, Dec. 19, 2004)

Alexander Johnson, 1

(10, vs. Virginia, Feb. 9, 2005)

Games As Leading Scorer

Von Wafer, 13

(19, vs. Minnesota, Nov. 11, 2004); (17, vs. Jacksonville, Dec. 21, 2004); (22, vs. Stetson, Dec. 23, 2004); (20, vs. Florida, Jan. 2, 2005); (21, vs. Virginia Tech, Jan. 8, 2005); (25, vs. Miami, Jan. 25, 2005); (30, vs. Wake Forest, Jan. 18, 2005); (23, vs. NC State, Jan. 26, 2005); (18, vs. Georgia Tech, Feb. 2, 2005); (14, vs. North Carolina, Feb. 6, 2005); (16, vs. Virginia, Feb. 9, 2005); (16, vs. Wake Forest, Feb. 12, 2005); (16, vs. Massachusetts, Feb. 15, 2005)

Al Thornton, 5

(15, vs. Texas A&M-C.C., Nov. 22, 2004); (20, vs. Georgia Tech, Feb. 20, 2005); (12, vs. Miami, Feb. 22, 2005); (15, vs. Clemson, Feb. 27, 2005); (19, vs. North Carolina, March 3, 2005)

(continued on page 114)



2004-05 STATISTICS

SEASON SUPERLATIVES

Games As Leading Scorer (continued from page 113)**Alexander Johnson, 5**

(14, vs. Shawnee State, Nov. 24, 2004); (9, vs. TCU, Nov. 28, 2004); (12, vs. Ole Miss, Dec. 4, 2004); (11, vs. Florida International, Dec. 12, 2004); (20, vs. Clemson, Jan. 12, 2005)

Jason Rich, 3

(11, vs. Kent State, Nov. 27, 2004); (12, vs. Ole Miss, Dec. 4, 2004); (10, vs. LSU, Dec. 30, 2004)

Adam Waleskowski, 3

(24, vs. South Alabama, Dec. 16, 2004); (23, vs. Maryland, Dec. 19, 2004); (12, vs. Virginia, March 6, 2005)

Isaiah Swann, 2

(9, vs. TCU, Nov. 28, 2004); (13, vs. Duke, Jan. 22, 2005)

Diego Romero, 1

(18, vs. Texas Southern, Nov. 19, 2004)

Anthony Richardson, 1

(16, vs. NC State, March 10, 2005)

Games As Leading Rebounder**Alexander Johnson, 9**

(9, vs. Shawnee State, Nov. 24, 2005); (8, vs. TCU, Nov. 28, 2004); (7, vs. Ole Miss, Dec. 4, 2004); (5, vs. Florida International, Dec. 12, 2004); (7, vs. South Alabama, Dec. 16, 2004); (3, vs. Clemson, Jan. 12, 2005); (10, vs. Virginia, Feb. 9, 2005); (5, vs. Wake Forest, Feb. 12, 2005); (7 vs. Massachusetts, Feb. 15, 2005)

Al Thornton, 8

(5, vs. Texas A&M-C.C., Nov. 22, 2004); (6, vs. Kent State, Nov. 27, 2004); (6, vs. LSU, Dec. 30, 2004); (10, vs. Wake Forest, Jan. 18, 2005); (7, vs. NC State, Jan. 26, 2005); (7, vs. Georgia Tech, Feb. 20, 2005); (8, vs. Miami, Feb. 22, 2005); (6, vs. North Carolina, March 3, 2005)

Adam Waleskowski, 6

(5, vs. Florida International, Dec. 12, 2004); (14, vs. Maryland, Dec. 19, 2004); (6, vs. Virginia Tech, Jan. 8, 2005); (3, vs. Clemson, Jan. 12, 2005); (7, vs. Miami, Jan. 15, 2005); (4, vs. Virginia, March 6, 2005)

Diego Romero, 6

(9, vs. Texas Southern, Nov. 19, 2004); (5, vs. Texas A&M-C.C., Nov. 22, 2004); (6, vs. Minnesota, Nov. 30, 2004); (7, vs. South Alabama, Dec. 16, 2004); (6, vs. LSU, Dec. 30, 2004); (5, vs. Clemson, Feb. 27, 2005)

Anthony Richardson, 5

(11, vs. Jacksonville, Dec. 21, 2004); (10, vs. Stetson, Dec. 23, 2004); (3, vs. Clemson, Jan. 12, 2005); (7, vs. Georgia Tech, Feb. 2, 2005); (9, vs. NC State, March 10, 2005)

Andrew Wilson, 1

(5, vs. Duke, Jan. 22, 2005)

Von Wafer, 1

(3, vs. Clemson, Jan. 12, 2005)

Todd Galloway, 1

(7, vs. North Carolina, Feb. 6, 2005)

Double-Doubles**Al Thornton, 2**

(16 points and 13 rebounds, vs. Maryland, Dec. 19, 2004); (26 points and 10 rebounds, vs. Wake Forest, Jan. 18, 2005)

Anthony Richardson, 2

(10 points and 11 rebounds, vs. Jacksonville, Dec. 21, 2004); (16 points and 10 rebounds, vs. Stetson, Dec. 23, 2004)

Adam Waleskowski, 1

(23 points and 14 rebounds, vs. Maryland, Dec. 19, 2004)

GAME-BY-GAME – POINTS, REBOUNDS, ASSISTS

Opponent	Engstrom	Galloway	Griffin	Johnson	Mims	Rich	Richardson	Romero	Swann	Thornton	Wafer	Waleskowski	Wilson
Texas Southern	DNP	4-1-2	4-1-1	3-6-0	17-7-1	DNP	2-5-0	18-9-0	8-1-1	6-6-0	DNP	5-5-0	4-2-1
Texas A&M-Corpus Christi	DNP	10-1-2	DNP	4-2-0	6-0-4	2-1-0	DNP	10-5-0	3-3-1	15-5-1	10-2-0	5-2-1	DNP
Shawnee State	0-0-0	8-1-2	2-0-1	14-9-3	7-3-0	8-1-4	9-2-1	5-1-0	DNP	6-3-2	10-4-0	10-5-3	3-1-1
Kent State	DNP	3-0-1	DNP	4-2-2	0-2-1	11-0-2	4-1-1	8-5-1	10-2-3	2-6-1	7-2-2	10-4-1	0-1-1
@ TCU	DNP	8-0-3	0-1-0	9-8-0	7-4-3	3-1-1	6-3-1	6-5-1	9-5-1	8-0-0	6-1-2	5-6-0	3-2-2
@ Minnesota	DNP	10-1-3	DNP	2-3-0	0-1-1	0-0-1	4-1-0	6-6-0	6-0-1	12-4-1	19-2-4	5-3-1	6-3-2
Ole Miss	DNP	8-0-3	DNP	12-7-0	0-0-0	12-1-0	10-4-1	5-1-0	3-3-6	5-4-1	8-0-4	3-5-0	3-3-1
Florida International	DNP	5-0-2	DNP	11-5-0	3-1-0	7-0-1	10-3-1	4-2-1	8-4-2	4-4-1	DNP	5-5-0	3-3-1
South Alabama	2-0-0	3-3-2	2-1-0	10-7-2	4-2-3	11-2-2	DNP	3-7-0	6-2-4	12-7-1	3-4-3	24-6-0	3-6-0
@ Maryland	DNP	2-1-1	DNP	6-4-1	0-0-0	9-4-1	2-1-0	2-2-1	12-3-1	16-13-0	8-6-1	23-14-2	8-4-3
Jacksonville	2-0-1	6-2-4	14-1-1	16-3-0	11-1-3	8-4-4	10-11-1	4-3-3	4-2-4	DNP	17-2-1	9-3-2	0-1-0
Stetson	DNP	5-3-3	2-0-0	DNP	0-1-0	3-1-1	16-10-1	3-4-0	2-2-1	DNP	22-2-6	13-5-0	5-3-1
@ LSU	DNP	1-1-3	DNP	5-6-1	DNP	10-2-2	7-2-1	5-3-0	2-2-1	0-1-0	9-3-1	6-3-0	5-3-0
Florida	DNP	2-2-6	DNP	10-9-0	0-0-0	4-3-2	7-3-0	0-0-0	1-1-1	17-9-0	20-5-3	18-8-2	3-2-0
VT	DNP	8-1-4	DNP	6-4-1	0-0-0	0-0-2	4-4-1	1-1-0	7-1-1	7-2-0	21-1-3	13-6-0	10-4-0
Clemson	DNP	4-2-1	DNP	20-3-1	2-1-0	5-2-0	5-3-1	0-2-1	3-2-2	2-1-0	5-3-1	5-3-0	3-1-0
@ Miami	DNP	0-1-1	DNP	5-1-1	4-3-1	2-3-0	10-4-0	2-1-0	9-4-5	0-0-0	25-2-0	6-7-2	0-2-0
Wake Forest	DNP	21-8-4	DNP	4-3-2	0-1-0	0-5-2	0-0-0	0-1-1	0-1-1	26-10-4	30-2-1	5-1-0	5-2-2
Duke	DNP	4-1-2	2-0-0	9-4-0	2-0-0	0-1-0	4-0-0	4-3-0	13-3-1	2-1-1	10-2-0	2-4-0	4-5-0
@ NC State	DNP	4-4-5	DNP	11-2-0	0-0-0	4-2-2	6-2-0	0-0-0	0-0-0	12-7-1	23-3-3	7-4-0	3-3-1
@ Georgia Tech	DNP	4-3-2	DNP	5-4-2	0-0-0	5-3-1	9-7-0	10-0-1	2-0-1	6-5-1	18-5-2	2-2-1	0-0-0
North Carolina	DNP	5-7-4	DNP	4-1-0	0-1-0	2-3-0	13-3-2	5-3-2	0-0-0	8-1-0	14-4-3	9-5-1	0-1-0
@ Virginia	DNP	5-2-9	DNP	4-10-0	DNP	4-1-3	6-4-0	1-0-0	6-0-0	2-2-0	16-5-1	8-3-0	3-1-2
@ Wake Forest	0-0-0	0-3-5	0-2-0	3-5-0	4-1-0	11-2-2	0-2-1	0-2-0	0-1-2	4-2-0	16-0-0	7-3-0	3-0-0
@ UMass	DNP	11-2-6	DNP	7-7-0	0-0-0	6-4-1	5-5-0	0-0-0	5-2-2	7-2-1	16-1-3	8-3-0	3-2-1
Georgia Tech	DNP	13-1-1	DNP	3-6-0	2-1-0	6-2-3	0-1-0	6-1-0	3-2-1	20-7-3	14-4-1	4-2-2	4-2-0
Miami	DNP	0-3-2	DNP	6-1-1	0-1-0	0-0-0	2-4-0	3-3-0	10-1-2	12-8-2	9-2-0	4-3-2	3-1-1
@ Clemson	DNP	12-3-2	DNP	0-0-0	2-0-0	8-1-1	0-2-0	4-5-1	8-2-3	15-4-0	4-1-2	13-4-1	8-0-0
@ UNC	DNP	7-3-6	DNP	6-1-0	2-0-1	8-3-2	7-2-2	0-0-0	11-3-2	19-6-0	0-1-0	13-5-4	3-0-3
Virginia	DNP	8-2-0	DNP	4-2-0	2-1-1	10-5-2	11-4-4	2-1-0	0-4-2	10-1-0	0-1-2	12-6-1	9-7-2
(n) NC State	DNP	9-1-1	2-1-0	2-3-0	7-1-0	4-4-2	16-9-1	0-1-0	4-1-1	8-7-0	2-3-1	0-1-0	0-3-0



2004-05 STATISTICS

GAME-BY-GAME TEAM STATISTICS

Teams	FGM-FGA	Pct.	3PM-3PA	Pct.	FTM-FTA	Pct.	Ast	TO	Blk	Stl	PF-D	OR-DR	Reb	Half	Final
Texas Southern	24-68	.353	6-30	.200	8-11	.727	3	13	4	10	27-0	15-23	38	26	62
Florida State	24-55	.436	4-16	.250	19-34	.559	6	16	5	7	16-0	15-31	46	33	71
Corpus Christi	24-49	.490	9-16	.563	13-19	.684	14	21	5	8	21-1	10-23	33	32	70
Florida State	22-52	.423	7-18	.389	16-23	.696	12	17	2	8	20-0	9-17	26	36	67
Shawnee State	22-55	.400	9-22	.409	12-22	.545	10	20	1	6	20-1	14-19	33	24	65
Florida State	35-59	.593	6-13	.462	12-21	.571	23	12	5	13	15-0	11-21	32	39	88
Kent State	24-58	.414	7-27	.259	14-17	.824	15	15	1	8	14-1	13-26	39	28	69
Florida State	26-56	.464	3-17	.176	4-8	.500	16	15	2	9	18-0	7-23	30	32	59
Florida State	23-48	.479	5-17	.294	19-25	.760	14	22	7	7	23-0	7-32	39	33	70
TCU	22-56	.393	11-25	.440	16-27	.593	19	18	0	4	25-0	10-22	32	29	71
Florida State	27-53	.509	8-15	.533	8-11	.727	15	16	5	9	14-0	8-20	28	38	70
Minnesota	26-59	.441	10-21	.476	7-9	.778	12	15	4	9	13-0	13-20	33	41	69
Florida State	26-46	.565	7-13	.538	10-19	.526	16	18	6	8	13-0	8-25	33	44	69
Ole Miss	24-62	.387	9-31	.290	7-12	.583	13	13	1	6	19-2	15-18	33	28	64
FIU	16-44	.364	4-16	.250	29-41	.707	9	20	1	6	31-0	16-25	41	24	65
Florida State	17-49	.347	4-15	.267	22-38	.579	9	13	2	9	28-2	14-17	31	22	60
South Alabama	17-58	.293	7-22	.318	11-20	.550	7	15	1	9	27-5	10-15	25	23	52
Florida State	30-55	.545	6-16	.375	17-29	.586	17	21	2	5	24-0	15-33	48	32	83
Florida State	31-71	.437	5-15	.333	21-32	.656	11	25	5	7	26-1	21-35	56	35	88
Maryland	30-75	.400	4-18	.222	26-37	.703	17	15	8	12	26-1	16-28	44	42	90 (ot)
Jacksonville	20-51	.392	6-28	.214	11-21	.524	10	27	2	3	13-0	12-21	33	29	57
Florida State	40-69	.580	8-19	.421	13-18	.722	24	10	4	17	15-0	11-25	36	46	101
Stetson	20-49	.408	7-20	.350	14-18	.778	7	18	1	9	24-0	8-21	29	27	61
Florida State	23-54	.426	8-24	.333	17-23	.739	13	16	4	4	19-0	9-24	33	36	71
Florida State	18-50	.360	4-14	.286	10-16	.625	9	16	7	8	15-0	7-23	30	27	50
LSU	24-58	.414	10-24	.417	9-11	.818	19	15	6	9	21-1	12-30	42	35	67
Florida	23-50	.460	10-24	.417	13-25	.520	13	12	5	11	23-1	5-15	20	32	69
Florida State	27-53	.509	9-15	.600	19-28	.679	14	21	1	7	22-1	16-28	44	45	82
Virginia Tech	24-56	.429	6-20	.300	16-25	.640	9	19	1	11	23-1	14-15	29	38	70
Florida State	24-41	.585	11-19	.579	18-23	.783	12	28	2	6	20-0	4-22	26	45	77
Clemson	20-57	.351	6-22	.273	10-18	.556	12	17	1	12	20-1	18-17	35	27	56
Florida State	17-36	.472	4-13	.308	16-23	.696	7	22	4	4	17-0	5-20	25	26	54
Florida State	25-63	.397	8-24	.333	5-5	1.000	10	11	1	5	16-1	11-20	31	32	63
Miami	22-53	.415	4-18	.222	16-22	.727	7	15	9	6	10-0	14-27	41	31	64
Wake Forest	27-60	.450	9-29	.310	20-21	.952	13	15	1	4	19-2	10-24	34	32	83
Florida State	33-66	.500	12-24	.500	13-19	.684	17	9	2	7	22-1	11-24	35	46	91 (ot)
Duke	31-56	.554	11-23	.478	15-18	.833	14	10	1	8	12-0	11-26	37	44	88
Florida State	19-57	.333	4-16	.250	14-19	.737	4	11	1	9	14-1	14-14	28	26	56
Florida State	22-45	.489	8-16	.500	18-22	.818	12	10	4	4	22-0	6-22	28	33	70
NC State	21-50	.420	9-24	.375	13-23	.565	12	9	2	4	21-0	11-28	29	25	64
Florida State	26-58	.448	5-19	.263	4-9	.444	11	15	4	4	18-0	6-26	32	33	61
Georgia Tech	26-61	.426	4-15	.267	8-15	.533	15	15	5	8	15-0	12-26	38	27	64
North Carolina	26-65	.400	8-22	.364	21-28	.750	12	9	3	13	19-0	18-20	38	38	81
Florida State	20-48	.417	9-21	.429	11-15	.733	12	22	1	4	22-2	8-23	31	29	60
Florida State	19-43	.442	8-17	.471	9-13	.692	15	15	2	6	17-0	6-24	30	31	55
Virginia	21-52	.404	5-24	.208	9-16	.563	12	10	1	6	16-0	10-19	29	23	56
Florida State	19-56	.339	3-14	.214	7-12	.583	10	17	4	5	19-1	10-17	27	28	48
Wake Forest	35-66	.530	4-17	.235	13-21	.619	15	10	4	13	13-0	19-30	49	48	87
Florida State	25-56	.446	8-18	.444	10-16	.625	14	16	1	8	17-0	14-19	33	30	68
Massachusetts	28-49	.571	8-18	.444	14-18	.778	17	13	7	12	12-0	4-20	24	27	78
Georgia Tech	27-55	.491	7-17	.412	15-19	.789	16	12	2	7	24-0	8-19	27	44	76
Florida State	25-50	.500	5-18	.278	20-31	.645	11	14	4	5	20-0	10-22	32	36	75
Miami	21-46	.457	8-16	.500	15-23	.652	13	12	4	6	17-0	8-32	40	30	65
Florida State	18-64	.281	5-30	.167	8-12	.667	10	10	1	2	18-0	13-20	33	17	49
Florida State	25-55	.455	9-18	.500	15-24	.625	10	16	2	9	32-3	8-17	25	27	74
Clemson	23-48	.479	6-19	.316	31-47	.660	16	19	7	6	22-1	14-26	40	27	83
Florida State	29-60	.483	10-22	.455	8-10	.800	20	18	1	10	19-0	8-19	27	44	76
North Carolina	34-59	.576	6-16	.375	17-23	.739	23	13	2	11	13-0	9-24	33	41	91
Virginia	22-62	.355	9-27	.333	10-15	.667	12	10	4	6	22-1	14-27	41	21	63
Florida State	23-53	.434	4-23	.174	18-23	.783	14	10	4	4	19-0	6-30	36	32	68
Florida State	18-50	.360	3-18	.167	15-25	.600	6	14	4	6	21-1	11-26	37	19	54
NC State	22-49	.449	10-26	.385	16-25	.640	16	9	3	8	17-0	5-26	31	33	70

ACC BASKETBALL: "TRADITION OF EXCELLENCE"



Clemson
Charter Member
1953



Boston College
Joined in 2005



Duke
Charter Member
1953



Florida State
Joined in 1991



Georgia Tech
Joined in 1978



Maryland
Charter Member
1953



Miami
Joined in 2004



North Carolina
Charter Member
1953



NC State
Charter Member
1953



Virginia
Joined in 1953



Virginia Tech
Joined in 2004



Wake Forest
Charter Member
1953

The Tradition

Consistency. It's the mark of true excellence in any endeavor.

However, in today's intercollegiate athletics, competition has become so balanced and so competitive that it is virtually impossible to maintain a high level of consistency.

Yet the Atlantic Coast Conference has defied the odds. Now in its 53rd year of competition, the ACC has long enjoyed the reputation as one of the strongest and most competitive intercollegiate conferences in the nation. And that is not mere conjecture, the numbers support it.

Since the league's inception in 1953, ACC schools have captured 94 national championships, including 49 in women's competition and 45 in men's. In addition, NCAA individual titles have gone to ACC student-athletes 119 times in men's competition and 61 in women's action.

If success is best measured in terms of wins and losses, then the ACC is unrivaled in NCAA annals. With North Carolina's victory over Illinois in the 2005 NCAA title game, ACC teams have captured 10 NCAA basketball championships, including six over the last 15 years.

No conference has posted a better NCAA Tournament record than the ACC since the NCAA's inaugural tournament in 1938. Following an impressive 52-22 (.703) mark over the past five years, the 12 current conference members have posted an NCAA Tournament-best mark of 351-192 for a sterling .646 winning percentage against the nation's toughest competition.

In the 21 years of the current 64-team field, the ACC has produced 21 Final Four teams, an average of one per year and six more than any other conference.

Since 1985, when the NCAA Tournament was expanded to 64 teams, ACC teams have been even more impressive compiling a 215-101 (.681) NCAA record, including 59 "Sweet 16" appearances and 21 Final Four berths – all NCAA Tournament bests. Since 1985, 59 of the 107 ACC teams receiving NCAA berths have won at least two NCAA Tournament games.

Following last year's title run, North Carolina leads all ACC schools with four NCAA basketball championships to its credit. Duke has three national titles, NC State two and Maryland one. The Tar Heels have captured NCAA titles in 1957, 1982, 1993 and 2005 while the Blue Devils won their third title in 2001, following back-to-back championships in 1991 and 1992. The Wolfpack walked away with the coveted crown in 1974 and 1983 while the Terps claimed the 2002 national title.

The ACC has 10 or more NCAA Tournament wins in four of the last five years and 13 times overall and the league has not posted a losing record in NCAA Tournament play since 1987. The conference's 17-year non-losing streak in the NCAA Tournament is tops among all conferences.

This past season, ACC teams posted a 14-9 mark against non-league ranked teams with seven different league teams recording at least one win against a ranked opponent. Since 1990, the ACC – with a 195-182 record – is the only conference with a winning record against ranked non-conference foes.

Duke's J.J. Redick and Wake Forest's Chris Paul earned consensus All-America honors a year ago, marking the 14th time in the past 15 years that the ACC has had at least one consensus All-American. Since 1981, the ACC has produced 33

consensus All-Americans, by far and away the most by any conference. Since 1981, the ACC has accounted for 25 percent of the nation's consensus All-Americans (33-of-130).

The stature of ACC basketball is nowhere more clearly defined than by its regional and national television exposure as an all-time high 173 televised games involving ACC teams headline the league's 2005-06 schedule, including a record-setting 272 appearances. In addition, ACC teams are slated to make 147 appearances on national television networks this upcoming season.

This past year an ACC-record nine teams took part in postseason play, including five NCAA Tournament teams. Duke's Blue Devils captured their sixth ACC title in the last seven years, and 15th overall, with a 69-64 victory over Georgia Tech in the finals of the 52nd ACC Tournament. The ACC set a single-season attendance record drawing 1.9 million. Virginia Tech led all NCAA Division I schools in average home attendance increase (+3,063) while Miami was fourth (+1,830).

The Championships

The conference will conduct championship competition in 25 sports during the 2005-06 academic year – 12 for men and 13 for women.

The first ACC championship was held in swimming on February 25, 1954. The conference did not conduct championships in cross country, wrestling or tennis during the first year.

The 12 sports for men include football, cross country, soccer, basketball, swimming, indoor and outdoor track, wrestling, baseball, tennis, golf and lacrosse. Fencing, which was started in 1971, was discontinued in 1981.

Championships for women are currently conducted in cross country, volleyball, field hockey, soccer, basketball, swimming, indoor and outdoor track, tennis, golf, lacrosse, softball and rowing.

A History

The Atlantic Coast Conference was founded on May 8, 1953, at the Sedgefield Inn near Greensboro, N.C., with seven charter members – Clemson, Duke, Maryland, North Carolina, North Carolina State, South Carolina and Wake Forest – drawing up the conference bylaws.

The withdrawal of seven schools from the Southern Conference came early on the morning of May 8, 1953, during the Southern Conference's annual spring meeting. On June 14, 1953, the seven members met in Raleigh, N.C., where a set of bylaws was adopted and the name became officially the Atlantic Coast Conference.

Suggestions from fans for the name of the new conference appeared in the region's newspapers prior to the meeting in Raleigh. Some of the names suggested were: Dixie, Mid South, Mid Atlantic, East Coast, Seaboard, Colonial, Tobacco, Blue-Gray, Piedmont, Southern Seven and the Shoreline.

Duke's Eddie Cameron recommended that the name of the conference be the Atlantic Coast Conference, and the motion was passed unanimously. The meeting concluded with each member institution assessed \$200.00 to pay for conference expenses.

On December 4, 1953, conference officials met again at Sedgefield and officially admitted the University of Virginia as the league's eighth member. The first, and only, withdrawal of a school from the ACC came on June 30, 1971, when the University of South Carolina tendered its resignation.

The ACC operated with seven members until April 3, 1978, when the Georgia Institute of Technology was admitted. The Atlanta school had withdrawn from the Southeastern Conference in January of 1964.

The ACC expanded to nine members on July 1, 1991, with the addition of Florida State University.

The conference expanded to 11 members on July 1, 2004, with the addition of the University of Miami and Virginia Polytechnic Institute and State University. On October 17, 2003, Boston College accepted an invitation to become the league's 12th member starting with the 2005-06 academic year.

School Affiliations

BOSTON COLLEGE – Charter member of the Big East Conference in 1979; joined the ACC in July, 2005.

CLEMSON – Charter member of the Southern Intercollegiate Athletic Association in 1894; a charter member of the Southern Conference in 1921; a charter member of the Atlantic Coast Conference (ACC) in 1953.

DUKE – Joined the Southern Conference in December, 1928; charter member of the ACC in 1953.

FLORIDA STATE – Charter member of the Dixie Conference in 1948; joined the Metro Conference in July, 1976; joined the ACC July, 1991.

GEORGIA TECH – Charter member of the Southern Intercollegiate Athletic Association in 1894; charter member of Southern Conference in 1921; charter member of the SEC in 1932; joined the ACC in April, 1978.

MARYLAND – Charter member of the Southern Conference in 1921; charter member of the ACC in 1953.

MIAMI – Charter member of the Big East Football Conference in 1991; joined the ACC in July, 2004.

NORTH CAROLINA – Charter member of the Southern Intercollegiate Athletic Association in 1894; charter member of the Southern Conference in 1921; charter member of the ACC in 1953.

NC STATE – Charter member of the Southern Conference in 1921; charter member of the ACC in 1953.

VIRGINIA – Charter member of the Southern Intercollegiate Athletic Association in 1894; charter member of the Southern Conference in 1921; resigned from Southern Conference in December 1936; joined the ACC in December, 1953.

VIRGINIA TECH – Charter member of the Southern Conference in 1921; withdrew from the Southern Conference in June, 1965; became a charter member of the Big East Football Conference on Feb. 5, 1991; joined the ACC in July, 2004.

WAKE FOREST – Joined the Southern Conference in February, 1936; charter member of the ACC in 1953.





2004-05 ACC REVIEW

2004-05 STANDINGS

STANDINGS	CONFERENCE					OVERALL				
	W	L	Pct	PF	PA	W	L	Pct	PF	PA
North Carolina	14	2	.875	87.0	69.6	33	4	.892	88.0	70.3
Wake Forest	13	3	.813	87.3	75.8	27	6	.818	84.9	74.0
Duke	11	5	.688	80.7	71.8	27	6	.818	78.2	65.2
Georgia Tech	8	8	.500	72.8	73.4	20	12	.625	74.1	66.7
Virginia Tech	8	8	.500	67.2	73.0	16	14	.533	68.5	68.7
NC State	7	9	.438	71.2	70.2	21	14	.600	73.1	66.1
Maryland	7	9	.438	79.6	83.3	19	13	.594	81.9	76.0
Miami	7	9	.438	70.6	74.8	16	13	.552	71.4	69.7
Clemson	5	11	.313	68.2	74.6	16	16	.500	71.7	69.3
Florida State	4	12	.250	66.6	73.8	12	19	.387	68.6	70.0
Virginia	4	12	.250	70.1	81.0	14	15	.483	72.8	76.0

INDIVIDUAL STATISTICS – ALL GAMES

SCORING

Player-Team	Cl	G	FG	3FG	FT	Pts	Avg/G
1. J.J. Redick-DU	JR	33	202	121	196	721	21.8
2. Guillermo Diaz-UM	SO	29	190	61	97	538	18.6
3. Sean May-NC	JR	37	228	0	191	647	17.5
4. Robert Hite-UM	JR	29	179	72	71	501	17.3
5. Julius Hodge-ST	SR	34	197	14	169	577	17.0
6. Devin Smith-VA	SR	26	152	63	62	429	16.5
7. Eric Williams-WF	JR	33	201	0	128	530	16.1
8. Rashad McCants-NC	JR	33	183	71	91	528	16.0
9. Justin Gray-WF	JR	33	171	92	93	527	16.0
10. Nik Caner-Medley-MD	JR	32	188	43	92	511	16.0
11. Shelden Williams-DU	JR	33	191	0	131	513	15.5
12. Jarrett Jack-GT	JR	32	164	46	123	497	15.5
13. Daniel Ewing-DU	SR	33	181	69	74	505	15.3
14. Chris Paul-WF	SO	32	143	46	156	488	15.3
15. Sharrod Ford-CU	SR	32	185	0	107	477	14.9
16. Zabian Dowdell-VT	SO	30	154	66	57	431	14.4
17. Chris McCray-MD	JR	31	149	38	102	438	14.1
18. John Gilchrist-MD	JR	28	127	36	98	388	13.9
19. Carlos Dixon-VT	SR	30	150	54	61	415	13.8
20. Jawad Williams-NC	SR	37	178	40	87	483	13.1
21. Raymond Felton-NC	JR	36	150	70	94	464	12.9
22. Elton Brown-VA	SR	29	144	1	82	371	12.8
23. Will Bynum-GT	SR	32	128	49	96	401	12.5
24. Von Wafer-FS	SO	29	124	65	49	362	12.5
25. Anthony Harris-UM	SO	29	129	52	49	359	12.4

REBOUNDING

Player-Team	Cl	G	OFF	DEF	TOT	Avg/G
1. Shelden Williams-DU	JR	33	127	242	369	11.2
2. Sean May-NC	JR	37	142	255	397	10.7
3. Sharrod Ford-CU	SR	32	110	151	261	8.2
4. Elton Brown-VA	SR	29	75	161	236	8.1
5. Anthony King-UM	SO	29	97	134	231	8.0
6. Eric Williams-WF	JR	33	93	162	255	7.7
7. Luke Schenscher-GT	SR	32	84	151	235	7.3
8. Coleman Collins-VT	SO	28	94	101	195	7.0
9. Julius Hodge-ST	SR	34	85	140	225	6.6
10. Marvin Williams-NC	FR	36	65	171	236	6.6
11. Travis Garrison-MD	JR	32	76	131	207	6.5
12. Jamaal Levy-WF	SR	33	85	126	211	6.4
13. William Frisby-UM	SR	28	88	90	178	6.4
14. Gary Hamilton-UM	JR	29	80	104	184	6.3
15. Ekene Ibekwe-MD	SO	30	65	124	189	6.3
16. Nik Caner-Medley-MD	JR	32	65	133	198	6.2
17. Devin Smith-VA	SR	26	35	123	158	6.1
18. John Gilchrist-MD	JR	28	46	97	143	5.1
19. Jamon Gordon-VT	SO	29	46	102	148	5.1
20. Isma'il Muhammad-GT	SR	29	55	91	146	5.0
21. Robert Hite-UM	JR	29	34	111	145	5.0
22. Jarrett Jack-GT	JR	32	9	146	155	4.8
23. Deron Washington-VT	FR	30	59	78	137	4.6
24. DeMarcus Nelson-DU	FR	33	59	91	150	4.5
25. Carlos Dixon-VT	SR	30	36	100	136	4.5

FIELD GOAL PCT (Min. 5.0 made per game)

Player-Team	Cl	G	FG	FGA	Pct
1. Eric Williams-WF	JR	33	201	319	.630
2. Shelden Williams-DU	JR	33	191	328	.582
3. Sean May-NC	JR	37	228	402	.567
4. Jarrett Jack-GT	JR	32	164	319	.514
5. Sharrod Ford-CU	SR	32	185	361	.512
6. Julius Hodge-ST	SR	34	197	400	.493
7. Rashad McCants-NC	JR	33	183	374	.489
8. Nik Caner-Medley-MD	JR	32	188	409	.460
9. Guillermo Diaz-UM	SO	29	190	417	.456
10. Zabian Dowdell-VT	SO	30	154	343	.449
11. Devin Smith-VA	SR	26	152	339	.448
12. Carlos Dixon-VT	SR	30	150	336	.446
13. Justin Gray-WF	JR	33	171	395	.433
14. Daniel Ewing-DU	SR	33	181	424	.427
15. Robert Hite-UM	JR	29	179	429	.417

ASSISTS

Player-Team	Cl	G	Assists	Avg/G
1. Raymond Felton-NC	JR	36	249	6.92
2. Chris Paul-WF	SO	32	212	6.63
3. John Gilchrist-MD	JR	28	153	5.46
4. Julius Hodge-ST	SR	34	162	4.76
5. Anthony Harris-UM	SO	29	133	4.59
6. Jarrett Jack-GT	JR	32	145	4.53
7. Jamon Gordon-VT	SO	29	120	4.14
8. Daniel Ewing-DU	SR	33	132	4.00
9. Sean Singletary-VA	FR	29	113	3.90
10. T.J. Bannister-VA	SO	29	108	3.72
11. Chris McCray-MD	JR	31	99	3.19
12. Todd Galloway-FS	JR	31	92	2.97
13. Shawan Robinson-CU	JR	32	94	2.94
14. Vernon Hamilton-CU	SO	32	92	2.88
15. Cliff Hammonds-CU	FR	32	88	2.75



Florida State led the ACC in bench scoring during the 2004-05 season. It marked the third consecutive season the Seminoles had led the conference in at least one statistical category.

2004-05 ACC REVIEW

INDIVIDUAL STATISTICS - ALL GAMES (CONTINUED)

FREE THROW PCT (Min. 2.5 made per game)

Player-Team	Cl	G	FTM	FTA	Pct
1. J.J. Redick-DU	JR	33	196	209	.938
2. Chris McCray-MD	JR	31	102	113	.903
3. Jarrett Jack-GT	JR	32	123	142	.866
4. Marvin Williams-NC	FR	36	138	163	.847
5. Chris Paul-WF	SO	32	156	187	.834
6. Travis Garrison-MD	JR	32	86	105	.819
7. Justin Gray-WF	JR	33	93	118	.788
8. Nik Caner-Medley-MD	JR	32	92	120	.767
9. Will Bynum-GT	SR	32	96	126	.762
10. Sean May-NC	JR	37	191	252	.758
11. John Gilchrist-MD	JR	28	98	132	.742
12. Rashad McCants-NC	JR	33	91	126	.722
13. Guillermo Diaz-UM	SO	29	97	137	.708
14. Raymond Felton-NC	JR	36	94	134	.701
15. Julius Hodge-ST	SR	34	169	253	.668

STEALS

Player-Team	Cl	G	Steals	Avg/G
1. Chris Paul-WF	SO	32	76	2.38
2. Jamon Gordon-VT	SO	29	67	2.31
3. Vernon Hamilton-CU	SO	32	68	2.13
4. Raymond Felton-NC	JR	36	72	2.00
5. Daniel Ewing-DU	SR	33	65	1.97
6. Chris McCray-MD	JR	31	58	1.87
7. Jarrett Jack-GT	JR	32	58	1.81
8. Carlos Dixon-VT	SR	30	54	1.80
9. Sean Singletary-VA	FR	29	48	1.66
10. Engin Atsur-ST	SO	35	57	1.63
11. Zabian Dowdell-VT	SO	30	48	1.60
12. Sean Dockery-DU	JR	27	43	1.59
13. Robert Hite-UM	JR	29	45	1.55
14. Tony Bethel-ST	JR	27	41	1.52
15. Guillermo Diaz-UM	SO	29	44	1.52

3-POINT FG PCT. (Min. 1.5 made per game)

Player-Team	Cl	G	3FG	FGA	Pct
1. Raymond Felton-NC	JR	36	70	159	.440
2. Ilian Evtimov-ST	JR	35	66	155	.426
3. Zabian Dowdell-VT	SO	30	66	156	.423
4. Rashad McCants-NC	JR	33	71	168	.423
5. Taron Downey-WF	SR	33	54	129	.419
6. Carlos Dixon-VT	SR	30	54	131	.412
7. Justin Gray-WF	JR	33	92	227	.405
8. Shawan Robinson-CU	JR	32	69	171	.404
9. J.J. Redick-DU	JR	33	121	300	.403
10. Von Wafer-FS	SO	29	65	164	.396
11. Lee Melchionni-DU	JR	33	57	144	.396
12. Engin Atsur-ST	SO	35	67	175	.383
13. Robert Hite-UM	JR	29	72	189	.381
14. Guillermo Diaz-UM	SO	29	61	168	.363
15. Cliff Hammonds-CU	FR	32	60	166	.361

3-POINT FG MADE

Player-Team	Cl	G	3FG	Avg/G
1. J.J. Redick-DU	JR	33	121	3.67
2. Justin Gray-WF	JR	33	92	2.79
3. Robert Hite-UM	JR	29	72	2.48
4. Devin Smith-VA	SR	26	63	2.42
5. Von Wafer-FS	SO	29	65	2.24
6. Zabian Dowdell-VT	SO	30	66	2.20
7. Shawan Robinson-CU	JR	32	69	2.16
8. Rashad McCants-NC	JR	33	71	2.15
9. Guillermo Diaz-UM	SO	29	61	2.10
10. Daniel Ewing-DU	SR	33	69	2.09
11. Raymond Felton-NC	JR	36	70	1.94
12. Engin Atsur-ST	SO	35	67	1.91
13. Ilian Evtimov-ST	JR	35	66	1.89
14. Cliff Hammonds-CU	FR	32	60	1.88
15. Carlos Dixon-VT	SR	30	54	1.80

BLOCKED SHOTS

Player-Team	Cl	G	Blocks	Avg/G
1. Shelden Williams-DU	JR	33	122	3.70
2. Anthony King-UM	SO	29	86	2.97
3. Sharrod Ford-CU	SR	32	68	2.13
4. Ekene Ibekwe-MD	SO	30	55	1.83
5. Luke Schenscher-GT	SR	32	56	1.75
6. Shavlik Randolph-DU	JR	29	44	1.52
7. Travis Garrison-MD	JR	32	43	1.34
8. Anthony McHenry-GT	SR	32	37	1.16
9. Andrew Brackman-ST	FR	35	40	1.14
10. Cedric Simmons-ST	FR	31	35	1.13
11. Eric Williams-WF	JR	33	36	1.09
12. Jamon Gordon-VT	SO	29	31	1.07
13. Jordan Collins-ST	SR	32	33	1.03
14. Sean May-NC	JR	37	38	1.03
15. James Gist-MD	FR	31	31	1.00
Deron Washington-VT	FR	30	30	1.00

ASSIST/TURNOVER RATIO

(Min. 3.0 assists/game)

Player-Team	Cl	G	Asst	Avg	Turn	Avg Ratio	
1. Chris Paul-WF	SO	32	212	6.6	89	2.8	2.38
2. John Gilchrist-MD	JR	28	153	5.5	73	2.6	2.10
3. Raymond Felton-NC	JR	36	249	6.9	129	3.6	1.93
4. Julius Hodge-ST	SR	34	162	4.8	89	2.6	1.82
5. T.J. Bannister-VA	SO	29	108	3.7	63	2.2	1.71
6. Sean Singletary-VA	FR	29	113	3.9	70	2.4	1.61
7. Jamon Gordon-VT	SO	29	120	4.1	76	2.6	1.58
8. Anthony Harris-UM	SO	29	133	4.6	87	3.0	1.53
9. Chris McCray-MD	R	31	99	3.2	70	2.3	1.41
10. Daniel Ewing-DU	SR	33	132	4.0	98	3.0	1.35
11. Jarrett Jack-GT	JR	32	145	4.5	110	3.4	1.32

OFFENSIVE REBOUNDS

Player-Team	Cl	G	No.	Avg/G
1. Shelden Williams-DU	JR	33	127	3.85
2. Sean May-NC	JR	37	142	3.84
3. Sharrod Ford-CU	SR	32	110	3.44
4. Coleman Collins-VT	SO	28	94	3.36
5. Anthony King-UM	SO	29	97	3.34
6. William Frisby-UM	SR	28	88	3.14
7. Eric Williams-WF	JR	33	93	2.82
8. Gary Hamilton-UM	JR	29	80	2.76
9. Luke Schenscher-GT	SR	32	84	2.63
10. Elton Brown-VA	SR	29	75	2.59

DEFENSIVE REBOUNDS


Player-Team	Cl	G	No.	Avg/G
1. Shelden Williams-DU	JR	33	242	7.33
2. Sean May-NC	JR	37	255	6.89
3. Elton Brown-VA	SR	29	161	5.55
4. Eric Williams-WF	JR	33	162	4.91
5. Marvin Williams-NC	FR	36	171	4.75
6. Devin Smith-VA	SR	26	123	4.73
7. Luke Schenscher-GT	SR	32	151	4.72
Sharrod Ford-CU	SR	32	151	4.72
9. Anthony King-UM	SO	29	134	4.62
10. Jarrett Jack-GT	JR	32	146	4.56

MINUTES PLAYED

Player-Team	Cl	G	Minutes	Avg/G
1. J.J. Redick-DU	JR	33	1231	37.30
2. Julius Hodge-ST	SR	34	1177	34.62
3. Daniel Ewing-DU	SR	33	1138	34.48
4. Guillermo Diaz-UM	SO	29	996	34.34
5. Jarrett Jack-GT	JR	32	1091	34.09
6. Jamon Gordon-VT	SO	29	983	33.90
7. Shelden Williams-DU	JR	33	1109	33.61
8. Robert Hite-UM	JR	29	969	33.41
9. Chris Paul-WF	SO	32	1069	33.41
10. Zabian Dowdell-VT	SO	30	979	32.63
11. Engin Atsur-ST	SO	35	1141	32.60
12. J.R. Reynolds-VA	SO	29	937	32.31
13. John Gilchrist-MD	JR	28	901	32.18
14. Devin Smith-VA	SR	26	826	31.77
15. Raymond Felton-NC	JR	36	1142	31.72



Isaiah Swann (left) and Von Wafer (right) combined to average nearly 20 points a game for the Seminoles during the 2004-05 season. The pair of guards made 82 3-point field goals between them during the season.





2004-05 ACC REVIEW

TEAM STATISTICS - ALL GAMES

SCORING OFFENSE

Team	G	W-L	Pts	Avg/G
1. North Carolina	37	33-4	3257	88.0
2. Wake Forest	33	27-6	2801	84.9
3. Maryland	32	19-13	2620	81.9
4. Duke	33	27-6	2581	78.2
5. Georgia Tech	32	20-12	2371	74.1
6. NC State	35	21-14	2559	73.1
7. Virginia	29	14-15	2112	72.8
8. Clemson	32	16-16	2294	71.7
9. Miami	29	16-13	2071	71.4
10. Florida State	31	12-19	2128	68.6
11. Virginia Tech	30	16-14	2056	68.5

FIELD GOAL PERCENTAGES

Team	G	FG	FGA	Pct
1. North Carolina	37	1128	2260	.499
2. Wake Forest	33	965	1966	.491
3. NC State	35	871	1915	.455
4. Florida State	31	756	1671	.452
5. Georgia Tech	32	849	1877	.452
6. Duke	33	853	1915	.445
7. Clemson	32	832	1878	.443
8. Maryland	32	920	2094	.439
9. Miami	29	761	1768	.430
10. Virginia	29	745	1736	.429
11. Virginia Tech	30	752	1761	.427

REBOUNDING OFFENSE

Team	G	Reb	Avg/G
1. Maryland	32	1385	43.3
2. North Carolina	37	1499	40.5
3. Wake Forest	33	1315	39.8
4. Miami	29	1147	39.6
5. Georgia Tech	32	1248	39.0
6. Duke	33	1261	38.2
7. Clemson	32	1186	37.1
8. Virginia	29	1034	35.7
9. Virginia Tech	30	1012	33.7
10. Florida State	31	1028	33.2
11. NC State	35	1121	32.0

SCORING DEFENSE

Team	G	Pts	Avg/G
1. Duke	33	2153	65.2
2. NC State	35	2314	66.1
3. Georgia Tech	32	2133	66.7
4. Virginia Tech	30	2061	68.7
5. Clemson	32	2218	69.3
6. Miami	29	2020	69.7
7. Florida State	31	2170	70.0
8. North Carolina	37	2600	70.3
9. Wake Forest	33	2441	74.0
10. Virginia	29	2203	76.0
11. Maryland	32	2432	76.0

FIELD GOAL PCT. DEFENSE

Team	G	FG	FGA	Pct
1. Duke	33	783	2006	.390
2. Georgia Tech	32	735	1882	.391
3. North Carolina	37	913	2274	.401
4. Maryland	32	854	2096	.407
5. Miami	29	724	1700	.426
6. Florida State	31	746	1736	.430
7. NC State	35	804	1860	.432
8. Wake Forest	33	870	1996	.436
9. Clemson	32	771	1764	.437
10. Virginia Tech	30	723	1628	.444
11. Virginia	29	764	1704	.448

REBOUNDING DEFENSE

Team	G	Reb	Avg/G
1. Wake Forest	33	1081	32.8
2. North Carolina	37	1222	33.0
3. NC State	35	1200	34.3
4. Florida State	31	1070	34.5
5. Clemson	32	1122	35.1
6. Miami	29	1024	35.3
7. Georgia Tech	32	1170	36.6
8. Duke	33	1208	36.6
9. Virginia Tech	30	1113	37.1
10. Virginia	29	1093	37.7
11. Maryland	32	1278	39.9

SCORING MARGIN

Team	G	OFF	DEF	Margin
1. North Carolina	37	88.0	70.3	+17.8
2. Duke	33	78.2	65.2	+13.0
3. Wake Forest	33	84.9	74.0	+10.9
4. Georgia Tech	32	74.1	66.7	+7.4
5. NC State	35	73.1	66.1	+7.0
6. Maryland	32	81.9	76.0	+5.9
7. Clemson	32	71.7	69.3	+2.4
8. Miami	29	71.4	69.7	+1.8
9. Virginia Tech	30	68.5	68.7	-0.2
10. Florida State	31	68.6	70.0	-1.4
11. Virginia	29	72.8	76.0	-3.1

3-POINT FIELD GOAL PERCENTAGES

Team	G	FG	FGA	Pct
1. North Carolina	37	277	687	.403
2. Wake Forest	33	251	629	.399
3. Duke	33	290	763	.380
4. NC State	35	294	795	.370
5. Florida State	31	200	557	.359
6. Miami	29	197	561	.351
7. Virginia Tech	30	167	477	.350
8. Georgia Tech	32	190	570	.333
9. Clemson	32	198	596	.332
10. Maryland	32	180	542	.332
11. Virginia	29	189	572	.330

REBOUNDING MARGIN

Team	G	TEAM	Avg	OPP	Avg	Margin
1. North Carolina	37	1499	40.5	1222	33.0	+7.5
2. Wake Forest	33	1315	39.8	1081	32.8	+7.1
3. Miami	29	1147	39.6	1024	35.3	+4.2
4. Maryland	32	1385	43.3	1278	39.9	+3.3
5. Georgia Tech	32	1248	39.0	1170	36.6	+2.4
6. Clemson	32	1186	37.1	1122	35.1	+2.0
7. Duke	33	1261	38.2	1208	36.6	+1.6
8. Florida State	31	1028	33.2	1070	34.5	-1.4
9. Virginia	29	1034	35.7	1093	37.7	-2.0
10. NC State	35	1121	32.0	1200	34.3	-2.3
11. Virginia Tech	30	1012	33.7	1113	37.1	-3.4

FREE THROW PERCENTAGES

Team	G	FTM	FTA	Pct
1. Maryland	32	600	826	.726
2. North Carolina	37	724	998	.725
3. Duke	33	585	821	.713
4. NC State	35	523	742	.705
5. Georgia Tech	32	483	699	.691
6. Virginia	29	433	628	.689
7. Wake Forest	33	620	906	.684
8. Miami	29	352	523	.673
9. Florida State	31	416	626	.665
10. Virginia Tech	30	385	600	.642
11. Clemson	32	432	719	.601

3-POINT FIELD GOAL PCT. DEFENSE

Team	G	FG	FGA	Pct
1. Duke	33	128	418	.306
2. Georgia Tech	32	202	641	.315
3. Florida State	31	229	677	.338
4. North Carolina	37	284	834	.341
5. Maryland	32	239	695	.344
6. NC State	35	198	571	.347
7. Virginia Tech	30	192	551	.348
8. Miami	29	236	653	.361
9. Clemson	32	182	497	.366
10. Wake Forest	33	254	687	.370
11. Virginia	29	223	592	.377

BLOCKED SHOTS

Team	G	Blocks	Avg/G
1. Duke	33	220	6.67
2. Maryland	32	200	6.25
3. Clemson	32	166	5.19
4. Georgia Tech	32	162	5.06
5. Miami	29	139	4.79
6. Virginia Tech	30	141	4.70
7. NC State	35	156	4.46
8. North Carolina	37	142	3.84
9. Virginia	29	105	3.62
10. Wake Forest	33	118	3.58
11. Florida State	31	100	3.23



2004-05 ACC REVIEW

TEAM STATISTICS - ALL GAMES (CONTINUED)

ASSISTS

Team	G	Assists	Avg/G
1. North Carolina	37	706	19.08
2. Wake Forest	33	531	16.09
3. Maryland	32	499	15.59
4. NC State	35	529	15.11
5. Georgia Tech	32	471	14.72
6. Clemson	32	463	14.47
7. Virginia Tech	30	397	13.23
8. Duke	33	421	12.76
9. Florida State	31	394	12.71
10. Virginia	29	364	12.55
11. Miami	29	337	11.62

STEALS

Team	G	Steals	Avg/G
1. Clemson	32	319	9.97
2. North Carolina	37	362	9.78
3. Virginia Tech	30	272	9.07
4. Duke	33	287	8.70
5. Wake Forest	33	284	8.61
6. Maryland	32	267	8.34
7. Georgia Tech	32	265	8.28
8. NC State	35	260	7.43
9. Miami	29	209	7.21
10. Florida State	31	216	6.97
11. Virginia	29	200	6.90

TURNOVER MARGIN

Team	G	TEAM	Avg	OPP	Avg	Margin
1. Virginia Tech	30	396	13.2	528	17.6	+4.40
2. NC State	35	435	12.4	534	15.3	+2.83
3. North Carolina	37	594	16.1	658	17.8	+1.73
4. Duke	33	454	13.8	511	15.5	+1.73
5. Miami	29	376	13.0	398	13.7	+0.76
6. Clemson	32	565	17.7	589	18.4	+0.75
7. Maryland	32	513	16.0	528	16.5	+0.47
8. Virginia	29	397	13.7	410	14.1	+0.45
9. Georgia Tech	32	483	15.1	496	15.5	+0.41
10. Wake Forest	33	484	14.7	496	15.0	+0.36
11. Florida State	31	496	16.0	454	14.6	-1.35

ASSIST/TURNOVER RATIO

Team	G	Asst	Avg	Turn	Avg	Ratio
1. NC State	35	529	15.1	435	12.4	1.22
2. North Carolina	37	706	19.1	594	16.1	1.19
3. Wake Forest	33	531	16.1	484	14.7	1.10
4. Virginia Tech	30	397	13.2	396	13.2	1.00
5. Georgia Tech	32	471	14.7	483	15.1	0.98
6. Maryland	32	499	15.6	513	16.0	0.97
7. Duke	33	421	12.8	454	13.8	0.93
8. Virginia	29	364	12.6	397	13.7	0.92
9. Miami	29	337	11.6	376	13.0	0.90
10. Clemson	32	463	14.5	565	17.7	0.82
11. Florida State	31	394	12.7	496	16.0	0.79

OFFENSIVE REBOUNDS

Team	G	No.	Avg/G
1. Maryland	32	479	14.97
2. Miami	29	433	14.93
3. Wake Forest	33	469	14.21
4. Clemson	32	450	14.06
5. North Carolina	37	502	13.57
6. Duke	33	432	13.09
7. Georgia Tech	32	400	12.50
8. Virginia Tech	30	372	12.40
9. Virginia	29	339	11.69
10. NC State	35	375	10.71
11. Florida State	31	309	9.97

DEFENSIVE REBOUNDS

Team	G	No.	Avg/G
1. Maryland	32	906	28.31
2. North Carolina	37	997	26.95
3. Georgia Tech	32	848	26.50
4. Wake Forest	33	846	25.64
5. Duke	33	829	25.12
6. Miami	29	714	24.62
7. Virginia	29	695	23.97
8. Florida State	31	719	23.19
9. Clemson	32	736	23.00
10. Virginia Tech	30	640	21.33
11. NC State	35	746	21.31

3-POINT FIELD GOALS MADE

Team	G	3FG	Avg/G
1. Duke	33	290	8.79
2. NC State	35	294	8.40
3. Wake Forest	33	251	7.61
4. North Carolina	37	277	7.49
5. Miami	29	197	6.79
6. Virginia	29	189	6.52
7. Florida State	31	200	6.45
8. Clemson	32	198	6.19
9. Georgia Tech	32	190	5.94
10. Maryland	32	180	5.63
11. Virginia Tech	30	167	5.57

ALL-ACC

FIRST TEAM

J.J. Redick	Duke*
Chris Paul	Wake Forest
Sean May	North Carolina
Shelden Williams	Duke
Raymond Felton	North Carolina

* unanimous First Team

SECOND TEAM

Guillermo Diaz	Miami
Julius Hodge	NC State
Eric Williams	Wake Forest
Jarrett Jack	Georgia Tech
Justin Gray	Wake Forest

THIRD TEAM

Rashad McCants	North Carolina
Sharrod Ford	Clemson
Nik Caner-Medley	Maryland
Daniel Ewing	Duke
Jawad Williams	North Carolina

HONORABLE MENTION

(25 or more points)

Zabian Dowdell	Virginia Tech
John Gilchrist	Maryland
Robert Hite	Miami
Marvin Williams	North Carolina

ALL-FRESHMEN TEAM

Marvin Williams	North Carolina*
Sean Singletary	Virginia
Cliff Hammonds	Clemson
DeMarcus Nelson	Duke
Deron Washington	Virginia Tech

* unanimous All-Freshmen Team

HONORABLE MENTION

(25 or more points)

Andrew Brackman	NC State
-----------------	-------	----------

ALL-DEFENSIVE TEAM

Shelden Williams	Duke
Chris Paul	Wake Forest
Jackie Manuel	North Carolina
Anthony King	Miami
Jamon Gordon	Virginia Tech

HONORABLE MENTION

(25 or more points)

Raymond Felton	North Carolina
Sharrod Ford	Clemson

PLAYER OF THE YEAR

J.J. Redick	Duke
-------------	-------	------

ROOKIE OF THE YEAR

Marvin Williams	North Carolina
-----------------	-------	----------------

COACH OF THE YEAR

Seth Greenberg	Virginia Tech
----------------	-------	---------------



Adam Waleskowski, who led Florida State in rebounding as a senior during the 2004-05 season, tied the school record for games played in a career with 122. He did not miss playing in a game during his four-year career.