



# FSU INDIVIDUAL RECORDS IN ACC GAMES

## 3-Pointers Attempted

13, James Collins at Clemson, Feb. 17, 1996  
 13, Tim Pickett at North Carolina, Feb. 22, 2004  
 12, Sam Cassell at North Carolina, Jan. 27, 1993  
 12, Bob Sura vs. North Carolina, Feb. 27, 1993  
 12, James Collins vs. Wake Forest, Jan. 6, 1996  
 12, James Collins vs. Clemson, Jan. 11, 1997  
 12, Tim Pickett vs. Duke, Feb. 29, 2004  
 12, Von Wafer vs. Wake Forest, Jan. 18, 2005  
 11, Sam Cassell at Wake Forest, Jan. 11, 1992  
 11, Bob Sura vs. Maryland, Jan. 10, 1995  
 11, James Collins vs. Maryland, Jan. 10, 1995  
 11, Tim Pickett at Georgia Tech, Jan. 14, 2003  
 11, Tim Pickett at Wake Forest, Jan. 26, 2003  
 11, Tim Pickett vs. Virginia, March 1, 2003  
 11, Tim Pickett at Clemson, Jan. 13, 2004

## 3-Point Percentage

### (Minimum 3 FGM)

1.000, Sam Cassell (6-6) at Clemson, Jan. 20, 1993  
 1.000, Geoff Brower (5-5) at North Carolina, Feb. 24, 1996  
 1.000, Adrian Crawford (4-4) vs. Wake Forest, Jan. 20, 1999  
 1.000, Delvon Arrington (3-3) at Virginia, Jan. 16, 2001  
 1.000, Adrian Crawford (4-4) at North Carolina, Feb. 22, 2001  
 1.000, Michael Joiner (3-3) vs. Virginia, March 1, 2003  
 .833, Chuck Graham (5-6) at North Carolina, Feb. 26, 1994  
 .800, Kerry Thompson (4-5) vs. Virginia, Jan. 8, 1997  
 .800, Ron Hale (4-5) at Wake Forest, Jan. 4, 2000  
 .800, Damous Anderson (4-5) at North Carolina, Jan. 22, 2000  
 .750, Bob Sura (3-4) vs. NC State, Jan. 16, 1993  
 .750, Terrell Baker (3-4) at NC State, Jan. 3, 1998  
 .750, Terrell Baker (3-4) at Maryland, Jan. 7, 1998  
 .750, Ron Hale (3-4) vs. Clemson, Jan. 12, 1999  
 .750, Delvon Arrington (3-4) vs. Georgia Tech, March 2, 2002

## Free Throws Made

14, Doug Edwards vs. Clemson, Feb. 8, 1992  
 11, Doug Edwards at NC State, Feb. 10, 1992  
 11, Ron Hale at Wake Forest, Jan. 4, 2000  
 11, Tim Pickett vs. North Carolina, Jan. 22, 2004  
 10, Sam Cassell vs. Clemson, Feb. 20, 1993  
 10, Scott Shepard vs. Maryland, Feb. 10, 1996  
 10, James Collins at Maryland, March 4, 1996  
 10, Ron Hale vs. Maryland, Feb. 29, 1997  
 10, Monte Cummings vs. Georgia Tech, March 2, 2002  
 10, Anthony Richardson at Georgia Tech, Jan. 14, 2003  
 9, Bob Sura vs. Virginia, Feb. 8, 1993  
 9, Doug Edwards at Maryland, Feb. 13, 1993  
 9, Bob Sura at Duke, Feb. 24, 1993  
 9, Bob Sura vs. Virginia, Jan. 4, 1995  
 9, Bob Sura vs. NC State, Jan. 15, 1995  
 9, Ron Hale vs. Georgia Tech, Feb. 11, 1999  
 9, Alexander Johnson vs. Clemson, Jan. 12, 2005

## Free Throws Attempted

15, Ron Hale vs. Maryland, Feb. 29, 1997  
 14, Doug Edwards vs. Clemson, Feb. 8, 1992  
 14, Doug Edwards at Maryland, Feb. 13, 1993  
 13, Bob Sura vs. Virginia, Feb. 8, 1993  
 13, Bob Sura vs. Maryland, Feb. 12, 1994  
 13, Tim Pickett vs. North Carolina, Jan. 22, 2004  
 12, Doug Edwards at NC State, Feb. 10, 1992  
 12, Bob Sura vs. NC State, March 13, 1992  
 12, Bob Sura vs. NC State, Jan. 15, 1995  
 12, Ron Hale at Wake Forest, Jan. 4, 2000  
 11, Bob Sura at Virginia, Jan. 6, 1993  
 11, Sam Cassell vs. Clemson, Feb. 20, 1993

11, Bob Sura at Duke, Feb. 24, 1993  
 11, Nigel Dixon vs. Virginia, Feb. 20, 2002  
 11, Monte Cummings vs. Georgia Tech, March 2, 2002  
 11, Alexander Johnson vs. Clemson, Jan. 12, 2005  
 11, Von Wafer vs. Georgia Tech, Feb. 20, 2005

## Free Throw Percentage

### (Minimum 7 FTM)

1.000, Doug Edwards (14-14) vs. Clemson, Feb. 8, 1992  
 1.000, Randell Jackson (7-7) vs. Virginia, Feb. 28, 1998  
 1.000, Ron Hale (8-8) vs. NC State, Jan. 23, 1999  
 1.000, Ron Hale (7-7) at Maryland, Jan. 27, 1999  
 1.000, Ron Hale (9-9) vs. Georgia Tech, Feb. 11, 1999  
 1.000, Antwan Dixon (8-8) vs. Virginia, Feb. 26, 2000  
 1.000, Anthony Richardson (10-10) at Georgia Tech, Jan. 14, 2003  
 1.000, Tim Pickett (8-8) vs. Virginia, March 1, 2003  
 1.000, Tim Pickett (7-7) vs. Georgia Tech, Feb. 3, 2004

## Offensive Rebounds

8, Corey Louis at Virginia, Feb. 4, 1995  
 7, Doug Edwards at Virginia, Jan. 6, 1993  
 7, Doug Edwards vs. Duke, Jan. 24, 1993  
 7, Doug Edwards at North Carolina, Jan. 27, 1993  
 7, Doug Edwards vs. NC State, Feb. 10, 1993  
 7, Doug Edwards vs. Clemson, March 12, 1993  
 7, Corey Louis vs. Clemson, Feb. 18, 1995  
 7, Kirk Luchman at Wake Forest, Jan. 25, 1997  
 7, Ron Hale vs. NC State, Jan. 23, 1999  
 7, Michael Joiner at NC State, Feb. 25, 2001  
 7, Nigel Dixon vs. Georgia Tech, March 2, 2002  
 7, Al Thornton at Maryland, Dec. 19, 2004  
 6, Doug Edwards vs. Georgia Tech, Jan. 31, 1993  
 6, Randell Jackson at Georgia Tech, Jan. 15, 1997  
 6, Nigel Dixon vs. Duke, Jan. 6, 2002  
 6, Nigel Dixon vs. Maryland, Feb. 27, 2002

## Defensive Rebounds

12, Rodney Dobard at North Carolina, Dec. 15, 1991  
 12, Michael Joiner at Wake Forest, Jan. 9, 2001  
 11, Bob Sura vs. NC State, Jan. 15, 1995  
 11, Tim Pickett vs. North Carolina, Dec. 22, 2002  
 10, Oliver Simmons at NC State, Feb. 2, 2000  
 10, Tim Pickett at Duke, Jan. 29, 2004  
 10, Adam Waleskowski at Maryland, Dec. 19, 2004  
 9, Doug Edwards at Georgia Tech, Jan. 23, 1992  
 9, Bob Sura vs. Maryland, Jan. 10, 1995  
 9, Kirk Luchman vs. Wake Forest, March 1, 1997  
 9, Corey Louis at Virginia, Feb. 4, 1998  
 9, Delvon Arrington at Maryland, Feb. 14, 2001  
 9, Delvon Arrington vs. Georgia Tech, Feb. 28, 2001  
 9, Tim Pickett at Virginia, Jan. 18, 2004  
 9, Tim Pickett at North Carolina, Feb. 22, 2004  
 8, Doug Edwards vs. Virginia, Feb. 8, 1993  
 8, Doug Edwards vs. Maryland, Feb. 13, 1993  
 8, Doug Edwards vs. Clemson, March 12, 1993  
 8, Delvon Arrington at Clemson, Feb. 12, 2000  
 8, Tim Pickett vs. Duke, Feb. 2, 2003  
 8, Tim Pickett vs. Virginia, March 1, 2003  
 8, Alexander Johnson at Virginia, Feb. 9, 2005

## Total Rebounds

17, Michael Joiner at Wake Forest, Jan. 9, 2001  
 15, Rodney Dobard at Maryland, Jan. 18, 1992  
 15, Doug Edwards vs. Clemson, March 12, 1993  
 14, Adam Waleskowski at Maryland, Dec. 19, 2004  
 13, Doug Edwards at Maryland, Jan. 18, 1992  
 13, Doug Edwards vs. Maryland, Feb. 5, 1992  
 13, Bob Sura at Virginia, Feb. 4, 1995  
 13, Al Thornton at Maryland, Dec. 19, 2004  
 12, Rodney Dobard at North Carolina, Dec. 15, 1991  
 12, Doug Edwards vs. Virginia, Jan. 4, 1992  
 12, Rodney Dobard vs. Maryland, Feb. 5, 1992  
 12, Doug Edwards vs. North Carolina, Feb. 27, 1992  
 12, Bob Sura vs. NC State, Jan. 15, 1995  
 12, Corey Louis at Virginia, Feb. 4, 1995  
 12, Randell Jackson vs. Wake Forest, March 1, 1997  
 12, Nigel Dixon vs. Duke, Jan. 6, 2002

## Assists

13, Delvon Arrington at Georgia Tech, Jan. 9, 1999  
 12, Bob Sura vs. NC State, Jan. 15, 1995  
 11, Charlie Ward at Georgia Tech, Jan. 23, 1992  
 10, Charlie Ward vs. NC State, Jan. 16, 1993  
 10, Kerry Thompson vs. North Carolina, Jan. 22, 1997  
 10, Delvon Arrington at Georgia Tech, Jan. 19, 2000 vs. Georgia Tech, Feb. 21, 2000 vs. North Carolina, Feb. 23, 2000 at Maryland, March 1, 2000 vs. Duke, Jan. 6, 2002  
 9, Sam Cassell at Virginia, Jan. 6, 1993  
 9, Bob Sura at Wake Forest, Jan. 8, 1994  
 9, Charlie Ward at Wake Forest, Feb. 10, 1994  
 9, Kerry Thompson vs. Duke, Feb. 15, 1997  
 9, Delvon Arrington vs. Georgia Tech, March 2, 2002  
 9, Nate Johnson vs. Georgia Tech, Feb. 3, 2004  
 9, Todd Galloway at Virginia, Feb. 9, 2005

## Blocked Shots

9, Corey Louis vs. Maryland, Jan. 10, 1995  
 7, Rodney Dobard vs. Maryland, Jan. 13, 1993  
 6, Rodney Dobard at Wake Forest, Jan. 9, 1993  
 6, Rodney Dobard at North Carolina, Jan. 27, 1993  
 6, Rodney Dobard at NC State, Feb. 17, 1993  
 6, Randell Jackson vs. Virginia, Feb. 28, 1998  
 6, David Anderson vs. Duke, Jan. 21, 2000  
 6, Delvon Arrington at Georgia Tech, Jan. 27, 2001  
 5, Rodney Dobard at Duke, Feb. 24, 1993  
 5, Randell Jackson vs. Wake Forest, Jan. 6, 1996  
 5, Corey Louis vs. North Carolina, Jan. 24, 1996  
 5, Corey Louis vs. Maryland, Feb. 10, 1996  
 5, Karim Shabazz at Virginia, Dec. 1, 1998  
 5, Mike Mathews vs. Virginia, Feb. 17, 2001  
 5, Anthony Richardson vs. Georgia Tech, Feb. 15, 2003

## Steals

9, Bob Sura at Georgia Tech, March 2, 1995  
 8, Charlie Ward at Wake Forest, Jan. 11, 1992  
 7, Delvon Arrington at Clemson, Feb. 23, 2002  
 6, Charlie Ward vs. Clemson, Feb. 8, 1992  
 6, James Collins vs. NC State, Feb. 14, 1996  
 6, Kerry Thompson vs. Maryland, Jan. 29, 1997  
 6, Delvon Arrington at Georgia Tech, Jan. 27, 2001  
 5, Charlie Ward at Clemson, Feb. 16, 1994  
 5, Bob Sura vs. Duke, Jan. 21, 1995  
 5, Kerry Thompson at NC State, Jan. 3, 1998  
 5, Delvon Arrington at North Carolina, Jan. 22, 1999  
 5, Delvon Arrington vs. Virginia, Jan. 30, 1999  
 5, Delvon Arrington at North Carolina, Feb. 7, 1999  
 5, Delvon Arrington at North Carolina, Jan. 22, 2000  
 5, Tim Pickett at Georgia Tech, Jan. 14, 2003  
 5, Tim Pickett at Wake Forest, Feb. 25, 2004  
 5, Tim Pickett at Georgia Tech, March 6, 2004



# FSU TEAM RECORDS IN ACC GAMES

## Most Points in a Game

111, vs. Wake Forest, Feb. 10, 1993  
 110, vs. North Carolina, Feb. 27, 1992  
 108, vs. Georgia Tech, Feb. 11, 1999  
 105, vs. Maryland, Jan. 13, 1993  
 102, vs. Clemson, Feb. 8, 1992  
 102, vs. Clemson, Feb. 20, 1993  
 100, vs. Virginia, Feb. 6, 1994  
 100, vs. Maryland, Feb. 10, 1996  
 99, vs. Virginia, Feb. 8, 1993  
 98, vs. NC State, Jan. 25, 1992  
 96, vs. Georgia Tech, Jan. 31, 1993  
 93, vs. NC State, March 13, 1992  
 91, at Maryland, Jan. 18, 1992  
 91, vs. Wake Forest, Jan. 18, 2005

## First Half Points

57, vs. Wake Forest, Feb. 10, 1993  
 53, vs. Clemson, Feb. 20, 1993  
 52, vs. NC State, Jan. 15, 1995  
 51, vs. Clemson, Feb. 8, 1992  
 51, vs. Georgia Tech, Jan. 31, 1993  
 50, at Clemson, March 3, 2001  
 49, at NC State, Feb. 10, 1992  
 47, vs. Virginia, Feb. 6, 1994  
 46, at North Carolina, Dec. 15, 1991  
 46, vs. North Carolina, Feb. 27, 1992  
 46, at North Carolina, Feb. 24, 1996  
 46, vs. North Carolina, Jan. 22, 1997  
 46, vs. Wake Forest, Jan. 18, 2005

## Second Half Points

65, vs. Maryland, Jan. 13, 1993  
 65, vs. Maryland, Feb. 10, 1996  
 64, vs. North Carolina, Feb. 27, 1992  
 57, vs. Virginia, Feb. 8, 1993  
 54, vs. Wake Forest, Feb. 10, 1993  
 53, vs. Virginia, Feb. 6, 1994  
 52, at Maryland, Feb. 13, 1993  
 51, vs. NC State, Jan. 25, 1992  
 51, vs. Clemson, Feb. 8, 1992  
 51, vs. Virginia, Feb. 28, 1998  
 51, vs. Georgia Tech, Feb. 11, 1999  
 50, vs. NC State, March 13, 1992

## Field Goals Made

44, vs. Wake Forest, Feb. 10, 1993  
 42, vs. Georgia Tech, Feb. 11, 1999  
 41, vs. Georgia Tech, Jan. 31, 1993  
 41, vs. NC State, Jan. 15, 1995  
 39, vs. North Carolina, Feb. 27, 1992  
 39, vs. NC State, March 13, 1992  
 37, vs. Maryland, Jan. 13, 1993  
 37, vs. Clemson, Feb. 20, 1993  
 36, at Wake Forest, Jan. 11, 1992  
 36, vs. Duke, Jan. 24, 1993  
 35, vs. NC State, Jan. 25, 1992  
 35, at Clemson, Jan. 20, 1993  
 35, vs. Virginia, Feb. 8, 1993  
 35, at Georgia Tech, March 4, 1993

## Field Goals Attempted

85, vs. Georgia Tech, Jan. 31, 1993  
 80, at Georgia Tech, Jan. 27, 1996  
 79, vs. Georgia Tech, Feb. 11, 1999  
 77, vs. Clemson, March 12, 1993  
 76, vs. Duke, Jan. 24, 1993  
 76, vs. Wake Forest, Feb. 10, 1993  
 75, vs. North Carolina, March 11, 1994  
 75, vs. Maryland, Jan. 10, 1995  
 74, at Virginia, Jan. 6, 1993  
 74, at Duke, Jan. 22, 1994

## Field Goal Percentage

.639, vs. NC State (39-61), March 13, 1992  
 .615, vs. Wake Forest (24-39), Jan. 20, 1999  
 .614, vs. Clemson (27-44), Jan. 17, 1996  
 .612, vs. NC State, Jan. 15, 1995  
 .600, vs. Duke, Feb. 2, 2003  
 .579, vs. Wake Forest, Feb. 10, 1993  
 .578, at NC State (26-45), Jan. 3, 1998  
 .574, vs. Maryland (31-54), Feb. 10, 1996  
 .569, at North Carolina (29-51), Feb. 24, 1996  
 .558, vs. Duke, Jan. 21, 1995  
 .552, vs. Maryland, Jan. 13, 1993  
 .547, vs. Wake Forest (29-53), Jan. 22, 1998

## 3-Pointers Made

15, at North Carolina, Feb. 21, 2004  
 13, vs. North Carolina, Feb. 27, 1992  
 13, at NC State, Feb. 15, 1995  
 12, at Clemson, Jan. 20, 1993  
 12, at Wake Forest, Feb. 10, 1994  
 12, at Clemson, Jan. 18, 1995  
 12, vs. North Carolina, Feb. 25, 1995  
 12, at Wake Forest, Feb. 25, 2004  
 12, vs. Wake Forest, Jan. 18, 2005  
 11, at North Carolina, Feb. 25, 1994  
 11, at North Carolina, Feb. 24, 1996  
 11, vs. Wake Forest, March 7, 1997  
 11, vs. Virginia, March 1, 2003  
 11, vs. Wake Forest, Jan. 25, 2004

## 3-Pointers Attempted

37, at North Carolina, Feb. 21, 2004  
 34, vs. Maryland, Jan. 10, 1995  
 32, at North Carolina, Feb. 25, 1994  
 31, vs. North Carolina, March 11, 1994  
 31, vs. North Carolina, Jan. 6, 1999  
 31, at Virginia, Jan. 18, 2004  
 31, at Georgia Tech, March 6, 2004  
 30, vs. Miami (Fla.), Feb. 22, 2005  
 29, at Georgia Tech, Jan. 27, 1996  
 29, vs. Wake Forest, Feb. 26, 2003  
 28, at Virginia, Feb. 4, 1995  
 28, vs. Clemson, Feb. 18, 1995  
 28, vs. Wake Forest, Jan. 25, 2004  
 27, at Clemson, Jan. 18, 1995  
 27, at NC State, Feb. 15, 1995  
 27, at Wake Forest, Feb. 7, 1996  
 27, at NC State, Feb. 26, 1997  
 27, at Wake Forest, Feb. 25, 2004

## 3-Point Percentage

.700, vs. Duke (7-10), Jan. 4, 2001  
 .643, at North Carolina (9-14), Feb. 22, 2001  
 .600, vs. Virginia (6-10), Feb. 17, 2001  
 .647, at North Carolina (11-17), Feb. 24, 1996  
 .591, vs. North Carolina (13-22), Feb. 27, 1992  
 .571, vs. Wake Forest (8-14), Jan. 20, 1999  
 .556, vs. North Carolina (10-18), Jan. 22, 2000  
 .526, vs. North Carolina (10-19), Jan. 16, 2002  
 .500, vs. Georgia Tech (10-20), Feb. 15, 1992  
 .500, at Clemson (12-24), Jan. 20, 1993  
 .500, vs. Wake Forest (7-14), Feb. 10, 1993  
 .500, at Wake Forest (12-24), Feb. 10, 1994  
 .500, at Virginia (6-12), Jan. 3, 1996  
 .500, vs. Clemson (10-20), Jan. 17, 1996  
 .500, vs. Maryland (9-18), Feb. 10, 1996  
 .500, vs. Virginia (8-16), Feb. 28, 1998  
 .500, vs. Clemson (9-18), March 4, 1999  
 .500, at Virginia (8-16), Jan. 20, 2002  
 .500, vs. Georgia Tech (71-64), Feb. 15, 2003  
 .500, vs. Wake Forest (12-24), Jan. 18, 2005

## Free Throws Made

37, vs. Clemson, Feb. 8, 1992  
 29, vs. Maryland, Feb. 10, 1996  
 25, vs. Virginia, Feb. 8, 1993  
 25, vs. Clemson, Feb. 15, 1998  
 24, vs. Virginia, Feb. 6, 1994  
 24, vs. Virginia, Feb. 26, 2000  
 24, vs. Maryland, Dec. 28, 2004  
 23, at NC State, Feb. 10, 1992  
 23, vs. Maryland, Jan. 13, 1993  
 23, at Clemson, Jan. 13, 1998  
 23, vs. NC State, Jan. 23, 1999  
 23, vs. Clemson, Jan. 31, 2001  
 23, at Maryland, Feb. 14, 2001  
 22, vs. NC State, Jan. 25, 1992  
 22, vs. Clemson, March 4, 1999

## Free Throws Attempted

48, vs. Clemson, Feb. 8, 1992  
 40, vs. Maryland, Feb. 10, 1996  
 40, vs. Clemson, Feb. 15, 1998  
 37, at Clemson, Jan. 13, 1998  
 35, vs. Clemson, March 4, 1999  
 35, at Maryland, Feb. 14, 2001  
 34, vs. Maryland, Jan. 13, 1993  
 34, vs. North Carolina, Jan. 20, 2002  
 33, at Maryland, Feb. 13, 1993  
 33, vs. Virginia, Feb. 26, 2000  
 33, vs. Clemson, Jan. 31, 2001  
 33, vs. Maryland, Dec. 28, 2004  
 32, vs. Virginia, Feb. 8, 1993  
 32, at Maryland, Dec. 19, 2004  
 31, vs. Maryland, Jan. 29, 1997  
 31, vs. NC State, Jan. 23, 1999  
 31, vs. NC State, Jan. 25, 2001  
 31, vs. Georgia Tech, Feb. 20, 2005  
 30, at NC State, Feb. 10, 1992  
 30, vs. Virginia, Feb. 6, 1994  
 30, vs. Maryland, Feb. 27, 1999

## Free Throw Percentage

1.000, at Wake Forest (11-11), Jan. 25, 1997  
 .950, vs. Georgia Tech (19-20), Feb. 3, 2004  
 .941, at Maryland (16-17), Jan. 11, 1994  
 .941, vs. Virginia (16-17), Feb. 28, 1999  
 .929, at Georgia Tech (13-14), Jan. 14, 2003  
 .900, vs. North Carolina (9-9), Jan. 20, 2001  
 .882, at Wake Forest (90-87), Feb. 25, 2004  
 .867, vs. Georgia Tech (13-15), March 2, 1994  
 .867, vs. Clemson (13-15), Feb. 18, 1995  
 .842, at Clemson (16-19), March 3, 2001  
 .833, at Maryland (20-24), March 4, 1996  
 .833, vs. Virginia (10-12), Feb. 17, 2001  
 .833, at NC State (15-18), Feb. 18, 2003  
 .826, at Maryland (19-23), Jan. 27, 1999  
 .818, at NC State (18-22), Jan. 26, 2005  
 .813, at NC State (13-16), Jan. 8, 2002  
 .810, at NC State (17-21), Feb. 2, 2000  
 .800, vs. NC State (12-15), Jan. 4, 1997  
 .800, at North Carolina (8-10), March 3, 2005  
 .789, vs. North Carolina (15-19), Dec. 20, 1997  
 .786, at Virginia (11-14), Feb. 4, 1995  
 .783, vs. Wake Forest (18-23), Jan. 20, 1999  
 .783, vs. Virginia Tech (18-23), Jan. 8, 2005

## Offensive Rebounds

26, at Georgia Tech, Jan. 15, 1997  
 25, vs. Georgia Tech, Jan. 31, 1993  
 25, vs. NC State, March 7, 1996  
 23, vs. North Carolina, March 11, 1994  
 23, vs. Clemson, Feb. 18, 1995  
 23, vs. Georgia Tech, Feb. 18, 1998  
 22, vs. Maryland, Jan. 10, 1995  
 22, vs. Maryland, Feb. 27, 1999  
 21, vs. North Carolina, Jan. 24, 1996  
 21, at Maryland, Dec. 19, 2004



# FSU TEAM RECORDS IN ACC GAMES

## Defensive Rebounds

39, vs. Georgia Tech, Feb. 28, 2001  
 37, vs. NC State, Jan. 15, 1995  
 35, at Maryland, Dec. 19, 2004  
 34, vs. Maryland, Jan. 13, 1993  
 31, at Clemson, March 3, 2001  
 30, vs. Wake Forest, Jan. 22, 1998  
 30, vs. Duke, Jan. 6, 2002  
 29, at Maryland, Jan. 18, 1992  
 29, vs. Virginia, Feb. 6, 1994  
 29, at Wake Forest, Jan. 7, 1995  
 29, at NC State, Feb. 2, 2000  
 28, vs. NC State, Jan. 25, 1992  
 28, at Virginia, Jan. 6, 1993  
 28, at Maryland, Jan. 7, 1998  
 28, vs. Clemson, March 4, 1999  
 28, at South Florida, Jan. 8, 2000  
 28, vs. Clemson, Jan. 26, 2002  
 28, vs. Clemson, Feb. 14, 2004

## Total Rebounds

56, at Maryland, Dec. 19, 2004  
 54, vs. NC State, Jan. 15, 1995  
 51, vs. NC State, March 7, 1996  
 50, at Virginia, Jan. 6, 1993  
 49, vs. Georgia Tech, Jan. 31, 1993  
 49, at Georgia Tech, Jan. 15, 1996  
 48, at Wake Forest, Jan. 7, 1995  
 47, vs. Virginia, Feb. 6, 1994

## Assists

26, vs. NC State, Jan. 15, 1995  
 24, at Georgia Tech, Jan. 23, 1992  
 24, vs. Wake Forest, Feb. 10, 1993  
 23, vs. NC State, March 13, 1992  
 23, vs. Maryland, Jan. 13, 1993  
 22, at Wake Forest, Jan. 11, 1992  
 22, vs. North Carolina, Feb. 27, 1992  
 22, at Clemson, Jan. 20, 1993  
 21, vs. Clemson, Feb. 20, 1993  
 21, at NC State, Feb. 15, 1995  
 21, at Georgia Tech, Jan. 9, 1999

## Blocked Shots

14, vs. Maryland, Jan. 10, 1995  
 11, vs. Virginia, Feb. 28, 1998

## Steals

18, vs. NC State, Feb. 14, 1996  
 16, at Wake Forest, Jan. 11, 1992  
 16, vs. NC State, March 13, 1992  
 16, at Georgia Tech, March 2, 1995  
 15, vs. NC State, Jan. 25, 1992  
 14, vs. Maryland, Dec. 28, 2004  
 13, vs. North Carolina, Feb. 27, 1992  
 13, at Wake Forest, Jan. 9, 1993  
 13, at Georgia Tech, March 4, 1993  
 13, at Georgia Tech, Jan. 27, 1996  
 13, vs. Duke, Feb. 22, 1996

## Turnovers

28, at Maryland, Feb. 13, 1993  
 28, vs. Virginia Tech, Jan. 8, 2005  
 25, at Maryland, Dec. 19, 2004  
 24, at Duke, Jan. 6, 1992  
 24, at Maryland, Feb. 11, 1995  
 24, at Clemson, Jan. 13, 1998  
 24, at Duke, Feb. 7, 2002  
 23, at North Carolina, Jan. 27, 1993  
 23, vs. Maryland, Feb. 12, 1994  
 23, at Maryland, Jan. 27, 1999  
 23, vs. Maryland, Feb. 27, 1999  
 23, vs. Maryland, March 5, 1999  
 22, at Maryland, Jan. 11, 1994  
 22, vs. Maryland, Jan. 29, 1997  
 22, at Wake Forest, Feb. 20, 1999  
 22, at Wake Forest, Dec. 16, 2001  
 22, vs. Clemson, Jan. 12, 2005  
 22, at North Carolina, Jan. 22, 2005

## Personal Fouls

36, vs. NC State, March 7, 1996  
 32, at Clemson, Feb. 27, 2005  
 31, vs. Clemson, March 4, 1999  
 31, at Virginia, Jan. 20, 2002  
 30, vs. North Carolina, March 14, 1992  
 30, at Maryland, Jan. 7, 1998  
 30, at Clemson, Jan. 13, 1998  
 30, vs. Georgia Tech, Feb. 11, 1999  
 29, vs. North Carolina, March 11, 1994  
 27, vs. Maryland, Feb. 5, 1992  
 27, at Wake Forest, Feb. 7, 1996  
 27, at Duke, Feb. 10, 1998  
 27, at Wake Forest, Feb. 20, 1999  
 27, vs. Maryland, Feb. 27, 1999  
 27, at North Carolina, Feb. 17, 2002  
 27, at North Carolina, Feb. 21, 2004

# FSU MISCELLANEOUS ACC RECORDS

## Largest Winning Margin

36, vs. Virginia (100-64), Feb. 6, 1994  
 28, vs. NC State (107-79), Jan. 15, 1995  
 25, vs. Virginia (88-63), Feb. 28, 1998  
 24, vs. Wake Forest (83-59), Jan. 22, 1998  
 22, vs. NC State (98-76), Jan. 25, 1992  
 22, vs. Maryland (100-78), Feb. 10, 1996

## Largest Winning Margin on the Road

19, at Georgia Tech (75-56), Jan. 9, 1999  
 18, at Clemson (89-71), Jan. 20, 1993  
 13, at NC State (68-55), Jan. 3, 1998  
 12, at North Carolina (86-74), Dec. 15, 1991

## Largest Losing Margin

48, at North Carolina (103-55), Jan. 24, 1998  
 42, at Duke (100-58), Feb. 4, 2001  
 34, at North Carolina (98-64), Feb. 7, 1999  
 33, at Clemson (78-45), Feb. 14, 1999  
 33, at Duke (101-68), Feb. 16, 2000  
 33, at Maryland (96-63), Jan. 26, 2002  
 31, vs. Duke (85-54), Jan. 16, 2000  
 31, at Duke (49-80), Feb. 7, 2002  
 30, at North Carolina (100-70), Jan. 25, 1995  
 29, vs. Clemson (78-49), Feb. 15, 1998

**Best Record:** 12-4, second place in 1992-93

**Worst Record:** 9-21 in 2000-01

**Best League Finish:** Second place twice (1991-92 and 1992-93)

**Worst League Finish:** Tenth place tie (2004-05)

**Longest Winning Streak:** 6, Jan. 31, 1993-Feb. 24, 1993

**Longest Home Winning Streak:** 10, Feb. 1, 1992-Feb. 27, 1993

**Longest Road Winning Streak:** 5, Jan. 11, 1992-Feb. 18, 1992

**Longest Losing Streak:** 9, Jan. 27, 1999-Feb. 27, 1999

**Longest Home Losing Streak:** 4, Jan. 30, 1999-Feb. 27, 1999; Jan. 4, 2001-Jan. 25, 2001; Jan. 22, 2005-Feb. 22, 2005

**Longest Road Losing Streak:** 26, Dec. 16, 2001-Jan. 26, 2005

**Best First Half:** 6-2 in 1992-93

**Best Second Half:** 6-2 in 1991-92 and 1992-93

**Best Home Record:** 7-1 in 1992-93

**Best Road Record:** 6-2 in 1991-92

LaMarr Greer scored 1,022 career points and is ranked 34th in school history in career scoring. He is also tied for 11th in games played with 117 and seventh in career 3-point field goals made with 123.





# ACC SERIES ANATOMIES

## Clemson (Florida State leads, 24-20)

**Last Florida State Win:** Feb. 14, 2004; Home, 65-52  
**Last Clemson Win:** Feb. 27, 2005; Home, 74-83  
**Hamilton vs. Clemson:** 3-5 (3-3 at Florida State, 0-2 at Miami)  
**Seminoles at Home:** 13-5  
**Seminoles on the Road:** 7-12  
**Seminoles on Neutral Courts:** 4-3  
**Seminoles Since 1992:** 19-13  
**Longest Winning Streak:** 5 (Jan. 19, 1994-Jan. 17, 1996)  
**Largest Margin of Victory:** +42; 122-80, Home (Jan. 22, 1970)  
**Largest Margin in Loss:** -33; 45-78, Away (Feb. 14, 1999)  
**Most Points Scored:** 122-80; Home (Jan. 22, 1970)

## Duke (Duke leads, 24-4)

**Last Florida State Win:** Feb. 2, 2003; Home, 75-70  
**Last Duke Win:** Jan. 22, 2005; Away, 56-88  
**Hamilton vs. Duke:** 1-4 (at Florida State)  
**Seminoles at Home:** 4-10  
**Seminoles on the Road:** 0-14  
**Seminoles on Neutral Courts:** 0-0  
**Seminoles Since 1992:** 4-23  
**Longest Winning Streak:** 1 (Jan. 24, 1993, Jan. 21, 1995, Jan. 6, 2002, Feb. 5, 2003)  
**Largest Margin of Victory:** +5; 75-70, Home (Feb. 2, 2003)  
**Largest Margin in Loss:** -42; 100-58, Away (Feb. 4, 2001)  
**Most Points Scored:** 89-88; Home (Jan. 24, 1993)

## Georgia Tech (Florida State leads, 28-25)

**Last Florida State Win:** Feb. 3, 2004; Home, 81-65  
**Last Georgia Tech Win:** Feb. 20, 2005; Away, 75-76  
**Hamilton vs. Georgia Tech:** 4-2 (2-2 at Florida State, 2-0 at Miami)  
**Seminoles at Home:** 15-9  
**Seminoles on the Road:** 11-15  
**Seminoles on Neutral Courts:** 2-1  
**Seminoles Since 1992:** 14-14  
**Longest Winning Streak:** 6 (Jan. 23, 1992-March 2, 1994)  
**Largest Margin of Victory:** +58; 108-50, Home (Feb. 9, 1972)  
**Largest Margin in Loss:** -21; 79-58, Away (Jan. 26, 1996)  
**Most Points Scored:** 108-50; Home (Feb. 9, 1972)

## Maryland (Maryland leads, 24-7)

**Last Florida State Win:** Dec. 28, 2003; Home, 79-75  
**Last Maryland Win:** Dec. 19, 2004; Away, 88-90 (OT)  
**Hamilton vs. Maryland:** 1-4 (at Florida State)  
**Seminoles at Home:** 4-9  
**Seminoles on the Road:** 3-11  
**Seminoles on Neutral Courts:** 0-4  
**Seminoles Since 1992:** 7-24  
**Longest Winning Streak:** 2 (Jan. 13, 1993-Feb. 13, 1993)  
**Largest Margin of Victory:** +22; 100-78, Home (Feb. 10, 1986)  
**Largest Margin in Loss:** -33; 63-96, Home (Feb. 27, 2002)  
**Most Points Scored:** 105-85; Home (Jan. 13, 1993)

## Miami (Florida State leads, 29-25)

**Last Florida State Win:** Dec. 14, 2003; Away, 67-58  
**Last Miami Win:** Feb. 22, 2005; Away, 49-65  
**Hamilton vs. Miami:** 2-1 (1-1 at Florida State, 1-0 at Miami)  
**Seminoles at Home:** 21-4  
**Seminoles on the Road:** 8-21  
**Seminoles on Neutral Courts:** 0-0  
**Seminoles Since 1992:** 2-1  
**Longest Winning Streak:** 6 (Dec. 6, 1968-Jan. 8, 1971)  
**Largest Margin of Victory:** +41; 104-63, Home (Jan. 9, 1970)  
**Largest Margin in Loss:** -37; 56-93, Away (Jan. 11, 1952)  
**Most Points Scored:** 114-106; Home (Jan. 8, 1971)

## North Carolina (North Carolina leads, 33-8)

**Last Florida State Win:** Jan. 22, 2004; Home, 90-81 (OT)  
**Last North Carolina Win:** March 3, 2005; Home, 76-91  
**Hamilton vs. North Carolina:** 1-4 (1-3 at Florida State, 0-1 at Miami)  
**Seminoles at Home:** 4-10  
**Seminoles on the Road:** 3-18  
**Seminoles on Neutral Courts:** 1-5  
**Seminoles Since 1992:** 6-22  
**Longest Winning Streak:** 2 (Dec. 15, 1991-Feb. 27, 1992; Feb. 24, 1996-Jan. 22, 1997)  
**Largest Margin of Victory:** +14; 110-96, Home (Feb. 27, 1992)  
**Largest Margin in Loss:** -48; 103-55, Away (Jan. 24, 1998)  
**Most Points Scored:** 110-96; Home (Feb. 27, 1992)

## NC State (NC State leads, 23-15)

**Last Florida State Win:** Jan. 23, 1999; Home, 71-59  
**Last NC State Win:** March 10, 2005; Neutral, 54-70  
**Hamilton vs. NC State:** 0-6 (at Florida State)  
**Seminoles at Home:** 9-5  
**Seminoles on the Road:** 5-13  
**Seminoles on Neutral Courts:** 1-5  
**Seminoles Since 1992:** 12-19  
**Longest Winning Streak:** 5 (Jan. 25, 1992-Feb. 17, 1993)  
**Largest Margin of Victory:** +28; 107-79, Home (Jan. 15, 1995)  
**Largest Margin in Loss:** -25; 71-46, Away (Feb. 25, 2001)  
**Most Points Scored:** 107-79; Home (Jan. 15, 1995)

## Virginia (Virginia leads, 16-12)


**Last Florida State Win:** March 6, 2005; Home, 68-63  
**Last Virginia Win:** Jan. 18, 2004; Away, 67-76 (OT)  
**Hamilton vs. Virginia:** 3-2 (at Florida State)  
**Seminoles at Home:** 8-6  
**Seminoles on the Road:** 4-10  
**Seminoles on Neutral Courts:** 0-0  
**Seminoles Since 1992:** 12-15  
**Longest Winning Streak:** 3 (Feb. 4, 1998-Dec. 1, 1998)  
**Largest Margin of Victory:** +36; 100-64, Home (Feb. 6, 1994)  
**Largest Margin in Loss:** -20; 84-64, Home (Jan. 6, 1994)  
**Most Points Scored:** 100-64; Home (Feb. 6, 1994)

## Virginia Tech (Florida State leads, 20-15)

**Last Florida State Win:** Jan. 8, 2005; Home, 77-70  
**Last Virginia Tech Win:** Feb. 24, 1990; Home, 74-84  
**Hamilton vs. Virginia Tech:** 2-0 (at Florida State)  
**Seminoles at Home:** 11-4  
**Seminoles on the Road:** 6-10  
**Seminoles on Neutral Courts:** 3-1  
**Seminoles since 1992:** 3-0  
**Longest Winning Streak:** 5 (Jan. 26, 1991-Jan. 4, 2003)  
**Largest Margin of Victory:** +29; 107-78, Home (Feb. 23, 1987)  
**Largest Margin in Loss:** -14; 71-85, Away (Jan. 14, 1985)  
**Most Points Scored:** 117-97; Home (March 1, 1989)

## Wake Forest (Wake Forest leads, 19-13)

**Last Florida State Win:** Jan. 25, 2004; Home, 75-70  
**Last Wake Forest Win:** Feb. 12, 2005; Home, 48-87  
**Hamilton vs. Wake Forest:** 1-4 (1-3 at Florida State and 0-1 at Miami)  
**Seminoles at Home:** 9-5  
**Seminoles on the Road:** 3-12  
**Seminoles on Neutral Courts:** 1-2  
**Seminoles Since 1992:** 11-18  
**Longest Winning Streak:** 5 (Dec. 22, 1973-Feb. 10, 1993)  
**Largest Margin of Victory:** +24; 83-59, Home (Jan. 22, 1998)  
**Largest Margin in Loss:** -39; 48-87, Away (Feb. 12, 2005)  
**Most Points Scored:** 111-94; Home (Feb. 10, 1993)



Michael Joiner was named to the ACC All-Rookie Team as a freshman during the 2000-01 season. Joiner ranked second on the team in rebounding and free throw shooting percentage that season.



# MARGIN OF VICTORY

## LARGEST MARGIN OF VICTORY

Rank	Margin	Opponent (Date)	Score
1.	+69	Valdosta (Dec. 12, 1970)	134-65
2.	+67	Baptist (Feb. 5, 1977)	139-72
3.	+64	Tampa (Dec. 6, 1965)	121-57
4.	+60	South Dakota (Dec. 5, 1970)	125-65
5.	+58	Georgia Tech (Feb. 19, 1972)	108-50
6.	+57	Palm Beach Atlantic (Dec. 13, 1975)	109-52
7.	+54	Central Florida (Nov. 25, 1988)	133-79
8.	+53	Baptist College (Jan. 14, 1976)	107-54
	+53	UNC-Asheville (Jan. 2, 1992)	107-54
10.	+52	New Hampshire (Dec. 30, 1968)	104-52
	+52	Savannah State (Nov. 20, 2002)	93-41
12.	+51	Florida Atlantic (Dec. 1, 1993)	110-59
13.	+48	Valdosta State (Dec. 12, 1970)	111-63
14.	+46	Florida International (Dec. 2, 1987)	121-75
	+46	Rider (Jan. 4, 1989)	113-67
	+46	Campbell (Dec. 29, 2001)	93-47
17.	+45	Valdosta State (Dec. 2, 1968)	120-75
	+45	Valdosta State (Feb. 24, 1976)	106-61
	+45	Eckerd (Nov. 27, 1978)	116-71
	+45	Nicholls State (Nov. 26, 2004)	99-54
21.	+44	Jacksonville (Dec. 21, 2004)	101-57
22.	+43	Rollins (Feb. 11, 1960)	101-58
	+43	Samford (Jan. 16, 1971)	122-79
	+43	East Tennessee State (Jan. 8, 1972)	106-63

Rank	Margin	Opponent (Date)	Score
25.	+42	Clemson (Jan. 22, 1970)	122-80
	+42	South Alabama (Feb. 23, 1974)	105-63
27.	+41	Jacksonville (Feb. 16, 1968)	106-65
	+41	Miami (Fla.) (Jan. 9, 1970)	104-63
	+41	Chattanooga (Feb. 1, 1975)	111-70
30.	+40	SW Louisiana (Jan. 24, 1976)	110-70

## LARGEST MARGIN OF DEFEAT

Rank	Margin	Opponent (Date)	Score
1.	-52	West Virginia (Jan. 30, 1958)	51-103
2.	-48	North Carolina (Jan. 25, 1995)	55-103
3.	-45	North Carolina (Dec. 31, 1985)	64-109
4.	-43	Duke (Feb. 4, 2001)	58-101
5.	-40	The Citadel (Feb. 15, 1960)	60-100
	-40	Southern Mississippi (Feb. 8, 1986)	96-102
7.	-39	Marshall (Feb. 1, 1958)	68-107
8.	-35	North Carolina (Dec. 16, 1965)	80-115
9.	-34	North Carolina (Feb. 7, 1999)	98-64
10.	-33	Clemson (Feb. 14, 1999)	45-78
	-33	Duke (Feb. 16, 2000)	68-101
	-33	Maryland (March 8, 2002)	59-85

# TOURNAMENT HISTORY

## CHAMPIONSHIPS

NAIB District 25 – 1950-51  
 NAIB District 25 – 1954-55  
 Savannah Invitational – 1962-63  
 Civitan Classic – 1968-69  
 Gator Bowl – 1969-70  
 Civitan Classic – 1971-72  
 Far West Classic – 1971-72  
 Senior Bowl – 1971-72  
 NCAA Mideast – 1971-72  
 Big Sun – 1973-74  
 Big Sun – 1977-78  
 Birmingham Classic – 1977-78  
 Cotton States Classic – 1980-81  
 Red Lobster Classic – 1986-87  
 Metro Conference – 1990-91

1960-61 Gator Bowl (0-1)  
 1962-63 Savannah Invitational (3-0, Champions)  
 1963-64 Gator Bowl (1-1, Third)  
 1964-65 Vanderbilt Invitational (1-1, Third)  
 1964-65 All College Tournament (1-2, Seventh)  
 1965-66 Tampa Invitational (1-1, Second)  
 1967-68 Milwaukee Classic (1-1, Third)  
 1967-68 Evansville Tournament (1-1, Second)  
 1968-69 Florida Sunshine Classic (2-0, Champions)  
 1969-70 Gator Bowl (2-0, Champions)  
 1970-71 Florida Sunshine Classic (1-1, Second)  
 1970-71 Sun Bowl (0-2)  
 1971-72 Civitan Classic (2-0, Champions)  
 1971-72 Far West Classic (3-0, Champions)  
 1971-72 Senior Bowl (2-0, Champions)

1978-79 Dayton Invitational (1-1, Second)  
 1978-79 Old Dominion Classic (1-1, Second)  
 1980-81 Cotton States Classic (2-0, First)  
 1981-82 Florida Four (1-1, Second)  
 1981-82 Dayton Invitational (1-1, Second)  
 1982-83 Florida Four (1-1, Third)  
 1982-83 Cabrillo Classic (1-1, Third)  
 1986-87 Red Lobster Classic (2-0, Champions)  
 1987-88 Red Lobster Classic (1-1, Third)  
 1988-89 Red Lobster Classic (1-1, Second)  
 1989-90 Great Alaska Shootout (1-2, Fifth)  
 1989-90 ECAC Holiday Festival (1-1, Third)  
 1992-93 Preseason NIT (2-2, Fourth)  
 1997-98 Preseason NIT (3-1, Second)  
 1998-99 Rainbow Classic (2-1, Fifth)  
 2000-01 Great Alaska Shootout (1-2, Seventh)  
 2002-03 Fiesta Bowl Classic (1-1, Third)  
 2003-04 University of Pittsburgh Holiday Hoops Classic (3-1, Second)  
 2004-05 Corpus Christi Caller Times Challenge (1-3)

## APPEARANCES

### In-Season

1950-51 NAIB District 25 (2-0, Champions)  
 1950-51 NAIB Nationals (2-1, Quarterfinals)  
 1951-52 Gator Bowl (0-3, Round Robin)  
 1951-52 NAIB District 25 (1-1, Second)  
 1952-53 NAIB District 25 (1-1, Second)  
 1954-55 Gator Bowl (1-1, Third)  
 1954-55 NAIB District 25 (2-0, Champions)  
 1954-55 NAIB Nationals (1-1, Second Round)  
 1955-56 Carousel Tournament (1-2, Sixth)  
 1955-56 Orange Bowl (1-2, Seventh)  
 1956-57 Senior Bowl (1-1, Third)  
 1957-58 Senior Bowl (1-1, Third)  
 1958-59 Citadel Invitational (0-2, Fourth)  
 1959-60 Gator Bowl (1-1, Second)

1972-73 Marshall Invitational (1-1, Third)  
 1972-73 Dayton Invitational (1-1, Third)  
 1972-73 All College (2-1, Third)  
 1973-74 Steel Bowl (1-1, Second)  
 1973-74 Big Sun Classic (2-0, Champions)  
 1973-74 Mercer Bear Classic (1-1, Third)  
 1973-74 Bluebonnet Classic (1-1, Second)  
 1973-74 Big Sun (2-0, First)  
 1974-75 Louisville Holiday (1-1, Second)  
 1975-76 Big Sun (1-1, Second)  
 1975-76 Far West Classic (1-2, Seventh)  
 1976-77 IPTAY Tournament (1-1, Second)  
 1976-77 Cable Car Classic (1-1, Second)  
 1976-77 Vermont Classic (1-1, Third)  
 1977-78 Big Sun (2-0, First)  
 1977-78 Birmingham Classic (2-0, First)  
 1977-78 Pillsbury Classic (1-1, Second)

### Conference

1948-49 Dixie Conference (1-2, Fourth)  
 1949-50 Dixie Conference (1-1, Third)  
 1950-51 Dixie Conference (1-1, Second)  
 1976-77 Metro Tournament (0-1)  
 1977-78 Metro Tournament (1-1, Second)  
 1978-79 Metro Tournament (2-1, Second)  
 1979-80 Metro Tournament (2-1, Second)

(continued on page 166)



# TOURNAMENT HISTORY

(continued from page 165)

1980-81 Metro Tournament (1-1, Fourth)	1993-94 ACC Tournament (0-1)	1971-72 NCAA Tournament (3-0, Champions) NCAA Championship (1-1, Second)
1981-82 Metro Tournament (1-1, Third)	1994-95 ACC Tournament (0-1)	1977-78 NCAA Tournament (0-1)
1982-83 Metro Tournament (0-1)	1995-96 ACC Tournament (0-1)	1979-80 NCAA Tournament (1-1)
1983-84 Metro Tournament (1-1)	1996-97 ACC Tournament (0-1)	1983-84 National Invitational Tournament (1-1)
1984-85 Metro Tournament (2-1, Second)	1997-98 ACC Tournament (0-1)	1986-87 National Invitational Tournament (1-1)
1985-86 Metro Tournament (1-1)	1998-99 ACC Tournament (1-1)	1987-88 NCAA Tournament (0-1)
1986-87 Metro Tournament (0-1)	1999-00 ACC Tournament (1-1)	1988-89 NCAA Tournament (0-1)
1987-88 Metro Tournament (1-1)	2000-01 ACC Tournament (0-1)	1990-91 NCAA Tournament (1-1)
1988-89 Metro Tournament (1-1)	2001-02 ACC Tournament (1-1)	1991-92 NCAA Tournament (2-1)
1989-90 Metro Tournament (0-1)	2002-03 ACC Tournament (1-1)	1992-93 NCAA Tournament (3-1)
1990-91 Metro Tournament (3-0, Champions)	2003-04 ACC Tournament (0-1)	1996-97 National Invitational Tournament (4-1, Second)
1991-92 ACC Tournament (1-1)	2004-05 ACC Tournament (0-1)	1997-98 NCAA Tournament (1-1)
1992-93 ACC Tournament (0-1)	<b>Postseason</b>	2003-04 National Invitational Tournament (1-1)
	1967-68 NCAA Tournament (0-1)	

# IN-SEASON TOURNAMENTS

## NAIB District 25

(Jacksonville, Fla.)

March 2, 1951	vs. Stetson	W	65-58	
March 3, 1951	vs. Georgia Teachers	W	69-67	(champions)

## NAIB District 25

(DeLand, Fla.)

Feb. 28, 1952	vs. Miami (Fla.)	W	73-70
Feb. 29, 1952	vs. Tampa	L	57-78
March 4, 1953	vs. Mercer	W	87-77
March 5, 1953	vs. Stetson	L	81-94

## NAIB District 25

(Tallahassee, Fla.)

Feb. 28, 1955	vs. Stetson	W	86-77	
March 1, 1955	vs. Georgia Teachers	W	91-83	(champions)

## NAIB National Tournament

(Kansas City, Mo.)

March 13, 1951	vs. South Dakota State	W	85-70	
March 14, 1951	vs. Pepperdine	W	61-59	
March 15, 1951	vs. Millikin	L	60-91	(quarterfinalists)
March 7, 1955	vs. Montana State	W	93-84	
March 9, 1955	vs. Beloit	L	88-110	

## All-College Tournament

(Oklahoma City, Ok.)

Dec. 28, 1964	vs. DePaul	L	44-52
Dec. 29, 1964	vs. Creighton	L	77-85
Dec. 30, 1964	vs. Rice	W	81-56
Dec. 27, 1972	vs. Penn State	W	70-60
Dec. 28, 1972	vs. Brigham Young	L	77-80
Dec. 30, 1972	vs. Oklahoma City	W	94-80

## Big Sun Classic

(St. Petersburg, Fla.)

Dec. 21, 1973	vs. Western Kentucky	W	107-87	
Dec. 22, 1973	vs. Wake Forest	W	66-48	(champions)
Dec. 19, 1975	vs. South Florida	W	78-51	
Dec. 20, 1975	vs. Alabama	L	72-76	
Dec. 9, 1977	vs. South Florida	W	76-67	
Dec. 10, 1977	vs. Seton Hall	W	94-63	(champions)

## Birmingham Classic

(Birmingham, Ala.)

Dec. 16, 1977	vs. Texas A&M	W	100-77	
Dec. 17, 1977	vs. Navy	W	82-55	(champions)

## Bluebonnet Classic

(Houston, Texas)

Jan. 4, 1974	vs. Texas A&M	W	99-79
Jan. 5, 1974	vs. Houston	L	74-79

## Cable Car Classic

(San Francisco, Calif.)

Dec. 17, 1976	vs. Santa Clara	W	94-80
Dec. 18, 1976	vs. San Francisco	L	87-93

## Cabrillo Classic

(San Diego, Calif.)

Dec. 29, 1982	at San Diego State	L	85-89
Dec. 30, 1982	vs. Tulsa	W	92-80

## Carousel Tournament

(Charlotte, N.C.)

Dec. 19, 1955	vs. Clemson	L	76-94
Dec. 20, 1955	vs. Boston University	W	86-52
Dec. 21, 1955	vs. Mississippi State	L	71-79

## The Citadel Invitational

(Charleston, S.C.)

Dec. 19, 1958	vs. Miami (Fla.)	L	79-85
Dec. 20, 1958	vs. Georgia	L	72-83

## Corpus Christi Caller Times Challenge

(Corpus Christi, Texas)

Nov. 22, 2004	vs. Texas A&M- Corpus Christi*	L	67-70
Nov. 24, 2004	vs. Shawnee State*	W	88-65
Nov. 27, 2004	vs. Kent State	L	59-69
Nov. 28, 2004	vs. TCC	L	70-71

\*Games played in Tallahassee, Fla.

## Cotton States Classic

(Atlanta, Ga.)

Dec. 19, 1980	vs. Missouri	W	68-64	
Dec. 20, 1980	vs. Georgia	W	64-62	(champions)

## Dayton Invitational

(Dayton, Ohio)

Dec. 22, 1972	vs. Alabama	L	68-74
Dec. 23, 1972	vs. Northwestern	W	91-73
Dec. 22, 1978	at Dayton	L	80-97
Dec. 23, 1978	vs. Penn State	L	57-64
Dec. 29, 1981	vs. UNC-Charlotte	W	76-73
Dec. 30, 1981	at Dayton	L	79-93

## ECAC Holiday Festival

(New York, N.Y.)

Dec. 27, 1989	vs. NC State	L	72-90
Dec. 29, 1989	vs. Rhode Island	W	95-76

## Evansville Tournament

(Evansville, Ind.)

Dec. 29, 1967	vs. George Washington	W	94-69
Dec. 30, 1967	vs. Evansville	L	67-76

## Far West Classic

(Portland, Ore.)

Dec. 27, 1971	vs. Washington	W	85-77	
Dec. 29, 1971	vs. Oregon State	W	73-72	
Dec. 30, 1971	vs. Washington State	W	85-61	(champions)
Dec. 26, 1975	vs. Washington	L	54-69	
Dec. 27, 1975	vs. Oregon State	L	75-78	
Dec. 28, 1975	vs. Colorado State	W	84-54	



# IN-SEASON TOURNAMENTS

## Fiesta Bowl Classic

(Tucson, Ariz.)

Dec. 28, 2002	vs. Boston University	L	69-84	
Dec. 30, 2002	vs. Davidson	W	82-66	

## Florida Four Tournament

(Tampa, Fla.)

Dec. 4, 1981	vs. Jacksonville	W	94-93 (OT)	
Dec. 5, 1981	vs. South Florida	L	67-82	

## Florida Four Tournament

(Gainesville, Fla.)

Dec. 10, 1982	vs. South Florida	L	77-90	
Dec. 11, 1982	vs. Jacksonville	W	81-66	

## Florida Sunshine Classic

(Jacksonville, Fla.)

Dec. 6, 1968	vs. Miami (Fla.)	W	111-84	
Dec. 7, 1968	vs. Jacksonville	W	93-88	(champions)
Dec. 7, 1970	vs. Southern Mississippi	W	117-84	
Dec. 8, 1970	vs. Jacksonville	L	108-114	
Dec. 6, 1971	vs. Stetson	W	90-54	
Dec. 7, 1971	vs. Jacksonville	W	90-83	(champions)

## Gator Bowl Tournament

(Jacksonville, Fla.)

Dec. 28, 1951	vs. Georgia	L	50-59	
Dec. 29, 1951	vs. Clemson	L	56-62	
Dec. 30, 1951	vs. Florida	L	51-61	
Dec. 27, 1954	vs. Florida	L	79-82	
Dec. 28, 1954	vs. Georgia	W	97-87	
Dec. 29, 1959	vs. Jacksonville	W	86-69	
Dec. 30, 1959	vs. Georgia	L	66-69	
Dec. 28, 1960	vs. Georgia	L	56-62	
Dec. 26, 1963	vs. Air Force	L	53-78	
Dec. 27, 1963	vs. Manhattan	W	85-81	
Dec. 29, 1969	vs. Army	W	86-51	
Dec. 30, 1969	vs. Florida	W	88-63	

## Great Alaska Shootout

(Anchorage, Alaska)

Nov. 24, 1989	vs. Kansas State	L	70-71	
Nov. 25, 1989	vs. Alaska Anchorage	W	75-74	
Nov. 26, 1989	vs. Connecticut	L	60-63	
Nov. 23, 2000	vs. Ohio State	L	65-90	
Nov. 24, 2000	vs. DePaul	L	74-80	
Nov. 25, 2000	vs. Rhode Island	W	86-71	

## IPTAY Tournament

(Clemson, S.C.)

Nov. 26, 1976	vs. Toledo	W	70-66	
Nov. 27, 1977	vs. Clemson	L	92-108	

## Louisville Holiday Classic

(Louisville, Ken.)

Dec. 26, 1974	vs. Purdue	W	69-66	
Dec. 27, 1974	vs. Louisville	L	61-79	

## Marshall Invitational

(Marshall, W.V.)

Dec. 15, 1972	vs. Princeton	L	59-61	
Dec. 16, 1972	vs. Baylor	W	85-67	

## Mercer Bear Classic

(Macon, Ga.)

Dec. 27, 1973	vs. Indiana State	L	92-93	
Dec. 28, 1973	vs. Wisconsin-Milwaukee	W	84-82	

## Milwaukee Classic

(Milwaukee, Wisc.)

Dec. 15, 1967	vs. Marquette	L	58-78	
Dec. 16, 1967	vs. Louisiana State	W	130-100	

## Old Dominion Classic

(Norfolk, Va.)

Jan. 5, 1979	vs. Georgia Southern	W	96-83	
Jan. 6, 1979	vs. Old Dominion	L	76-80	

## Orange Bowl Tournament

(Miami, Fla.)

Dec. 28, 1955	vs. West Virginia	L	69-78	
Dec. 29, 1955	vs. Santa Clara	L	59-61	
Dec. 30, 1955	vs. New York University	W	85-83	

## Pillsbury Classic

(Minneapolis, Minn.)

Dec. 30, 1977	vs. Tulane	W	71-56	
Dec. 31, 1977	vs. Minnesota	L	74-88	

## Pittsburgh Holiday Hoops Classic

(Pittsburgh, Pa.)

Nov. 24, 2003	vs. Georgetown College*	W	81-67	
Dec. 18, 2003	vs. Wagner*	W	83-62	
Dec. 20, 2003	vs. Chicago State	W	47-42	
Dec. 22, 2003	vs. Pittsburgh	L	56-63	

\*Games played in Tallahassee, Fla.

## Preseason NIT

Nov. 18, 1992	vs. Siena	W	89-80	
Nov. 20, 1992	vs. Iowa State	W	109-86	
Nov. 25, 1992	vs. Indiana	L	78-81 (OT)	
Nov. 27, 1992	vs. UCLA	L	83-86	
Nov. 17, 1997	vs. Loyola (Md.)	W	89-72	
Nov. 19, 1997	vs. Utah State	W	66-55	
Nov. 26, 1997	vs. Connecticut	W	67-60	
Nov. 28, 1997	vs. Kansas	L	58-73	

## Rainbow Classic

(Honolulu, Hawaii)

Dec. 28, 1998	vs. Princeton	L	46-50	
Dec. 29, 1998	vs. Mississippi State	W	69-58	
Dec. 30, 1998	vs. Murray State	W	80-76 (OT)	

## Red Lobster Classic

(Orlando, Fla.)

Dec. 29, 1986	vs. Alcorn State	W	84-62	
Dec. 28, 1987	vs. Pittsburgh	L	71-72	
Dec. 29, 1987	vs. Central Florida	W	101-67	
Dec. 28, 1988	vs. Central Florida	W	97-64	
Dec. 29, 1988	vs. Villanova	L	67-68	
Dec. 30, 1987	vs. Tennessee	W	91-90 (OT)	(champions)

## Savannah Invitational

(Savannah, Ga.)

Dec. 27, 1962	vs. Georgia	W	77-69	
Dec. 28, 1962	vs. Alabama	W	49-48	
Dec. 29, 1962	vs. Georgia Southern	W	79-60	(champions)

## Senior Bowl Tournament

(Mobile, Ala.)

aJan. 2, 1957	vs. Morehead State	L	75-97	
Jan. 3, 1957	vs. Furman	W	108-96	
Jan. 1, 1958	vs. The Citadel	L	57-59	
Jan. 2, 1958	vs. Georgia	W	92-80	
Jan. 3, 1972	vs. Denver	W	88-70	
Jan. 4, 1972	vs. St. Louis	W	63-62	(champions)

## Steel Bowl Tournament

(Pittsburgh, Pa.)

Dec. 7, 1973	vs. Clemson	W	65-58	
Dec. 8, 1973	vs. Pittsburgh	L	60-82	

## Sun Bowl Tournament

(El Paso, Texas)

Dec. 18, 1970	vs. Southern California	L	85-94	
Dec. 19, 1970	vs. Miami (Ohio)	L	64-67	

## Tampa Invitational

(Tampa, Fla.)

Dec. 20, 1965	vs. Virginia Military	W	65-64	
Dec. 21, 1965	vs. Auburn	L	58-59	

## Vanderbilt Invitational

(Nashville, Tenn.)

Dec. 18, 1964	vs. Oklahoma State	L	56-60	
Dec. 19, 1964	vs. Baylor	W	82-64	

## Vermont Classic

(Burlington, Vt.)

Dec. 29, 1976	vs. Army	L	71-72	
Dec. 30, 1976	vs. Vermont	W	76-67	



# POSTSEASON TOURNAMENTS

## NCAA APPEARANCES: 10

Overall Record: 12-10 (.545 winning percentage)  
 Times To National Championship Game: 1 (1972)  
 Times To Final Four: 1 (1972)  
 Times To Final Eight: 1 (1972)  
 Times To The Sweet 16: 3 (1972, 1992, 1993)

### OVERALL APPEARANCES

Year	Florida State Results	FSU Seed
1968	Mideast Regional First Round	n/a
1972	NCAA National Championship Game	n/a
1978	Mideast Regional First Round	n/a
1980	Mideast Regional Second Round	8
1988	West Regional First Round	12
1989	Southeast Regional First Round	4
1991	Southeast Regional Second Round	7
1992	West Regional Semifinals	3
1993	Southeast Regional Finals	3
1998	Midwest Regional Second Round	12

### 1968

Mideast Regional First Round  
 Site: Kent, Ohio  
 Date: March 9, 1968  
 East Tennessee State 79, Florida State 69

### 1972

National Championship Game  
 Mideast Regional First Round  
 Site: Knoxville, Tenn.  
 Date: March 11, 1972  
 Florida State 83, Eastern Kentucky 81  
 Mideast Regional Semifinals/Finals  
 Site: Dayton, Ohio  
 Dates: March 16-18, 1972  
 Florida State 70, Minnesota 56  
 Florida State 73, Kentucky 54  
 NCAA Semifinals/Finals  
 Site: Los Angeles, Calif.  
 Dates: March 23-25, 1972  
 Florida State 79, North Carolina 75  
 UCLA 81, Florida State 76

### 1978

Mideast Regional First Round  
 Site: Knoxville, Tenn.  
 Date: March 11, 1978  
 Kentucky 85, Florida State 76

### 1980

Mideast Regional Second Round  
 Site: Bowling Green, Ken.  
 Dates: March 7-9, 1980  
 No. 8 Florida State 94, No. 9 Toledo 91  
 No. 1 Kentucky 97, No. 8 Florida State 78

### 1988

West Regional First Round  
 Site: Los Angeles, Calif.  
 Date: March 18, 1988  
 No. 5 Iowa 102, No. 12 Florida State 98

### 1989

Southeast Regional First Round  
 Site: Knoxville, Tenn.  
 Date: March 16, 1989  
 No. 13 Middle Tennessee State 97, No. 4 Florida State 83

### 1991

Southeast Regional Second Round  
 Site: Louisville, Ken.  
 Date: March 14-16, 1991  
 No. 7 Florida State 75, No. 10 Southern California 72  
 No. 2 Indiana 82, No. 7 Florida State 60

### 1992

West Regional Semifinals  
 West Regional First and Second Rounds  
 Site: Boise, Idaho  
 Dates: March 19-21, 1992  
 No. 3 Florida State 78, No. 14 Montana 68  
 No. 3 Florida State 78, No. 6 Georgetown 68  
 West Regional Semifinals  
 Site: Albuquerque, N.M.  
 Date: March 26, 1992  
 No. 2 Indiana 85, No. 3 Florida State 74

### 1993

Southeast Regional Finals  
 Southeast Regional First and Second Rounds  
 Site: Orlando, Fla.  
 Date: March 18-20, 1993  
 No. 3 Florida State 82, No. 14 Evansville 70  
 No. 3 Florida State 94, No. 11 Tulane 63  
 Southeast Regional Semifinals and Finals  
 Site: Charlotte, N.C.  
 Date: March 25-27, 1993  
 No. 3 Florida State 81, No. 7 Western Kentucky 78 (OT)  
 No. 1 Kentucky 106, No. 3 Florida State 81

### 1998

Midwest Regional Second Round  
 Site: Oklahoma City, Okla.  
 Dates: March 13-15, 1998  
 No. 12 Florida State 96, No. 5 Texas Christian 87  
 No. 13 Valparaiso 83, No. 12 Florida State 77 (OT)

## NIT TOURNAMENT APPEARANCES: 4

NIT Appearances: 4  
 Overall Record: 7-4 (.636)

### OVERALL APPEARANCES:

#### Year Florida State Results

1984 Second Round (1-1)  
 1987 Second Round (1-1)  
 1997 National Runners-Up (4-1)  
 2004 Second Round (1-1)

#### 1984 First/Second Rounds

First Round  
 Site: Raleigh, N.C.  
 Date: March 15, 1984  
 Florida State 74, NC State 71 (OT)

### Second Round

Site: Greensboro, N.C.  
 Date: March 18, 1984  
 Pittsburgh 66, Florida State 63

#### 1987 First/Second Rounds

First Round  
 Site: Tallahassee, Fla.  
 Date: March 12, 1987  
 Florida State 107, Rhode Island 92  
 Site: Nashville, Tenn.  
 Date: March 16, 1987  
 Vanderbilt 109, Florida State 92

#### 1997 CHAMPIONSHIP FINALS

First Round  
 Site: Syracuse, N.Y.  
 Date: March 12, 1997  
 Florida State 82, Syracuse 67  
 Second Round  
 Site: Tallahassee, Fla.  
 Date: March 17, 1997  
 Florida State 68, Michigan State 63

#### Third Round

Site: Morgantown, W.V.  
 Date: March 19, 1997  
 Florida State 76, West Virginia 71

#### Semifinals

Site: New York, N.Y.  
 Date: March 25, 1997  
 Florida State 71, Connecticut 65

#### Championship

Site: New York, N.Y.  
 Date: March 27, 1997  
 Michigan 82, Florida State 73

#### 2004 First/Second Rounds

First Round  
 Site: Wichita, Kan.  
 Date: March 17, 2004  
 Florida State 91, Wichita State 84 (2OT)  
 Second Round  
 Site: Tallahassee, Fla.  
 Date: March 23, 2004  
 Iowa State 62, Florida State 59

# CONFERENCE TOURNAMENT HISTORY

## ACC RESULTS

### 1992

Charlotte Coliseum, Charlotte, NC  
 Florida State 93, NC State 80 (Quarterfinals)  
 North Carolina 80, Florida State 76 (Semifinals)

### 1993

Charlotte Coliseum, Charlotte, NC  
 Clemson 87, Florida State 75 (Quarterfinals)

### 1994

Charlotte Coliseum, Charlotte, NC  
 North Carolina 83, Florida State 69 (Quarterfinals)

### 1995

Greensboro Coliseum, Greensboro, NC  
 Maryland 71, Florida State 64 (Quarterfinals)

### 1996

Greensboro Coliseum, Greensboro, NC  
 NC State 80, Florida State 65 (First Round)

### 1997

Greensboro Coliseum, Greensboro, NC  
 Wake Forest 66, Florida State 65 (Quarterfinals)

### 1998

Greensboro Coliseum, Greensboro, NC  
 NC State 65, Florida State 63 (First Round)

### 1999

Charlotte Coliseum, Charlotte, NC  
 Florida State 87, Clemson 85 (OT) (First Round)  
 Maryland 93, Florida State 69 (Quarterfinals)





# CONFERENCE TOURNAMENT HISTORY

<b>2000</b> Charlotte Coliseum, Charlotte, NC Florida State 63, Georgia Tech 62 (First Round) Maryland 82, Florida State 61 (Quarterfinals)	<b>1979</b> Mid-South Coliseum, Memphis, TN Florida State 101, Tulane 92 (First Round) Florida State 35, Memphis State 34 (Semifinals) Virginia Tech 68, Florida State 60 (Championship)	<b>1985</b> Freedom Hall, Louisville, KY Florida State 97, Virginia Tech 93 (First Round) Florida State 75, Cincinnati 65 (Semifinals) Memphis State 90, Florida State 86 (OT) (Championship)
<b>2001</b> Georgia Dome, Atlanta, GA Clemson 66, Florida State 64 (First Round)	<b>1980</b> Freedom Hall, Louisville, KY Florida State 85, Tulane 73 (First Round) Florida State 79, Cincinnati 69 (Semifinals) Louisville 81, Florida State 72 (Championship)	<b>1986</b> Freedom Hall, Louisville, KY Florida State 77, Virginia Tech 76 (First Round) Memphis State 73, Florida State 71 (Semifinals)
<b>2002</b> Charlotte Coliseum, Charlotte, NC Florida State 91, Clemson 84 (OT) (First Round) Maryland 85, Florida State 59 (Quarterfinals)	<b>1981</b> Freedom Hall, Louisville, KY Florida State 84, St. Louis 77 (First Round) Cincinnati 58, Florida State 57 (Semifinals)	<b>1987</b> Freedom Hall, Louisville, KY South Carolina 86, Florida State 85 (First Round)
<b>2003</b> Greensboro Coliseum, Greensboro, NC Florida State 72, Clemson 61 (First Round) Wake Forest 69, Florida State 61 (Quarterfinals)	<b>1982</b> Mid-South Coliseum, Memphis, TN Florida State 54, Tulane 49 (First Round) Louisville 97, Florida State 73 (Semifinals)	<b>1988</b> Mid-South Coliseum, Memphis, TN Florida State 84, Cincinnati 74 (First Round) Memphis State 81, Florida State 74 (Semifinals)
<b>2004</b> Greensboro Coliseum, Greensboro, NC NC State 78, Florida State 71 (Quarterfinals)	<b>1983</b> Riverfront Coliseum, Cincinnati, OH Memphis State 84, Florida State 74 (Semifinals)	<b>1989</b> Carolina Coliseum, Columbia, SC Florida State 80, South Carolina 63 (Semifinals) Louisville 87, Florida State 80 (Championship)
<b>2005</b> MCI Center, Washington, D.C. NC State 70, Florida State 54 (First Round)	<b>1984</b> Mid-South Coliseum, Memphis, TN Florida State 72, South Carolina 65 (First Round) Memphis State 65, Florida State 63 (Semifinals)	<b>1990</b> Gulf Coast Coliseum, Biloxi, MS Cincinnati 65, Florida State 64 (OT) (First Round)
<b>METRO RESULTS</b>		
<b>1977</b> Mid-South Coliseum, Memphis, TN Georgia Tech 72, Florida State 67 (First Round)		<b>1991</b> Roanoke Civic Center, Roanoke, VA Florida State 65, South Carolina 55 (First Round) Florida State 91, Virginia Tech 71 (Semifinals) Florida State 76, Louisville 69 (Championship)
<b>1978</b> Riverfront Coliseum, Cincinnati, OH Florida State 71, Georgia Tech 69 (Semifinals) Louisville 94, Florida State 93 (Championship)		

# NCAA TOURNAMENT HISTORY

## NCAA RESULTS

Year	Regional	Opponent	W/L	Score	Seed
1967-68	Mideast First Round	East Tennessee State	L	69-79	—
1971-72	Mideast First Round	Eastern Kentucky	W	83-81	—
	Mideast Regional Series	Minnesota	W	70-56	—
	Mideast Regional Final	Kentucky	W	73-54	—
	Final Four	North Carolina	W	79-75	—
	National Championship Game	UCLA	L	76-81	—
1977-78	Mideast First Round	Kentucky	L	76-85	—
1979-80	Mideast First Round	No. 9 Toledo	W	94-91	No. 8
	Mideast Second Round	No. 1 Kentucky	L	78-97	—
1987-88	West First Round	No. 5 Iowa	L	98-102	No. 12
1988-89	Southeast First Round	No. 13 Middle Tenn. State	L	83-97	No. 4
1990-91	Midwest First Round	No. 10 Southern California	W	75-72	No. 7
	Midwest Second Round	No. 2 Indiana	L	60-82	—
1991-92	West First Round	No. 14 Montana	W	78-68	No. 3
	West Second Round	No. 6 Georgetown	W	78-68	—
	West Regional Series	No. 2 Indiana	L	74-85	—
1992-93	Southeast First Round	No. 14 Evansville	W	82-70	No. 3
	Southeast Second Round	No. 11 Tulane	W	94-63	—
	Southeast Regional Semis	No. 7 W. Kentucky	W	81-78	—
	Southeast Regional Final	No. 1 Kentucky	L	81-106	—
1997-98	Midwest First Round	No. 5 Texas Christian	W	96-87	No. 12
	Midwest Second Round	No. 13 Valparaiso	L	77-83 (OT)	—

Kris Anderson led the Seminoles in free throw percentage shooting during both the 1977-78 and 1978-79 seasons. He helped lead the Florida State team into the NCAA Tournament during the 1978 season.




# NCAA TOURNAMENT HISTORY

## 1967-68: Dave Cowens and Florida State make their first appearance in the tournament.

Led by sophomore Dave Cowens, Florida State made its first NCAA Tournament appearance during the 1967-68 season. The Seminoles finished the year with a 19-8 record after a 79-69 loss to East Tennessee State in the first round of the Mideast Regional. Cowens had an outstanding season averaging 18.8 points and 17.0 rebounds per game while hitting 53.8 percent (206-of-

383) from the floor. Junior Jeff Hogan (15.8 ppg) and sophomore Jan Gies (12.7 ppg) also averaged in double figures for head coach Hugh Durham's second FSU team.



David Cowens helped Florida State to its first berth in the NCAA Tournament.

falling in the conference tournament title game to Louisville 94-93. FSU's season ended in the NCAA Mideast Regional when it lost to eventual national champion Kentucky 85-76. Harry Davis capped his Seminole career by leading Florida State in scoring (19.5 ppg) and rebounding (7.4 rpg).

## 1979-80: Coach Joe Williams takes the Seminoles back to the tournament in only his second year.

The trio of guard Mickey Dillard, forward Murray Brown and center Elvis Rolle helped Florida State to its second postseason appearance in three seasons with its trip to the 1980 NCAA Tournament. The Seminoles posted a 22-9 record and finished as Metro Conference runners-up. FSU beat Toledo 94-91 in the first round of the NCAA Mideast Regional for its first postseason win in eight years before being eliminated by Kentucky. Dillard led Florida State with a 20.4 points per game scoring average while Brown (18.6) and Rolle (15.3) also averaged in double figures for head coach Joe Williams' club.

## 1971-72: The upstart Seminoles shock the college basketball world.

Entering the 1971-72 season, Florida State head coach Hugh Durham had one primary goal for his players. Said Durham prior to the season, "I want to get our players to play to their potential. If they do that, the wins will take care of them-

Florida State played in the 1972 NCAA National Championship game against UCLA.

selves." By any standard, Durham succeeded. That season, Florida State fielded its most successful team in school history, winning a program-record 27 games against just six losses. The season culminated with an NCAA Mideast Regional Championship, a trip to the Final Four and a date with five-time defending national champion UCLA and legendary coach John Wooden in the national championship game. Along the way to the title game, Florida State knocked off perennial powers Minnesota, Kentucky and North Carolina. In the championship game, FSU fell just five points short of a national championship, going down 81-76 to the Bruins.

## 1977-78: Coach Hugh Durham takes his final Seminole team back to the tournament.

Florida State found its way back to the NCAA Tournament in head coach Hugh Durham's final season at FSU, 1977-78. The Seminoles rolled through the Metro Conference to win the league's regular season title with an 11-1 record before

## 1987-88: Coach Pat Kennedy's Cinderella Seminoles return to the NCAA show after seven years.

Head coach Pat Kennedy's second team at Florida State returned to the NCAA Tournament after a seven-year absence. The Seminoles' Cinderella season began with low expectations as the Tribe had been picked to finish near the basement of the Metro Conference standings. But two personnel decisions turned the season into a satisfying one for Seminole fans. The first was to move a previously overweight, seldom-used forward to point guard and the other was to offer a scholarship to a junior college transfer whose left leg was shorter than his right. The twosome - George McCloud (point guard) and Tony Dawson (junior college transfer) - transformed FSU into an NCAA

Tournament club that earned the 12th seed in the West Regional before falling to Iowa 102-98 in the first round.

McCloud (18.2 ppg) and Dawson (17.9 ppg) both averaged more than 17 points per game for the 19-11 Seminoles.




George McCloud helped Florida State reach the 1988 NCAA Tournament with an 18.2 points per game average for the season.

## 1988-89: FSU returns for second year in a row.

Florida State used the 1988-89 season to serve as a national coming-out party. The Seminoles topped one outstanding season with another, making the NCAA Tournament in consecutive seasons for the first time in school history. FSU, which returned four starters from the previous year, opened the season by winning 16 of its first 17 games, the best start in school history, and rose to as high as No. 8 in the national polls. The Seminoles also won the Metro Conference regular season crown, earned the fourth seed in the NCAA Southeast Regional and finished with a 22-8 record. George McCloud (22.8 ppg) and Tony Dawson (21.0 ppg) again led FSU by both averaging at least 21.0 points per game.

Rodney Dobard helped Florida State win six NCAA Tournament games in three different seasons.





# NCAA TOURNAMENT HISTORY



Tony Dawson led Florida State to the NCAA Tournament in both 1988 and 1989.

## 1990-91: Charlie Ward makes the difference, as Seminoles advance to second round.

After a one-year absence, Florida State returned to the NCAA Tournament in 1990-91. Heading into the season, most experts thought that it would be head coach Pat Kennedy's most challenging since coming to Tallahassee. The Seminoles struggled early in the season and opened the year just 5-5. But in game 11 head coach Pat Kennedy inserted Charlie Ward in the starting lineup at point guard and FSU began to surge. Florida State won 12 of its final 17 games and rolled through the Metro Conference Tournament in three games to claim its first tournament title in its final season in the league. The Seminoles were the seventh seed in the NCAA Tournament's Midwest Regional and defeated USC in the first round 75-72, for FSU's first tournament win since 1980. Florida State's season would end with a 21-11 record after a second-round loss to Indiana.

## 1991-92: Another Seminole Cinderella squad makes the Sweet 16.

Not many college basketball experts predicted that Florida State's first game and season in the Atlantic Coast Conference would be so successful.

The Seminoles' first game turned out to be one of the greatest wins in school history and the season was one of the finest in program annals. FSU's ACC opener at North Carolina would provide a glimpse of what was to follow that season. Playing without star forward Doug Edwards and with just one senior on the roster, the Seminoles went into the Dean Smith Center and stunned the fifth-ranked Tar Heels 86-74 before more than 19,000. Florida State rolled on to a 22-10 record, an 11-5 conference record and second-place finish, and an appearance in the NCAA Tournament's Sweet 16. Seeded third in the West Regional, FSU defeated Montana and Georgetown before giving Indiana everything it could handle in defeat.




## 1992-93: Another step up the ladder: The Elite Eight.

One year after advancing to the Sweet 16 of the NCAA Tournament, the 1992-93 Seminoles did their predecessor one better – a trip to the Elite 8. The second-most successful season in Florida State basketball history ended just 40 minutes shy of the Final Four with a loss to Kentucky in the Southeast Regional Championship Game. Led by the quintet of Sam Cassell, Rodney Dobard, Doug Edwards, Bob Sura and Charlie Ward, the Seminoles went 25-10, including a 12-4 mark in the ACC. Florida State's 25 wins were the second most in school history.

## 1997-98: In his first year, Coach Steve Robinson takes the Seminoles back to the big show.

Steve Robinson's first season as the Seminoles' head coach was a successful one as he took his team back to the NCAA Tournament. Florida State opened the season by winning 12 of its first 14 games, including an 84-79 win over defending national champion Arizona in Tallahassee. After a late season stumble, FSU picked itself back up in the first round of the NCAA Tournament's Midwest Regional. The Seminoles, seeded 12th, played one of their best games of the year in beating No. 5 Texas Christian 96-87. Florida State's season would end in the second round with a heart-breaking 83-77 overtime loss to Valparaiso and an 18-14 record.



Terrell Baker (above) played on Steve Robinson's first Florida State team that played in the 1998 NCAA Tournament.

Bob Sura (right), Florida State's all-time leading scorer, played in the 1992 and 1993 NCAA Tournaments.





## SERIES RECORDS

Opponent (Games Played)	Record	Opponent (Games Played)	Record	Opponent (Games Played)	Record	Opponent (Games Played)	Record
Air Force (1)	0-1	Georgia State (3)	3-0	Ohio State (4)	0-4	Southwest Missouri State (1)	0-1
Alabama (15)	7-8	Georgia Tech (53)	28-25	Oklahoma (2)	0-2	Southwestern Louisiana (4)	4-0
Alabama-Birmingham (2)	2-0	Hardin-Simmons (1)	1-0	Oklahoma City (6)	4-2	Spring Hill (6)	3-3
Alabama State (3)	3-0	Hawaii (3)	1-2	Oklahoma State (1)	0-1	St. Thomas (6)	6-0
Alaska-Anchorage (1)	1-0	Hofstra (3)	3-0	Old Dominion (1)	0-1	Stetson (46)	35-11
Alcorn State (1)	1-0	Houston (5)	2-3	Oral Roberts (2)	2-0	Steubenville (1)	0-1
American (1)	0-1	Howard (1)	1-0	Oregon (1)	1-0	Syracuse (4)	1-3
Arizona (4)	3-1	Idaho (1)	1-0	Oregon State (3)	2-1	Tampa (39)	31-8
Arkansas (2)	1-1	Illinois State (3)	2-1	Palm Beach Atlantic (1)	1-0	Temple (3)	1-2
Arkansas-Little Rock (1)	1-0	Indiana (4)	0-4	Panama Nationals (1)	1-0	Tennessee (8)	3-5
Arkansas State (2)	1-1	Indiana State (1)	0-1	Paris Island Marines (2)	0-2	Tennessee State (1)	1-0
Army (3)	1-2	Iowa (2)	1-1	Penn State (4)	3-1	Tennessee Tech (1)	1-0
Auburn (27)	6-21	Iowa State (2)	1-1	Pepperdine (3)	3-0	Tennessee-Chattanooga (2)	2-0
Austin Peay (1)	1-0	Jacksonville (61)	42-19	Pittsburgh (8)	1-7	Tennessee-Martin (1)	1-0
Baylor (2)	2-0	Jacksonville State (Ala.) (2)	2-0	Princeton (2)	0-2	Texas (2)	2-0
Beloit College (1)	0-1	James Madison (2)	2-0	Purdue (1)	1-0	Texas A&M (3)	2-1
Bethune-Cookman (1)	1-0	Kansas (2)	0-2	Radford (1)	1-0	Texas A&M-Corpus Christi (2)	1-1
Binghamton (1)	1-0	Kansas State (2)	0-2	Rhode Island (3)	3-0	Texas Christian (3)	1-2
Birmingham Southern (4)	2-2	Kent State (3)	1-2	Rhodes College (1)	0-1	Texas Pan America (2)	2-0
Boston University (2)	1-1	Kentucky (8)	2-6	Rice (7)	5-2	Texas Southern (1)	1-0
Bradley (1)	0-1	La Salle (2)	1-1	Richmond (4)	1-3	Toledo (2)	2-0
Brigham Young (1)	0-1	Lafayette (1)	1-0	Rider (1)	1-0	Troy State (9)	8-1
Bucknell (1)	1-0	Lamar (1)	1-0	Robert Morris (1)	1-0	Tulane (35)	23-12
Butler (2)	1-1	Lambuth (2)	0-2	Rollins (22)	20-2	Tulsa (3)	3-0
California (Pa.) (1)	1-0	Lipscomb (2)	1-1	Rutgers (1)	1-0	UCLA (2)	0-2
California State-Bakersfield (1)	1-0	Louisiana State (5)	2-3	St. Joseph's (Pa.) (1)	1-0	UNC-Asheville (3)	3-0
California-Irvine (1)	1-0	Louisiana-Lafayette (4)	4-0	Saint Leo (3)	3-0	UNC-Charlotte (4)	2-2
California-Santa Barabra (1)	1-0	Louisville (39)	9-30	Saint Louis (12)	11-1	UNC-Greensboro (2)	2-0
Campbell (1)	1-0	Loyola of New Orleans (21)	8-13	Sam Houston State (1)	1-0	Union (TN) (1)	0-1
Canisius (2)	1-1	Loyola-Maryland (1)	1-0	Samford (Howard) (10)	10-0	Utah State (1)	1-0
Centenary (5)	2-3	Maine (1)	1-0	San Diego State (1)	0-1	Valdosta State (15)	15-0
Central Connecticut State (1)	1-0	Manhattan (2)	2-0	San Francisco (1)	0-1	Valparaiso (1)	0-1
Central Florida (8)	8-0	Marist (1)	1-0	Santa Clara (2)	1-1	Vanderbilt (4)	1-3
Central Methodist (MO) (2)	0-2	Marquette (3)	1-2	Savannah State (3)	3-0	Vermont (1)	1-0
Charleston Southern (4)	4-0	Marshall (4)	1-3	Seton Hall (4)	3-1	Villanova (1)	0-1
(formerly Baptist College)		Maryland (31)	7-24	Sewanee (6)	3-3	Virginia (28)	12-16
Charleston, College of (2)	2-0	Maryland-Baltimore County (2)	2-0	Shawnee State (1)	1-0	Virginia Military (3)	2-1
Chicago State (1)	1-0	Maryland-Eastern Shore (1)	1-0	Siena (1)	1-0	Virginia Tech (35)	20-15
Cincinnati (36)	21-15	Massachusetts (4)	1-3	South Alabama (11)	9-2	Wagner (1)	1-0
The Citadel (9)	5-4	Memphis State (53)	22-31	South Carolina (29)	16-13	Wake Forest (32)	13-19
Clemson (44)	24-20	Mercer (22)	14-8	South Carolina State (1)	1-0	Washington (2)	1-1
Cleveland State (3)	2-1	Miami (Fla.) (53)	28-25	South Carolina-Aiken (1)	1-0	Washington State (1)	1-0
Colorado State (1)	1-0	Miami (Ohio) (1)	0-1	South Carolina-Spartanburg (1)	1-0	West Virginia (4)	1-3
Connecticut (6)	4-2	Michigan (1)	0-1	South Dakota (1)	1-0	Western Carolina (3)	2-1
Creighton (1)	0-1	Michigan State (1)	1-0	South Dakota State (1)	1-0	Western Kentucky (6)	6-0
Culver-Stockton (1)	0-1	Middle Tennessee State (1)	0-1	South Florida (31)	20-11	Wichita State (1)	1-0
Davidson (1)	1-0	Milikin (1)	0-1	Southeast Missouri State (1)	1-0	Wisconsin (1)	0-1
Dayton (6)	3-3	Millsaps (2)	2-0	Southern California (4)	2-2	Wisconsin-Green Bay (1)	1-0
Denver (1)	1-0	Minnesota (6)	3-3	Southern Illinois (2)	1-1	Wisconsin-Milwaukee (3)	3-0
DePaul (5)	2-3	Mississippi (4)	3-1	Southern Mississippi (24)	16-8	Wofford (2)	0-2
Detroit-Mercy (1)	1-0	Mississippi College (6)	5-1	Southern University (1)	1-0	Xavier (Ohio) (1)	0-1
Drury (1)	0-1	Mississippi State (7)	4-3				
Duke (28)	4-24	Missouri (3)	2-1				
Duquesne (4)	2-2	Missouri Western (1)	1-0				
East Carolina (1)	1-0	Monmouth College (2)	2-0				
East Tennessee State (4)	1-3	Montana (1)	1-0				
Eastern Kentucky (7)	6-1	Montana State (1)	1-0				
Eckerd (2)	2-0	Morehead State (2)	1-1				
Elon (1)	1-0	Morgan State (3)	3-0				
Erskine (2)	1-1	Morningside (1)	1-0				
Evansville (2)	1-1	Mt. St. Mary's (1)	1-0				
Fairleigh Dickinson (3)	3-0	Murray State (3)	2-1				
Florida (56)	19-37	Navy (1)	1-0				
Florida A&M (5)	5-0	Nevada-Las Vegas (1)	0-1				
Florida Atlantic (4)	4-0	New Hampshire (1)	1-0				
Florida Institute of Technology (1)	1-0	New Mexico (4)	3-1				
Florida International (8)	7-1	New Orleans (4)	2-2				
Florida Presbyterian (1)	1-0	New York University (1)	1-0				
Florida Southern (30)	23-7	Nicholls State (1)	1-0				
Furman (10)	7-3	Norfolk State (1)	1-0				
George Washington (2)	2-0	North Carolina (41)	8-33				
Georgetown (3)	3-0	North Carolina State (38)	15-23				
Georgetown College (1)	1-0	Northwestern (3)	2-1				
Georgia (29)	19-10	Oglethorpe (3)	2-1				
Georgia Southern (18)	14-4	Ohio (2)	1-1				



Otto Petty holds the school record for assists in a single season with 227 during the 1970-71 season. He is second all-time in career assists with 602.

















# SERIES RECORDS

Date	Site	W/L	Score
<b>Virginia Tech (20-15)</b>			
H-11-4; A-6-10; N-3-1			
Dec. 14, 1968	A	L	74-77
Jan. 31, 1970	H	W	83-73
Feb. 1, 1973	A	L	82-91
Jan. 10, 1974	H	W	85-80
March 3, 1979	N	L	60-68
Jan. 21, 1980	H	L	77-79
Feb. 22, 1980	A	L	76-78
Jan. 12, 1981	A	L	70-80
Feb. 16, 1981	H	W	80-76
Jan. 16, 1982	A	W	69-65
Feb. 25, 1982	A	L	76-77
Jan. 15, 1983	A	L	69-70
Feb. 19, 1983	H	W	82-78
Feb. 25, 1984	H	W	58-57
March 3, 1984	A	W	93-79
Jan. 14, 1985	A	L	71-85
Feb. 23, 1985	H	L	75-87
March 7, 1985	N	W	97-93
Jan. 25, 1986	A	L	73-86
Feb. 24, 1986	H	L	84-92
March 3, 1986	N	W	77-76
Jan. 31, 1987	A	L	79-82
Feb. 23, 1987	H	W	107-78
Jan. 30, 1988	A	L	87-88
March 2, 1988	H	W	92-79
Jan. 28, 1989	A	W	100-97
March 1, 1989	H	W	117-97
Jan. 27, 1990	A	W	67-63
Feb. 24, 1990	H	L	74-84
Jan. 26, 1991	A	W	71-60
Feb. 23, 1991	H	W	91-79
March 8, 1991	N	W	91-71
Dec. 27, 2001	H	W	78-49
Jan. 4, 2003	A	W	76-69
Jan. 8, 2005	H	W	77-70

**Wagner (1-0)**

H-1-0; A-0-0; N-0-0

Dec. 18, 2003	H	W	83-62
---------------	---	---	-------

**Wake Forest (13-19)**

H-9-5; A-3-12 N-1-2

Dec. 1, 1958	A	L	64-73
Dec. 22, 1973	N	W	66-48
Jan. 11, 1992	A	W	88-85
Feb. 1, 1992	H	W	79-78
Jan. 9, 1993	A	W	74-72
Feb. 10, 1993	H	W	111-94
Jan. 8, 1994	H	L	66-90
Feb. 10, 1994	A	L	69-77
Jan. 7, 1995	A	L	64-72
Feb. 8, 1995	H	W	69-67
Jan. 6, 1996	H	L	(OT) 73-75
Feb. 7, 1996	A	L	67-81
Jan. 25, 1997	A	L	58-61
March 1, 1997	H	W	59-55
March 7, 1997	N	L	65-66
Jan. 22, 1998	H	W	83-59
Feb. 21, 1998	A	L	68-69
Jan. 20, 1999	H	W	74-68
Feb. 20, 1999	A	L	65-67
Jan. 4, 2000	A	W	66-64
Feb. 5, 2000	H	W	66-61
Jan. 9, 2001	A	L	53-76
Feb. 10, 2001	H	L	65-71
Dec. 16, 2001	A	L	69-79
Feb. 2, 2002	H	L	80-89
Jan. 26, 2003	A	L	60-71
Feb. 26, 2003	H	L	56-60
March 14, 2003	N	L	61-69
Jan. 25, 2004	H	W	75-70
Feb. 25, 2004	A	L	87-90
Jan. 18, 2005	H	W	(OT) 91-83
Feb. 12, 2005	A	L	48-87

**Washington (1-1)**

H-0-0; A-0-0; N-1-1

Dec. 27, 1971	N	W	85-77
Dec. 26, 1975	N	L	54-69

**Washington State (1-0)**

H-0-0; A-0-0; N-1-0

Dec. 30, 1971	N	W	85-61
---------------	---	---	-------

**West Virginia (1-3)**

H-0-0; A-0-2; N-1-1

Dec. 28, 1955	N	L	69-78
Dec. 4, 1956	A	L	54-88
Jan. 30, 1958	A	L	51-103
March 19, 1997	N	W	76-71

Date	Site	W/L	Score
<b>Western Carolina (2-1)</b>			
H-1-1; A-1-0; N-0-0			
Dec. 7, 1985	H	W	91-83
Dec. 16, 1986	A	W	101-76
Dec. 8, 2001	H	L	69-79
<b>Western Kentucky (6-0)</b>			
H-2-0; A-2-0; N-2-0			
Dec. 21, 1973	N	W	107-87
Jan. 8, 1976	H	W	88-80
Dec. 5, 1977	A	W	93-73
Nov. 30, 1978	H	W	70-59
Dec. 29, 1979	A	W	67-65
March 25, 1993	N	W	(OT) 81-78

Date	Site	W/L	Score
<b>Wichita State (1-0)</b>			
H-0-0; A-1-0; N-0-0			
March 17, 2004	A	W	91-84
<b>Wisconsin (0-1)</b>			
H-0-0; A-0-1; N-0-0			
Dec. 4, 1961	A	L	63-64
<b>Wisconsin-Green Bay (1-0)</b>			
H-1-0; A-0-0; N-0-0			
Jan. 5, 1987	H	W	57-49

Date	Site	W/L	Score
<b>Wisconsin-Milwaukee (3-0)</b>			
H-2-0; A-0-0; N-1-0			
Feb. 3, 1971	H	W	98-61
Dec. 28, 1973	N	W	84-82
Jan. 7, 1975	H	W	104-82
<b>Wofford (0-2)</b>			
H-0-0; A-0-2; N-0-0			
Jan. 10, 1948	A	L	45-48
Feb. 6, 1948	A	L	38-77
<b>Xavier (OH) (0-1)</b>			
H-0-0; A-0-1; N-0-0			
Feb. 4, 1958	A	L	60-76



Antwan Dixon played in 59 consecutive games during the final two years of his career and averaged 8.8 points per game during his career.







ALL-TIME FSU SCORES

(continued from page 181)

1970-71 - Won 17, Lost 9 (.654)

Table listing scores for the 1970-71 season, including opponents like Texas(A), Biscayne College(H), and South Dakota(H).

1971-72 - Won 27, Lost 6 (.818)

Table listing scores for the 1971-72 season, including opponents like Oglethorpe(H), Eastern Kentucky(H), and Stetson(N).

\*Sunshine Classic at Jacksonville, Florida
†Sun Bowl at El Paso, Texas

1972-73 - Won 18, Lost 8 (.692)

Table listing scores for the 1972-73 season, including opponents like Georgia Southern(H), Eastern Kentucky(N), and Biscayne College(H).

Table listing scores for the 1973-74 season, including opponents like Stetson(H), Jacksonville(A), and Samford(A).

1973-74 - Won 18, Lost 8 (.692)

Table listing scores for the 1973-74 season, including opponents like Hofstra(H), Biscayne College(H), and Clemson(N).

1974-75 - Won 18, Lost 8 (.692)

Table listing scores for the 1974-75 season, including opponents like Valdosta State(H), Illinois State(H), and Marshall(H).

1975-76 - Won 21, Lost 6 (.778)

Table listing scores for the 1975-76 season, including opponents like Rollins(H), Eastern Kentucky(A), and Indiana(N).

1976-77 - Won 16, Lost 11 (.593)

Table listing scores for the 1976-77 season, including opponents like Toledo(N), Clemson(N), and Missouri Western(H).

1977-78 - Won 23, Lost 6 (.793)

Table listing scores for the 1977-78 season, including opponents like Rollins(H), Troy State(H), and St. Leo(H).

Table listing scores for the 1978-79 season, including opponents like Memphis State(A), Memphis State(H), and UNC-Charlotte(A).

1978-79 - Won 19, Lost 10 (.655)

Table listing scores for the 1978-79 season, including opponents like Eckerd(H), Western Kentucky(H), and Auburn(A).

1979-80 - Won 22, Lost 9 (.710)

Table listing scores for the 1979-80 season, including opponents like Florida A&M(H), Jacksonville(H), and South Florida(A).



ALL-TIME FSU SCORES

1980-81 - Won 17, Lost 11 (.607)

Table listing basketball games from 1980-81 season, including dates, opponents, and scores.

\*at Jacksonville, Florida
†Cotton States Classic at Atlanta, Georgia
#at Tampa, Florida

^Metro Tournament at Louisville, Kentucky

1981-82 - Won 11, Lost 17 (.392)

Table listing basketball games from 1981-82 season, including dates, opponents, and scores.

\*Florida Four Tournament at Tampa, Florida
†at Jacksonville, Florida
‡Dayton Tournament at Dayton, Ohio
#Metro Tournament at Memphis, Tennessee

1982-83 - Won 14, Lost 14 (.500)

Table listing basketball games from 1982-83 season, including dates, opponents, and scores.

\*Florida Four Tournament at Gainesville, Florida
†Cabrillo Classic at San Diego, California
#Metro Tournament at Cincinnati, Ohio

1983-84 - Won 20, Lost 11 (.645)

Table listing basketball games from 1983-84 season, including dates, opponents, and scores.

\*Metro Tournament at Memphis, Tennessee
†National Invitational Tournament at Raleigh, North Carolina
‡National Invitational Tournament at Greensboro, North Carolina

1984-85 - Won 14, Lost 16 (.467)

Table listing basketball games from 1984-85 season, including dates, opponents, and scores.

1985-86 - Won 12, Lost 17 (.414)

Table listing basketball games from 1985-86 season, including dates, opponents, and scores.

\*Metro Tournament at Louisville, Kentucky
†Birmingham, Alabama
‡Charlotte, North Carolina

1986-87 - Won 19, Lost 11 (.633)

Table listing basketball games from 1986-87 season, including dates, opponents, and scores.

Table listing basketball games from 1987-88 season, including dates, opponents, and scores.

1987-88 - Won 19, Lost 11 (.633)

Table listing basketball games from 1987-88 season, including dates, opponents, and scores.

\*at Daytona Beach, Florida
†Red Lobster Classic at Orlando, Florida
#Metro Tournament at Memphis, Tennessee
^NCAA Tournament at Los Angeles, California

1988-89 - Won 22, Lost 8 (.733)

Table listing basketball games from 1988-89 season, including dates, opponents, and scores.

\*Red Lobster Classic at Orlando, Florida
†Metro Tournament at Columbia, South Carolina
‡NCAA Tournament at Knoxville, Tennessee

(continued on page 184)

# ALL-TIME FSU SCORES

(continued from page 183)

## 1989-90 - Won 16, Lost 15 (.516)

Nov. 24 ...70... Kansas State*(N).....	71
Nov. 25 ...75... Alaska-Anchorage*(A).....	74
Nov. 26 ...60... Connecticut*(N).....	63
Dec. 1 ...69... Florida(A).....	82
Dec. 3 ...82... Auburn(H).....	78
Dec. 9 ...66... New Orleans(H).....	64
Dec. 16 ...78... South Florida(A).....	72
Dec. 19 ...100... Samford(H).....	62
Dec. 22 ...92... Stetson(H).....	83
Dec. 27 ...72... NC State†(N).....	90
Dec. 29 ...95... Rhode Island†(N).....	76
Jan. 2 ...78... South Alabama(A).....	75
Jan. 4 ...92... Tulane(H).....	68
Jan. 6 ...113... Southern Mississippi(H).....	82
Jan. 8 ...104... Jacksonville(H)..... (2OT)	99
Jan. 11 ...62... Cincinnati(A).....	82
Jan. 14 ...66... Louisville(H).....	73
Jan. 18 ...97... Miami(A)..... (2OT)	71
Jan. 20 ...53... South Carolina(H).....	56
Jan. 25 ...78... Memphis State(H).....	72
Jan. 27 ...67... Virginia Tech(A).....	63
Jan. 31 ...72... Southern Mississippi(A).....	84
Feb. 3 ...69... Syracuse†(N).....	90
Feb. 6 ...50... Louisville(A).....	69
Feb. 8 ...69... Cincinnati(H).....	72
Feb. 13 ...69... Memphis State(A).....	81
Feb. 17 ...92... Miami(H).....	73
Feb. 20 ...69... Tulane(A).....	67
Feb. 24 ...74... Virginia Tech(H).....	84
Mar. 3 ...79... South Carolina(A).....	70
Mar. 8 ...64... Cincinnati^(N)..... (OT)	65

\*at Anchorage, Alaska  
†at New York, New York  
‡at Orlando, Florida  
^Metro Tournament at Biloxi, Mississippi

## 1990-91 - Won 21, Lost 11 (.656)

Nov. 27 ...95... Texas Southern(H).....	71
Nov. 30 ...68... Florida(H).....	85
Dec. 3 ...89... Morgan State(H).....	48
Dec. 9 ...83... La Salle(H).....	74
Dec. 15 ...96... Auburn(A).....	99
Dec. 18 ...80... South Florida(H).....	72
Dec. 22 ...69... UNLV(A).....	101
Dec. 29 ...92... Florida International(A).....	73
Jan. 3 ...61... Tulane(A).....	77
Jan. 5 ...72... Southern Mississippi(A).....	84
Jan. 10 ...72... Cincinnati(H).....	67
Jan. 12 ...77... Louisville(H).....	66
Jan. 14 ...69... Stetson†(N).....	64
Jan. 19 ...81... South Carolina(A)..... (OT)	80
Jan. 21 ...92... Arkansas(H).....	109
Jan. 24 ...66... Memphis State(A).....	67
Jan. 26 ...71... Virginia Tech(A).....	60
Feb. 2 ...85... Tulane(H).....	79
Feb. 7 ...67... Cincinnati(A).....	76
Feb. 9 ...72... Louisville(A).....	88
Feb. 13 ...113... Alabama State(H).....	88
Feb. 16 ...99... Jacksonville(A).....	79
Feb. 18 ...79... Syracuse(A).....	88
Feb. 21 ...76... Memphis State(H).....	64
Feb. 23 ...91... Virginia Tech(H).....	79
Feb. 26 ...85... Southern Mississippi(H).....	83
Mar. 2 ...70... South Carolina(H).....	59
Mar. 7 ...65... South Carolina*(N).....	55
Mar. 8 ...91... Virginia Tech*(N).....	71
Mar. 9 ...76... Louisville*(N).....	69
Mar. 14 ...75... Southern California†(N).....	72
Mar. 16 ...60... Indiana†(N).....	82

\*Metro Tournament at Roanoke, Virginia  
†NCAA Tournament at Louisville, Kentucky  
‡at Orlando, Florida

## 1991-92 - Won 22, Lost 10 (.687)

Nov. 26 ...100... Jacksonville(H).....	91
Dec. 3 ...71... Syracuse*(N).....	89
Dec. 6 ...95... Southern(H).....	75
Dec. 7 ...2... Florida A&M+(H).....	0
Dec. 15 ...86... North Carolina(A).....	74
Dec. 20 ...88... South Florida(A).....	92
Dec. 23 ...76... Robert Morris(H).....	60
Dec. 29 ...88... Duquesne(H).....	73
Jan. 2 ...107... UNC-Asheville(H).....	54
Jan. 4 ...68... Virginia(H)..... (OT)	77
Jan. 6 ...70... Duke(A).....	86
Jan. 11 ...88... Wake Forest(A)..... (OT)	85
Jan. 18 ...91... Maryland(A)..... (OT)	83
Jan. 20 ...78... Mercer(H).....	64
Jan. 23 ...83... Georgia Tech(A).....	79
Jan. 25 ...98... NC State(H).....	76
Jan. 27 ...68... Florida(A).....	67
Jan. 30 ...62... Duke(H).....	75
Feb. 1 ...79... Wake Forest(H).....	78
Feb. 5 ...85... Maryland(H).....	93
Feb. 8 ...102... Clemson(H).....	90
Feb. 10 ...87... NC State(A).....	79
Feb. 13 ...64... Virginia(A).....	63
Feb. 15 ...80... Georgia Tech(H).....	67
Feb. 18 ...67... Clemson(A).....	68
Feb. 23 ...75... DePaul(A).....	85
Feb. 27 ...110... North Carolina(H).....	96
Mar. 13 ...93... NC State^(H).....	80
Mar. 14 ...76... North Carolina^(N).....	80
Mar. 19 ...78... Montana†(N).....	68
Mar. 21 ...78... Georgetown†(N).....	68
Mar. 26 ...74... Indiana-(N).....	85

\*ACC/Big East Challenge at Atlanta, Georgia  
+forfeit  
†at St. Petersburg, Florida  
^ACC Tournament at Charlotte, North Carolina  
‡NCAA Tournament first and second rounds at Boise, Idaho  
-NCAA Tournament Sweet 16 at Albuquerque, New Mexico

## 1992-93 - Won 25, Lost 10 (.714)

Nov. 18 ...89... Siena*(H).....	80
Nov. 20 ...109... Iowa State*(H).....	86
Nov. 25 ...78... Indiana*(N)..... (OT)	81
Nov. 27 ...83... UCLA*(N).....	86
Dec. 2 ...67... Massachusetts(H).....	64
Dec. 15 ...84... Duquesne(A).....	91
Dec. 19 ...63... UNC-Charlotte†(N).....	59
Dec. 20 ...91... Temple(N)..... (OT)	80
Dec. 22 ...95... Arkansas-Little Rock(H).....	64
Dec. 28 ...109... Maryland-Baltimore Co.(H).....	80
Dec. 30 ...94... South Florida(H).....	73
Jan. 2 ...86... Florida(H).....	89
Jan. 6 ...76... Virginia(A).....	80
Jan. 9 ...74... Wake Forest(A).....	72
Jan. 13 ...105... Maryland(H).....	85
Jan. 16 ...70... NC State(H).....	54
Jan. 20 ...89... Clemson(A).....	71
Jan. 24 ...89... Duke(H)..... (OT)	88
Jan. 27 ...77... North Carolina(A).....	82
Jan. 31 ...96... Georgia Tech(H).....	77
Feb. 2 ...92... Jacksonville(A).....	77
Feb. 6 ...86... Connecticut(A).....	74
Feb. 8 ...99... Virginia(H).....	84
Feb. 10 ...111... Wake Forest(H).....	94
Feb. 13 ...87... Maryland(A).....	84
Feb. 17 ...72... NC State(A).....	71
Feb. 20 ...102... Clemson(H).....	92
Feb. 24 ...75... Duke(A).....	98
Feb. 27 ...76... North Carolina(H).....	86
Mar. 4 ...83... Georgia Tech(A).....	82
Mar. 12 ...75... Clemson†(N).....	87
Mar. 18 ...82... Evansville^(N).....	70
Mar. 20 ...94... Tulane^(N).....	63
Mar. 25 ...81... Western Kentucky@(N)..... (OT)	78
Mar. 27 ...81... Kentucky@(N).....	106

\*Preseason NIT at New York, New York  
†at Orlando, Florida  
‡ACC Tournament at Charlotte, North Carolina  
^NCAA Tournament at Orlando, Florida  
@NCAA Tournament at Charlotte, North Carolina

## 1993-94 - Won 13, Lost 14 (.481)

Dec. 1 ...110... Florida Atlantic(H).....	59
Dec. 5 ...80... Bethune-Cookman(H).....	70
Dec. 11 ...63... South Florida(A).....	65
Dec. 18 ...69... Florida*(N).....	59
Dec. 20 ...90... Morgan State(H).....	67
Dec. 22 ...108... Mt. St. Mary's(H).....	81
Dec. 30 ...94... UNC-Greensboro(H).....	76
Jan. 2 ...105... Lafayette(H).....	87
Jan. 6 ...64... Virginia(A).....	84
Jan. 8 ...66... Wake Forest(H).....	90
Jan. 11 ...74... Maryland(A).....	80
Jan. 16 ...70... NC State(A).....	78
Jan. 19 ...60... Clemson(H).....	57
Jan. 22 ...79... Duke(A).....	106
Jan. 26 ...77... North Carolina(H).....	90
Jan. 29 ...74... Georgia Tech(H).....	73
Feb. 3 ...58... Massachusetts(A).....	62
Feb. 6 ...100... Virginia(H).....	64
Feb. 10 ...69... Wake Forest(A).....	77
Feb. 12 ...66... Maryland(H).....	69
Feb. 16 ...75... NC State(H).....	70
Feb. 19 ...79... Clemson(A).....	71
Feb. 21 ...61... Florida(A).....	72
Feb. 23 ...72... Duke(H).....	84
Feb. 26 ...75... North Carolina(A).....	78
Mar. 2 ...71... Georgia Tech(H).....	68
Mar. 11 ...69... North Carolina†(N).....	83

\*Milk Challenge at Orlando, Florida  
†ACC Tournament at Charlotte, North Carolina

## 1994-95 - Won 12, Lost 15 (.444)

Nov. 25 ...88... Florida International(H).....	41
Nov. 29 ...95... South Florida(H).....	88
Dec. 3 ...101... Florida Atlantic(H).....	63
Dec. 6 ...78... Arizona(A).....	96
Dec. 10 ...81... Tulane(H).....	74
Dec. 17 ...65... Florida*(N)..... (2 OT)	71
Dec. 22 ...100... S.E. Missouri State(H).....	75
Dec. 29 ...84... Detroit(H).....	83
Jan. 4 ...75... Virginia(H).....	81
Jan. 7 ...64... Wake Forest(A).....	72
Jan. 10 ...57... Maryland(H).....	70
Jan. 15 ...107... NC State(H).....	79
Jan. 18 ...67... Clemson(A).....	66
Jan. 21 ...78... Duke(H).....	75
Jan. 25 ...70... North Carolina(A).....	100
Jan. 29 ...68... Georgia Tech(H).....	81
Feb. 1 ...75... UNC-Greensboro(A).....	65
Feb. 4 ...63... Virginia(A)..... (OT)	76
Feb. 8 ...69... Wake Forest(H).....	67
Feb. 11 ...65... Maryland(A).....	80
Feb. 15 ...77... NC State(A).....	86
Feb. 18 ...62... Clemson(H).....	57
Feb. 20 ...62... Florida(H).....	75
Feb. 22 ...67... Duke(A).....	72
Feb. 25 ...78... North Carolina(H).....	80
Mar. 2 ...67... Georgia Tech(A).....	69
Mar. 10 ...64... Maryland**(N).....	71

\*Milk Challenge at Orlando, Florida  
†ACC Tournament at Charlotte, North Carolina

## 1995-96 - Won 13, Lost 14 (.481)

Nov. 27 ...97... Howard(H).....	81
Nov. 28 ...92... Florida International(H).....	44
Dec. 2 ...87... Jacksonville(H).....	80
Dec. 5 ...77... Tulane(A).....	78
Dec. 9 ...85... DePaul*(N).....	80
Dec. 12 ...61... Connecticut(H).....	79
Dec. 16 ...74... Florida†(N).....	52
Dec. 20 ...79... Radford(H).....	59
Dec. 28 ...80... Maryland-Baltimore Co.(H).....	56
Dec. 30 ...79... Maryland-Eastern Shore(H).....	66
Jan. 3 ...69... Virginia(A).....	64
Jan. 6 ...73... Wake Forest(H)..... (OT)	75
Jan. 13 ...65... NC State(A).....	71
Jan. 17 ...75... Clemson(H).....	62
Jan. 20 ...65... Duke(A).....	85
Jan. 24 ...71... North Carolina(H).....	82
Jan. 27 ...58... Georgia Tech(A).....	79
Feb. 3 ...59... Virginia(H).....	64
Feb. 7 ...67... Wake Forest(A).....	81
Feb. 10 ...100... Maryland(H).....	78
Feb. 14 ...79... NC State(H).....	66
Feb. 17 ...59... Clemson(A).....	67
Feb. 22 ...87... Duke(H).....	93
Feb. 24 ...84... North Carolina(A).....	80
Feb. 28 ...68... Georgia Tech(H).....	83
Mar. 4 ...78... Maryland(A).....	88
Mar. 7 ...65... NC State^(N).....	80

\*at St. Petersburg, Florida  
†Milk Challenge at Orlando, Florida  
^ACC Tournament at Greensboro, North Carolina

## 1996-97 - Won 20, Lost 12 (.625)

Nov. 22 ...96... SW Louisiana(H).....	70
Nov. 29 ...79... Rice(H).....	54
Dec. 2 ...93... Florida Atlantic(H).....	56
Dec. 5 ...66... Duke(A)..... (OT)	72
Dec. 14 ...108... Jacksonville(A).....	84
Dec. 17 ...100... Tennessee State(H).....	62
Dec. 21 ...79... Florida*(N).....	65
Dec. 28 ...76... Marist(H).....	48
Dec. 30 ...87... Butler(H).....	68
Jan. 4 ...71... NC State(H).....	51
Jan. 8 ...61... Virginia(H).....	64
Jan. 11 ...70... Clemson(H).....	76
Jan. 15 ...58... Georgia Tech(A).....	71
Jan. 18 ...67... Seton Hall(A).....	56
Jan. 22 ...84... North Carolina(H).....	71
Jan. 25 ...58... Wake Forest(A).....	61
Jan. 29 ...74... Maryland(H).....	70
Feb. 1 ...60... Virginia(A).....	73
Feb. 6 ...62... North Carolina(A).....	90
Feb. 9 ...64... Georgia Tech(H).....	62
Feb. 13 ...57... Maryland(A).....	73
Feb. 15 ...79... Duke(H).....	89
Feb. 19 ...94... Alabama State(H).....	49
Feb. 23 ...67... Clemson(A).....	65
Feb. 26 ...44... NC State(A).....	67
Mar. 1 ...59... Wake Forest(H).....	55
Mar. 7 ...65... Wake Forest†(N).....	66
Mar. 12 ...82... Syracuse+(A).....	67
Mar. 17 ...68... Michigan State+(H).....	63
Mar. 19 ...76... West Virginia+(A).....	71
Mar. 25 ...71... Connecticut†(N).....	65
Mar. 27 ...73... Michigan†(N).....	82

\*Milk Classic at Orlando, Florida  
†ACC Tournament at Greensboro, North Carolina  
+National Invitational Tournament  
‡NIT at New York, New York







## 100-POINT GAMES

## FSU 100-POINT GAMES

**Total 100-Point Games:** 129**Most 100-Point Games in A Season:** 10 (1989)**Most Consecutive 100-Point Games:** 5 (Dec. 3-  
Dec. 12, 1970)**Last 100-Point Game:** Florida State 101, Jacksonville 57 (Dec.  
21, 2004)**1954-55 (2)**Feb. 16, 1955 110-82 at Rollins  
Feb. 21, 1955 102-86 Mississippi State**1955-56 (2)**Dec. 5, 1955 101-67 Rollins  
Dec. 16, 1955 104-83 Morningside**1956-57 (2)**Jan. 3, 1957 108-96 vs. Furman  
Jan. 19, 1957 104-86 Stetson**1958-59 (1)**

Dec. 9, 1958 100-70 Spring Hill

**1959-60 (2)**Feb. 11, 1960 101-58 Rollins  
Feb. 13, 1960 105-98 at Furman**1960-61 (1)**

Feb. 24, 1961 116-95 at Tampa

**1961-62 (3)**Jan. 11, 1962 110-53 Rollins  
Feb. 26, 1962 123-92 at Tampa  
March 2, 1962 101-69 Georgia**1963-64 (1)**

Feb. 22, 1964 101-77 Jacksonville

**1965-66 (1)**

Dec. 6, 1965 121-57 Tampa

**1966-67 (2)**Jan. 30, 1967 109-72 Tampa  
Feb. 11, 1967 100-90 Tulane**1967-68 (9)**Dec. 9, 1967 104-89 Samford  
Dec. 16, 1967 130-100 vs. Louisiana State  
Dec. 20, 1967 114-91 Richmond  
Jan. 6, 1968 111-81 Stetson  
Jan. 12, 1968 122-93 Miami (Fla.)  
Jan. 26, 1968 109-71 Hofstra  
Feb. 3, 1968 110-100 East Carolina  
Feb. 10, 1968 104-82 Florida Southern  
Feb. 16, 1968 106-65 at Jacksonville**1968-69 (3)**Dec. 2, 1968 120-75 Valdosta State  
Dec. 6, 1968 111-84 vs. Miami (Fla.)  
Dec. 30, 1968 104-52 New Hampshire**1969-70 (7)**Dec. 4, 1969 100-84 Oregon  
Dec. 8, 1969 107-86 at Rollins  
Jan. 2, 1970 121-83 at Pepperdine  
Jan. 9, 1970 104-63 Miami (Fla.)  
Jan. 22, 1970 122-80 Clemson  
Feb. 14, 1970 112-77 Tulane  
Feb. 28, 1970 112-96 at Miami (Fla.)**1970-71 (9)**Dec. 3, 1970 106-70 Biscayne College  
Dec. 5, 1970 125-65 South Dakota  
Dec. 7, 1970 117-84 vs. Southern Mississippi  
Dec. 8, 1970 108-114 at Jacksonville  
Dec. 12, 1970 111-63 Valdosta State  
Jan. 2, 1971 101-82 Pepperdine  
Jan. 8, 1971 114-106 Miami (Fla.)  
Jan. 16, 1971 122-79 Samford  
Feb. 11, 1971 113-81 Georgia Southern**1971-72 (6)**Dec. 1, 1971 112-69 Oglethorpe  
Dec. 11, 1971 134-65 Valdosta StateJan. 8, 1972 106-63  
Jan. 19, 1972 105-72  
Jan. 31, 1972 109-83  
Feb. 19, 1972 108-50**1972-73 (2)**Dec. 1, 1972 109-97  
March 3, 1973 112-94**1973-74 (4)**Dec. 3, 1973 109-71  
Dec. 21, 1973 107-87  
Feb. 9, 1974 118-84  
Feb. 23, 1974 105-63**1974-75 (6)**Jan. 4, 1975 107-75  
Jan. 7, 1975 104-82  
Jan. 18, 1975 107-71  
Feb. 1, 1975 111-70  
Feb. 9, 1975 101-71  
Feb. 22, 1975 104-71**1975-76 (6)**Dec. 13, 1975 109-52  
Jan. 14, 1976 107-54  
Jan. 17, 1976 100-79  
Jan. 24, 1976 110-70  
Feb. 12, 1976 109-81  
Feb. 24, 1976 106-61**1976-77 (4)**Nov. 30, 1976 109-90  
Jan. 22, 1977 115-86  
Feb. 5, 1977 139-72  
Feb. 26, 1977 103-72**1977-78 (3)**Dec. 1, 1977 110-82  
Dec. 16, 1977 100-77  
Jan. 14, 1978 103-85**1978-79 (3)**Nov. 27, 1978 116-71  
Dec. 18, 1978 106-75  
March 1, 1979 101-92**1979-80 (3)**Nov. 30, 1979 101-63  
Dec. 20, 1979 112-91  
Jan. 2, 1980 108-97**1981-82 (1)**

Jan. 25, 1982 101-74

**1985-86 (2)**

Dec. 14, 1985 122-83

Jan. 9, 1986 113-75

**1986-87 (5)**Dec. 16, 1986 101-76  
Feb. 23, 1987 107-78  
Feb. 26, 1987 108-84  
Feb. 28, 1987 117-102  
March 12, 1987 107-92**1987-88 (4)**Dec. 2, 1987 121-75  
Dec. 29, 1987 101-67  
Feb. 6, 1988 101-68  
Feb. 24, 1988 108-90**1988-89 (10)**Nov. 25, 1988 133-79  
Nov. 27, 1988 100-75  
Dec. 3, 1988 104-86  
Dec. 20, 1988 113-81  
Jan. 4, 1989 113-67  
Jan. 7, 1989 104-79  
Jan. 15, 1989 101-90  
Jan. 18, 1989 112-105 (OT)  
Jan. 28, 1989 100-97  
Feb. 23, 1989 100-101East Tennessee State  
South Alabama  
Pan American  
Georgia TechGeorgia Southern  
MercerBiscayne College  
Western Kentucky  
South Florida  
South AlabamaEastern Kentucky  
Wisconsin-Milwaukee  
Hofstra  
Chattanooga  
vs. Georgia Southern  
Georgia SouthernPalm Beach Atlantic  
Baptist College  
Memphis State  
SW Louisiana  
Illinois State  
Valdosta StateMissouri Western  
South Alabama  
Baptist College  
South FloridaTroy State  
vs. Texas A&M  
TulaneEckerd  
Florida Southern  
vs. TulaneFlorida A&M  
Minnesota  
Tulane

St. Leo

Florida Institute of  
Technology  
California (Pa.)at Western Carolina  
Virginia Tech  
Miami (Fla.)  
Southern Mississippi  
vs. Rhode IslandFlorida International  
Central Florida  
Cincinnati  
Alabama StateCentral Florida  
Florida International  
Florida  
South Florida  
Rider  
Southern Mississippi  
Tennessee  
at Arkansas  
at Virginia Tech  
at La Salle**1989-90 (3)**Dec. 19, 1989 100-62 Samford  
Jan. 6, 1990 113-82 Southern Mississippi  
Jan. 8, 1990 104-99 (2OT) Jacksonville**1990-91 (1)**

Feb. 13, 1991 113-88 Alabama State

**1991-92 (4)**Nov. 26, 1991 100-91 Jacksonville  
Jan. 2, 1992 107-54 UNC-Asheville  
Feb. 8, 1992 102-90 Clemson  
Feb. 27, 1992 110-96 North Carolina**1992-93 (5)**Nov. 20, 1992 109-86 Iowa State  
Dec. 28, 1992 109-80 Maryland-Baltimore County  
Jan. 13, 1993 105-85 Maryland  
Feb. 10, 1993 111-94 Wake Forest  
Feb. 20, 1993 102-92 Clemson**1993-94 (4)**Dec. 1, 1993 110-59 Florida Atlantic  
Dec. 22, 1993 108-81 Mt. St. Mary's  
Jan. 2, 1994 105-87 Lafayette  
Feb. 6, 1994 100-64 Virginia**1994-95 (3)**Dec. 3, 1994 101-63 Florida Atlantic  
Dec. 22, 1994 100-75 S.E. Missouri State  
Jan. 15, 1995 107-79 NC State**1995-96 (1)**

Feb. 10, 1996 100-78 Maryland

**1996-97 (2)**Dec. 14, 1996 108-84 Jacksonville  
Dec. 17, 1996 100-62 Tennessee State**1998-99 (1)**

Feb. 11, 1999 108-111 (OT) Georgia Tech

**2004-05 (1)**

Dec. 21, 2004 101-57 Jacksonville

OPPONENTS' 100-POINT  
GAMES**Total 100-Point Games:** 42**Most 100-Point Games in A Season:** 3 (1970, 85, 86)**Most Consecutive 100-Point Games:** 2 (Feb. 13-  
Feb. 16, 1974)**Last 100-Point Game:** Duke 100, Florida State 58 (Feb. 4, 2001)**1954-55 (2)**Feb. 19, 1955 95-101 at Loyola (New Orleans)  
March 9, 1955 88-110 vs. Beloit**1957-58 (2)**Jan. 30, 1958 51-103 at West Virginia  
Feb. 1, 1958 68-107 at Marshall**1958-59 (1)**

Jan. 31, 1959 75-103 at Oklahoma City

**1959-60 (2)**Feb. 15, 1960 60-100 at The Citadel  
Feb. 27, 1960 89-107 at Miami (Fla.)**1963-64 (1)**

Dec. 11, 1963 81-102 at Rice

**1965-66 (2)**Dec. 16, 1965 80-115 at North Carolina  
Feb. 28, 1966 90-112 at Miami (Fla.)**1966-67 (2)**Feb. 25, 1967 84-102 at Georgia Tech  
March 1, 1967 90-110 at Miami (Fla.)**1967-68 (2)**Dec. 16, 1967 130-100 vs. LSU  
Feb. 3, 1968 110-100 vs. East Carolina**1968-69 (1)**

Feb. 8, 1969 82-100 at North Carolina



# 100-POINT GAMES

## 1970-71 (3)

Dec. 8, 1970 108-114 at Jacksonville  
 Jan. 8, 1971 114-106 vs. Miami  
 Feb. 27, 1971 94-100 at Miami (Fla.)

## 1973-74 (2)

Feb. 13, 1974 89-113 at Jacksonville  
 Feb. 16, 1974 85-104 vs. North Carolina

## 1976-77 (1)

Nov. 27, 1976 92-108 vs. Clemson

## 1983-84 (1)

Dec. 20, 1983 89-102 at Pittsburgh

## 1985-86 (3)

Dec. 16, 1985 89-100 at Alabama  
 Dec. 31, 1985 64-109 at North Carolina  
 Feb. 8, 1986 96-102 at Southern Mississippi

## 1986-87 (3)

Dec. 13, 1986 93-109 at Oklahoma  
 Feb. 28, 1987 117-102 vs. So. Mississippi  
 March 16, 1987 92-109 vs. Vanderbilt

## 1987-88 (1)

March 18, 1988 98-102 vs. Iowa

## 1988-89 (2)

Jan. 18, 1989 112-105 (OT) at Arkansas  
 Feb. 23, 1989 100-102 at La Salle

## 1989-90 (1)

Jan. 18, 1990 97-101 (2 OT) at Miami (Fla.)

## 1990-91 (2)

Dec. 22, 1990 69-101 at UNLV  
 Jan. 21, 1991 92-109 Arkansas

## 1992-93 (1)

March 27, 1993 81-106 vs. Kentucky

## 1993-94 (1)

Jan. 22, 1994 79-106 at Duke

## 1994-95 (1)

Jan. 25, 1995 70-100 at North Carolina

## 1997-98 (1)

Jan. 24, 1998 55-103 at North Carolina

## 1998-99 (2)

Jan. 27, 1999 87-107 at Maryland  
 Feb. 11, 1999 108-111 (2OT) vs. Georgia Tech

## 1999-00 (1)

Feb. 16, 2000 68-101 at Duke

## 2000-01 (1)

Feb. 4, 2001 58-100 at Duke

# FLORIDA STATE IN THE ASSOCIATED PRESS POLL

## 1969-70

Jan. 27 .....18th  
 Feb. 3 .....12th  
 Feb. 10 .....9th  
 Feb. 17 .....8th  
 Feb. 24 .....10th  
 March 3 .....11th  
 March 10 .....11th

## 1970-71

Dec. 15 .....17th

## 1971-72

Dec. 7 .....18th  
 Dec. 14 .....9th  
 Dec. 21 .....14th  
 Jan. 4 .....20th  
 Jan. 11 .....12th  
 Jan. 18 .....11th  
 Jan. 25 .....10th  
 Feb. 1 .....12th  
 Feb. 8 .....14th  
 Feb. 15 .....14th  
 Feb. 22 .....11th  
 Feb. 29 .....10th  
 March 7 .....14th  
 March 14 .....10th

## 1972-73

Preseason .....2nd  
 Dec. 5 .....2nd  
 Dec. 12 .....2nd  
 Dec. 19 .....7th  
 Dec. 26 .....12th  
 Jan. 2 .....19th  
 Jan. 9 .....18th  
 Jan. 16 .....19th

## 1975-76

March 2 .....18th

## 1977-78

Dec. 27 .....18th  
 Jan. 24 .....17th  
 Jan. 31 .....15th  
 Feb. 7 .....16th  
 Feb. 14 .....14th  
 Feb. 21 .....12th  
 Feb. 28 .....11th  
 March 6 .....13th  
 March 13 .....15th

## 1988-89

Preseason .....16th  
 Nov. 22 .....17th  
 Nov. 29 .....14th  
 Dec. 6 .....13th  
 Dec. 13 .....12th

Dec. 20 .....11th  
 Dec. 27 .....10th  
 Jan. 3 .....15th  
 Jan. 10 .....14th  
 Jan. 17 .....14th  
 Jan. 24 .....11th  
 Jan. 31 .....8th  
 Feb. 7 .....12th  
 Feb. 14 .....7th  
 Feb. 21 .....12th  
 Feb. 28 .....16th  
 March 7 .....14th  
 March 14 .....16th

## 1991-92

Jan. 27 .....23rd  
 Feb. 3 .....23rd  
 Feb. 10 .....23rd  
 Feb. 17 .....16th  
 Feb. 24 .....22nd  
 March 2 .....19th  
 March 9 .....18th  
 March 16 .....20th

## 1992-93

Preseason .....9th  
 Nov. 23 .....7th  
 Nov. 30 .....11th  
 Dec. 7 .....10th  
 Dec. 14 .....10th

Dec. 21 .....18th  
 Dec. 28 .....18th  
 Jan. 4 .....23rd  
 Jan. 25 .....19th  
 Feb. 1 .....12th  
 Feb. 8 .....10th  
 Feb. 15 .....9th  
 Feb. 22 .....6th  
 March 1 .....11th  
 March 8 .....10th  
 March 15 .....11th

## 1993-94

Preseason .....25th

## 1997-98

Dec. 1 .....19th  
 Dec. 8 .....16th  
 Dec. 15 .....17th  
 Dec. 22 .....17th  
 Dec. 29 .....15th  
 Jan. 5 .....13th  
 Jan. 11 .....17th  
 Jan. 18 .....20th

<b>Number of AP Polls Ranked in: 91</b>		
<b>Highest AP Ranking:</b> 2nd (three times during the 1972-73 season)		
<b>Number of AP Polls in the Top 10:</b> 22		
<b>Most Consecutive Weeks Ranked in the AP:</b>		
Ranking	Weeks	Years
1	19	1971-72 through 1972-73
2	18	1988-89
3	8	1997-98
3	8	1992-93 (two times)
3	8	1991-92
3	8	1977-78
8	7	1969-70

# FLORIDA STATE IN THE ESPN/USA TODAY POLL

## 1991-92 (First Year of Coaches' Poll)

Feb. 3 .....23rd  
 Feb. 10 .....21st  
 Feb. 17 .....16th  
 Feb. 24 .....21st  
 March 9 .....13th  
 March 16 .....17th  
 April 8 .....14th

## 1992-93

Nov. 30 .....10th  
 Dec. 7 .....8th  
 Dec. 14 .....9th  
 Dec. 21 .....18th  
 Dec. 28 .....16th  
 Jan. 4 .....23rd  
 Jan. 11 .....21st  
 Jan. 18 .....22nd

Jan. 25 .....20th  
 Feb. 1 .....15th  
 Feb. 8 .....12th  
 Feb. 15 .....9th  
 Feb. 22 .....7th  
 March 1 .....11th  
 March 8 .....11th  
 March 15 .....11th  
 April 7 .....7th

## 1993-94

Nov. 22 .....24th  
 Nov. 29 .....24th

## 1997-98

Nov. 24 .....25th  
 Dec. 1 .....18th  
 Dec. 8 .....15th  
 Dec. 15 .....17th

Dec. 22 .....18th  
 Dec. 29 .....15th  
 Jan. 5 .....13th  
 Jan. 12 .....16th  
 Jan. 19 .....20th  
 Jan. 26 .....23rd

## 2003-04

Dec. 29 .....25th



## ALL-TIME GAMES VS. OPPONENTS IN THE AP POLL

## 1957-58


Date	Ranking	Opponent	Site	W/L	Score
Jan. 13, 1958	No. 18	Memphis State	Memphis, TN	L	56-59
Jan. 30, 1958	No. 1	West Virginia	Morgantown, WV	L	51-103

## 1958-59

Date	Ranking	Opponent	Site	W/L	Score
Dec. 1, 1958	No. 2	Kentucky	Lexington, KY	L	68-91
Dec. 17, 1958	No. 13	Auburn	Auburn, AL	L	74-95
Dec. 29, 1958	No. 8	Auburn	Tallahassee, FL	L	62-69
Jan. 13, 1959	No. 18	Memphis State	Tallahassee, FL	L	72-75
Jan. 31, 1959	No. 14	Oklahoma City	Oklahoma City, OK	L	75-103
Feb. 16, 1959	No. 18	Oklahoma City	Tallahassee, FL	L	84-98

## 1959-60

Date	Ranking	Opponent	Site	W/L	Score
Jan. 16, 1960	No. 15	Miami	Tallahassee, FL	L	91-93
Feb. 27, 1960	No. 9	Miami	Miami, FL	L	89-107



## 1960-61

Date	Ranking	Opponent	Site	W/L	Score
Dec. 3, 1960	No. 20	Kentucky	Lexington, KY	W	63-58
Dec. 10, 1960	No. 11	Auburn	Auburn, AL	L	57-74

## 1961-62

Date	Ranking	Opponent	Site	W/L	Score
Dec. 2, 1961	No. 1	Ohio State	Columbus, OH	L	57-72

## 1966-67

Date	Ranking	Opponent	Site	W/L	Score
Dec. 20, 1966	No. 3	North Carolina	Chapel Hill, NC	L	54-81

## 1967-68

Date	Ranking	Opponent	Site	W/L	Score
Feb. 1, 1968	No. 3	North Carolina	Chapel Hill, NC	L	80-86

## 1968-69

Date	Ranking	Opponent	Site	W/L	Score
Dec. 16, 1968	No. 19	Louisville	Louisville, KY	L	78-79
Dec. 27, 1968	No. 16	Ohio State	Tallahassee, FL	L	86-93
Jan. 28, 1969	No. 19	South Carolina	Tallahassee, FL	W	87-76
Feb. 8, 1969	No. 2	North Carolina	Chapel Hill, NC	L	82-100
Feb. 15, 1969	No. 17	Dayton	Tallahassee, FL	W	79-71

## 1969-70

Date	Ranking	Opponent	Site	W/L	Score
Dec. 13, 1969	No. 5	North Carolina	Chapel Hill, NC	L	75-86
Dec. 22, 1969	No. 14	Louisville	Tallahassee, FL	W	79-69
Jan. 3, 1970	No. 19	Southern Cal	Los Angeles, CA	L	68-71
Jan. 27, 1970	No. 6	Jacksonville	Jacksonville, FL	W	89-83
Feb. 18, 1970	No. 6	Jacksonville	Tallahassee, FL	L	81-85

## 1970-71

Date	Ranking	Opponent	Site	W/L	Score
Dec. 8, 1970	No. 3	Jacksonville	Jacksonville, FL	L	108-114
Dec. 18, 1970	No. 8	Southern Cal	El Paso, TX	L	85-94
Jan. 27, 1971	No. 6	Jacksonville	Tallahassee, FL	L	65-83
Feb. 15, 1971	No. 6	Jacksonville	Jacksonville, FL	L	79-90
Feb. 22, 1971	No. 8	North Carolina	Chapel Hill, NC	L	61-70

## 1971-72

Date	Ranking	Opponent	Site	W/L	Score
Dec. 7, 1971	No. 6	Jacksonville	Tallahassee, FL	W	90-83
Mar. 16, 1972	No. 11	Minnesota	Dayton, OH	W	70-56
Mar. 18, 1972	No. 18	Kentucky	Dayton, OH	W	73-54
Mar. 24, 1972	No. 2	North Carolina	Los Angeles, CA	W	79-75
Mar. 26, 1972	No. 1	UCLA	Los Angeles, CA	L	76-81

## 1972-73

Date	Ranking	Opponent	Site	W/L	Score
Dec. 28, 1972	No. 13	Brigham Young	Oklahoma City, OK	L	77-80
Jan. 20, 1973	No. 15	Jacksonville	Tallahassee, FL	L	66-70
Feb. 14, 1973	No. 13	Jacksonville	Jacksonville, FL	W	83-74
Feb. 17, 1973	No. 6	North Carolina	New York, NY	L	79-91

## 1973-74

Date	Ranking	Opponent	Site	W/L	Score
Dec. 15, 1973	No. 9	Louisville	Louisville, KY	L	78-90
Dec. 18, 1973	No. 19	Memphis State	Tallahassee, FL	W	88-80
Feb. 1, 1974	No. 17	New Mexico	Tallahassee, FL	W	90-71
Feb. 16, 1974	No. 4	North Carolina	Greensboro, NC	L	85-104

## 1974-75

Date	Ranking	Opponent	Site	W/L	Score
Dec. 9, 1974	No. 16	Memphis State	Memphis, TN	L	69-70
Dec. 14, 1974	No. 4	Louisville	Tallahassee, FL	L	75-84
Dec. 26, 1974	No. 15	Purdue	Louisville, KY	W	69-66
Dec. 27, 1974	No. 4	Louisville	Louisville, KY	L	61-79

Jeff Hogan scored 1,164 career points and ranks 23rd all-time in school history in scoring. He averaged at least 14.0 points scored in his three varsity seasons and helped lead the Seminoles to the 1968 NCAA Tournament.



# ALL-TIME GAMES VS. OPPONENTS IN THE AP POLL

## 1975-76

Date	Ranking	Opponent	Site	W/L	Score
Dec. 8, 1975	No. 1	Indiana	Bloomington, IN	L	59-83
Dec. 20, 1975	No. 8	Alabama	St. Petersburg, FL	L	72-76
Dec. 26, 1975	No. 13	Washington	Portland, OR	L	54-69

## 1976-77

Date	Ranking	Opponent	Site	W/L	Score
Dec. 18, 1976	No. 5	San Francisco	San Francisco, CA	L	87-93
Jan. 3, 1977	No. 14	Louisville	Louisville, KY	L	(OT) 75-78
Jan. 15, 1977	No. 18	Memphis State	Memphis, TN	L	75-81
Feb. 3, 1977	No. 3	Kentucky	Lexington, KY	L	57-97

## 1977-78

Date	Ranking	Opponent	Site	W/L	Score
Dec. 27, 1977	No. 11	Cincinnati	Cincinnati, OH	L	75-77
Jan. 22, 1978	No. 9	Louisville	Louisville, KY	W	70-66
Feb. 17, 1978	No. 9	Louisville	Tallahassee, FL	W	81-70
Mar. 4, 1978	No. 20	Louisville	Cincinnati, OH	L	93-94
Mar. 11, 1978	No. 1	Kentucky	Lexington, KY	L	76-85

## 1978-79

Date	Ranking	Opponent	Site	W/L	Score
Jan. 20, 1979	No. 7	Louisville	Tallahassee, FL	L	65-67
Feb. 1, 1979	No. 6	Louisville	Louisville, KY	L	71-84

## 1979-80

Date	Ranking	Opponent	Site	W/L	Score
Jan. 27, 1980	No. 7	Louisville	Louisville, KY	L	73-79
Feb. 24, 1980	No. 2	Louisville	Tallahassee, FL	L	75-83
Mar. 1, 1980	No. 4	Louisville	Louisville, KY	L	72-81
Mar. 9, 1980	No. 4	Kentucky	Lexington, KY	L	78-97

## 1981-82

Date	Ranking	Opponent	Site	W/L	Score
Jan. 4, 1982	No. 14	Louisville	Louisville, KY	L	57-79

## 1982-83

Date	Ranking	Opponent	Site	W/L	Score
Dec. 30, 1982	No. 19	Tulsa	San Diego, CA	W	96-80
Jan. 8, 1983	No. 13	Louisville	Tallahassee, FL	L	69-96
Feb. 7, 1983	No. 12	Louisville	Louisville, KY	L	63-89
Feb. 26, 1983	No. 14	Memphis State	Tallahassee, FL	W	74-72
Mar. 3, 1983	No. 17	Memphis State	Memphis, TN	L	67-94
Mar. 11, 1983	No. 17	Memphis State	Cincinnati, OH	L	74-84

## 1983-84

Date	Ranking	Opponent	Site	W/L	Score
Jan. 25, 1984	No. 14	Louisville	Louisville, KY	L	71-95
Feb. 6, 1984	No. 17	Louisville	Tallahassee, FL	W	75-60
Feb. 11, 1984	No. 9	Memphis State	Tallahassee, FL	L	69-73
Feb. 15, 1984	No. 8	Memphis State	Memphis, TN	L	67-75
Mar. 9, 1984	No. 17	Memphis State	Memphis, TN	L	63-65

## 1984-85

Date	Ranking	Opponent	Site	W/L	Score
Jan. 5, 1985	No. 9	North Carolina	Miami, FL	L	69-78
Jan. 23, 1985	No. 9	Memphis State	Tallahassee, FL	L	69-74
Feb. 16, 1985	No. 4	Memphis State	Memphis, TN	L	68-70
Mar. 9, 1985	No. 4	Memphis State	Louisville, TN	L	86-90

## 1985-86

Date	Ranking	Opponent	Site	W/L	Score
Dec. 31, 1985	No. 1	North Carolina	Charlotte, NC	L	64-109
Jan. 15, 1986	No. 18	Louisville	Tallahassee, FL	L	64-85
Jan. 25, 1986	No. 25	Virginia Tech	Blacksburg, VA	L	73-86
Feb. 10, 1986	No. 3	Memphis State	Memphis, TN	L	73-99
Feb. 19, 1986	No. 10	Louisville	Louisville, KY	L	67-89
Feb. 22, 1986	No. 4	Memphis State	Tallahassee, FL	W	82-80
Feb. 24, 1986	No. 24	Virginia Tech	Tallahassee, FL	L	84-92
Mar. 8, 1986	No. 10	Memphis State	Louisville, KY	L	71-73

## 1986-87


Date	Ranking	Opponent	Site	W/L	Score
Dec. 6, 1986	No. 8	Alabama	Tallahassee, FL	W	72-71
Dec. 13, 1986	No. 9	Oklahoma	Norman, OK	L	92-109

## 1987-88

Date	Ranking	Opponent	Site	W/L	Score
Dec. 10, 1987	No. 16	Oklahoma	Tallahassee, FL	L	87-89
Dec. 12, 1987	No. 12	Florida	Gainesville, FL	L	48-71
Dec. 28, 1987	No. 3	Pittsburgh	Orlando, FL	L	71-72
Mar. 18, 1988	No. 17	Iowa	Los Angeles, CA	L	98-102

## 1988-89

Date	Ranking	Opponent	Site	W/L	Score
Dec. 3, 1988	No. 19	Florida	Tallahassee, FL	W	104-86
Dec. 29, 1988	No. 17	Villanova	Orlando, FL	L	67-68
Jan. 15, 1989	No. 17	Tennessee	Tallahassee, FL	W	101-90
Feb. 6, 1989	No. 7	Louisville	Louisville, KY	W	81-78
Feb. 16, 1989	No. 10	Louisville	Tallahassee, FL	L	(OT) 77-78
Feb. 23, 1989	No. 14	La Salle	Philadelphia, PA	L	100-101
Mar. 12, 1989	No. 16	Louisville	Columbia, SC	L	80-87



Ray Swain is ranked 37th in school history in scoring with 1,000 career points. He averaged 13.9 points per game during his three-year career and ranked second on the team in rebounding during his junior and senior seasons.



# ALL-TIME GAMES VS. OPPONENTS IN THE AP POLL

## 1989-90

Date	Ranking	Opponent	Site	W/L	Score
Dec. 1, 1989	No. 24	Florida	Tallahassee, FL	L	69-82
Dec. 27, 1989	No. 19	NC State	New York, NY	L	72-90
Jan. 14, 1990	No. 11	Louisville	Tallahassee, FL	L	66-73
Feb. 3, 1990	No. 7	Syracuse	Orlando, FL	L	69-90
Feb. 6, 1990	No. 15	Louisville	Louisville, KY	L	50-69

## 1990-91

Date	Ranking	Opponent	Site	W/L	Score
Dec. 22, 1990	No. 1	UNLV	Las Vegas, NV	L	69-101
Jan. 19, 1991	No. 22	South Carolina	Columbia, SC	W	(OT) 81-80
Jan. 21, 1991	No. 2	Arkansas	Tallahassee, FL	L	92-109
Feb. 18, 1991	No. 7	Syracuse	Syracuse, NY	L	79-88
Mar. 16, 1991	No. 3	Indiana	Louisville, KY	L	60-82

## 1991-92

Date	Ranking	Opponent	Site	W/L	Score
Dec. 15, 1991	No. 5	North Carolina	Chapel Hill, NC	W	86-74
Jan. 6, 1992	No. 1	Duke	Durham, NC	L	70-86
Jan. 11, 1992	No. 19	Wake Forest	Winston-Salem, NC	W	88-85
Jan. 23, 1992	No. 18	Georgia Tech	Atlanta, GA	W	83-79
Jan. 30, 1992	No. 1	Duke	Tallahassee, FL	L	62-75
Feb. 27, 1992	No. 10	North Carolina	Tallahassee, FL	W	110-96
Mar. 14, 1992	No. 20	North Carolina	Charlotte, NC	L	76-80
Mar. 26, 1992	No. 4	Indiana	Albuquerque, NM	L	74-85

## 1992-93

Date	Ranking	Opponent	Site	W/L	Score
Nov. 20, 1992	No. 19	Iowa State	Tallahassee, FL	W	109-86
Nov. 25, 1992	No. 4	Indiana	New York, NY	L	(OT) 78-81
Nov. 27, 1992	No. 21	UCLA	New York, NY	L	(OT) 83-86
Dec. 2, 1992	No. 19	Massachusetts	Tallahassee, FL	W	67-64
Jan. 6, 1993	No. 25	Virginia	Charlottesville, VA	L	76-80
Jan. 24, 1993	No. 6	Duke	Tallahassee, FL	W	(OT) 89-88
Jan. 27, 1993	No. 3	North Carolina	Chapel Hill, NC	L	77-82
Jan. 31, 1993	No. 18	Georgia Tech	Tallahassee, FL	W	96-77
Feb. 8, 1993	No. 24	Virginia	Tallahassee, FL	W	99-84
Feb. 10, 1993	No. 9	Wake Forest	Tallahassee, FL	W	111-94
Feb. 24, 1993	No. 9	Duke	Durham, NC	L	75-98
Feb. 27, 1993	No. 3	North Carolina	Tallahassee, FL	L	76-86
Mar. 25, 1993	No. 25	W. Kentucky	Charlotte, NC	W	(OT) 81-78
Mar. 27, 1993	No. 2	Kentucky	Charlotte, NC	L	81-106

## 1993-94

Date	Ranking	Opponent	Site	W/L	Score
Jan. 22, 1994	No. 5	Duke	Durham, NC	L	79-106
Jan. 26, 1994	No. 4	North Carolina	Tallahassee, FL	L	77-90
Jan. 29, 1994	No. 21	Georgia Tech	Atlanta, GA	W	74-73
Feb. 3, 1994	No. 11	Massachusetts	Amherst, MA	L	58-62
Feb. 21, 1994	No. 16	Florida	Gainesville, FL	L	61-72
Feb. 23, 1994	No. 2	Duke	Tallahassee, FL	L	72-84
Feb. 26, 1994	No. 4	North Carolina	Chapel Hill, NC	L	75-78
Mar. 11, 1994	No. 11	North Carolina	Charlotte, NC	L	69-83

## 1994-95

Date	Ranking	Opponent	Site	W/L	Score
Dec. 6, 1994	No. 8	Arizona	Tucson, AZ	L	78-96
Dec. 17, 1994	No. 8	Florida	Orlando, FL	L	(2OT) 65-71
Jan. 7, 1995	No. 18	Wake Forest	Winston-Salem, NC	L	64-72
Jan. 10, 1995	No. 9	Maryland	Tallahassee, FL	L	57-70
Jan. 25, 1995	No. 3	North Carolina	Chapel Hill, NC	L	70-100
Jan. 29, 1995	No. 21	Georgia Tech	Tallahassee, FL	L	67-80
Feb. 4, 1995	No. 15	Virginia	Charlottesville, VA	L	(OT) 63-76
Feb. 8, 1995	No. 11	Wake Forest	Tallahassee, FL	W	69-67
Feb. 11, 1995	No. 8	Maryland	College Park, MD	L	65-80
Feb. 25, 1995	No. 3	North Carolina	Tallahassee, FL	L	78-80
Mar. 10, 1995	No. 10	Maryland	Charlotte, NC	L	64-71

## 1995-96


Date	Ranking	Opponent	Site	W/L	Score
Dec. 12, 1995	No. 8	Connecticut	Tallahassee, FL	L	61-79
Jan. 6, 1996	No. 12	Wake Forest	Tallahassee, FL	L	(OT) 73-75
Jan. 17, 1996	No. 19	Clemson	Tallahassee, FL	W	75-62
Jan. 24, 1996	No. 11	North Carolina	Tallahassee, FL	L	71-82
Feb. 7, 1996	No. 9	Wake Forest	Winston-Salem, NC	L	67-81
Feb. 24, 1996	No. 17	North Carolina	Chapel Hill, NC	W	84-80
Feb. 28, 1996	No. 18	Georgia Tech	Tallahassee, FL	L	68-83

## 1996-97

Date	Ranking	Opponent	Site	W/L	Score
Dec. 5, 1996	No. 10	Duke	Durham, NC	L	(OT) 66-72
Jan. 11, 1997	No. 5	Clemson	Tallahassee, FL	L	70-76
Jan. 22, 1997	No. 19	North Carolina	Tallahassee, FL	W	84-71
Jan. 25, 1997	No. 4	Wake Forest	Winston-Salem, NC	L	58-61
Jan. 29, 1997	No. 5	Maryland	Tallahassee, FL	W	74-70
Feb. 6, 1997	No. 20	North Carolina	Chapel Hill, NC	L	62-90
Feb. 13, 1997	No. 10	Maryland	College Park, MD	L	57-73
Feb. 15, 1997	No. 6	Duke	Tallahassee, FL	L	79-89
Feb. 23, 1997	No. 8	Clemson	Clemson, SC	W	67-65
Mar. 1, 1997	No. 5	Wake Forest	Tallahassee, FL	W	59-55
Mar. 7, 1997	No. 8	Wake Forest	Greensboro, NC	L	65-66

## 1997-98

Date	Ranking	Opponent	Site	W/L	Score
Nov. 26, 1997	No. 11	Connecticut	New York, NY	W	67-60
Nov. 28, 1997	No. 2	Kansas	New York, NY	L	58-73
Dec. 20, 1997	No. 1	North Carolina	Tallahassee, FL	L	73-81
Dec. 23, 1997	No. 5	Arizona	Tallahassee, FL	W	84-79
Jan. 10, 1998	No. 2	Duke	Tallahassee, FL	L	63-75
Jan. 24, 1998	No. 2	North Carolina	Chapel Hill, NC	L	55-103
Feb. 7, 1998	No. 23	Maryland	Tallahassee, FL	L	62-68
Feb. 10, 1998	No. 2	Duke	Durham, NC	L	72-86
Mar. 13, 1998	No. 15	Texas Christian	Oklahoma City, OK	W	96-87



Larry Warren is ranked 28th in school history with 1,108 career points. He led the Seminoles in scoring with a 16.9 points per game average during the 1973-74 season and a 16.0 points per game average during the 1974-75 season.



# ALL-TIME GAMES VS. OPPONENTS IN THE AP POLL

## 1998-99

Date	Ranking	Opponent	Site	W/L	Score
Jan. 6, 1999	No. 11	North Carolina	Tallahassee, FL	L	54-72
Jan. 12, 1999	No. 25	Clemson	Tallahassee, FL	W	70-64
Jan. 16, 1999	No. 2	Duke	Durham, NC	L	73-98
Jan. 27, 1999	No. 4	Maryland	College Park, MD	L	87-107
Feb. 7, 1999	No. 12	North Carolina	Chapel Hill, NC	L	64-98
Feb. 17, 1999	No. 1	Duke	Tallahassee, FL	L	59-85
Feb. 27, 1999	No. 5	Maryland	Tallahassee, FL	L	75-84
Mar. 5, 1999	No. 5	Maryland	Charlotte, NC	L	69-93

## 1999-00

Date	Ranking	Opponent	Site	W/L	Score
Nov. 19, 1999	No. 7	Florida	Gainesville, FL	L	61-96
Nov. 29, 1999	No. 11	Temple	Tallahassee, FL	L	58-69
Dec. 5, 1999	No. 7	Auburn	Auburn, AL	L	54-55
Jan. 16, 2000	No. 6	Duke	Tallahassee, FL	L	54-85
Jan. 22, 2000	No. 21	North Carolina	Chapel Hill, NC	W	76-71
Jan. 29, 2000	No. 22	Maryland	Tallahassee, FL	L	63-82
Feb. 16, 2000	No. 3	Duke	Durham, NC	L	68-101
Mar. 1, 2000	No. 17	Maryland	College Park, MD	L	70-85
Mar. 10, 2000	No. 20	Maryland	Charlotte, NC	L	61-82

## 2000-01

Date	Ranking	Opponent	Site	W/L	Score
Nov. 17, 2000	No. 11	Florida	Tallahassee, FL	L	70-85
Nov. 24, 2000	No. 21	DePaul	Anchorage, AK	L	74-80
Jan. 4, 2001	No. 3	Duke	Tallahassee, FL	L	72-99
Jan. 9, 2001	No. 6	Wake Forest	Winston-Salem, NC	L	53-76
Jan. 14, 2001	No. 14	Maryland	Tallahassee, FL	L	55-76
Jan. 16, 2001	No. 13	Virginia	Charlottesville, VA	L	71-89
Jan. 20, 2001	No. 6	North Carolina	Tallahassee, FL	L	70-80
Feb. 4, 2001	No. 2	Duke	Durham, NC	L	58-100
Feb. 10, 2001	No. 19	Wake Forest	Tallahassee, FL	L	65-71
Feb. 14, 2001	No. 17	Maryland	College Park, MD	W	74-71
Feb. 17, 2001	No. 12	Virginia	Tallahassee, FL	L	66-69
Feb. 22, 2001	No. 2	North Carolina	Chapel Hill, NC	L	67-95

## 2001-02

Date	Ranking	Opponent	Site	W/L	Score
Nov. 16, 2001	No. 6	Florida	Gainesville, FL	L	47-68
Dec. 16, 2001	No. 19	Wake Forest	Winston-Salem, NC	L	72-93
Jan. 6, 2002	No. 1	Duke	Tallahassee, FL	W	77-76
Jan. 20, 2002	No. 10	Virginia	Charlottesville, VA	L	74-91
Jan. 26, 2002	No. 3	Maryland	College Park, MD	L	63-84
Feb. 2, 2002	No. 24	Wake Forest	Tallahassee, FL	L	80-89
Feb. 7, 2002	No. 1	Duke	Durham, NC	L	49-80
Feb. 20, 2002	No. 22	Virginia	Tallahassee, FL	W	66-59
Feb. 27, 2002	No. 2	Maryland	Tallahassee, FL	L	63-96
Mar. 8, 2002	No. 2	Maryland	Charlotte, NC	L	59-85

## 2002-03

Date	Ranking	Opponent	Site	W/L	Score
Dec. 6, 2002	No. 8	Florida	Tallahassee, FL	L	57-58
Dec. 22, 2002	No. 23	North Carolina	Tallahassee, FL	L	48-69
Jan. 11, 2003	No. 21	Maryland	College Park, MD	L	62-89
Jan. 26, 2003	No. 17	Wake Forest	Winston-Salem, NC	L	60-71
Feb. 2, 2003	No. 5	Duke	Tallahassee, FL	W	75-70
Feb. 12, 2003	No. 16	Maryland	Tallahassee, FL	L	72-74
Feb. 26, 2003	No. 12	Wake Forest	Tallahassee, FL	L	56-60
Mar. 6, 2003	No. 10	Duke	Durham, NC	L	56-72
Mar. 14, 2003	No. 9	Wake Forest	Greensboro, NC	L	61-69

## 2003-04

Date	Ranking	Opponent	Site	W/L	Score
Dec. 22, 2003	No. 16	Pittsburgh	Pittsburgh, PA	L	56-63
Dec. 28, 2003	No. 24	Maryland	Tallahassee, FL	W	79-75
Jan. 3, 2004	No. 12	Florida	Gainesville, FL	L	73-87
Jan. 22, 2004	No. 7	North Carolina	Tallahassee, FL	W	(OT) 90-81
Jan. 25, 2004	No. 7	Wake Forest	Tallahassee, FL	W	75-70
Jan. 29, 2004	No. 1	Duke	Durham, NC	L	49-56
Feb. 3, 2004	No. 15	Georgia Tech	Tallahassee, FL	W	81-65
Feb. 10, 2004	No. 10	NC State	Raleigh, NC	L	59-75
Feb. 21, 2004	No. 16	North Carolina	Chapel Hill, NC	L	71-78
Feb. 25, 2004	No. 11	Wake Forest	Winston-Salem, NC	L	(OT) 87-90
Feb. 29, 2004	No. 4	Duke	Tallahassee, FL	L	65-70
Mar. 6, 2004	No. 19	Georgia Tech	Atlanta, GA	L	60-63
Mar. 12, 2004	No. 17	NC State	Greensboro, NC	L	71-78

## 2004-05

Date	Ranking	Opponent	Site	W/L	Score
Dec. 19, 2004	No. 23	Maryland	College Park, MD	L	(OT) 88-90
Jan. 18, 2005	No. 3	Wake Forest	Tallahassee, FL	W	(OT) 91-83
Jan. 22, 2005	No. 4	Duke	Tallahassee, FL	L	56-88
Feb. 2, 2005	No. 25	Georgia Tech	Atlanta, GA	L	61-64
Feb. 6, 2005	No. 2	North Carolina	Tallahassee, FL	L	60-81
Feb. 12, 2005	No. 6	Wake Forest	Winston-Salem, NC	L	48-87
March 3, 2005	No. 2	North Carolina	Chapel Hill, NC	L	76-91



Nate Johnson led the ACC in assist:turnover ratio with a 3.21:1 mark during the 2003-04 season. He recorded a career-high 125 assists and led the Seminoles to the second round of the NIT as a senior.

# COACHING HISTORY



**Don Loucks**  
5-13  
(1947-48)

Don Loucks, one of the most respected members of the Florida State athletic family, was the first coach of men's intercollegiate basketball at FSU. He guided the team to a 5-13 record during the 1947-48 season.

Loucks would go on to become a member of FSU's Hall of Fame after six decades with the University. The tennis courts at FSU are named in honor of Don Loucks.

Year	W	L	Pct.
1947-48 Don Loucks	5	13	.277



**J.K. Kennedy**  
236-208  
(1948-66)

J.K. Kennedy was better known as "Bud" during his 18 years as head coach of the Florida State program. A warm and compassionate man, Kennedy led the Seminoles from a limited program to major college status. He compiled a record of 236-208 from 1948-49 to 1965-66. His finest single season came in 1954-55 when he coached the Tribe, led by future Hall of Famers Jimmy Oler and Ham Wernke, to a 22-4 record.

Year	W	L	Pct.
1948-49 J. K. "Bud" Kennedy	12	12	.500
1949-50 J. K. "Bud" Kennedy	14	10	.583
1950-51 J. K. "Bud" Kennedy	18	9	.667
1951-52 J. K. "Bud" Kennedy	5	20	.200
1952-53 J. K. "Bud" Kennedy	11	11	.500
1953-54 J. K. "Bud" Kennedy	13	7	.650
1954-55 J. K. "Bud" Kennedy	22	4	.846
1955-56 J. K. "Bud" Kennedy	16	9	.640
1956-57 J. K. "Bud" Kennedy	9	17	.346
1957-58 J. K. "Bud" Kennedy	9	16	.360
1958-59 J. K. "Bud" Kennedy	8	15	.347
1959-60 J. K. "Bud" Kennedy	10	15	.400
1960-61 J. K. "Bud" Kennedy	14	10	.583
1961-62 J. K. "Bud" Kennedy	15	8	.651
1962-63 J. K. "Bud" Kennedy	15	10	.600
1963-64 J. K. "Bud" Kennedy	14	14	.500
1964-65 J. K. "Bud" Kennedy	16	10	.615
1965-66 J. K. "Bud" Kennedy	15	11	.577
<b>Total</b>	<b>236</b>	<b>208</b>	<b>.532</b>



**Hugh Durham**  
229-96  
(1966-78)

Hugh Durham's tenure at Florida State included four 20-win seasons and saw the program play for the national championship in 1972. Durham led the Seminoles to a 229-96 record and his .705 winning percentage was among the nation's best. He took FSU to three NCAA Tournaments.

Durham also made an impact with the Florida State program as a player in the late 1950's. From 1956-59 he scored 1,381 points, an average of 18.9 per game. His name is still prominent in many FSU records lists.

Year	W	L	Pct.
1966-67 Hugh Durham	11	15	.423
1967-68 Hugh Durham	19	8	.704
1968-69 Hugh Durham	18	8	.692
1969-70 Hugh Durham	23	3	.885
1970-71 Hugh Durham	17	9	.654
1971-72 Hugh Durham	27	6	.818
1972-73 Hugh Durham	18	8	.692
1973-74 Hugh Durham	18	8	.692
1974-75 Hugh Durham	18	8	.692
1975-76 Hugh Durham	21	6	.778
1976-77 Hugh Durham	16	11	.593
1977-78 Hugh Durham	23	6	.793
<b>Total</b>	<b>229</b>	<b>96</b>	<b>.705</b>



**Joe Williams**  
129-105  
(1978-86)

Joe Williams took over as head coach of the Seminoles in 1978 after very successful stops at Jacksonville (1964-70) and Furman (1970-78). He led the FSU program for eight seasons and won 129 games while losing 105. He took Florida State to the NCAA Tournament in 1979-80 (1-1) and to the National Invitational Tournament in 1983-84 (1-1). The Seminoles had two 20-win seasons under his leadership.

Year	W	L	Pct.
1978-79 Joe Williams	19	10	.655
1979-80 Joe Williams	22	9	.710
1980-81 Joe Williams	17	11	.607
1981-82 Joe Williams	11	17	.392
1982-83 Joe Williams	14	14	.500
1983-84 Joe Williams	20	11	.645
1984-85 Joe Williams	14	16	.467
1985-86 Joe Williams	12	17	.414
<b>Total</b>	<b>129</b>	<b>105</b>	<b>.551</b>



**Pat Kennedy**  
202-131  
(1986-1997)

Pat Kennedy is credited with leading the Florida State program back to national prominence. Kennedy registered a Metro Conference regular season and tournament championship before the school joined the ACC in 1991-92.

Kennedy led the Seminoles to five NCAA Tournament berths and two NIT appearances in his 11 years. FSU advanced to the Elite Eight of the 1993 NCAA Tournament, marking the second-best season in FSU history.

Florida State went 202-131 under Kennedy, posting a .607 winning percentage in his 11 seasons. Kennedy set a record for road wins and total ACC wins by a first-year coach with six and 11 respectively, in 1991-92.

Year	W	L	Pct.
1986-87 Pat Kennedy	19	11	.633
1987-88 Pat Kennedy	19	11	.633
1988-89 Pat Kennedy	22	8	.733
1989-90 Pat Kennedy	16	15	.516
1990-91 Pat Kennedy	21	11	.656
1991-92 Pat Kennedy	22	10	.687
1992-93 Pat Kennedy	25	10	.714
1993-94 Pat Kennedy	13	14	.481
1994-95 Pat Kennedy	12	15	.444
1995-96 Pat Kennedy	13	14	.481
1996-97 Pat Kennedy	20	12	.625
<b>Total</b>	<b>202</b>	<b>131</b>	<b>.607</b>



**Steve Robinson**  
64-86  
(1997-2002)

Steve Robinson was named the sixth head coach in Florida State basketball history on July 1, 1997 and he made an immediate impact on the Seminole program. Robinson's first season at FSU saw the Tribe return to national prominence. Florida State went 18-14, earned an at-large bid to the NCAA Tournament and advanced to the tourney's second round. The Seminoles also reappeared in the Associated Press Top 25 with a peak at No. 13, finished as Preseason National Invitational Tournament runners-up and defeated defending national champion Arizona.

Year	W	L	Pct.
1997-98 Steve Robinson	18	14	.563
1998-99 Steve Robinson	13	17	.433
1999-00 Steve Robinson	12	17	.414
2000-01 Steve Robinson	9	21	.300
2001-02 Steve Robinson	12	17	.414
<b>Total</b>	<b>64</b>	<b>86</b>	<b>.427</b>





# COACHING HISTORY



**Leonard Hamilton**  
33-29  
(2002-Pr.)

Leonard Hamilton was named Florida State's seventh head coach on March 19, 2002. He led the Seminoles into the NIT in 2004 marking the first postseason tournament appearance for the Seminoles since the 1998 season. In guiding the Seminoles to the second round of the NIT in only his second season, he became the fifth head coach in school history to lead Florida State into postseason play within his first two years in Tallahassee. During the 2004 season, he led the Seminoles to a 19-14 record and coached Tim Pickett, only the second player in school history to earn All-ACC First-Team honors. His first victory as Florida State's head coach came against Savannah State in his first game with the Seminoles with the 2003-04 season. Hamilton led Florida State to a victory over No. 5 Duke during the 2003 season and coached the Seminoles to six wins over nationally ranked teams during his first three seasons at Florida State. He became the school's first basketball coach with professional coaching experience after serving as the head coach of the Washington Wizards in 2001.

## Overall Florida State Coaching Record

Years	W	L	Pct.
58	910	687	.570

## FSU ALL-TIME MEN'S BASKETBALL ASSISTANT COACHES

Baxter, Jim	1996-97
Benjamin, Lee	1953-57
Bolton, Bill	1970-74
Branscum, Cleve	1967-69
Carlson, Tom	1986-97
Cautero, Vince	1988-92
Clendinen, Bill	1966-70
Cotten, Russell	1985-86
Crawford, Coleman	1997-02
Dewar, John	1963-64
Dotson, Bob	1978-80
Durham, Hugh	1959-66
Gay, Larry	1974-78
Giles, Stephen	2000-02
Gilmore, Frank	1978-82
Hands, Lorenzo	1994-95
Hunt, Michael	1986-88
Jackson, Tony	1982-84
Jaskulski, Mike	2002-Present
Joler, Jim	1956-59
Jones, John	1978-80
Jones, Stan	2002-Present
Juhlin, Tim	1998-00
Kelly, Lake	1963-64
Kennedy, Wally	1986-87
Lawson, Al	1971-74
Long, Mike	1953-59
Marsh, Donnie	1995-97
McHone, Morris	1970-78
Miles, Bobby	1984-85
Morgan, Rex	1980-86
Petriccione, Rich	1986-89
Platt, Jim	1997-00
Pons, Jackie	1982-86
Powers, Fred	1960-63
Powless, John	1959-60
Sheals, Tony	2002-Present
Sodec, John	1976-78
Welsh, Tim	1986-88
Whitmer, Bob	1952-53
Wilkes, Rob	2000-02
Williams, Steve	1980-86
Williamson, Kenny	1989-94
Wingate, Matt	1997-98
Zimroth, David	1986-96

Year	W	L	Pct.
2002-03 Leonard Hamilton	14	15	.483
2003-04 Leonard Hamilton	19	14	.576
2004-05 Leonard Hamilton	12	19	.387
<b>Total</b>	<b>45</b>	<b>48</b>	<b>.484</b>



**Leonard Hamilton**  
2002-Present



**Don Loucks**  
1947-48



**J.K. "Bud" Kennedy**  
1948-66




**Hugh Durham**  
1966-78



**Joe Williams**  
1978-86



**Pat Kennedy**  
1986-97




**Steve Robinson**  
1997-2002



# BASKETBALL LETTERMAN CLUB (year indicates finish of season, i.e. 1996-97 is listed as 97)

## A

Abraham, Ansley .....1974  
 Adams, Arthur .....1949  
 Aldridge, Archie .....1974



**Randy Allen**  
 1984, 85, 86, 87

Allen, Herbert .....1976  
 Allen, Randy .....1984, 85, 86, 87  
 Amick, John .....1972  
 Anderson, Damous .....1999, 00  
 Anderson, David .....2000, 01, 02  
 Anderson, Kris .....1977, 78, 79, 81  
 Archer, Bill .....1959  
 Arnold, Granville .....1983, 84  
 Arnold, Rodney .....1980, 81  
 Arrington, Delvon .....1999, 00, 01, 02  
 Artmeier, Richard .....1953, 54, 55, 56  
 Ashworth, Rufus .....1960, 61, 62

## B

Baker, Terrell .....1998, 99  
 Barber, Pee Wee .....1986, 87  
 Barnes, Joey .....1988, 89, 90  
 Barrow, Tim .....1968




**James Bozeman**  
 1978, 79, 81

Bates, Don .....1959  
 Benjamin, Lee .....1949, 50  
 Benson, Rick .....1952, 53, 54, 55  
 Biggs, Donald .....1966  
 Bloodworth, John .....1966  
 Boltz, Daniel .....1958, 59  
 Boyd, Aubry .....1988, 89, 90, 91  
 Bozeman, James .....1978, 79, 81  
 Bracy, J. D. ....2002  
 Brennan, John .....1975  
 Brodie, Mark .....1975  
 Brower, Geoff .....1996, 97  
 Brown, Murray .....1977, 78, 79, 80  
 Brownyard, Dave .....1973, 74  
 Bryant, Nick .....1994  
 Bulser, Larry .....1964  
 Burke, Dennis .....1973, 74  
 Burst, Thomas .....1953, 54, 55  
 Burt, John .....1969, 70, 71  
 Bush, Ken .....1969

Byrd, Carlton .....1974, 75, 76, 77

## C

Cable, Randy .....1968, 69, 70  
 Calkin, Jim .....1972  
 Callier, Benson .....2003, 04  
 Campbell, Rick .....1967




**Randy Cable**  
 1968, 69, 70

Carroll, Derrick .....1993, 95  
 Carter, Tony .....1985, 86, 87  
 Cassell, Sam .....1992, 93  
 Casteel, Robert .....1957, 58, 59, 60  
 Chassee, Richard .....1974, 75  
 Chatman, Ed .....1979  
 Chaudron, Ralph .....1948  
 Chlebek, Matt .....1998, 99, 00  
 Choice, Raleigh .....1986, 87  
 Clyde, Benny .....1973  
 Cole, Otis .....1972, 73, 74  
 Collins, James .....1994, 95, 96, 97  
 Collinsworth, Greg .....1979, 80, 81  
 Coogle, Faurest .....1961, 62, 63  
 Copeland, Chad .....1990  
 Cotton, Bill .....1960, 61  
 Cowens, Dave .....1968, 69, 70  
 Cox, Jerry .....1978, 79, 80  
 Crawford, Adrian .....1999, 00, 01  
 Cummings, Monte .....2001, 02  
 Cundy, Tom .....1952, 53, 54, 55  
 Curry, Avery .....1995, 96

## D

Dale, Wally .....1962, 63  
 Danford, Richard .....1966, 67, 68  
 Davis, Harry .....1975, 76, 77, 78  
 Davis, Jack .....1960, 61, 62  
 Davis, LaRae .....1986, 87  
 Dawson, Tony .....1988, 89




**Richard Danford**  
 1966, 67, 68

Deas, Devonaire .....1997, 98  
 Deckle, Burt .....1958  
 Dellehan, Tom .....1954  
 DePathy, Bob .....1968  
 Dickson, Larry .....1948, 49, 50, 51  
 Dillard, Mickey .....1977, 78, 80, 81

Dillard, Steve .....1981  
 Dixon, Antwan .....1999, 00, 01, 02  
 Dixon, Nigel .....2000, 01, 02  
 Dobard, Rodney .....1990, 91, 92, 93  
 Donald, Ray .....1992  
 Doyle, Kenneth .....1966, 67, 68  
 Durham, Hugh .....1957, 58, 59

## E

Edminston, George .....1950  
 Edney, Tim .....1960, 61, 62  
 Edwards, Douglas .....1991, 92, 93  
 Ek, Bob .....1962, 63, 64  
 Ellzy, Vernell .....1970, 71  
 Engstrom, Ben .....2005



**Bob Ek**  
 1962, 63, 64

## F

Fairchild, Charles .....1965, 66  
 Farrar, Joe .....1984, 85  
 Fedor, Dave .....1960, 61, 62



**Joe Farrar**  
 1984, 85

Fedor, Jon .....1988  
 Fells, Oren .....2003  
 Fischer, Louis .....1950, 51, 52  
 Fitchett, Jerome .....1985, 86, 87, 88  
 Freudenstein, Roger .....1960  
 Fryer, Artie .....1972

## G

Galloway, Todd .....2003, 04, 05  
 Garcia, Thomas .....1956, 57, 58  
 Garrett, Rowland .....1970, 71, 72  
 Gay, Larry .....1971, 72, 73  
 Gies, Jan .....1968, 69, 70  
 Gilbert, Mark .....1975  
 Gilmore, Oren .....1981, 82  
 Gipson, Alton Lee .....1984, 85  
 Giswold, Bill .....1963  
 Glenn, Bill .....1966, 67  
 Glover, Roy .....1970  
 Gonzalez, Pete .....1963, 64, 65  
 Gordon, Duane .....1952, 53, 54  
 Gordon, Emanuel .....2004  
 Grabuloff, David .....1994




**Larry Gay**  
 1971, 72, 73

Grady, Greg .....1973, 74, 75, 76  
 Graham, Chuck .....1990, 91, 92, 94  
 Greer, LaMarr .....1995, 96, 97, 98  
 Gregory, Stu .....1956, 57, 58  
 Griffin, Antonio .....2005  
 Gruhl, Stephen .....1992  
 Guckenberger, Buzz .....1955, 59

## H

Hale, Ron .....1997, 98, 99, 00  
 Hands, Lorenzo .....1989, 90, 91, 93  
 Harris, Eugene .....1974, 75, 76, 77



**Ron Harris**  
 1970, 71, 72

Harris, Ron .....1970, 71, 72  
 Harrison, John .....1974, 75  
 Hartman, Bob .....1951  
 Harvey, Trevor .....2002, 03  
 Haynes, Marvin .....1980  
 Haywood, Marcell .....2001, 02, 03  
 Hewitt, Ted .....1950  
 Hildaman, Sheldon .....1948  
 Hogan, Jeff .....1967, 68, 69  
 Huge, Cal .....1963  
 Hunter, Tat .....1986, 87, 88, 89

## J

Jackson, Randell .....1996, 97, 98  
 Jackson, Tony .....1977, 78, 79, 80  
 Jacoby, Leroy .....1956, 57, 58  
 Johnson, Alexander .....2004, 05  
 Johnson, Brad .....1988  
 Johnson, Michael .....1982, 83, 84  
 Johnson, Nate .....2003, 04  
 Johnson, Otis .....1973  
 Joiner, Michael .....2001, 02, 03, 04



# BASKETBALL LETTERMAN CLUB (year indicates finish of season, i.e. 1996-97 is listed as 97)



**Michael Johnson**  
1982, 83, 84

## K

- Karasek, Tony.....1986, 87
- Kendall, Dick.....1949, 50
- Kerner, Jonathon.....1993, 94



**Dale Klay**  
1968, 69, 70

- Kimrey, Lannie.....1969
- King, Ron.....1971, 72, 73
- Klay, Dale.....1968, 69, 70
- Kratzert, Bill.....1948
- Krieg, Adam.....2002
- Kuhl, Donnie.....1977, 78, 79, 81
- Kundid, Michael.....1976

## L

- Lanigan, Robert.....1947
- Leakey, Ken.....1964, 65, 66
- Leitch, Colin.....1966



**Bobby Lovell**  
1963, 64, 65

- Liteky, Jim.....1958, 59
- Long, Charlie.....1961, 62, 63
- Loucks, Donald.....1948
- Louis, Corey.....1995, 96, 97, 98
- Lovell, Bobby.....1963, 64, 65
- Lowery, Ryan.....2001, 02
- Luchman, Kirk.....1994, 95, 96, 97
- Lyttle, Jim.....1966

## M

- Mabry, Thomas.....1985, 86
- Macklin, Kenneth.....1969, 70
- Macomber, Dave.....1969, 70, 71



**Hank Mann**  
1975, 78, 79


- Mahoney, Darryl.....1956
- Malmen, Ronald.....1965, 66
- Mann, Hank.....1975, 78, 79
- Marsee, Bud.....1950, 51
- Martello, Vince.....1983, 84
- Martin, Terry.....1985
- Matchett, Scott.....1981
- Mateer, Craig.....1986, 87
- Mathews, Mike.....2001, 02, 03, 04
- Mathis, Emanuel.....1999, 00
- Maxwell, Hosea.....1948
- Mayes, Tharon.....1988, 89, 90
- McCloud, George.....1986, 87, 88, 89
- McComber, Darryl.....1969, 70
- McCrary, Benjamin.....1948
- McCray, Lawrence.....1972, 73, 74
- McLaughlin, Tom.....1949, 50, 51, 52
- Menacof, Nick.....1959
- Miles, Blake.....1989, 90
- Miles, Bobby.....1982, 83, 84
- Miller, Ron.....1990, 91, 92
- Mims, Ralph.....2005
- Mitchell, Derrick.....1988, 89
- Moran, Nate.....2001, 02, 03
- Morison, Bruce.....1965, 66
- Morrison, Ian.....1967
- Mott, Justin.....1999, 00
- Mulligan, Kyle.....1995, 96, 97, 98
- Murphy, Brian.....1965, 66, 67
- Murray, Pete.....2001
- Myers, Derrick.....1991
- Myrick, Maurice.....1982, 83, 84, 85

## N

- Nemergut, Ron.....1971
- Nettles, Ronald.....1948, 49, 50, 51

## O

- Oler, Jim.....1953, 54, 55, 56
- Osteen, Billy.....1948



**Zack Perkins**  
1973, 74, 75, 76

## P

- Parker, William.....1948
- Parks, Bobby.....1978, 79, 80, 81
- Patton, Wayne.....1955, 56
- Pavy, James.....1948
- Peacock, William.....1961, 64, 65, 66
- Pence, Robert.....1949, 50, 52, 53
- Penny, Romone.....2004
- Perkins, Zach.....1973, 74, 75, 76
- Petty, Otto.....1971, 72, 73
- Philips, William.....1966



**Otto Petty**  
1971, 72, 73

- Phillip, Raphael.....1982, 83
- Pickett, Tim.....2003, 04
- Pierre, Gibson.....1999
- Polite, Michael.....1988, 90, 91

## Q

- Quinn, Irv.....1951, 52

## R

- Reeves, Dale.....1963
- Reid, Andre.....1991, 92, 94, 95
- Reynolds, Carl.....1968, 69
- Rich, Jason.....2005
- Richardson, Anthony.....2002, 03, 04, 05
- Richardson, Jimtom.....1953
- Richter, John.....1959, 60



**Reggie Royals**  
1971, 72, 73

- Ricketts, Dale.....1961, 62, 63
- Robinson, Maurice.....1993, 94
- Rogers, Peter.....1963, 64
- Rolle, Elvis.....1980, 81
- Romero, Diego.....2005
- Ross, David.....1967, 68
- Royals, Reggie.....1971, 72, 73

## S

- Salters, Jessie.....1991
- Samuel, Greg.....1971, 72
- Savage, Jim.....1958, 59, 60
- Schull, Gary.....1964, 65, 66
- Scott, Bud.....1951
- Shabazz, Karim.....1998



**Cyril Stitt**  
1973, 74, 75

- Shaffer, David.....1986
- Shaffer, Dean.....1984, 85
- Shepherd, Scott.....1993, 94, 95, 96
- Shirley, Jerry.....1963, 64, 65
- Simmons, James.....1974, 75
- Simmons, Oliver.....1998, 99, 00
- Smalls, Wayne.....1974, 75, 76, 77
- Smith, James.....1976, 77, 78
- Smith, Jerry.....1960, 61
- Sparks, Gentry.....1996
- Speights, David.....1982, 83, 84, 85
- Stewart, Darrel.....1966, 67, 68
- Stitt, Cyril.....1973, 74, 75
- Strom, Larry.....1957, 58
- Summers, Steve.....1967
- Sura, Bob.....1992, 93, 94, 95
- Swain, Ray.....1960, 61, 62
- Swann, Isaiah.....2005

## T

- Thomas, Irving.....1989, 90
- Thompson, David.....1976, 77, 78
- Thompson, Kerry.....1997, 98
- Thompson, Ronald.....1998, 99
- Thornton, Al.....2004, 05
- Tinsley, Charlie.....1959
- Tookes, Pernell.....1979, 80, 81



**David Thompson**  
1976, 77, 78


- Towey, Jim.....1974, 75, 76, 77
- Trammell, Jeffrey.....1976
- Trobaugh, Dick.....1950, 51
- Tucker, Rodney.....2000
- Twomey, Fred.....1955, 56, 57

## V

- Vetica, Dave.....1977



# BASKETBALL LETTERMAN CLUB (year indicates finish of season, i.e. 1996-97 is listed as 97)



**Larry Warren**  
1974, 75, 76

## W

Wafer, Von .....2004, 05  
Waits, Robert .....1957  
Waleskowski, Adam.....2002, 03, 04, 05

Wallace, Jim.....1964  
Ward, Bob .....1956, 57  
Ward, Charlie.....1991, 92, 93, 94  
Warren, Larry.....1974, 75, 76  
Watson, Ronald.....1982, 83, 84  
Weigle, Bill .....1949, 50  
Wells, Byron.....1989, 90, 92, 93  
Wernke, Ham .....1952, 53, 54, 55  
Westhafer, Jerry.....1952, 53, 54  
Westhafer, Joe.....1958  
White, David .....1988, 89, 90, 91  
Whitehead, Bud.....1960  
Whitmer, Bob.....1951, 52  
Wiggins, Mitchell .....1982, 83  
Wightman, Will .....2003  
Wilkes, Scott .....1982, 83  
William, Tony.....1982, 83, 84  
Williams, Bob .....1956, 57  
Williams, Ernie .....1948  
Williams, Joseph.....1957, 58, 59  
Williams, Willie .....1969, 70



**Fred Woodward**  
1959, 60

Wilson, Andrew.....2001, 04  
Winter, Ross .....1963, 64  
Wold, Gary.....1953, 54, 55, 56  
Woodard, Wayne .....1975  
Wooden, Tim .....1995, 96

Woodward, Fred .....1959, 60  
Wright, William .....1972  
Wursbach, Ed .....1955, 56  
Wyman, Jr., Orlando.....1948, 49, 50, 51

## Y

Young, Ed.....1980, 81  
Young, Skip .....1969, 70, 71

# FLORIDA STATE AWARD WINNERS

## All-ACC Selections

1991-92 Sam Cassell (2nd Team)  
Douglas Edwards (2nd Team)  
1992-93 Sam Cassell (2nd Team)  
Douglas Edwards (2nd Team)  
Bob Sura (2nd Team)  
1993-94 Bob Sura (1st Team)  
1994-95 James Collins (3rd Team)  
Bob Sura (2nd Team)  
1995-96 James Collins (3rd Team)  
1996-97 James Collins (2nd Team)  
1998-99 Ron Hale (3rd Team)  
1999-00 Damous Anderson  
(3rd Team)  
Ron Hale (3rd Team)  
2001-02 Delvon Arrington (HM)  
Monte Cummings (HM)  
2002-03 Tim Pickett (2nd Team)  
2003-04 Tim Pickett (1st Team)

## ACC All-Rookie Team

1994-95 Corey Louis  
2000-01 Michael Joiner  
2001-02 Anthony Richardson (HM)  
2003-04 Alexander Johnson

## All-ACC Tournament

1991-92 Charlie Ward (2nd Team)

## ACC Player of the Week

1991-92 Sam Cassell  
1992-93 Sam Cassell  
Bob Sura  
1993-94 Bob Sura  
1994-95 Bob Sura  
1996-97 James Collins (Two Times)  
1997-98 LaMarr Greer  
1999-00 Damous Anderson  
2001-02 Monte Cummings  
2002-03 Tim Pickett  
2003-04 Tim Pickett (Two Times)

## ACC Rookie of the Week

1991-92 Bob Sura (Three Times)  
1992-93 Derrick Carroll  
Maurice Robinson  
1993-94 James Collins  
1994-95 Corey Louis  
2000-01 Michael Joiner (Three Times)  
2001-02 Anthony Richardson

2002-03 Todd Galloway  
2003-04 Von Wafer (Two Times)

## All-ACC Academic

1991-92 Ron Miller  
1992-93 Charlie Ward  
1997-98 Kyle Mulligan  
1998-99 Oliver Simmons  
1999-00 Oliver Simmons  
2000-01 David Anderson  
2001-02 Michael Joiner  
Anthony Richardson  
2002-03 Todd Galloway  
Marcell Haywood  
Mike Mathews  
Andrew Wilson  
2003-04 Von Wafer  
Andrew Wilson  
2004-05 Andrew Wilson

## ACC Honor Roll Selections

1991-92 Ron Miller  
Charlie Ward  
Byron Wells  
1992-93 Stephen Gruhl  
Charlie Ward  
1993-94 Charlie Ward  
1995-96 Jay Nasworthy  
1996-97 Kyle Mulligan  
1997-98 Kyle Mulligan  
1998-99 Oliver Simmons  
Matt Chlebek  
Chris Hull  
Oliver Simmons  
Ronald Thompson  
1999-00 David Anderson  
Emanuel Mathis  
Oliver Simmons  
2000-01 David Anderson  
Marcell Haywood  
Ryan Lowery  
2001-02 David Anderson  
Marcell Haywood  
Michael Joiner  
Ryan Lowery  
Anthony Richardson  
Andrew Wilson

2002-03 Orenn Fells  
Todd Galloway  
Marcell Haywood  
Michael Mathews  
Will Wightman  
Andrew Wilson  
2003-04 Orenn Fells  
Oliver Simmons  
Von Wafer  
Andrew Wilson  
2004-05 Andrew Wilson

## Anthony J. McKelvin Award – ACC Athlete of the Year

1993 Charlie Ward  
1994 Charlie Ward

## Metro Conference Player of the Year

1988-89 George McCloud

## Metro Conference Newcomer of the Year

1983-84 Alton Lee Gipson

## Metro Conference Coach of the Year

1977-78 Hugh Durham

## All-Metro Conference Selections

1976-77 David Thompson (2nd Team)  
1977-78 Harry Davis (1st Team)  
Mickey Dillard (2nd Team)  
1978-79 Murray Brown (1st Team)  
Tony Jackson (2nd Team)  
1979-80 Murray Brown (1st Team)  
Mickey Dillard (1st Team)  
1980-81 Mickey Dillard (2nd Team)  
Elvis Rolle (2nd Team)  
1981-82 Mitchell Wiggins (1st Team)  
1982-83 Mitchell Wiggins (1st Team)  
1983-84 Alton Lee Gipson (1st Team)  
1984-85 Randy Allen (2nd Team)  
Alton Lee Gipson (2nd Team)  
1985-86 Randy Allen (2nd Team)  
1986-87 Pee Wee Barber (1st Team)  
1987-88 George McCloud (1st Team)  
1988-89 George McCloud (1st Team)

## All-Metro Conference Freshmen Team

1981-82 David Speights  
1983-84 Randy Allen  
1987-88 Michael Polite

## All-Metro Conference Tournament


1977-78 Eugene Harris  
1978-79 Murray Brown  
1979-80 Elvis Rolle  
1983-84 Alton Lee Gipson  
1984-85 Alton Lee Gipson  
Dean Shaffer  
1985-86 Pee Wee Barber  
1987-88 George McCloud  
1988-89 George McCloud

## Metro Conference Tournament Outstanding Player

1984-85 Dean Shaffer



# FLORIDA STATE'S ALL-AMERICANS




All-America Second-Team by Converse in 1970 ... considered to be the greatest player in school history ... averaged a career double-double of 18.9 points and 17.2 rebounds during his 78-game career as a member of the Florida State varsity from 1968-1970 ...

- **Dave Cowens**
- **All-America 1970**
- **6-9, Center**
- **Hometown: Newport, Ken.**
- **Played: 1968-70**

led Florida State to its first ever NCAA Tournament appearance during the 1968 season ... the Seminoles had a 19-8 record in 1968 ... owns most Seminole rebounding records including rebounds in a season (456 in 1968) and rebounds in a career (1,340) ... 31 rebounds against Louisiana State on Dec. 16, 1967 is the second highest single game total in school history ... 20 or more rebounds a school-record six times during his career ... is one of only two players in school history to have recorded more than 1,000 career rebounds ... eighth in school history with 582 career field goals made ... ninth in school history with 315 career free throws made ... he was the fourth overall selection in the first round of the 1970 NBA Draft by Red Auerbach and the Boston Celtics ... averaged 17 points and 15 rebounds as a rookie and earned NBA Rookie of the Year honors ... in 1973, he was named the All-Star and league Most Valuable Player ... played in seven NBA all-star games during his career ... helped lead the Celtics to the NBA world championship in both 1974 and 1976 ... inducted into the NBA Hall of Fame in 1991 and soon after was named as one of the NBA's greatest 50 players ... as the head coach of the Charlotte Hornets in 1997 and 1998, he led them into the playoffs and won 60 percent of his games during those two seasons.

- **Ron King**
- **All-America 1972**
- **6-4, Forward**
- **Hometown: Louisville, Ken.**
- **Played: 1971-73**

All-America Third-Team by *The Sporting News* in 1972 ... ranks 17th in school history in scoring with 1,261 points ... named Most Valuable Player of the Mideast Regional as he led Florida State to the 1972 National Championship game ... holds two of the school's top 12 single season scoring marks ... 589 points in 1971 is the ninth highest single season total while 573 points in 1972 is the 12th highest ... scored 46 points against Georgia Southern on Feb. 11, 1971 ... made a single game school-record 21 field goals in setting the school record for points in a single game ... is tied for fourth in school history with a 19.6 career points per game average ... is No. 5 on the Florida State career scoring average list with a 22.7 mark during the 1971 season ... led the Seminoles with a 22.7 points per game scoring average during the 1970-71 season ... led the team in scoring with a 17.9 points per game scoring average during the 1971-72 season ... also led the team from the free-throw line during his junior season with a 74.1 percent mark ... helped lead the Seminoles to the in-season tournament championships of the Civitan Classic, the Far West Classic and the Senior Bowl tournament during the 1971-72 season ... Florida State won a school-record 27 games in 1972 as they advanced to the NCAA Championship game and King earned All-America honors ... Florida State fell, 81-76, to John



Wooden and UCLA at Pauley Pavilion in the 1972 NCAA Championship game ... was a fourth-round selection of the Golden State Warriors in 1973 and played for the Kentucky Colonels during the 1973-74 season.

<b>1953</b>	Ham Wernke	Helms Foundation (NAIA)
<b>1954</b>	Ham Wernke	Helms Foundation (NAIA)
<b>1955</b>	Ham Wernke	Helms Foundation (NAIA)
<b>1959</b>	Hugh Durham	Helms Foundation (HM), UPI (HM)
<b>1960</b>	Dave Fedor	Helms Foundation (HM)
<b>1961</b>	Dave Fedor	Helms Foundation (HM)
<b>1962</b>	Dave Fedor	UPI (HM)
<b>1970</b>	Dave Cowens	Converse (Second Team), <i>The Sporting News</i> (Second Team)
<b>1971</b>	Ron King	Associated Press (HM)
<b>1972</b>	Ron King	Helms Foundation (First Team), <i>The Sporting News</i> (Third Team)
<b>1982</b>	Mitchell Wiggins	Associated Press (HM)
<b>1983</b>	Mitchell Wiggins	Associated Press (HM)
<b>1984</b>	Alton Lee Gipson	Associated Press (HM)
<b>1989</b>	George McCloud	NABC (Third Team)
<b>1994</b>	Bob Sura	Associated Press (HM), <i>The Sporting News</i> (HM)
<b>1995</b>	Bob Sura	Associated Press (HM)
<b>1997</b>	James Collins	<i>Basketball Times</i> (HM)
<b>2001</b>	Michael Joiner	<i>College Hoops Insider</i> (Freshman-HM)
<b>2004</b>	Alexander Johnson Tim Pickett	Rivals.Com (Freshman-HM) Associated Press (HM)



# ALL-TIME UNIFORM NUMBERS

## 00

1985.....Jeff Davis  
1995-96.....Tim Wooden

## 1

2001-04.....Michael Joiner

## 2

1993.....Scoot Shepherd  
2003.....Marcell Haywood  
2004.....Emanuel Gordon  
**2004-Pr. ....Antonio Griffin**

## 3

1948.....Orlando Wyman  
1949.....Ted Hewitt  
1966-67.....Don Biggs  
1968.....Ian Morrison  
1969-70.....Randy Cable  
1971-72.....Greg Samuel  
1973-74.....David Brownyard  
1976.....Herbie Allen  
1981.....Steve Dillard  
1984-85.....Joe Farrar  
1985.....Craig Mateer  
1992-95.....Bob Sura  
1998-99.....Karim Shabazz  
2001-02.....J.D. Bracy  
2003.....Emanuel Gordon  
**2004-Pr. ....Isaiah Swann**

## 4

1949.....Ronald Nettles  
1964-66.....Gary Schull  
1967.....Jim Geller  
1985-86.....Thomas Mabry  
1991-94.....Chuck Graham  
1999-02.....Antwan Dixon  
**2003-Pr. ....Todd Galloway**

## 5

1949.....Orlando Wyman  
1964-66.....Bill Phillips  
1967.....Steve Summers  
1990-91.....Malcolm Nicholas  
1993.....Ray Donald  
1994-96.....Scott Shepherd  
1999-01.....Adrian Crawford  
2002.....Adrian McPherson

## 6

1948.....Jim Pavy  
1949.....Bob Pence

## 8

1949.....Lee Benjamin

## 9

1949.....Bill Falzone

## 10

1949.....Tom McLaughlin  
1952-55.....Ham Wernke  
1966.....Jim Lytle  
1967-69.....Jeff Hogan  
1970-72.....Ron Harris  
1973-74.....Dennis Burke  
1975.....Mark Gilbert  
1976-78.....David Thompson  
1979-81.....Rodney Arnold  
1990-91.....Chad Copeland  
1992-93.....Sam Cassell  
1999-02.....Delvon Arrington  
2003-04.....Nate Johnson  
**2004-Pr. ....Ralph Mims**

## 11

1948.....Sheldon Hillaman  
1949.....Calvin Collins  
1951.....Irv Quinn  
1953.....H.B. Marcum  
1954, 56.....Dick Artmeier  
1960-62.....Jack Davis  
1963-65.....Pete Gonzalez  
1971-73.....Otto Petty  
1974-77.....Carlton Byrd  
1978-81.....Bobby Parks  
1982-84.....Ronnie Watson  
1988.....Derrick Mitchell  
1989.....Lorenzo Hands  
1989.....Derrick Mitchell  
1990-93.....Lorenzo Hands  
1994.....Andre Cooper  
1995-96.....Avery Curry  
2000-01.....Rodney Tucker

## 12

1950.....Bill Weigle  
1953.....Rick Benson  
1954.....Tom Burst  
1964-66.....Jim Wallace  
1967-68.....Dave Ross  
1969-70.....Ken Macklin  
1971.....Charlie Green  
1972.....Jim Calkin  
1973-75.....Cyril Stitt  
1977.....Mike Kuidid  
1978.....Jerry Cox  
1980-81.....Ed Young  
1981.....Ed Young  
1987-90.....Joey Barnes  
1991-94.....Charlie Ward  
1997-98.....Kerry Thompson  
1999-00.....Matt Chlebek  
2001-02.....Ryan Lowery  
**2004-Pr. ....Al Thornton**

## 13

1949.....Jim Pavy  
1951.....Bob Whitmer  
1953.....Gary Wold  
1955.....Bobby Waites  
1957-58.....Larry Storm  
1961-63.....Charlie Long  
1968-70.....Dave Cowens  
1973-76.....Greg Grady

## 14

1949.....George Folliard  
1953.....George Kallish  
1955.....Darryll Mahoney  
1964-66.....Bill Peacock  
1967.....Lenny Hall  
1968.....Tom Porter  
1969-71.....Skip Young  
1974.....Ken Austin  
1976-79.....Hank Mann  
1982-83.....Booney Crawford  
1985-87.....LaRae Davis  
1988-89.....Brad Johnson  
1996-98.....Randell Jackson

## 15

1949.....Art Adams  
1950.....George Edmiston  
1955.....Rick Benson  
1962-64.....Dale Reeves  
1968-69.....Dale Kay  
1971.....Mike Rhaney  
1972.....John Amick  
1973.....Artie Fryer  
1974.....Ansley Abraham

1975.....Mark Brodie  
1976.....Alvin Holder  
1982.....Cedrick Andrews  
1988-90.....Blake Miles  
1994.....Nick Bryant  
1995-98.....Kyle Mulligan  
1999-00.....Damous Anderson  
2001.....Pete Murray  
2002-03.....Trevor Harvey

## 16

1949.....Bob McKay

## 17

1949.....Dick Kendall

## 20

1968.....Bob DePathy  
1970-71.....Roy Glover  
1975.....Bob Chassee  
1977.....Dave Vetica  
1979-82.....James Bozeman  
1986-87.....Pee Wee Barber  
1988-91.....Aubry Boyd  
1995-98.....LaMarr Greer  
1999-00.....Chris Hull  
2001-05.....Andrew Wilson

## 21

1955.....Bob Williams  
1958.....Jim Liteky  
1960-61.....Bill Cotton  
1962-64.....Bobby Ek  
1965-67.....Dick Danford  
1968-70.....Carl Reynolds  
1972-73.....Larry Gay  
1975.....Ansley Abraham  
1976.....Mark Kabboord  
1981-84.....Scott Wilkes  
1986-89.....George McCloud  
1991.....Jesse Salters  
1993-95.....Derrick Carroll  
1997-00.....Ron Hale  
2001-02.....Nate Moran  
2003-04.....Benson Callier  
**2004-Pr. ....Jason Rich**

## 22

1953.....Jim Oler  
1955.....Dick Artmeier  
1968.....Darrel Stewart  
1969-71.....John Burt  
1972-74.....Otis Cole  
1975.....Bruce Boyd  
1977-81.....Mickey Dillard  
1982-83.....Mitchell Wiggins  
1986.....David Shaffer  
1987-89.....Tharon Mayes  
1991.....Derrick Myers  
1997-98.....Devonaire Deas  
2002-04.....Tim Pickett  
2005.....Von Wafer

## 23

1956.....Jim Oler  
1960-62.....Rufus Ashworth  
1963-64.....Pete Rogers  
1965-66.....Ron Malmen  
1968.....Tim Barrow  
1970-72.....Rowland Garrett  
1973-76.....Zach Perkins  
1977-80.....Tony Jackson  
1982-84.....Tony William  
1985-88.....Jerome Fitchett  
1989-92.....Ron Miller  
1994-97.....James Collins

2001-02.....Marcel Haywood  
2004-05.....Von Wafer

## 24

1976-78.....Jim Smith  
1979-81.....Greg Collinsworth  
1982-85.....Maurice Myrick  
1986.....Craig Mateer  
1988-89.....Tony Dawson  
1996-97.....Gentry Sparks  
1998-99.....Terrell Baker  
2003.....Will Wightman  
2004.....Romone Penny  
2005.....Ben Engstrom

## 25

1951.....Bob Hartman  
1953.....Tom Dellahan  
1955.....Wayne Patton  
1957-59.....Hugh Durham  
1960-62.....Tim Edney  
1963-64.....Ross Winter  
1965-67.....Brian Murphy  
1970.....Jim Gosnik  
1971-73.....Reggie Royals  
1975.....Jim Smith  
1983-85.....Granville Arnold  
**2004-Pr. ....Diego Romero**

## 30

1965-66.....John Bloodworth  
1967.....Ian Morrison  
1968.....Lary Moore  
1970-71.....Dave Macomber  
1972.....Artie Fryer  
1974-75.....John Harrison  
1979-80.....Ed Chatman  
1983-84.....Vince Martello  
1985.....Terry Martin  
1988-90.....Irv Thomas  
1994-96.....Jay Nasworthy  
1998-99.....Gibson Pierre  
2001-02.....Monte Cummings  
2003.....Nate Moran  
2004.....Orenn Fells

## 31

1961-63.....Dale Ricketts  
1974-75.....James Simmons  
1985-87.....Tony Carter  
1988-91.....David White  
1992.....Ray Donald  
1994.....Stephen Gruhl  
1997-99.....Ronald Thompson

## 32

1955-56.....Bob Ward  
1965-66.....Charles Fairchild  
1967.....Russ Forkey  
1968.....Dick Danford  
1969-70.....Willie Williams  
1971.....Larry Gay  
1972.....Bill Wright  
1973.....Benny Clyde  
1974-78.....Eugene Harris  
1981.....Scott Matchett  
1981-84.....Michael Johnson  
1990-93.....Doug Edwards  
1994-97.....Kirk Luchman  
1999-00.....Emanuel Mathis  
2003.....Orenn Fells  
**2004-Pr. ....Alexander Johnson**

## 33

1950.....Ted Hewitt  
1951.....Bud Marsee



# ALL-TIME UNIFORM NUMBERS

1953.....Dick Artmeier  
 1955.....Ed Wursbach  
 1960-62.....Ray Swain  
 1963-64.....Cal Huger  
 1968-69.....Jan Gies  
 1971-73.....Ron King  
 1975-76.....Mike Kundid  
 1977-81.....Donnie Kuhl  
 1981-84.....Bobby Miles  
 1989-92.....Byron Wells  
 1996.....Kelvin McClendon  
 2001-04.....Mike Mathews

## 34

1950-51.....Tom McLaughlin  
 1953.....Jintom Richardson  
 1955.....Tom Garcia  
 1966-67.....Darrel Stewart  
 1968.....Randy Cable  
 1974-77.....Wayne Smalls  
 1978-80.....Murray Brown  
 1986-89.....Tat Hunter  
 1990-93.....Rodney Dobard  
 1997.....Tommy Polley  
 2000-2002.....Nigel Dixon

## 35

1950.....Dick Kendall  
 1951.....Bud Scott  
 1953.....Tom Burst  
 1955.....Don Alford  
 1960-61.....Jerry Smith  
 1963-65.....Bobby Lovell  
 1970.....Jan Gies  
 1975-76.....Wayne Woodward  
 1979-80.....Jerry Cox  
 1981-82.....Oren Gilmore

## 40

1974-76.....Larry Warren  
 1984-87.....Randy Allen

## 41

1961.....Clyde Eads  
 1962-64.....Wally Dale  
 1965-67.....Bill Glenn  
 1995-98.....Geoff Brower

## 42

1977-78.....Harry Davis  
 1979-81.....Elvis Rolle  
 1983.....Reggie Meadows  
 1985-87.....Raleigh Choice  
 1999-00.....Justin Mott

## 43

1955.....Fred Twomey  
 1960-62.....Dave Fedor  
 1963-65.....Jerry Shirley  
 1977-81.....Kris Anderson  
 1985.....David Schaffer  
 1987-88.....Jon Fedor  
 1992-93.....Stephen Gruhl

## 44

1950-51.....Ronald Nettles  
 1953.....Duane Gordon  
 1955.....Gary Wold  
 1968.....Don Biggs  
 1970-71.....Vernell Ellzy  
 1972-74.....Lawrence McCray  
 1976.....Harry Davis  
 1982.....Jeff Coleman  
 1984-85.....Dean Shaffer  
 1991-95.....Andre Reid  
 2002.....Adam Krieg

## 45

1950-51.....Larry Dickson  
 1953.....Jerry Westhafer  
 1961-63.....Faurest Coogle  
 1964-66.....Ken Leakey  
 1967.....Rick Campbell  
 1988-91.....Michael Polite  
 1993-94.....Maurice Robinson

## 50

1965-68.....Ken Doyle  
 1968-69.....Dave Macomber  
 1974.....Archie Aldridge  
 1975.....Harry Davis  
 1982-85.....David Speights  
 1994.....David Grabuloff  
 2000-02.....David Anderson

## 51

1963.....Bob Rose  
 1997-00.....Oliver Simmons  
 2002-05.....Adam Waleskowski

## 52

1995-98.....Corey Louis

## 53

1963-64.....Bob Gemming

## 54

1973.....Otis Johnson  
 1974.....Bob Chassee  
 1977.....Murray Brown  
 1979-81.....Pernell Tookes  
 1984-85.....Alton Lee Gipson  
 1985.....Tony Karasek  
 1987-88.....David McPhee  
 1993-94.....Johnathan Kerner  
 2002-05.....Anthony Richardson

## 55

1950.....Orlando Wyman  
 1963-64.....Bill Giswold  
 1982-83.....Raphael Philip  
 1986-87.....Tony Karasek



Tat Hunter, who grabbed 790 rebounds during his Seminole career, is ranked fifth all-time on Florida State's career rebounding list. He was a member of Florida State's 1988 and 1989 NCAA Tournament teams.

# Seminoles

## In The Pros

**Dave Cowens**



### First Round Draft Selections

Player, Team	Year	Overall Selection
Dave Cowens, Boston	1970	4
Mitchell Wiggins, Indiana	1983	23
George McCloud, Indiana	1989	7
Doug Edwards, Atlanta	1993	15
Sam Cassell, Houston	1993	24
Charlie Ward, New York	1994	26
Bob Sura, Cleveland	1995	17


### Seminoles By Round

Round	No.	Round	No.
First Round Picks	7	Fifth	6
Second	6	Sixth	1
Third	4	Seventh	6
Fourth	6	Eighth	1


### Seminoles As Pro Coaches

#### DAVE COWENS

- NBA Co-Rookie of the Year, 1970
- NBA Most Valuable Player, 1972
- NBA Basketball Hall of Fame
- NBA All-Time Team



**Irving Thomas**




**James Collins**



**Doug Edwards**



**Tharon Mayes**



**Randell Jackson**

Year	Team	Record	Postseason
1978-79	Boston	27-41	None
1996-97	Charlotte	54-28	East Conference First Round
1997-98	Charlotte	51-31	East Conference Semifinals
1998-99	Charlotte	4-11	None
2000-01	Golden State	17-65	None
	Boston Totals	27-41	.397
	Charlotte Totals	109-70	.609
	Golden State Totals	17-65	.207
	NBA Totals	153-176	.465

### All-Time Draft Selections

<b>1962</b>	Dave Fedor	(3rd [25], Philadelphia)
<b>1966</b>	Gary Schull	(7th [66], Cincinnati)
<b>1970</b>	Dave Cowens	(1st [4], Boston)
	Willie Williams	(3rd, Utah) ABA
	Ken Macklin	(15th, New York) ABA
<b>1971</b>	Skip Young	(7th [111], Boston)
	Vernell Ellzy	(14th, New York) ABA
	Rowland Garrett	(8th [132], Phoenix)
<b>1972</b>		(5th [77], Chicago)
		(7th, Memphis) ABA
<b>1973</b>	Ron King	(4th [62], Golden State)
		(2nd [19], Kentucky) ABA
	Reggie Royals	(5th [69], Philadelphia)
		(5th [43], New York) ABA

<b>1974</b>	Benny Claude	(5th [89], Boston)
	Lawrence McCray	(6th [100], New Orleans)
<b>1978</b>	Harry Davis	(2nd [33], Cleveland)
	David Thompson	(5th [90], Buffalo)
<b>1980</b>	Murray Brown	(4th [77], Cleveland)
	Tony Jackson	(4th [87], Los Angeles)
<b>1981</b>	Elvis Rolle	(2nd [42], Los Angeles)
	Mickey Dillard	(3rd [55], Cleveland)
	Kris Anderson	(4th [90], Milwaukee)
<b>1983</b>	Mitchell Wiggins	(1st [23], Indiana)
<b>1984</b>	Vince Martello	(7th [150], Atlanta)
	Tony William	(7th [159], Milwaukee)
<b>1985</b>	Dean Shaffer	(5th [104], Washington)
	Alton Lee Gipson	(7th [145], Sacramento)
<b>1986</b>	David Shaffer	(4th [83], Portland)
<b>1987</b>	Pee Wee Barber	(4th [86], Portland)

<b>1988</b>	Randy Allen	(Free Agent, Sacramento)
<b>1989</b>	George McCloud	(1st [7], Indiana)
<b>1990</b>	Tony Dawson	(Free Agent, Sacramento)
	Irv Thomas	(Free Agent, Los Angeles)
<b>1991</b>	Tharon Mayes	(Free Agent, Philadelphia)
<b>1993</b>	Doug Edwards	(1st [15], Atlanta)
	Sam Cassell	(1st [24], Houston)
<b>1994</b>	Charlie Ward	(1st [26], New York)
<b>1995</b>	Bob Sura	(1st [17], Cleveland)
<b>1997</b>	James Collins	(2nd [37], Philadelphia)
<b>1998</b>	Randell Jackson	(Free Agent, Washington)
<b>2004</b>	Tim Pickett	(2nd [44], New Orleans)
<b>2005</b>	Von Wafer	(2nd [39], Los Angeles)