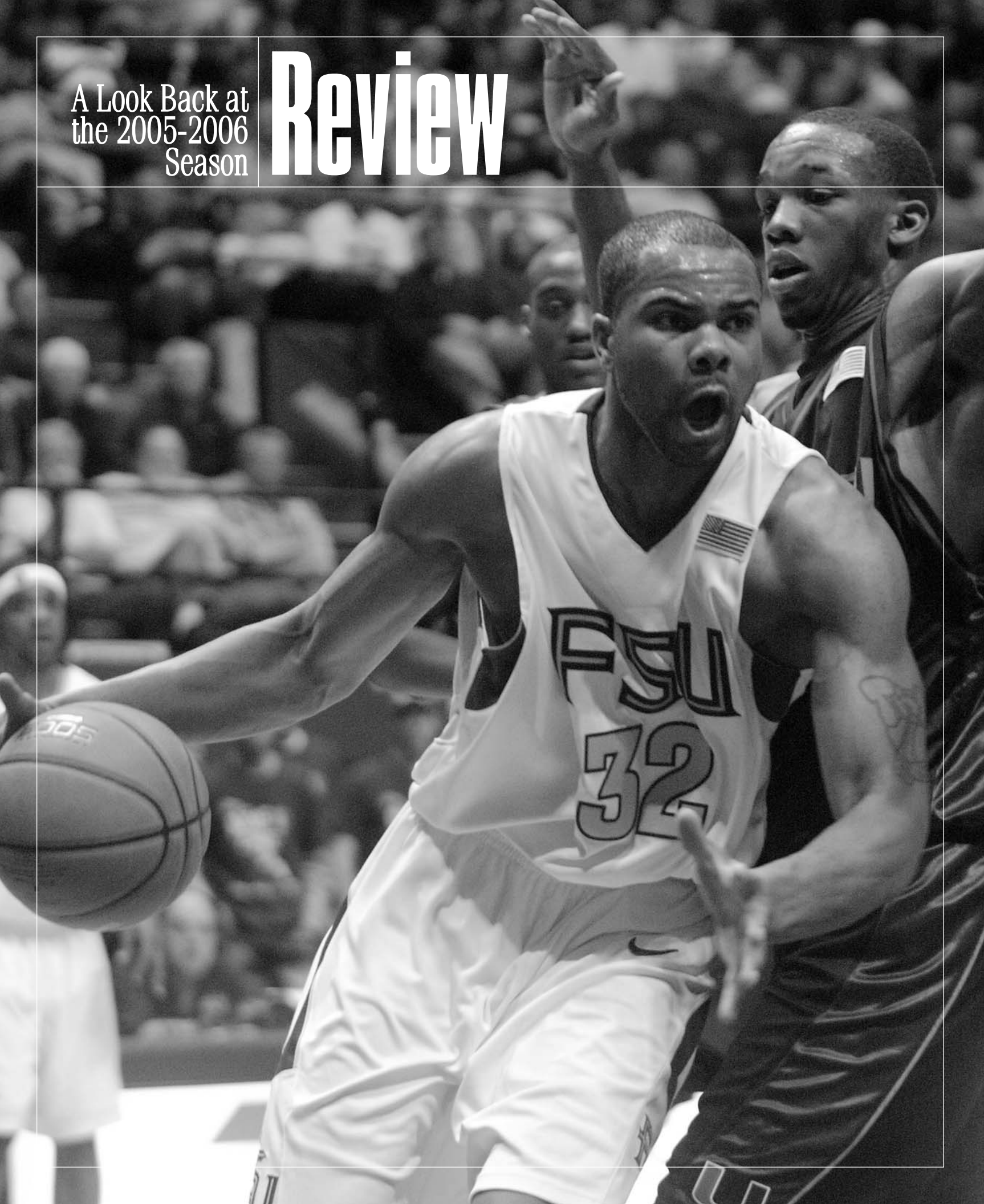


A Look Back at
the 2005-2006
Season

Review



**FLORIDA STATE CONTINUES TO MAKE ITS MARK
NATIONALLY WITH 20 WINS AND A 9-7 RECORD
IN ACC PLAY DURING THE 2005-06 SEASON.**

Seminoles **Glow** As One Of

SEMINOLES REACH 20-WIN MARK FOR FIRST TIME UNDER HAMILTON

Florida State advanced to the second round of the NIT and finished with a 20-10 record during the 2005-06 season. It marked only the second time in the last 10 seasons that the Seminoles had won 20 or more games in a single season, with 20 wins coming most recently during the 1996-97 season when the Seminoles played in the championship game of the postseason NIT. The Seminoles finished their conference season in fifth place in the ACC standings with a 9-7 record. On the heels of their ACC success, junior Al Thornton earned All-ACC Second-Team honors as voted on by the Atlantic Coast Sports Media Association and All-District Honors as voted on by the National

Association of Basketball Coaches. Junior Alexander Johnson earned Honorable Mention All-ACC honors as he led the Seminoles and finished eighth in the ACC in rebounding with a 7.4 rebounds per game average. Senior guard Andrew Wilson was named the Most Valuable Player in the Seminoles' Orange Bowl Classic victory over Nebraska and established a school record for games played in a career with 129.



Andrew Wilson closed out his FSU career with the record for most games played in school history and MVP honors in the Orange Bowl Classic.



Jason Rich moved into the Seminole starting lineup as a sophomore and averaged a solid ten points per game.

The Nation's Hottest Programs.


SEMINOLES ADVANCE TO SECOND ROUND OF 2006 NIT




Todd Galloway finished out a four-year career and helped provide senior leadership for a 20-win season.

Florida State advanced to the second round of the 2006 NIT with a victory over Butler in the first round and an overtime loss against eventual tournament champion South Carolina in the second round. It marked the second time in the last three years under fourth-year Head Coach Leonard Hamilton that Florida State had played in a postseason tournament. Florida State's selection to play in the NIT marked the sixth time in the history of the program that the Seminoles played in the NIT. Florida State finished as the runner-up in the 1997 NIT when it defeated Syracuse, Michigan State, West Virginia and Connecticut on its way to the finals

before falling to Michigan in the championship game. The Seminoles also appeared in the NIT during the 2004 season under Hamilton when it finished with a 1-1 record with a victory over Wichita State and a loss to Iowa State. The Seminoles have an all-time record of 9-5 and .643 winning percentage in six NIT appearances.



Ralph Mims' play down the stretch served notice that he was ready to fill the point guard's shoes in 2006-07.



Al Thornton's stellar junior year saw the 6-8 forward grab national attention and All-ACC Second-Team honors.

Review

FSU SEMINOLE
BASKETBALL 2006-2007

A 20-win season, big wins at home and a return to the postseason gave the Seminoles plenty to celebrate.

2005-2006 ACC Standings

Team	ACC			Overall		
	W	L	Pct.	W	L	Pct.
Duke	14	2	.875	32	4	.889
N. Carolina	12	4	.750	23	8	.742
Boston Col.	11	5	.688	28	8	.778
NC State	10	6	.625	22	10	.688
Fla. State	9	7	.563	20	10	.667
Maryland	8	8	.500	19	13	.594
Virginia	7	9	.438	15	15	.500
Miami	7	9	.438	18	16	.529
Clemson	7	9	.438	19	13	.594
Virginia Tech	4	12	.250	14	16	.467
Ga. Tech	4	12	.250	11	17	.393
W. Forest	3	13	.188	17	17	.500

2005-06 Florida State Results

N19	at Jacksonville	W, 78-48
N21	Alcorn State	W, 87-65
N25	at Florida	L, 66-74
N29	\$ Purdue	W, 97-57
D2	Louisiana-Monroe	W, 85-62
D7	Texas Southern	W, 90-59
D17	! vs. Bowling Green	W, 71-60
D20	Stetson	W, 75-57
D22	Campbell	W, 108-73
D31	# vs. Nebraska	W, 74-60
J4	* at Clemson	L, 55-61
J7	* Virginia Tech	W, 74-68
J11	* at Virginia	W, 87-82 (ot)
J14	* at Boston College	L, 87-90
J22	* North Carolina	L, 80-81
J24	* at Wake Forest	W, 75-68
J29	* Miami	L, 78-84 (ot)
F1	* Clemson	W, 69-59
F4	* at Duke	L, 96-97 (ot)
F9	* Georgia Tech	W, 80-79
F12	* Massachusetts	W, 73-63
F15	* at NC State	L, 64-86
F18	* Virginia	W, 76-62
F22	* Maryland	W, 71-60
F25	* at Virginia Tech	L, 61-72
M1	* Duke	W, 79-74
M5	* at Miami	W, 67-64
M9	* vs. Wake Forest	L, 66-78
M17	@ Butler	W, 67-63
M21	@ South Carolina	L, 68-69 (ot)

+ Exhibition Game; \$ ACC/Big Ten Challenge at Tallahassee, Fla.;

! Coors Classic at Mobile, Ala.;

Orange Bowl Classic at Sunrise, Fla.; * ACC Game; ^ ACC Tournament at Greensboro, N.C.; @ NIT at Tallahassee, Fla. Games listed in bold are played at the Donald L. Tucker Center in Tallahassee.

FLORIDA STATE FINISHES IN FIFTH PLACE IN THE ACC WITH A 9-7 RECORD

Florida State finished the 2006 season with a 9-7 record in the ACC with its nine conference wins marking the most in league play for the Seminoles since finishing with a 12-4 record during the 1992-93 season. Florida State's winning ACC record ended a 12-year streak of losing records in conference play (1993-94 through 2004-05). Florida State's 6-2 record at home in the ACC was tied for the second best home mark ever – tied with the Seminoles' 2003-04 team that also finished with a 6-2 mark.

FLORIDA STATE DEFEATS NUMBER-ONE RANKED DUKE ON MARCH 1

Junior All-ACC Second-Team selection Al Thornton scored 26 points and pulled down six rebounds to lead Florida State past No. 1 ranked Duke, 79-74, on March 1 in the Donald L. Tucker Center in Tallahassee.

The score was tied five times and there were four lead changes. Duke took its first lead in the second half at 43-42 on a dunk by Shelden Williams and built the lead to seven points. Duke went on an 11-5 run at the end of the first half to cut its deficit to 36-33. Florida State fans prematurely stormed the court with 1.7 seconds left to play, but that only delayed the final buzzer that signaled the Seminoles' second win over No. 1 Duke in three years. J.J. Redick was 10-for-28 from the field and had 30 points for Duke. Alexander Johnson's basket over Williams, with 1:06 left gave the Seminoles a 74-72 lead. Fans came onto the floor with Florida State ahead, 77-72. The floor was cleared and Duke was awarded two free throws on a technical foul against Florida State for its players leaving the bench area. Redick made the foul shots to make it a three-point game, but Thornton, who was fouled as the premature celebration began, made two free throws for the final margin. The loss ended the run to an unbeaten ACC season for Duke.

RECORDBOOK ADDITIONS AND CHANGES DURING THE 2005-06 SEASON...

...Junior All-ACC Second-Team selection Al Thornton scored 37 points at Boston College (Jan. 14, 2006) and at Duke (Feb. 1, 2006). His single-game career-high scoring totals are tied for the 12th best single-game scoring total in school history. The school record for points



In 2005-06, Seminole faithful celebrated a 20-10 finish, the program's first winning conference record since 1993-94, a home victory over the nation's number one-ranked team and a return to postseason play.





ALEXANDER JOHNSON provided a strong presence in the paint all year, finishing the season among the ACC leaders in rebounding and scoring and earning All-ACC Honorable Mention honors.

ISAIAH SWANN has earned 71 steals in only two years.



scored in a single game is 46 by Ron King vs. Georgia Southern (Feb. 11, 1971);

ranked Duke (March 1, 2006). His shooting percentage from the line is the 18th best single-game percentage in school history;

...Junior All-ACC Second-Team

Florida State's Steals Leaders

PLAYER	STEALS	CAREER GAMES	CAREER SPG
Isaiah Swann	71	61	1.16
Todd Galloway	129	123	1.05
Jason Rich	58	60	0.97

...Junior All-ACC Second-Team selection Al Thornton made a career-high 17 field goals in his 37-point scoring effort against Duke (Feb. 4, 2006). His total is tied for the second best single-game effort in school history and the most field goals made in a single game since Mitchell Wiggins made 17 at San Diego State on Dec. 29, 1982. The school record for field goals made in a single game is 21 by Ron King against Georgia Southern on Feb. 11, 1971;

...Junior All-ACC Second-Team selection Al Thornton made 15 field goals in scoring 37 points against Boston College (Jan. 14, 2006). His 15 field goals against the Eagles are tied for the 11th highest single-game total in school history;

...Junior All-ACC Second-Team selection Al Thornton attempted 32 field goals (making 17) at Duke (Feb. 4, 2006). His total is tied for the second highest single-game total in school history and were the most since Ron King attempted 32 field

selection Al Thornton made a career-high 15 free throws in the Seminoles' victory over No. 1 ranked Duke (March 1, 2006). His 15 free throws made are tied for the 12th best single-game effort in school history;

...Junior All-ACC Second-Team selection Al Thornton made a single-season career-high 122 free throws. His total is tied for the 18th-highest single-season total in school history. His 164 free throws attempted are tied for the 25th highest season-season total in school history;

...Junior All-ACC Second-Team selection Al Thornton is ranked 20th in school history with his .526 career field goal percentage. He has made 302 of 574 career shots from the field;

...Junior All-ACC Honorable Mention selection Alexander Johnson blocked a career-high five shots in the Seminoles' victory over Virginia at home (Feb. 18, 2006). His total is tied for the 17th best single-game effort in school history;

Florida State Men's Basketball By The Numbers

0 Senior guard Todd Galloway did not miss playing in a game during his Seminole career – he played in 123 consecutive games during his career.

0 Florida State was undefeated during the month of December during the 2005-06 season – its first undefeated month since Jan. of 1976 and only the third in school history.

1 Senior Andrew Wilson became the first player in ACC history to play at least one game in six different seasons. He entered Florida State and played his first game during the fall of 2000 (Nov. 17 vs. Florida) and finished his career playing in his last game during the spring of 2006 (March 21, 2006 vs. Butler). Wilson played in four complete seasons (2000-01, 2003-04, 2004-05 and 2005-06) and received medical redshirt exceptions during two seasons (2001-02 and 2002-03). He played in all 30 of the Seminoles' games as a true freshman during the 2000-01 season before being hit by the injury bug and played one game during the 2001-02 season.

2 Florida State's 9-1 record to begin the 2005-06 season was tied for the second best 10-game start in school history. Only the Seminoles' 10-0 start to the 2003-04 season was better than the start to the 2005-06 season.

2 Florida State's longest losing streak during the 2005-06 season was two games and occurred only once during the season. It came when the Seminoles dropped consecutive games at Boston College and at home to North Carolina.

2 Only two Seminoles – Todd Galloway and Al Thornton – started each of Florida State's 30 games during the 2005-06 season.

7 Florida State's longest winning streak of the season was seven games. The streak began with a victory over Purdue of Nov. 29 and ran through its victory over Nebraska on Dec. 31.

7 Florida State was 7-3 when scoring 80 or more points in a game during the 2005-06 season.

10 Todd Galloway finished his career with 356 career assists and is one of only 10 players in school history with 350 or more career assists.

12 Florida State was 12-4 when scoring 75 or more points in a game during the 2005-06 season.

20 Florida State was undefeated, 20-0, when it outscored its opponent during the 2005-06 season.

61 Senior point guard Todd Galloway started each of the Seminoles' games in both the 2004-05 and 2005-06 seasons. He was the only Florida State player to start each of the team's games in the last two years.

Sophomore RALPH MIMS stepped in for the injured Todd Galloway against Butler in the Postseason NIT and played the best game of his young career, dishing out six assists, grabbing six rebounds and scoring four points to help propel FSU to the win.



Review

The Best, Most and Highest of Florida State Men's Basketball During The 2005-06 Season

.479 Florida State shot .479 from the field during the 2005-06 season to rank third in the ACC. It marked the Seminoles' highest field goal shooting percentage mark since the 1992-93 season when the Seminoles shot .495 from the field.

.704 Florida State shot .704 from the free throw line during the 2005-06 season to rank sixth in the ACC. It marked the Seminoles' highest free throw shooting percentage since a .707 mark during the 1989-90 season.

4 Florida State won four road games during the 2005-06 season. The Seminoles won at Jacksonville, at Virginia, at Wake Forest and at Miami. Their total of four road victories was the most by the Seminoles since they won six road games during the 1997-98 season.

9 Florida State won nine ACC games and finished in fifth place in the ACC standings. The total of nine conference wins was the most since the 1992-93 season and third highest total of conference victories since Florida State joined the league for the 1991-92 season.

15 Junior All-ACC Second-Team selection **Al Thornton** pulled down 15 rebounds against Duke on Feb. 4 in Cameron Indoor Stadium. It was the most rebounds by a Seminole player since Michael Joiner pulled down 17 at Wake Forest on Jan. 9, 2001.

20 Florida State won 20 games during the 2005-06 season. It was the most wins by the Seminoles since the 1996-97 season and marked the fifth time since the 1990 season that the Seminoles had won 20 games or more in a single season.

37 Junior All-ACC Second-Team selection **Al Thornton** scored 37 points at both Boston College and Duke during the 2005-06 season. His scoring total was the most by a Seminole since Ron Hale scored 37 against Wake Forest on Jan. 4, 2000.

76.7 Florida State averaged 76.7 points scored per game during the 2005-06 season. The average was the Seminoles' highest since the 1993-94 season when they averaged 77.0 points scored per game.

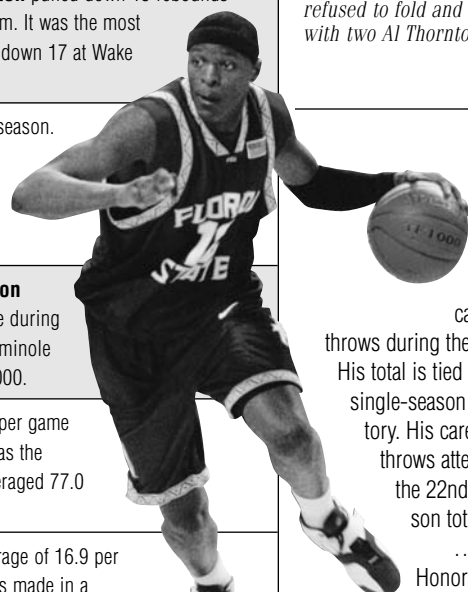
506 Florida State made 506 free throws – an average of 16.9 per game. Their total was the most the Seminoles made in a single season since the 1992-93 season when they made 543 free throws. That Florida State team advanced to the Elite Eight of the NCAA Tournament.

806 As a team, Florida State made 806 field goals during the 2005-06 season. It was the most field goals the Seminoles had made in a single season since the 2003-04 season when it made 815 field goals. The total for the 2005-06 season ranked in the top four of the past 10 seasons for Florida State.

The Seminoles' 6-2 home ACC conference record reinforced the Tucker Center's reputation as a tough place to visit.



A highlight of the 2005-06 home season was the March 1 win over number one-ranked Duke. After trailing during the first half, Duke took it's first lead in the second half and opened up a seven-point margin. But the Seminoles refused to fold and stormed back, sealing the win with two Al Thornton free throws.



...Junior All-ACC Honorable Mention selection Alexander Johnson made a single-season career-high 102 free throws during the 2005-06 season.

His total is tied for the 20th highest single-season total in school history. His career-high 170 free throws attempted are tied for the 22nd highest single-season total in school history;

...Junior All-ACC Honorable Mention selection Alexander Johnson is tied for 21st in school history with his .520 career field goal shooting percentage. He made 306 of 589 career shots from the field;

...Senior Andrew Wilson made a single-game career-high tying seven 3-point field goals in the Seminoles' victory over Virginia (Feb. 17, 2006). His total is tied for the school record for an ACC game and is tied for third for all games in school history. Wilson also made seven shots from the bonusphere at North Carolina on Feb. 21, 2004. Wilson's 11 attempts against Virginia during his senior season is tied for the 31st highest single-game total in school history;

...Senior Andrew Wilson made four-of-five 3-point shot attempts (.800) in scoring 15 points and earning All-Tournament honors in the Seminoles' Orange Bowl Classic victory over

Nebraska (Dec. 31). His shooting percentage from long range is tied for 15th for a single-game in school history;

...Senior Andrew Wilson set the all-time single-season school record for 3-point field goal shooting percentage as he made half of his shots from long range. He made 41 of 82 shots from the bonusphere for a .500 shooting percentage for the season;

...Senior Andrew Wilson finished his career with 111 career 3-point field goals made and 300 career 3-point field goals attempted to rank 11th on both lists in school history;

...Senior Andrew Wilson shot .367 from the 3-point line for his six-year career and is tied for sixth in that category in school history;

...Senior Andrew Wilson played in a school record 129 games during his career. He is the only player in ACC history to play at least one game in six different years;

...Senior Todd Galloway made four-of-five 3-point field goal attempts (.800) in the Seminoles' regular season ending victory at Miami (March 5, 2006; 67-64). His shooting percentage is tied for the 15th highest shooting percentage from long range in school history;

...Senior Todd Galloway earned a career-high six steals in Florida State's victory over Stetson (Dec. 20, 2005). His total is tied for the 10th best single-game effort in school history;

...Senior Todd Galloway finished his career tied for 15th in career 3-point field goals made (92), 15th in 3-point field goals attempted (256) and 15th in school history with his .359 3-point field goal percentage;





Seminole Point Scorers

PLAYER	POINTS	GAMES	PPG	NOTES
Alexander Johnson	900	92	9.8	CH 383 points/13.2 ppg in 2005-06
Al Thornton	831	89	9.3	CH 484 points/16.1 ppg in 2005-06
Todd Galloway	722	123	5.9	CH 225 points/7.5 ppg in 2005-06

Feb. 22. The sixth-year senior made a career-high tying seven 3-point shots in the Seminoles' victory at home against Virginia.

MIMS SETS SCHOOL RECORD

Sophomore Ralph Mims established a school record for consecutive free throws made in a career during the Seminoles' victory over Campbell on Dec. 22. He made his first two free throws of the game to run his consecutive free throws made streak to 33 before missing in the second half. Mims broke Jim Oler's school record of 31 which had stood since the 1953-54 season.

HAMILTON COACHES SEMINOLES TO 20 VICTORIES

Florida State won 20 games for the first time under Head Coach Leonard Hamilton and for the first time since the 1996-97 season



TODD GALLOWAY became only the 12th player in school history to lead the team in both steals and assists in a single season.

"All the pieces could be in place for Florida State to become a force in the ACC and nationally next season."

Jack Corcoran, Tallahassee Democrat
March 23, 2006

...Senior Todd Galloway finished his career tied for ninth in career assists (356) and 15th in career steals with 129. He also finishes his career ranked second in school history with 123 career games played.

THORNTON AND JOHNSON HONORED BY ATLANTIC COAST CONFERENCE

Junior Al Thornton earned All-ACC Second-Team honors and junior Alexander Johnson earned All-ACC Honorable Mention honors in a vote by the Atlantic Coast Sports Media Association. Thornton's selection marks the ninth time in school history that a Florida State player has earned All-ACC Second Team honors. The last player to earn All-ACC second team honors was Tim Pickett during the 2002-03 season. Former Seminole stars Sam Cassell (1991-92 and 1992-93) and Bob Sura (1992-03 and 1994-95) earned All-ACC Second-Team honors twice during their careers. Sura (1993-94) and Pickett (2003-04) are the only two players in school history to earn All-ACC First-Team honors during their Florida State careers.

THORNTON EARNS ALL-DISTRICT HONORS

Junior All-ACC Second-Team selection Al Thornton was named to the National Association of Basketball Coaches All-

District 6 First-Team during the 2005-06 season. Thornton was joined on the All-District Team by Guillermo Diaz and Robert Hite of Miami, Jermareo Davidson of Alabama and Taureen Green of Florida. Thornton is one of eight ACC players who earned All-District First Team honors. He has joined by J.J. Redick and Sheldon Williams of Duke (District 5), Tyler Hansbrough of North Carolina (District 5), Sean Singletary of Virginia (District 5) and Justin Gray of Wake Forest (District 5).

WILSON SETS SCHOOL RECORD FOR GAMES PLAYED WITH 129

Senior Andrew Wilson set the Seminole school record for games played in a career with 129 during the course of the 2005-06 season. He set the record of 123 against Maryland on

Florida State Men's Basketball In The Polls Final 2006 Polls

ESPN/USA Today Poll – April 3, 2006

Rank	Team (FPV)	Record
1.	Florida (31)	31-6
2.	UCLA	31-6
3.	Louisiana State	27-8
4.	Connecticut	30-4
5.	Villanova	28-5
6.	Memphis	33-4
7.	Duke	32-4
8.	George Mason	27-7
9.	Texas	30-7
10.	Gonzaga	29-4
11.	Boston College	28-8
12.	Washington	26-7
13.	Ohio State	26-6
14.	North Carolina	23-8
15.	West Virginia	22-11
16.	Georgetown	23-10
17.	Illinois	26-7
18.	Pittsburgh	25-8
19.	George Washington	27-3
20.	Tennessee	22-8
21.	Wichita State	26-9
22.	Kansas	25-8
23.	Iowa	25-9
24.	Bradley	22-11
25.	Bucknell	270-5

Associated Press Poll – March 13, 2006

Rank	Team (FPV)	Points
1.	Duke (59)	1,783
2.	Connecticut (11)	1,709
3.	Villanova (1)	1,626
4.	Memphis	1,610
5.	Gonzaga (1)	1,509
6.	Ohio State	1,347
7.	Boston College	1,243
8.	UCLA	1,243
9.	Texas	1,215
10.	North Carolina	1,060
11.	Florida	1,006
12.	Kansas	1,001
13.	Illinois	907
14.	George Washington	890
15.	Iowa	825
16.	Pittsburgh	816
17.	Washington	623
18.	Tennessee	572
19.	Louisiana State	533
20.	Nevada	413
21.	Syracuse	377
22.	West Virginia	312
23.	Georgetown	177
24.	Oklahoma	131
25.	UAB	130

Florida State opponents in bold

Florida State's victory over No. 1 ranked Duke on March 1, 2006 marked the second win over the nation's top ranked team in school history. It also allowed the Seminoles to earn a victory over a ranked team for the 16th consecutive season. Florida State has now defeated at least one ranked team each season since the 1990-91 season when the Seminoles defeated No. 22 South Carolina. The Seminoles have also now defeated at least one top-five ranked team in five consecutive seasons.



Review

FSU SEMINOLE BASKETBALL 2006-2007

Experienced Seminoles

PLAYER	GP	GS	NOTES
Al Thornton	89	34	Has started 31 consecutive games entering 2006-07 season
Alexander Johnson	92	73	Started 57 of last 59 games of his career
Isaiah Swann	61	30	Has started 30 consecutive games entering the 2006-07 season
Todd Galloway	123	62	Started the final 61 games of his career
Jason Rich	60	40	Has started 29 consecutive games entering 2006-07 season

JASON RICH (above right) moved into the starting lineup as a sophomore in 2005-06 and showed he has the poise and stamina to be an impact player in the ACC.

when it finished with a 20-10 record during the 2005-06 season. It marked only the second time in the last 10 seasons that the Seminoles have won 20 or more games. The Seminoles' finished the season with a 9-7 record in the ACC with the nine conference wins marking the most wins in league play for the Seminoles since finishing with a 12-4 record during the 1992-93 season. Florida State's winning ACC record ended a 12-year streak of losing records in conference play (1993-94 through 2004-05). Florida State's 6-2 record at home in the ACC tied for the second best home mark ever – tied with the Seminoles' 2003-04 team that also finished with a 6-2 mark.

HAMILTON KEEPS HIS GRADUATION RECORD PERFECT

Head Coach Leonard Hamilton has enjoyed immense success off the court as well as on the court during his career. With the spring 2006 graduations of Todd Galloway and Diego Romero, Hamilton continued his streak of graduating every player who has played under him since his arrival at Florida State. Since his arrival in Tallahassee, 19 of 19 seniors have earned their degrees and one – Andrew Wilson – earned his master's degree. While at Miami,

Hamilton's graduation rate was very close to perfect with 28 of 31 seniors earning their degrees.

SEMINOLES DOUBLE UP THE COMPETITION

Led by nine double-doubles by All-ACC Honorable Mention selection Alexander Johnson and eight by junior All-ACC Second-Team selection Al Thornton, the Seminoles totaled 19 double-doubles during the 2005-06 season. With only one double-double by Thornton and Johnson combined during the 2004-05 season, the Seminoles totaled five double-doubles. In addition to 17 double-doubles by Thornton and Johnson, senior Diego Romero and Jason Rich earned their first career double-doubles during the season. The nine double-doubles by Johnson were the most in a single season by any Seminole player since Irv Thomas recorded nine during the 1989-90 season.

Quoting Al Thornton

"Al Thornton is one of the best frontcourt players that this league has. He's a very tough match-up because he plays perimeter offense as well as any four-man does. I don't know if I can name another four-man that plays perimeter offense as well as he does, but yet he's a leading rebounder and he has some toughness."

Dave Leitao, Head Coach, University of Virginia
Jan. 11, 2005

"Leonard Hamilton, meet your go-to player. His name is Al Thornton."

Jack Corcoran, Tallahassee Democrat
Jan. 17, 2006

"It was the Al Thornton Show in the first half (against Boston College). Thornton surpassed his scoring average (15.3 ppg) prior to the break with 17, and the Seminoles appeared poised to pull way."

Jeff Goodman, Boston Herald
Jan. 15, 2006

"Thornton, who possesses a nice inside-outside game, did pretty much whatever he wanted (against Virginia)."

Jerry Ratcliffe, Charlottesville Daily Progress
Jan. 12, 2006

"Virginia had a chance to send the game into a second overtime, but Al Thornton blocked J.R. Reynolds' 3-point attempt with three seconds left."

Doug Doughy, Roanoke Times and World News
Jan. 12, 2006

"His (Al Thornton's) skill level has improved a ton from last year. He's always been able to go by people. Now, he's added so much more to his game. It's to the point where we feel if we can get him (one on one against a defender), he's unstoppable."

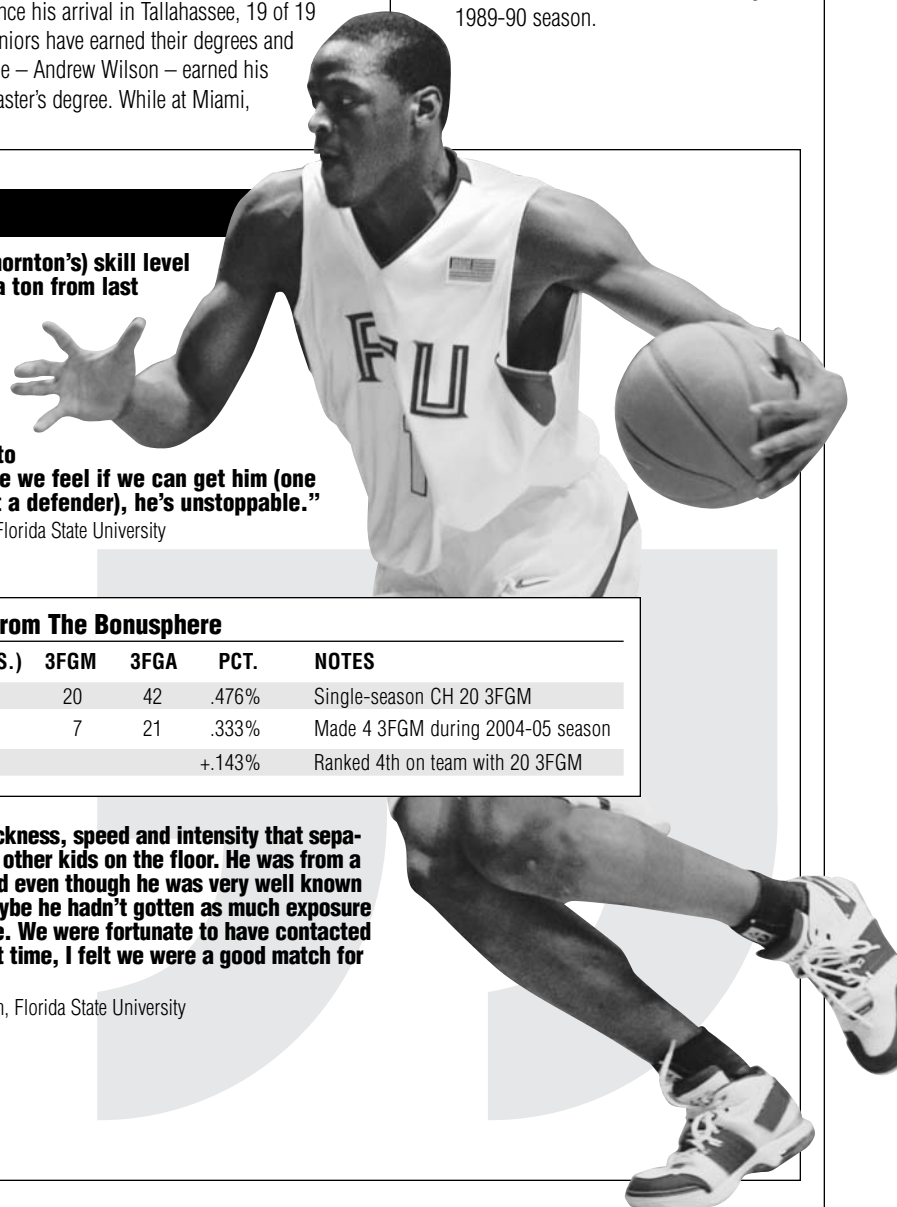
Andrew Wilson, Florida State University
Jan. 17, 2006

Thornton From The Bonusphere

SEASON (YRS.)	3FGM	3FGA	PCT.	NOTES
2005-06 (1)	20	42	.476%	Single-season CH 20 3FGM
2004-05 (2)	7	21	.333%	Made 4 3FGM during 2004-05 season
Improv.			+.143%	Ranked 4th on team with 20 3FGM

"I saw quickness, speed and intensity that separated him from other kids on the floor. He was from a small town, and even though he was very well known in his area, maybe he hadn't gotten as much exposure as other people. We were fortunate to have contacted him at the right time, I felt we were a good match for each other."

Leonard Hamilton, Florida State University
Jan. 17, 2006



FSU SEMINOLE BASKETBALL 2006-2007 *Review*

Thornton's Double-Doubles

DATE	OPPONENT	PTS.	REBS.	OUTCOME
Dec. 19, 2004	at Maryland	16	13	L, 88-90 (OT)
Jan. 18, 2005	vs. No. 3 Wake Forest	26	10	W, 91-83 (OT)
Nov. 19, 2005	at Jacksonville	12	10	W, 78-48
Nov. 21, 2005	vs. Alcorn State	31	10	W, 85-67
Dec. 22, 2005	vs. Campbell	11	10	W, 108-73
Dec. 31, 2005	vs. Nebraska	11	12	W, 74-60
Jan. 7, 2006	vs. Virginia Tech	21	12	W, 74-68
Feb. 4, 2006	at No. 2 Duke	37	15	L, 96-97 (OT)
Feb. 22, 2006	vs. Maryland	27	12	W, 71-60
March 5, 2006	at Miami	18	13	W, 67-64

FLORIDA STATE'S STEALS LEADERS

Three of Florida State's starters – senior Todd Galloway and sophomores Isaiah Swann and Jason Rich -- average more than, or nearly, one steal per game for their entire careers. Galloway finished his career

ranked 15th in school history with 129 steals and averaged 1.05 steals per game for his career. Swann is the active career leader with a 1.16 steals per game average for his 60-game career.

FLORIDA STATE AT HOME IN THE ACC UNDER LEONARD HAMILTON

Florida State's 6-2 ACC record at home in the Donald L. Tucker Center was tied for the second best ACC home record in school history. The Seminoles' 2003-04 team (also coached by Leonard Hamilton) also earned a 6-2 home record in conference play. The best record in ACC play at home came during the 1992-93 season when it earned a 7-1 record at home with wins over each ACC team except for North Carolina. During the first four years of Hamilton's tenure at Florida


State, the Seminoles are 18-14 (.563 winning percentage) in ACC games at home.

SEMINOLES WERE EXPERIENCED IN 2005-06

Florida State's starting five (Thornton, Johnson, Swann, Galloway and Rich) played in 425 games and started a cumulative total of 239 games in the last four years. Senior Todd Galloway played in 123 consecutive Florida State games and never missed playing in a game while junior All-ACC Honorable Mention selection Alexander Johnson started 73 games during his three-year career.

THORNTON FROM THE 3-POINT LINE

Junior All-ACC Second-Team selection Al Thornton shot a career-high .476 from the 3-point arc during the 2005-06 season. He made nearly three times as many 3-point field goals during the 2005-06 season (20) as he did during his freshman and sophomore seasons combined (seven) and shot more than 14 percentage points higher this season than he did in his first two seasons.



DIEGO ROMERO provided crucial backup off the bench, averaging 15.8 minutes, 2.6 rebounds and 3.9 points per game in 2005-06.

SEMINOLES IN THE SCORING COLUMN – NOTE I

Led by All-ACC Second-Team selection Al Thornton, who led Florida State in scoring 14 times, a total of six Seminoles led the team in scoring during the 2005-06 season. Thornton has now led the team in scoring 19 times during his career.

SEMINOLES IN THE SCORING COLUMN – NOTE II

Florida State has scored 225 more points than their opponents this season (+7.5 ppg) and averaged 76.7 points scored per game during the 2005-06 season. Florida State scored more points (2,302-2,077), averaged more points scored per game (76.7-69.2; +7.5), has made more field goals (806-718), made more free throws (506-416) and attempted more free throws (719-576) during the 2005-06 season as compared to the 2004-05 season.

SEMINOLES' STARTERS STEALING

Florida State's starting five (Thornton, Johnson, Swann, Galloway and Rich) had nearly as many steals as a group (191) as the Seminoles' 30 opponents have combined (204). A total of four of the Seminoles' five starters had at least 30 steals (Thornton finished with 29). The last time all five Florida State starters had more steals than its opponents was during the 1992-93 season when the Seminoles advanced to the "Elite 8" of the NCAA Tournament for the second time in program history.

Leonard Hamilton's Career Record

School	W	L	Pct.	Years
Career	265	268	.497	1987-Pr.
at Okla. State	56	63	.471	1987-90
at Miami	144	147	.495	1991-00
at Florida St.	65	58	.528	2002-Pr.

Florida State's eight-win improvement from the 2004-05 season to the 2005-06 season is tied for the third best in school history and was the best since an 10-win improvement from the 1971 to the 1972 season.

Seminole's At Home In ACC Games Under Leonard Hamilton


SEASON	RECORD	PCT.	NOTES
2002-03	3-5	.375	Victory over No. 5 Duke on Feb. 2, 2003
2003-04	6-2	.750	Three wins over ranked ACC teams
2004-05	3-5	.375	Victory over No. 3 Wake on Jan. 18, 2005
2005-06	6-2	.750	Victory over No. 1 ranked Duke on March 1, 2006

SEMINOLES EMPHASIZE DEFENSE UNDER HAMILTON

Under Head Coach Leonard Hamilton, Florida State has developed into one of the ACC's top defensive teams. During the first four years and 123 games of the Hamilton era, the Seminoles have held their opponents to an average of 68.04 points per game while holding them to .413 percent shooting from the field.

Seminole's Defending Under Hamilton

SEASON	GAMES	POINTS ALLOWED/PPG	FG PCT. DEFENSE
2002-03	29	1,974/68.1	650-1,662/.391
2003-04	33	2,148/65.1	739-1,844/.401
2004-05	31	2,170/70.0	746-1,736/.430
2005-06	30	2,077/69.2	718-1,666/.431
Totals	123	8,369/68.04	2,853-6,908/.413



Review

FSU SEMINOLE
BASKETBALL 2006-2007



RALPH MIMS led the Seminoles in free throw shooting for the second year in a row with a .788 percentage. His clutch free throw with 18 seconds left against Butler in the NIT sealed the FSU win.

THORNTON A TWO-TIME ACC PLAYER OF THE WEEK HONOREE

Junior All-ACC Second-Team selection Al Thornton was named the ACC Player of the Week twice during the 2005-06 season (Jan. 16 and Feb. 6). He was one of three players to earn the honor multiple times during the 2005-06 season.

THORNTON REACHES DOUBLE FIGURES IN DOUBLE-DOUBLES

Junior All-ACC Second-Team selection Al Thornton finished his junior season with 10 career double-doubles. With his 18-point, 13-rebound performance in the Seminoles' final game of the 2005-06 regular season against Miami (March 5), he became only the 16th player in school history with 10 or more career double-doubles. Seminole All-American Dave Cowens is the school's all-time leader with 62 career double-doubles. Thornton earned his seventh double-double of the season (and the ninth of his career) as he scored 27 points and pulled down 12 rebounds in Florida State's victory over Maryland (Feb. 22). Thornton scored 30 points for the first time in his career as he scored 31 in earning a double-double against Alcorn State (Nov. 21, 2005) and pulled down 13 rebounds in earning his first career ACC double-double against Maryland (Dec. 19, 2004).

JOHNSON'S DOUBLE-DOUBLES

DATE	OPPONENT	PTS.	REBS.	OUTCOME
Dec. 17, 2005	vs. Bowling Green	12	11	W, 71-60
Jan. 29, 2006	vs. Miami	17	10	L, 78-84 (OT)
Feb. 1, 2006	vs. Clemson	12	11	W, 69-59
Feb. 4, 2006	at No. 2 Duke	13	11	L, 96-97 (OT)
Feb. 12, 2006	vs. UMass	17	13	W, 73-63
Feb. 18, 2006	vs. Virginia	15	13	W, 76-62
March 1, 2006	vs. No. 1 Duke	22	13	W, 79-74
March 5, 2006	at Miami	14	10	W, 67-64

THORNTON AGAINST THE ACC CHAMPIONSHIP GAME PARTICIPANTS

Junior All-ACC Second-Team selection Al Thornton averaged 33.3 points and 9.0 rebounds in three games against Duke and Boston College – the two teams that played for the ACC championship on March 12, 2006. Thornton scored a double-double of 37 points and 15 rebounds against ACC Champion Duke in Durham (Feb. 4) and totaled 26 points and six rebounds in the Seminoles' victory over the No. 1 ranked Blue Devils in Tallahassee (March 1). Thornton scored 37 points and pulled down 6 rebounds against Boston College on Jan. 14 in Chestnut Hill, Mass., in the Seminoles' first meeting against the Eagles as ACC members.

JOHNSON ENJOYS BEST SEASON OF CAREER

Junior All-ACC Honorable Mention selection Alexander Johnson averaged a career-high 13.2 points, a career-high 7.4 rebounds and career-high 1.0 blocked shots while shooting a career-high .540 (127-of-235) from the field and a career-high .706 (120-of-170) from the free throw line during the 2005-06 season. He was ranked 20th in the ACC in scoring with his 13.2 points per game average and was eighth in the ACC with his 7.4 rebounds per game average. Johnson finished tied for fourth on the team with a single-season

career-high four 20-point scoring games as he totaled 20 points in the Seminoles' victory over Stetson (Dec. 20), helped lead Florida State to a victory over No. 1 ranked Duke with a career-high 22 points (March 1), scored 20 against Butler (March 17) and a career-high tying 22 against South Carolina (March 21) in consecutive games in the NIT. He was the Seminoles' leading rebounder in 15 of the 30 games during the season including victories over No. 1 ranked Duke (March 1) and Butler (March 17) and South Carolina (March 21) in the NIT.

ENTER TODD GALLOWAY

"(Being so far from home), I just had to be a lot more responsible," said Galloway. "My parents weren't here in Tallahassee with me so I had to take care of things myself. If something went wrong with my car or I had to go to a doctor's appointment, I had to do that myself. I just had to be more responsible and more independent."

Wilson From Long Range

SEASON	3FGM	3FG PCT.	PCT. TOTAL POINTS FROM 3FGM
2005-06	41	.500	.651 (123 of 189)
2004-05	27	.355	.743 (81 of 109)
2003-04	28	.394	.646 (84 of 130)
2002-03	4	.167	.310 (12 of 39)
2001-02	0	.000	.000 (0 of 7)
2000-01	10	.217	.230 (30 of 130)
Totals	110	.367	.553 (330 of 597)

JOHNSON FINISHED SEASON AS A 30-30 MAN

Junior Honorable Mention All-ACC selection Alexander Johnson finished the 2005-06 season with a single-season career-high 30 blocked shots and a single-season career-high 30 steals. He became the Seminoles' first 30-30 man since Trevor Harvey (34 blocks and 33 steals) during the 2002-03 season and only the eighth player in school history with at least 30 blocks and at least 30 steals in a single season.

ALEXANDER JOHNSON EARNED...

...0 double-doubles in the first 68 games of his career;
...1 double-double in the first 77 games of his career;
...7 double-doubles in the last 14 games of the 2005-06 season dating to a 17 points/12 rebound performance against Miami on Jan. 29.

First Year Academic Achievement Award	Brian Hoff, Casaan Breeden
Outstanding Student Athlete Award	Andrew Wilson
Best Field Goal Percentage Award	Diego Romero
Best 3-Point Field Goal Percentage Award	Andrew Wilson, Diego Romero
Most Blocked Shots	Alexander Johnson
Most Steals	Isaiah Swann, Todd Galloway
Otto Petty Most Assists Award	Todd Galloway
Dave Cowens Chairman of the Boards Award	Alexander Johnson
Sixth-Man Award	Andrew Wilson
Bob Sura Outstanding Offensive Player Award	Al Thornton
Charlie Ward Outstanding Defensive Player Award	Jason Rich
Most Improved Player Award	Alexander Johnson
Consecutive Free Throws Record Award	Ralph Mims
Unsung Hero Award	Matt Zitani
Tip of the Spear Award	Uche Echefu, Jerel Allen
Senior/Team Captain Awards	Todd Galloway, Diego Romero, Andrew Wilson
Appreciation Award	Dr. Bill Thompson

GAME NUMBER 1

1-0

Florida State 78, Jacksonville 48

JACKSONVILLE, Fla. – Jason Rich scored 13 points to lead Florida State to a 78-48 victory over Jacksonville in front of a crowd of 5,688 partisan Seminole fans at the Jacksonville Veterans Memorial Coliseum. The Seminoles also received double-double performances from Al Thornton, with 12 points and 10 boards, and Diego Romero with 11 points and 10 rebounds. The win was the fourth consecutive season opening victory for the Seminoles who improved to 7-1 in games during the month of November under Head Coach Leonard Hamilton. Florida State jumped out quickly as it scored 13 of the games first 16 points and led by 10 (13-3) with only 4:36 elapsed on the clock. The Seminoles continued to mount their offensive attack and led 42-19 at halftime. As well as they were playing on offense in the first half, the Seminoles' defense limited the Dolphins to 24 percent shooting (six of 25) in the first half. Rich, a sophomore, played a solid all around game as he scored a game and career-high 13 points, pulled down four rebounds and earned two steals. He was a perfect four-of-four from the free throw line and was one of five Florida State players who finished the game without a miss from the line. Rich scored nine points in the first half and five in the second to surpass his previous career-best of 12 points against Ole Miss on Dec. 8, 2004. Thornton was credited with his third career double-double while Romero earned the first of his career. Thornton added two assists and one steal while Romero had two assists and one blocked shot. It marked the first time since the Seminoles' game at Maryland on Dec. 19, 2004 that two players earned double-doubles in the same game. Senior Andrew Wilson played in his 100th career game and responded with three points and two rebounds. Sophomore guard Isaiah Swan earned the first start of his career and scored nine points and earned a career-high tying four assists.

Florida State 78, Jacksonville 48
Veterans Memorial Coliseum

Fl. State	Min	FG	3FG	FT	O-D	Reb	F	A	T	B	S	Pts	J'Ville	Min	FG	3FG	FT	O-D	Reb	F	A	T	B	S	Pts		
Swann	18	3-5	1-2	2-6	0-3	3	2	3	0	0	4	9	Cool	30	4-14	0-9	0-0	1-3	4	3	1	2	0	1	8		
Thornton	25	3-5	0-0	6-6	3-7	10	4	2	8	0	1	12	Allen	27	3-8	0-1	0-2	3-3	6	4	0	2	2	2	6		
Romero	24	2-2	0-0	7-10	4-6	10	1	2	4	1	0	11	Brown	32	3-7	1-3	1-2	1-5	6	4	1	6	0	1	8		
Galloway	16	0-0	0-0	2-3	1-0	1	3	0	1	0	0	2	Kimmbrough	18	3-7	0-1	3-4	1-2	3	5	2	2	0	1	9		
Wilson	10	1-4	1-3	0-0	0-2	2	2	1	1	0	2	3	Conerly	30	2-10	1-5	2-3	1-1	2	3	3	3	0	0	7		
Mims	20	1-6	0-2	6-6	3-2	5	2	2	0	0	1	8	Fine	4	0-2	0-1	2-2	0-0	0	1	1	1	0	0	2		
Allen	17	4-8	1-2	0-2	0-2	2	1	0	3	0	0	9	Kamplé	9	0-1	0-1	0-0	0-2	2	1	0	1	0	1	0		
Breeden	21	1-5	1-3	2-2	1-3	4	3	1	0	0	2	1	Okonma	12	0-1	0-0	0-0	0-2	2	5	0	1	0	1	0		
Rich	25	4-10	1-5	4-4	1-2	3	1	1	2	0	2	13	Newman	19	1-6	0-1	1-2	1-0	1	3	1	2	0	0	3		
Hoff	3	1-1	0-0	0-0	0-1	1	1	0	0	0	0	2	Hipsher	19	1-2	1-2	2-3	0-0	0	0	0	1	0	1	5		
Echelu	20	1-5	0-1	2-2	1-3	4	3	0	3	0	1	4	Team				2-0	2						1			
Zitani	1	0-0	0-0	0-0	0-0	0	0	0	0	0	0	0	Totals	200	17-58	3-24	11-18	10-18	28	29	9	22	2	8	48		
Team													Officials:														
Totals	200	21-51	5-18	31-41	17-34	51	23	12	22	3	12	78	Pat Adams, Rick Crawford, John Goble														
FG%: Florida State, .412; Jacksonville, .293														Florida State										42	36	—	78
3FG%: Florida State, .278; Jacksonville, .125														Jacksonville										19	29	—	48
FT%: Florida State, .756; Jacksonville, .611																											
Technical Fouls: None																											

GAME NUMBER 2

2-0

Florida State 85, Alcorn State 67

TALLAHASSEE, Fla. – Al Thornton scored 31 points and pulled down 10 rebounds to lead Florida State past Alcorn State 85-67 in its home opener. Alexander Johnson (14 points) and Jason Rich (10) also contributed double-digit outputs for the Seminoles (2-0), who turned 20 turnovers by the Braves (0-2) into 27 points. The teams traded baskets in the game's early stages, but Rich's three-pointer from the left wing gave the Seminoles the lead for good at the 6:23 mark in the first half. The shot incited a 17-5 run for FSU. Clifton Douglass led the Braves – members of the Southwestern Athletic Conference – with 21 points, connecting on 7-of-10 shots from 3-point range. Juan Wyatt added 12 points and seven rounds for Alcorn. Thornton's 31 points were a career high for the junior forward and marked the first time an FSU player has scored more than 30 points since Jan. 18, 2005.

Florida State 85, Alcorn State 67
Donald L. Tucker Center

Alcorn	Min	FG	3FG	FT	O-D	Reb	F	A	T	B	S	Pts	Fl. State	Min	FG	3FG	FT	O-D	Reb	F	A	T	B	S	Pts
Jackson	38	3-9	1-2	3-4	3-4	7	2	4	5	2	0	10	Thornton	29	11-18	2-3	7-8	2-8	10	3	0	1	0	2	31
Horton	20	1-6	1-4	0-0	0-2	2	1	0	0	0	0	3	Johnson	21	4-6	1-1	5-8	2-2	4	2	0	4	2	0	14
Wyatt	20	6-8	0-0	0-2	3-4	7	4	1	2	0	1	12	Swann	24	2-4	1-3	0-0	0-1	1	0	2	3	0	1	5
Thompson	27	4-10	1-5	4-4	2-2	4	0	2	3	0	0	13	Galloway	29	2-5	1-2	2-4	0-3	3	0	8	1	0	2	7
Frazier	20	0-2	0-2	0-0	0-1	1	3	3	3	0	1	0	Rich	26	4-7	1-1	1-1	0-2	2	3	3	2	1	2	10
Calahan	5	0-2	0-0	0-0	0-0	0	0	0	1	0	0	0	Mims	11	1-1	1-1	2-2	0-2	2	1	1	0	0	0	5
Reed	15	1-1	1-1	0-0	1-2	3	1	5	4	0	0	3	Allen	12	1-4	0-2	0-0	1-0	1	1	0	0	0	0	2
Ford	2	0-2	0-0	0-0	0-0	0	0	0	1	0	0	0	Breeden	9	2-4	0-1	0-0	1-0	1	2	1	2	0	1	4
Williams	6	0-1	0-1	0-0	0-1	1	2	2	0	0	0	0	Wilson	12	0-2	0-1	0-0	1-0	1	1	0	1	0	0	0
Douglass	28	7-12	7-10	0-0	0-2	2	2	0	1	0	2	21	Romero	16	1-3	0-1	0-0	1-1	2	0	0	1	0	0	2
Kendrick	15	2-3	0-0	0-0	0-2	2	4	0	0	0	1	4	Echelu	11	2-4	0-0	1-2	1-1	2	1	0	0	0	1	5
Washington	4	0-0	0-0	1-2	0-0	0	0	0	0	0	0	1	Team				2-2	4							
Team						2-1	3						Totals	200	30-58	7-16	18-25	11-22	33	14	15	15	3	9	85
Totals	200	24-56	11-25	8-12	11-21	32	19	17	20	2	5	67	Officials:												
FG%:	Alcorn State, .429; Florida State, .517													Alcorn State											36
3FG%:	Alcorn State, .440; Florida State, .438													Florida State											50
FT%:	Alcorn State, .667; Florida State, .720																								35
Technical Fouls:	None																								85

GAME NUMBER 3

2-1

Florida 74, Florida State 66

GAINESVILLE, Fla. – Taurean Green scored 15 points, all from the free throw line, and No. 14 Florida overcame a 17-point deficit to beat Florida State 74-66. Al Horford added 14 points and nine rebounds for the Gators, and Corey Brewer finished with 13 points, six rebounds and six assists. Florida State's top two players, Al Thornton and Alexander Johnson, were in foul trouble much of the game. The Gators took advantage with them on the bench. Florida trailed 40-32 early in the second half when Thornton picked up his fourth foul. With Florida State's leading scorer and most athletic player out of the game, the Gators evened the score at 47 with 12:42 to play and then pulled away with a late 12-0 run. Thornton, who was quicker, more aggressive and more physical than any of the Gators, scored eight points in the first five minutes of the game and carried the Seminoles to a 10-0 lead. But he picked up his second foul and spent the rest of the half on the bench. He picked up two more fouls in the opening minutes of the second half. Thornton, who entered the game averaging, 21.5 points and 10 rebounds, finished with nine points and four boards. Florida State led 21-4 midway through the first half, but the Gators used two 3-pointers from Walter Hodge and an 11-0 spurt to get back in the game. The Gators shot 62.5 percent in the second half, but won the game from the free throw line. Green was 14-of-14 from the stripe in the second half. Florida, which entered the game shooting 57 percent from the line, made 22 of 27 from there in the second half.

Florida 74, Florida State 66
Stephen C. O'Connell Center

Fl. State	Min	FG	3FG	FT	O-D	Reb	F	A	T	B	S	Pts	Florida	Min	FG	3FG	FT	O-D	Reb	F	A	T	B	S	Pts
Thornton	15	4-8	0-1	1-2	0-1	1	4	0	3	0	0	9	Brewer	33	3-10	0-2	7-10	1-5	6	5	6	6	2	2	13
Johnson	20	1-4	0-1	1-4	2-3	5	5	1	3	1	0	3	Noah	16	1-3	0-0	1-2	0-2	2	3	1	2	2	1	3
Swann	26	2-9	1-6	0-0	0-2	2	2	3	1	0	2	5	Horford	31	4-8	0-0	6-10	3-6	9	3	1	1	1	1	14
Galloway	40	4-7	1-1	2-2	0-4	4	5	5	5	0	4	11	Green	38	0-2	0-2	15-16	0-4	4	2	4	6	0	0	15
Rich	23	3-5	1-2	1-4	0-3	3	4	1	3	0	0	8	Humphrey	34	4-7	3-5	0-0	0-2	2	0	1	1	0	2	11
Mims	4	0-1	0-0	0-0	0-2	2	2	0	1	0	0	0	Moss	8	1-2	0-0	1-1	1-1	2	4	0	2	0	0	3
Allen	3	0-0	0-0	0-0	0-0	0	0	1	0	0	0	0	Hodge	14	3-6	2-5	2-4	0-1	1	3	1	2	0	0	10
Breeden	8	1-1	0-0	1-2	1-0	1	2	1	1	0	2	3	Richard	23	2-2	0-0	1-2	0-1	1	3	0	1	0	0	5
Wilson	23	4-6	3-5	2-2	0-2	2	5	0	3	0	0	13	Huertas	3	0-0	0-0	0-0	0-0	0	0	0	0	0	0	0
Romero	26	3-3	0-0	3-4	0-3	3	4	1	1	0	2	9	Team				2-2	4							
Echelu	12	2-6	0-1	1-2	0-0	0	1	0	1	0	1	5	Totals	200	18-40	5-14	33-45	7-24	31	23	14	21	5	6	74
Team						3-2	5						Officials:												
Totals	200	24-49	6-17	12-22	6-22	28	34	13	22	1	11	66	Florida State												38
FG%:	Florida State, .490; Florida, .450													Florida											30
3FG%:	Florida State, .353; Florida, .357																								44
FT%:	Florida State, .545; Florida, .733																								74
Technical Fouls:	None																								

GAME NUMBER 4

3-1

Florida State 97, Purdue 57

TALLAHASSEE, Fla. – Alexander Johnson led four Florida State players in double figures with 14 points in the Seminoles' 97-57 win over Purdue in the ACC/Big Ten Challenge. Al Thornton and Isaiah Swann each contributed 12 points, and Jason Rich added 11 as the Seminoles routed the Boilermakers in just the second-ever meeting between the teams. Johnson added a career-high four steals. Twelve different players scored for the Seminoles, who got 41 points from the bench, and led by as many as 43 points. Harried by Florida State's pressure man-to-man defense, rebuilding Purdue shot just 39 percent from the floor, 24 percent (4-of-17) from 3-point range. Corey Spates led turnover-prone Purdue with 13 points, while Nate Minnery added 11 points. Purdue committed 28 turnovers that led to 41 Florida State points. Florida State broke out to an early lead, using a 28-8 run from the start to build a 58-23 lead at the half. The Seminoles shot 64.7 percent in the first half and 60.3 percent for the game, while hitting 12-of-22 shots (54.5 percent) on 3-pointers.

Florida State 97, Purdue 57
Donald L. Tucker Center

Purdue	Min	FG	3FG	FT	O-D	Reb	F	A	T	B	S	Pts	Fl. State	Min	FG	3FG	FT	O-D	Reb	F	A	T	B	S	Pts
Landry	27	3-6	0-0	3-3	4-2	6	4	1	4	0	0	9	Thornton	23	4-5	2-2	2-6	2-0	2	1	1	1	0	2	12
Ware	18	2-3	0-0	2-2	3-0	3	1	0	0	0	0	6	Johnson	19	5-5	1-1	3-5	1-2	3	3	1	3	1	4	14
Dillon	18	2-4	0-0	0-0	0-2	2	1	0	5	0	0	4	Swann	21	5-9	2-4	0-0	0-2	2	1	2	2	0	2	12
Spates	32	6-15	1-3	0-0	1-1	2	0	2	3	0	1	13	Galloway	21	4-7	2-3	1-2	2-0	2	1	6	1	0	2	11
Minnery	27	5-11	1-3	0-0	3-1	4	2	0	7	0	0	11	Rich	24	3-10	1-4	0-2	0-4	4	0	2	1	0	1	7
Hartley	7	0-0	0-0	0-0	0-0	0	0	2	0	0	0	0	Mims	18	2-6	0-3	3-3	0-0	0	0	3	0	0	1	7
Lutz	29	3-9	2-7	2-2	0-2	2	2	0	3	1	0	10	Allen	15	3-4	0-0	0-1	2-0	2	0	0	0	0	0	6
Green	12	0-3	0-2	0-0	0-3	3	5	1	5	0	1	0	Breedon	12	2-2	0-0	3-4	0-0	0	2	0	2	0	1	7
Pruitt	1	1-1	0-0	0-0	1-0	1	0	0	0	0	0	2	Wilson	8	1-1	1-1	0-0	0-0	0	1	0	0	0	0	3
Carroll	9	0-0	0-0	0-0	0-1	1	2	0	0	0	0	0	Romero	20	2-2	2-2	2-2	0-4	4	1	1	2	0	1	8
Keiler	20	1-6	0-2	0-2	4-2	6	2	1	1	0	0	2	Hoff	2	0-1	0-0	0-0	0-0	0	0	0	0	0	0	0
Team					2-3	5							Echelus	15	3-5	1-2	1-2	1-2	3	3	1	1	0	1	8
Totals	200	23-58	4-17	7-9	18-17	35	19	7	28	1	2	57	Zitani	2	1-1	0-0	0-0	1-0	1	0	0	0	0	0	2
													Team					1-3	4						
FG%:	Purdue, .397;	Florida State, .603																							
3FG%:	Purdue, .235;	Florida State, .545																							
FT%:	Purdue, .778;	Florida State, .556																							
Technical Fouls:	None																								
Officials:	Gary Maxwell, Ed Corbett, Ted Valentine																								
Purdue														23	34	—	57								
Florida State														58	39	—	97								



Alexander Johnson, a second round NBA Draft choice in 2006, scored 14 points in Florida State's 97-57 victory over Purdue in the ACC/Big Ten Challenge on Nov. 29, 2005.

GAME NUMBER 5

4-1

Florida State 85, Louisiana Monroe 62

TALLAHASSEE, Fla. – Al Thornton scored 17 points to lead Florida State to an 85-62 victory over Louisiana-Monroe. Alexander Johnson had 10 points and nine rebounds, and Jason Rich added 10 points as the Seminoles glided to the win over the Indians in the first-ever meeting between the teams. Florida State, a 40-point winner against Purdue on Tuesday, led by as many as 42. The Seminoles exploited a size advantage to pound out 36 points in the paint. James Perkins led Louisiana-Monroe with 16 points off the bench, including a string of three consecutive 3-pointers in the first half. Roshon Jacobs scored 11 points and Cecil Hood added 10 points. The Seminoles used runs of 8-0, 12-2 and 13-3 to distance themselves from the Indians in the first half. The Seminoles also helped their cause by committing just 14 turnovers, while forcing the Indians into 23 turnovers.

Florida State 85, Louisiana Monroe 62
Donald L. Tucker Center

ULM	Min	FG	3FG	FT	O-D	Reb	F	A	T	B	S	Pts	Fl. State	Min	FG	3FG	FT	O-D	Reb	F	A	T	B	S	Pts
Mason	27	3-7	0-0	0-0	1-4	5	4	0	4	0	1	6	Thornton	18	5-8	1-1	6-8	2-3	5	1	2	1	0	0	17
Bryum	20	2-3	0-0	0-0	1-1	2	4	0	3	0	0	4	Johnson	24	4-10	0-2	2-4	3-6	9	2	1	4	0	0	10
Hooper	22	1-3	1-1	2-2	1-4	5	2	3	6	0	0	5	Swann	13	2-3	1-2	2-5	0-1	1	0	1	0	0	1	7
Perkins	33	6-13	4-11	0-0	1-0	1	3	0	1	0	0	16	Galloway	19	3-8	1-4	0-0	0-2	2	1	3	1	0	3	7
Hood	32	3-9	2-3	2-2	0-3	3	2	2	1	0	2	10	Rich	19	5-9	0-1	0-0	3-1	4	1	2	2	1	2	10
Brasher	15	1-4	0-2	2-2	0-1	1	0	1	2	0	1	4	Mims	20	0-6	0-3	2-2	0-2	2	2	3	3	0	0	2
Meyerchick	6	0-2	0-1	0-0	0-1	1	0	0	1	0	0	0	Allen	22	3-8	1-3	0-0	3-0	3	0	0	1	0	1	7
Nweke	2	0-0	0-0	0-2	2	0	0	1	0	0	0	0	Breedon	14	3-5	2-3	1-2	0-2	2	1	0	1	0	1	9
Haranga	15	1-3	0-0	0-0	1-3	4	1	1	1	1	0	2	Wilson	14	2-4	1-3	2-2	4-1	5	1	2	0	0	0	7
Jacobs	9	4-6	1-1	2-2	0-0	0	0	0	1	0	2	11	Romero	14	2-3	0-1	3-5	0-3	3	0	0	0	0	1	7
Garrison	5	0-1	0-0	2-2	1-0	1	0	0	1	0	1	2	Hoff	2	0-1	0-0	0-0	1-0	1	0	0	0	0	0	0
Melendez	14	1-5	0-4	0-0	0-1	1	4	1	1	0	0	2	Echelu	19	1-1	0-0	0-0	1-4	5	4	0	1	1	0	2
Team													Zitani	2	0-1	0-0	0-0	0-0	0	0	0	0	0	0	0
Totals	200	22-56	8-23	10-10	8-20	28	20	8	23	1	7	62	Team					1-0	1						
													Totals	200	30-67	7-23	18-28	18-25	43	14	14	14	2	9	85
													Officials: Mike Wood, Tim Nestor, Curtis Blair												
													Louisiana - Monroe												29 33 — 62
													Florida State												52 33 — 85

GAME NUMBER 6

5-1

Florida State 90, Texas Southern 59

TALLAHASSEE, Fla. – Jason Rich had 15 points and a career-high 11 rebounds, and Al Thornton added 15 points to help Florida State defeat Texas Southern 90-59. Jerel Allen had a season-high 14 points and was four-for-six from 3-point range for the Seminoles, who closed the game on a 33-10 run. Andrew Wilson scored 11 points, while Isaiah Swann and Ralph Mims added 10 apiece for Florida State. Jacques Jones' bank shot with 11:19 left drew Texas Southern within 67-49, but his team managed only two more field goals. Ike Count and Jones each had 13 points for the Tigers, with Jones getting a game-high 12 rebounds. Florida State had a season-high 13 3-pointers, and turned 23 Texas Southern turnovers into 25 points – a large factor in the Tigers' seventh straight loss.

Florida State 90, Texas Southern 59
Donald L. Tucker Center

Texas So.	Min	FG	3FG	FT	O-D	Reb	F	A	T	B	S	Pts	Fl. State	Min	FG	3FG	FT	O-D	Reb	F	A	T	B	S	Pts
Moore	27	1-7	0-0	1-2	1-4	5	1	2	1	0	1	3	Thornton	24	5-8	1-2	4-6	3-5	8	0	2	2	0	2	15
Smith	17	2-5	1-1	2-2	1-0	1	4	0	3	0	0	7	Johnson	21	3-6	0-0	0-0	2-3	5	3	0	6	3	1	6
Egwautu	15	0-0	0-0	0-0	1-0	1	2	0	2	0	0	2	Swann	21	4-7	2-5	0-0	1-1	2	1	2	0	0	0	10
Walker	37	4-14	2-6	2-2	0-3	3	2	5	7	0	2	12	Galloway	26	2-8	1-5	0-1	0-1	1	1	5	4	0	1	5
Count	25	5-14	2-4	1-2	1-4	5	4	0	3	0	0	13	Rich	22	6-14	0-1	3-4	4-7	11	2	2	0	0	2	15
Brown	12	0-2	0-1	0-0	0-0	0	0	0	1	0	0	0	Mims	14	2-2	2-2	4-4	1-0	1	0	2	0	0	1	10
Cole	8	0-0	0-0	0-0	0-0	0	1	1	1	0	0	0	Allen	17	5-8	4-6	0-0	1-3	4	3	2	0	0	0	14
Walker	3	0-1	0-1	0-0	0-0	0	0	0	0	0	0	0	Breedon	11	1-3	0-2	0-0	1-4	5	4	0	2	3	0	2
Jones	30	4-7	0-0	5-5	3-9	12	2	2	3	0	1	13	Wilson	14	3-7	3-5	2-2	1-3	4	1	0	1	0	0	11
Nonwood	16	2-8	2-5	0-1	1-0	1	0	1	2	1	0	6	Romero	15	1-2	0-0	0-0	0-0	0	1	0	0	0	0	2
Finkenshinder	2	1-1	0-0	0-0	0-0	0	0	0	0	0	0	2	Echelu	15	0-1	0-1	0-1	0-3	3	1	0	2	0	0	0
Johnson	8	1-4	1-1	0-0	1-0	1	1	0	0	0	1	3	Team					2-0	2						
Team													Totals	200	32-66	13-29	13-18	16-30	46	17	15	17	6	7	90
Totals	200	20-63	8-19	11-14	15-21	36	17	11	23	1	7	59	Officials: Duke Edsall, Ray Natilili, Zelton Steed												
													Texas Southern												35 24 — 59
													Florida State												48 42 — 90

GAME NUMBER 7

6-1

Florida State 71, Bowling Green 60

MOBILE, Ala. – Todd Galloway scored 14 points and Alexander Johnson added 12, leading Florida State to a 71-60 victory in the second round of the Coors Classic at the Mitchell Center on the campus of the University of South Alabama. Galloway hit eight of 11 free throws for the Seminoles while Johnson connected on five of 10 from the line. Al Thornton grabbed a game-high 10 rebounds. Galloway's eight free throws established a Coors Classic record for free throws made by an individual player. The Falcons were led by Martin Samarco who had a game-high 27 points that included seven 3-pointers. Steven Wright added 12 points. After leading by two points at halftime, Florida State outscored Bowling Green 41-32 in the second half. The Falcons were held to 50 percent shooting, while Florida State hit 70 percent of its shots.

Florida State 71, Bowling Green 60
Mitchell Center

B. Green	Min	FG	3FG	FT	O-D	Reb	F	A	T	B	S	Pts	Fl. State	Min	FG	3FG	FT	O-D	Reb	F	A	T	B	S	Pts		
Marschall	21	2-6	0-0	4-6	2-3	5	4	0	0	2	1	8	Thornton	17	3-5	0-0	3-3	3-7	10	4	0	3	0	1	9		
Lefeld	26	4-5	0-0	2-3	0-1	1	4	0	2	0	1	10	Swann	26	2-6	0-2	0-0	0-3	3	2	6	4	0	1	4		
Floyd	32	0-2	0-0	0-0	0-2	2	3	6	4	0	0	0	Galloway	35	3-11	0-3	8-11	1-1	2	1	3	1	0	14			
Samarco	40	9-22	7-16	2-3	1-4	5	1	1	0	0	2	27	Rich	28	4-9	0-4	2-2	0-0	0	4	0	2	0	1	10		
Wright	37	4-13	4-10	0-4	1-3	4	1	4	3	0	1	12	Johnson	24	3-6	1-1	5-10	6-5	11	1	0	0	0	1	12		
Moten	3	1-2	1-2	0-0	0-0	0	1	0	0	0	0	3	Mims	7	0-0	0-0	0-0	0-0	0	1	1	3	0	1	0		
Radivojevic	16	0-1	0-1	0-0	0-0	0	3	1	1	0	0	0	Allen	14	0-3	0-3	0-0	0-2	2	0	0	2	0	0	0		
Robinson	9	0-0	0-0	0-0	0-2	2	0	0	2	0	0	0	Breeden	4	1-1	0-0	1-1	1-1	2	0	0	0	0	0	3		
Soler	16	0-1	0-0	0-0	1-2	3	5	0	1	0	0	0	Wilson	26	3-5	1-1	2-2	2-2	4	2	0	2	0	1	9		
Team					1-2	3	1						Romero	16	3-4	0-0	0-0	1-3	4	3	0	1	0	0	6		
Totals	200	20-52	12-31	8-16	6-19	25	23	12	13	2	5	60	Echefu	3	2-2	0-0	0-1	1-2	3	0	0	0	1	0	4		
													Team				0-2	2									
FG%: Bowling Green, .385; Florida State, .462																											
3FG%: Bowling Green, .387; Florida State, .143																											
FT%: Bowling Green, .500; Florida State, .700																											
Technical Fouls: Bowling Green, Team																											
														Officials: Larry Ware, Danny Hooker, Harrell Allen													
														Bowling Green													
														Florida State													

FG%: Bowling Green, .385; Florida State, .462
3FG%: Bowling Green, .387; Florida State, .143
FT%: Bowling Green, .500; Florida State, .700
Technical Fouls: Bowling Green, Team

Officials: Larry Ware, Danny Hooker, Harrell Allen

Bowling Green 28 32 — 60
Florida State 30 41 — 71

GAME NUMBER 8

7-1

Florida State 75, Stetson 57

TALLAHASSEE, Fla. – Alexander Johnson scored 20 points to lead Florida State to a 75-57 victory over wireless Stetson. Al Thornton added 17 points for the Seminoles who led the Hatters just 30-29 at the intermission. Todd Galloway added 11 points and a career-best six steals. Anthony Register scored 17 points to lead Stetson. Register's 3-pointer at the 13:16 mark in the first half gave the Hatters a 19-13 lead, but the Seminoles responded with a 14-2 run. Of Florida State's 30 first-half points, 17 came courtesy of Stetson turnovers and 23 were sent to the books via slam dunks, lay-ups or free throws. Guards Gabe McMillen and Kris Thomas chipped in 11 apiece for the Hatters. The Seminoles worked their smaller opponents for 48 points in the paint, 30 of which came in the decisive second half.

Florida State 75, Stetson 57
Donald L. Tucker Center

Stetson	Min	FG	3FG	FT	O-D	Reb	F	A	T	B	S	Pts	Fl. State	Min	FG	3FG	FT	O-D	Reb	F	A	T	B	S	Pts
McIntosh	6	0-0	0-0	0-0	0-1	1	2	0	0	0	0	0	Thornton	29	7-11	0-0	3-5	5-1	6	1	1	1	0	1	17
Hollings	26	1-2	0-1	2-2	0-4	4	0	0	5	0	0	4	Johnson	24	6-8	0-0	8-8	2-3	5	1	3	2	2	2	20
McMillen	28	3-6	2-3	3-4	0-1	1	3	2	7	1	1	11	Swann	20	2-5	0-2	1-2	0-1	1	4	3	3	0	3	5
Register	37	4-10	2-5	7-8	0-1	1	2	1	5	0	3	17	Galloway	27	5-7	0-0	1-6	0-2	2	1	1	3	0	6	11
Blair	28	2-5	0-1	0-0	3-1	4	4	1	6	0	0	4	Rich	27	5-8	1-2	0-0	2-2	4	3	0	1	1	2	11
Diaz	21	2-4	1-2	0-2	1-2	3	1	0	1	0	1	5	Mims	13	1-4	0-0	0-0	1-0	1	0	2	2	0	0	2
Thomas	18	5-9	1-2	0-0	1-0	1	1	0	2	1	3	11	Allen	13	0-2	0-2	0-0	0-2	2	3	1	0	0	2	0
Kicking	16	1-1	0-0	3-4	0-3	3	4	0	1	0	0	5	Breeden	10	1-3	1-2	1-2	0-0	0	2	0	0	0	1	4
Hirst	20	0-1	0-0	0-0	1-0	1	4	0	0	0	1	0	Wilson	14	1-1	1-1	0-0	0-2	2	1	1	1	0	0	3
Team					0-2	2							Romero	15	1-1	0-0	0-0	1-1	2	2	0	3	0	0	2
Totals	200	18-38	6-14	15-20	6-15	21	4	28	2	9	57		Echefu	8	0-1	0-0	0-0	0-1	1	1	0	3	0	0	0
													Team				1-1	2							
													Totals	200	29-51	3-9	14-23	12-16	28	19	12	19	3	17	75

FG%: Stetson, .474; Florida State, .569
3FG%: Stetson, .429; Florida State, .333
FT%: Stetson, .750; Florida State, .609
Technical Fouls: Florida State, Team

Officials: Larry Rose, Tim Nestor, Mike Eades

Stetson 29 28 — 57
Florida State 30 45 — 75

GAME NUMBER 9

8-1

Florida State 108, Campbell 73

TALLAHASSEE, Fla. – Alexander Johnson led six double-figure scorers with 15 points as Florida State cruised to a 108-73 victory over Campbell. Extending its winning streak to six games, Florida State finished the non-conference portion of its schedule to secure its best start since opening the 2003-04 season with 10 consecutive victories. Campbell closed an early 21-point deficit to 36-25 on Maurice Latham's driving layup with 3:52 to play in the half. The Seminoles countered by scoring the final 11 points of the first half for a 51-27 lead. The closing run included a pair of free throws from Ralph Mims that established a new school record of 33 consecutive free throws made. Jim Oler held the previous record of 31 consecutive free throws made, set during the 1953-54 season. Al Thornton and Mims contributed 11 points each for Florida State, while Todd Galloway, Jason Rich and Casaan Breeden finished with 10 each. Johnson had six points as the Seminoles ran off 14 unanswered points in a three-minute stretch to start the second half. Latham led the Fighting Camels with 19 points. The win was the Seminoles' highest-scoring victory since a 108-84 win over Jacksonville on Dec. 14, 1996.

Florida State 108, Campbell 73
Donald L. Tucker Center

Campbell	Min	FG	3FG	FT	O-D	Reb	F	A	T	B	S	Pts	Fl. State	Min	FG	3FG	FT	O-D	Reb	F	A	T	B	S	Pts
Latham	31	5-9	0-1	9-12	3-1	4	2	1	5	0	0	19	Thornton	17	3-9	0-1	5-6	5-5	10	3	3	0	0	0	11
Poole	12	1-1	0-0	0-0	1-1	2	1	1	0	0	1	2	Johnson	20	6-8	0-0	3-4	2-5	7	3	1	3	1	1	15
Pringle	21	1-4	1-3	2-2	0-1	1	2	2	3	0	0	5	Swann	14	4-6	0-1	0-1	0-1	1	1	3	3	0	2	8
Smith	26	4-11	2-6	0-1	0-1	1	1	0	2	0	1	10	Galloway	20	4-7	1-4	1-2	0-1	1	2	1	0	0	2	10
Eackles	30	3-8	2-5	4-6	1-5	6	0	3	8	0	1	12	Rich	18	5-11	0-2	0-0	1-1	2	1	2	0	0	2	10
Aguiar	7	1-2	0-0	0-0	1-0	1	4	0	1	0	0	2	Mims	19	3-3	2-2	3-4	0-2	2	0	3	1	0	2	11
Wohlfell	18	4-8	4-8	0-0	0-1	1	1	1	1	0	1	12	Allen	16	3-6	1-3	0-0	1-1	2	0	2	1	0	0	7
Bishop	6	0-1	0-1	3-3	0-1	1	3	0	1	0	0	3	Breeden	19	4-5	1-1	1-2	2-4	6	3	4	2	0	0	10
Coleman	2	0-0	0-0	0-0	0-0	0	0	0	0	0	0	0	Wilson	19	1-3	1-3	2-2	1-2	3	0	1	0	0	0	5
Gibson	5	0-0	0-0	0-0	0-0	0	1	0	0	0	0	0	Romero	20	3-4	0-1	2-3	0-2	2	2	0	1	1	1	8
Jones	13	1-3	0-0	0-0	1-0	1	4	3	0	0	0	2	Hoff	5	1-2	0-0	2-2	0-0	0	0	0	0	0	0	4
Fagbenle	17	1-4	0-1	0-0	1-3	4	4	0	2	0	0	2	Echefu	8	2-3	0-0	1-2	1-0	1	5	0	0	0	1	5
Hunt	8	1-2	0-1	0-0	0-2	2	1	1	1	0	0	2	Zitani	5	2-4	0-1	0-0	0-0	0	0	1	0	0	0	4
Johnson	4	1-3	0-0	0-0	0-0	0	0	0	0	1	0	2	Team					0-3	3						
Team					0-4	4							Totals	200	41-71	6-19	20-28	13-27	40	20	20	12	2	11	108
Totals	200	23-56	9-26	18-24	8-20	28	24	12	24	1	4	73													

FG%: Campbell, .411; Florida State, .577
3FG%: Campbell, .346; Florida State, .316
FT%: Campbell, .750; Florida State, .714
Technical Fouls: Florida State, Alexander Johnson, 2

Officials: Sean Hull, Daniel Stryfeler, Jerry Heater

Campbell 27 46 — 73
Florida State 51 57 — 108



Uche Echefu scored five points in Florida State's victory over Campbell on Dec. 22, 2005.

GAME NUMBER 10

9-1

Florida State 74, Nebraska 60

SUNRISE, Fla. – Isaiah Swann scored a season-high 16 points and Andrew Wilson added 15 to help Florida State extend its winning streak to seven games with a 74-60 victory over Nebraska in the Orange Bowl Classic. Al Thornton had 11 points and 12 rebounds for the Seminoles. Joe McCray scored 14 points and B.J. Walker had 10 points for Nebraska. Jason Dourisseau had nine points and 11 rebounds. The Seminoles scored 14 straight points – including two 3-pointers by Wilson – in a 4:02 span midway through the second half to open a 56-38 lead. The Cornhuskers never threatened after that and trailed by as many as 24 points, 71-47, with 2:30 left. Wilson scored nine points to help Florida State take a 32-28 halftime lead and was named as the Most Valuable Player of the game. Swann scored four points to spark a 12-4 run during a 4:27 span late in the first half. Wilson finished four-of-five from 3-point range, The Cornhuskers hit just four of 12 free throws overall and shot 39 percent in the second half in their first game this season outside of the state of Nebraska.

Florida State 74, Nebraska 60
BankAtlantic Center

Nebraska	Min	FG	3FG	FT	O-D	Reb	F	A	T	B	S	Pts	Fl.State	Min	FG	3FG	FT	O-D	Reb	F	A	T	B	S	Pts
Walker	23	5-8	0-1	0-0	1-1	2	3	0	1	1	0	10	Thornton	31	4-9	0-0	3-4	5-7	12	3	1	2	1	3	11
Wilkinson	14	3-5	2-4	0-0	1-1	2	5	1	0	1	0	8	Johnson	19	1-5	0-1	1-2	2-1	3	4	0	1	0	2	3
Dourisseau	36	4-10	0-1	1-4	6-5	11	3	2	5	0	1	9	Swann	29	7-13	2-8	0-0	0-2	2	1	2	1	3	3	16
McCray	27	5-12	3-8	1-2	4-3	7	2	1	5	0	1	14	Galloway	29	2-4	1-2	1-3	0-2	2	1	3	2	0	2	6
Walker	20	1-8	1-6	0-2	0-1	1	0	2	3	0	1	3	Rich	22	4-9	0-2	0-0	1-2	3	0	0	0	3	0	8
Richardson	21	1-3	0-0	0-0	0-3	3	3	5	4	0	3	2	Mims	10	2-5	0-1	5-6	2-1	3	2	1	4	0	9	
Perry	13	2-5	1-2	0-0	0-1	1	0	0	1	0	1	5	Allen	7	0-0	0-0	0-0	0-0	0	0	0	0	3	0	0
Schliep	4	1-2	0-0	0-0	0-0	0	1	0	0	0	0	2	Breeden	3	0-0	0-0	0-0	0-0	0	0	0	0	1	0	0
Maric	23	0-0	0-0	0-1	0-3	3	2	0	0	1	2	0	Wilson	25	5-6	4-5	1-2	0-0	0	2	0	0	1	15	
White	11	1-4	1-3	2-3	0-0	0	1	0	2	0	0	5	Romero	14	1-2	1-1	3-4	1-4	5	2	1	2	0	6	
Marks	8	1-1	0-0	0-0	1-0	1	1	0	0	0	0	2	Echelu	11	0-2	0-1	0-0	1-0	1	0	2	0	0	1	0
Team						1-3	4		1				Team					0-6	6					1	
Totals	200	24-58	8-25	4-12	14-21	35	21	11	22	3	9	60	Totals	200	26-55	8-21	14-21	12-25	37	12	13	20	4	15	74

FG%: Nebraska, .414; Florida State, .473
3FG%: Nebraska, .320; Florida State, .381
FT%: Nebraska, .333; Florida State, .667
Technical Fouls: None

Officials: Terry Moore, Tom Eades, Raymond Styons
Nebraska 28 32 — 60
Florida State 32 42 — 74

GAME NUMBER 11

9-2, 0-1

Clemson 61, Florida State 55

CLEMSON, S.C. – Clemson made 10 of 16 free throw attempts in the final seven and a half minutes to hang on to beat Florida State 61-55 in the conference opener for both teams. The loss ended the Seminoles' seven-game winning streak. The Tigers scored just five field goals in the second half, one in the final 13:30, but still managed to pull out its fourth victory in its last five games against Florida State. Clemson shot just 22 percent from the field in the second half and finished the game at 36 percent. Shawn Robinson led Clemson with 12 points. Robinson also had five rebounds. Troy Mathis and Vernon Hamilton added 10 points apiece for the Tigers. Florida State was led by Al Thornton with 12 points and Alexander Johnson with 11. The Tigers opened the second half by increasing their six-point halftime lead to double digits at 41-30 with 18:45 left. A bank shot by Jerel Allen at the 12:55 mark cut the Clemson lead to 46-42. The Seminoles got within three, 47-44, with 9:26 to play. But the Tigers put together five straight points on two free throws and a 3-point basket by Cliff Hammonds for a 52-44 lead at the 7:22 mark. An inside basket by Thornton got Florida State to within two 53-51 with 2:55 left, but the Seminoles would get no closer. Florida State, trailing 33-22 at the 2:18 mark, outscored Clemson 8-3 in the final two minutes to cut the Tigers' halftime lead to 36-30. The Tigers aided the late Seminole run with three turnovers in their final four possessions. Florida State shot 56 percent in the first half but was 0-for-1 from behind the arc and just 2-for-7 from the free throw line.

Clemson 61, Florida State 55
Littlejohn Coliseum

Fl. State	Min	FG	3FG	FT	O-D	Reb	F	A	T	B	S	Pts	Clemson	Min	FG	3FG	FT	O-D	Reb	F	A	T	B	S	Pts
Thornton	35	4-9	0-0	4-5	3-5	8	3	0	3	0	0	12	Perry	22	0-3	0-0	3-4	0-4	4	3	4	3	4	1	3
Johnson	30	4-10	0-1	3-5	0-0	0	4	0	2	1	2	11	Akingbala	32	2-3	0-0	1-1	5-3	8	4	0	1	0	1	5
Swann	17	3-6	0-1	0-0	0-0	0	4	2	2	0	0	6	Hamilton	35	3-9	0-4	4-8	2-3	5	1	3	3	0	2	10
Galloway	37	2-6	0-2	1-2	0-2	2	3	4	4	0	4	5	Robinson	29	4-11	2-7	2-2	1-4	5	1	2	5	0	2	12
Rich	27	4-9	0-0	0-0	0-4	4	4	1	0	1	0	8	Hammonds	23	1-4	1-4	2-4	1-5	6	3	0	1	0	0	5
Mims	3	0-0	0-0	0-0	0-0	0	0	0	0	0	0	0	Rivers	24	3-7	2-5	0-0	4-3	7	2	0	3	0	1	8
Allen	13	2-4	1-3	0-0	1-3	4	1	0	0	0	1	5	Allen	8	1-2	0-0	0-0	1-3	4	3	0	1	1	0	2
Breeden	3	1-2	0-1	0-0	0-2	2	1	0	2	0	0	2	Mathis	10	3-5	3-5	1-1	0-1	1	0	0	0	0	0	10
Wilson	24	3-5	0-0	0-3	2-2	4	2	0	0	1	0	6	Powell	17	2-9	1-6	1-2	0-0	0	2	0	2	0	0	6
Romero	10	0-0	0-0	0-0	0-0	0	0	0	0	0	0	0	Team					2-0	2					1	
Echelu	1	0-0	0-0	0-0	0-0	0	0	0	2	0	0	0	Totals	200	19-53	9-31	14-22	16-26	42	19	9	20	5	7	61
Team					1-3	4							Officials:												
Totals	200	23-51	1-8	8-15	7-21	28	22	7	15	3	7	55	Bryan Kersey, Michael Eades, Larry Rose												
FG%: Florida State, .451; Clemson, .358													Florida State 30 25 — 55												
3FG%: Florida State, .125; Clemson, .290													Clemson 36 25 — 61												
FT%: Florida State, .533; Clemson, .636																									
Technical Fouls: None																									

GAME NUMBER 12

10-2, 1-1

Florida State 74, Virginia Tech 68

TALLAHASSEE, Fla. – Al Thornton scored 21 points and grabbed 11 rebounds for his fifth double-double of the season as Florida State defeated Virginia Tech 74-68 in its Atlantic Coast Conference home opener. The Seminoles led by as many as 13 points in the second half at 55-42 with 10:28 left, but needed six straight free throws in the final 35 seconds to secure the win. Virginia Tech closed to 70-68 with 25.5 seconds left on a dunk by Coleman Collins, but Ralph Mims and Andrew Wilson each hit a pair of free throws in the waning seconds to seal the Florida State win. Andrew Wilson scored 14 points off the bench and Alexander Johnson added 10 for the Seminoles. Wynton Witherspoon scored 19 points to lead Virginia Tech, Zabian Dowdell added 18 and Collins had 15. Both teams shot well from the free throw line where Florida State made 28 of 38 tries and Virginia Tech hit on 23 of 27. Florida State led 34-26 at halftime, leading by as many as 14 points before the break. The Seminoles had a 32-21 rebounding advantage.

Florida State 74, Virginia Tech 68
Donald L. Tucker Center

Va. Tech	Min	FG	3FG	FT	O-D	Reb	F	A	T	B	S	Pts	Fl. State	Min	FG	3FG	FT	O-D	Reb	F	A	T	B	S	Pts
Washington	30	0-3	0-2	2-2	0-0	0	4	1	1	0	1	2	Thornton	39	7-15	0-2	7-8	5-7	12	1	0	2	0	1	21
Collins	37	4-6	0-0	7-9	1-3	4	3	0	1	0	0	15	Johnson	29	3-5	1-1	3-6	2-4	6	5	0	3	0	3	10
Dowdell	31	5-11	3-6	5-6	0-5	5	4	1	6	0	2	18	Swann	19	2-7	1-4	3-4	0-3	3	3	3	1	0	2	8
Gordon	35	3-7	1-4	2-2	0-5	5	4	6	5	0	3	9	Galloway	26	1-2	0-1	0-0	0-3	3	3	3	3	1	0	2
Sailes	23	0-2	0-0	3-4	0-3	3	2	4	0	0	1	3	Rich	33	3-10	0-0	3-4	2-0	2	2	1	0	1	2	9
Harris	6	0-0	0-0	2-2	0-0	0	2	0	0	0	0	2	Mims	14	1-4	0-1	6-6	1-1	2	0	2	2	1	1	8
Witherspoon	25	7-11	3-5	2-2	2-1	3	3	2	3	0	1	19	Allen	6	1-1	0-0	0-0	0-0	0	1	0	0	0	0	2
Diakite	3	0-1	0-0	0-0	0-0	0	0	0	1	0	0	0	Wilson	23	3-4	2-3	6-7	0-1	1	2	1	0	1	14	
Vassallo	3	0-1	0-0	0-0	0-0	0	1	0	0	0	0	0	Romero	11	0-1	0-0	0-0	0-0	0	4	0	0	0	0	0
Tucker	7	0-0	0-0	0-0	1-0	1	1	0	0	0	0	0	Team					0-3	3						
Team													Totals	200	21-49	4-13	28-35	10-22	32	21	10	13	1	11	74
Totals	200	19-42	7-17	23-27	4-17	21	24	14	17	0	8	68	Officials: Bernard Clinton, Bryan Kersey, Jim Haney												
FG%: Virginia Tech, .452; Florida State, .429																									
3FG%: Virginia Tech, .412; Florida State, .308													Virginia Tech 26 42 — 68												
FT%: Virginia Tech, .852; Florida State, .800													Florida State 34 40 — 74												
Technical Fouls: Virginia Tech Bench																									

GAME NUMBER 13

11-2, 2-1

Florida State 87, Virginia 82 (OT)

CHARLOTTESVILLE, Va. – Al Thornton scored 21 points and Alexander Johnson had 16 to lead Florida State past Virginia, 87-82, in overtime. The Seminoles scored the last five points in regulation to tie it at 77, then added five of the first six in overtime. Virginia didn't get a basket in the overtime until just 35.8 seconds remained, and they never did catch up. Ralph Mims, a 94 percent free throw shooter for the Seminoles, hit a pair with 10.7 seconds left to give Florida State an 85-82 lead, and Thornton got a hand on J.R. Reynolds' 3-point try in the final seconds to preserve the Seminoles' victory. Isaiah Swann added 17 points for Florida State, which shot 60 percent overall. Sean Singletary led Virginia with 27 points and Reynolds had 17. In the overtime, Johnson scored down low to break the tie, and Thornton followed a free throw by Reynolds by making two of his own. Another by Johnson made it 82-78. The game was close throughout, with Virginia taking its first lead since very early on two free throws by Singletary with 10:08 left. Neither team led by more than four thereafter. It was

tied at 77 when the Seminoles inbounded with 39 seconds left. Florida State thought it had grabbed the lead on Thornton's driving basket with 19.4 seconds left, but he was called for charging, giving Virginia a shot. On its two previous possessions, the Cavaliers had failed to get off a shot, each time all seeming to be watching and expecting Singletary to do something dramatic by himself. This time, they worked the ball around before Mamadi Diane tried a buzzer-beating 3-pointer from the right corner, but the shot came up well short, bringing the OT. Jason Rich added 12 points for the Seminoles.

Florida State 87, Virginia 82 (OT)
University Hall

FL State	Min	FG	3FG	FT	O-D	Reb	F	A	T	B	S	Pts	Virginia	Min	FG	3FG	FT	O-D	Reb	F	A	T	B	S	Pts
Thornton	38	8-14	1-2	5-9	4-5	9	3	2	3	2	0	22	Joseph	25	3-10	1-4	2-2	2-2	4	2	0	1	1	0	9
Johnson	35	5-8	1-2	5-8	0-9	9	2	0	5	2	1	16	Cain	36	3-6	0-0	2-2	5-1	6	5	3	0	1	1	8
Swann	35	6-10	4-6	1-1	0-1	1	4	3	2	0	1	17	Soroye	20	3-5	0-0	0-1	2-1	3	5	0	1	0	0	6
Galloway	39	2-5	1-3	2-4	1-1	2	3	6	2	0	0	7	Reynolds	38	5-16	4-11	3-6	2-2	4	2	2	3	0	0	17
Rich	35	5-8	0-1	2-2	2-2	4	2	4	1	2	2	12	Singletary	40	9-17	3-6	6-7	1-4	5	3	7	3	0	0	27
Mims	6	0-0	0-0	2-2	0-0	0	1	2	0	0	1	2	Mikalasukas	15	2-2	0-0	0-0	0-1	1	5	0	1	0	0	4
Allen	7	1-1	0-0	0-0	0-0	0	2	0	0	0	0	2	Campbell	1	0-0	0-0	0-0	0-0	0	1	0	0	0	0	0
Breeden	2	0-1	0-0	0-0	1-0	1	0	0	0	0	0	0	Bannister	18	0-2	0-2	0-2	1-0	1	1	5	1	0	1	0
Wilson	16	0-0	0-0	1-2	0-1	1	0	2	2	0	1	1	Diane	32	4-7	2-4	1-1	0-4	4	0	2	2	0	3	11
Romero	10	3-3	1-1	1-1	0-2	2	0	1	0	0	0	8	Team				0-0	0							
Echelu	2	0-0	0-0	0-0	0-0	0	1	0	1	0	0	0	Totals	200	29-65	10-27	14-21	13-15	28	24	19	12	2	5	82
Team					0-0																				
Totals	200	30-50	8-15	19-29	8-21	29	18	20	16	6	6	87	Officials: Jamie Luckie, Ted Valentine, Tim Nestor												
FG%: Florida State, .600; Virginia, .446													Florida State		47	30	10	—	87						
3FG%: Florida State, .533; Virginia, .370													Virginia		45	32	5	—	82						
FT%: Florida State, .655; Virginia, .667																									
Technical Fouls: None																									

GAME NUMBER 14 11-3, 2-2

Boston College 90, Florida State 87

CHESTNUT HILL, Mass. – Craig Smith had 28 points and 14 rebounds to lead No. 15 Boston College over Florida State 90-87 despite a career-high 37 points from Al Thornton. Jared Dudley scored 25 points for BC including a second-chance dunk that put the Eagles up 85-81 after Florida State hit two 3-pointers to cut a 14-point deficit to two. Alexander Johnson hit a 3 with 2:07 left, and Todd Galloway made one with 1:17 left to make it 83-81. Louis Hinnant of the Eagles drove to the basket but missed, but Sean Williams got the rebound and tucked a pass underneath to Dudley, who slammed it through. Thornton made a couple of running bank shots, but Hinnant made four straight foul shots in the final 28 seconds and intercepted a desperation inbound pass with 0.5 seconds left to clinch it. Hinnant had 12 points and six assists for BC, which trailed by 11 points in the first half before opening an 80-66 lead with 5:36 to play. Thornton had 17 points in the first half and made three baskets in the final 29 seconds for the Seminoles. In all, he was 15-of-18 from the field and 6-of-8 from the line to surpass the career scoring high he set in a victory over Alcorn State on Nov. 21. Florida State led 33-22 in the first half before BC scored eight consecutive points, four on putbacks, to cut the deficit to three. The Eagles trailed 38-34 at halftime. The Eagles were 1-for-7 from 3-point range in the first half and 8-for-12 in the second, making five in a row early in the second half to turn a two-point deficit into a six-point lead.

Boston College 90, Florida State 87
Silvio O. Conte Forum

FL State	Min	FG	3FG	FT	O-D	Reb	F	A	T	B	S	Pts	B.College	Min	FG	3FG	FT	O-D	Reb	F	A	T	B	S	Pts
Thornton	39	15-18	1-1	6-8	3-3	6	3	1	3	0	1	37	Smith	38	8-14	0-2	12-14	6-8	14	3	4	1	1	1	28
Johnson	14	2-4	1-1	2-3	2-1	3	4	0	3	0	0	7	Dudley	39	9-14	2-3	5-5	3-3	6	2	3	3	0	0	25
Swann	30	4-12	2-5	4-6	4-3	7	4	8	3	0	0	14	Oates	10	0-1	0-0	0-0	0-0	0	3	0	0	0	0	0
Galloway	32	5-8	3-5	2-2	0-5	5	3	3	2	0	2	15	Hinnant	28	3-5	2-2	4-4	0-0	0	0	6	4	0	1	12
Rich	30	3-8	1-3	0-0	0-0	0	1	2	0	0	3	7	Marshall	29	4-9	3-6	1-2	0-1	1	1	1	1	0	1	12
Mims	7	0-2	0-0	0-0	1-0	1	0	0	1	0	0	0	Haynes	16	1-5	1-2	1-2	0-0	0	1	2	0	0	0	4
Allen	4	0-0	0-0	0-0	0-2	2	2	0	1	0	0	0	Rice	12	1-5	1-4	0-0	0-0	0	1	2	0	1	3	4
Breeden	3	1-2	0-1	0-0	0-0	0	1	0	0	0	0	2	McLain	13	2-4	0-0	0-0	1-0	1	3	0	0	1	0	4
Wilson	15	0-1	0-0	0-0	0-0	0	2	0	2	0	0	0	Williams	15	1-1	0-0	0-0	1-3	4	0	0	0	0	0	2
Romero	23	2-3	1-1	0-0	2-1	3	1	0	1	1	0	5	Team				2-1	3							
Echelu	3	0-0	0-0	0-0	0-2	2	2	0	0	0	0	0	Totals	200	29-58	9-19	23-27	13-16	29	17	11	2	4	90	
Team					1-0	1																			
Totals	200	32-58	9-17	14-19	13-17	30	23	14	16	1	6	87	Officials: Ray Natili, Zeltan Steed, Bryan Kersey												
FG%: Florida State, .552; Boston College, .500													Florida State		38	49	—	87							
3FG%: Florida State, .529; Boston College, .474													Boston College		34	56	—	90							
FT%: Florida State, .737; Boston College, .852																									
Technical Fouls: None																									


GAME NUMBER 15 11-4, 2-3

North Carolina 81, Florida State 80

TALLAHASSEE, Fla. – Reyshawn Terry made two free throws with 23 seconds left to lift No. 24 North Carolina to an 81-80 victory over Florida State. Wes Miller led the Tar Heels with a career-high 18 points and Terry added 17 points and eight rebounds. Miller got all of his points from outside, hitting 6-of-10 from 3-point range. Alexander Johnson connected on two foul shots with 39 seconds to play to give the Seminoles an 80-79 lead, setting the stage for Terry. Al Thornton's desperation jumper from the top of the circle in the final seconds was well off the mark for Florida State. Florida State hit 10 of its first 11 shots, building a 25-13 lead and led by 50-37 in the final seconds of the half before North Carolina scored the final five points. The Tar Heels kept up their push in the second half. David Noel's dunk gave North Carolina a 69-61 lead and finished off a 32-11 surge that started before halftime. Isaiah Swann scored 17 of his 19 points in the first half for the Seminoles and Thornton also finished with 19. North Carolina had five players in double figures and shot a season-high 55.6 percent. Freshman center Tyler Hansbrough had 15 points, Danny Green 11 and Byron Sanders 10 for the Tar Heels.

North Carolina 81, Florida State 80
Donald L. Tucker Center

Carolina	Min	FG	3FG	FT	O-D	Reb	F	A	T	B	S	Pts	FL State	Min	FG	3FG	FT	O-D	Reb	F	A	T	B	S	Pts
Terry	26	6-11	3-6	2-3	3-5	8	4	1	6	0	2	17	Thornton	34	6-11	0-2	7-8	3-2	5	1	1	3	0	1	19
Noel	35	2-5	0-0	1-4	1-2	3	4	4	3	0	2	5	Johnson	26	5-9	0-2	7-9	1-6	7	4	0	3	1	1	17
Hansbrough	29	6-11	0-0	3-4	5-2	7	4	1	3	1	0	15	Swann	29	7-10	3-5	2-3	0-0	0	3	5	2	0	4	19
Frasor	29	0-2	0-1	0-0	0-0	0	2	6	4	0	0	0	Galloway	32	0-2	0-0	0-0	0-1	1	3	3	1	1	1	0
Miller	31	6-10	6-10	0-0	0-2	2	1	3	2	0	1	18	Rich	28	5-11	1-3	1-2	1-0	1	2	0	1	1	0	12
Ginyard	18	2-4	1-1	0-0	1-3	4	1	2	2	0	0	5	Mims	8	0-2	0-1	0-0	0-2	2	1	1	2	0	0	0
Thomas	2	0-0	0-0	0-0	0-0	0	0	0	2	0	0	0	Allen	8	1-1	1-1	0-0	1-0	1	0	1	0	0	0	3
Green	14	4-7	3-3	0-0	0-2	2	2	2	0	0	1	11	Wilson	15	2-5	2-5	0-0	0-2	2	1	1	2	0	0	6
Sanders	16	4-4	0-0	2-2	1-1	2	2	0	1	0	0	10	Romero	14	1-3	0-0	0-0	1-0	1	0	1	0	1	0	2
Team					0-2	2							Echelu	6	1-2	0-0	0-0	1-1	2	0	0	0	0	0	2
Totals	200	30-54	13-21	8-13	11-19	30	20	19	23	1	6	81	Totals	200	28-56	7-19	17-22	10-16	26	15	13	14	4	8	80
FG%: North Carolina, .556; Florida State, .500													Officials: Les Jones, Karl Hess, Tim Higgins												
3FG%: North Carolina, .619; Florida State, .368													North Carolina		42	39	—	81							
FT%: North Carolina, .615; Florida State, .773													Florida State		50	30	—	80							
Technical Fouls: None																									



Jason Rich scored 13 points and pulled down six rebounds to lead Florida State over Clemson, 69-59, on Feb. 1, 2006.

GAME NUMBER 16

12-4, 3-3

Florida State 75, Wake Forest 68

WINSTON-SALEM, N.C. – Andrew Wilson scored 18 points and Alexander Johnson added 14 to help Florida State past Wake Forest 75-68. Al Thornton scored 13 for the Seminoles and got plenty of help from his teammates, with junior Jerel Allen contributing 11 points. It was that kind of night for Florida State, which got its second conference victory on the road. Justin Gray had 16 of his 19 points in the first half for the Demon Deacons and teammate Eric Williams finished with 12 points and 12 rebounds. Wake Forest shot only 35 percent from the field, including 9-for-28 in the second half. The Seminoles were 11-for-20 on 3-pointers, including Wilson's 4-for-7 effort. The Demon Deacons trailed for the final 35 minutes, and for much of that span, they were down by at least 10 points. The margin was 12 before the Demon Deacons rallied. Williams started a 9-0 run with a layup – his first points of the second half – and Strickland capped it with a 3 to bring his team within 62-59. Again, the Seminoles came up with a clutch shot, with Wilson connecting from beyond the arc for a five-point advantage. Then Gray added one of his own a couple of minutes later and Michael Drum drove through traffic to score as he was fouled, and even though he missed the free throw, the Demon Deacons again trailed by only three. They had one final opportunity in the final minute, but Williams lost the ball in the post, and Florida State closed out the victory by converting 6-of-8 at the line.

Florida State 75, Wake Forest 68
Lawrence Joel Veterans Memorial Coliseum

FL State	Min	FG	3FG	FT	O-D	Reb	F	A	T	B	S	Pts	Wake	Min	FG	3FG	FT	O-D	Reb	F	A	T	B	S	Pts		
Thornton	32	5-15	2-3	1-3	3-4	7	4	3	4	0	1	13	Ellis	19	0-1	0-0	3-4	3-1	4	5	1	0	0	0	3		
Johnson	21	4-8	1-2	5-5	4-2	6	5	3	1	1	1	14	Strickland	37	4-13	2-2	2-2	3-6	9	5	0	1	0	1	12		
Swann	25	2-6	0-3	0-0	1-2	3	2	3	1	0	2	4	Williams	36	6-11	0-0	0-0	3-9	12	1	0	2	1	1	12		
Galloway	32	1-3	0-0	0-1	0-3	3	2	5	1	0	0	2	Gray	38	4-15	2-7	9-12	2-5	7	2	5	3	0	1	19		
Rich	21	1-4	0-0	3-4	0-4	4	3	1	1	0	0	5	Hale	30	4-8	2-4	6-6	1-0	1	0	2	3	0	0	16		
Mims	9	0-1	0-0	1-2	0-1	1	1	2	0	1	0	1	Dukes	1	0-0	0-0	0-0	0-0	0	0	0	0	0	0	0		
Allen	14	4-5	3-4	0-0	0-2	2	2	0	1	0	0	11	Stanley	1	0-0	0-0	0-0	0-1	1	0	0	1	0	0	0		
Wilson	24	5-10	4-7	4-4	0-1	1	1	0	0	0	0	18	Swinton	8	1-2	0-0	0-0	2-1	3	2	0	0	0	0	2		
Romero	16	2-2	1-1	0-0	0-3	3	5	0	0	0	0	5	Drum	20	1-6	0-4	2-5	0-1	1	3	1	1	0	1	4		
Echelu	6	1-1	0-0	0-2	0-2	2	0	0	0	0	0	2	Visser	10	0-1	0-0	0-0	2-0	2	1	1	2	1	0	0		
Team					0-1	1							Team					0-1	1								
Totals	200	25-55	11-20	14-21	8-25	33	25	17	9	2	4	75	Totals	200	20-57	6-17	22-29	16-25	41	19	10	13	2	4	68		
FG%: Florida State, .455; Wake Forest, .351													Officials: Larry Rose, Jim Burr, Edward Corbett														
3FG%: Florida State, .550; Wake Forest, .353													Florida State											42	33	—	75
FT%: Florida State, .667; Wake Forest, .759													Wake Forest											34	34	—	68
Technical Fouls: None																											

GAME NUMBER 17

12-5, 3-4

Miami 84, Florida State 78 (OT)

TALLAHASSEE, Fla. – Robert Hite scored eight of his season-high 31 points in overtime to lead Miami to an 84-78 victory over Florida State. Hite gave Miami the lead for good at 75-72 on a three point play with less than three minutes left in overtime. Florida State narrowed the gap to 79-78, but a three point goal by Guillermo Diaz, with only a second left on the shot clock, sealed the victory with 18 seconds remaining. Hite then added a pair of free throws to close out the scoring. Diaz added 24 points and Anthony Harris 13 for Miami. Jason Rich led Florida State with 20 points while Alexander Johnson and Todd Galloway had 17 points each. The teams traded the lead nine times and there were 10 ties. Miami's biggest lead was seven points while Florida State never led by more than five. The Hurricanes took a 69-67 lead with 3.2 seconds remaining in regulation when reserve forward Raymond Hicks put back a missed shot by Diaz. Florida State forced the overtime when Rich lobbed an inbound pass to Johnson who put in a lay-up with 0.1 second left. Miami out rebounded Florida State 39-20 and was perfect on the free throw line in nine attempts. Florida State made 15 of 23 free throws. The Seminoles hit 51.9 percent of their shots from the field and the Hurricanes 50.8 percent.

Miami 84, Florida State 78 (OT)
Donald L. Tucker Center

Miami	Min	FG	3FG	FT	O-D	Reb	F	A	T	B	S	Pts	FL State	Min	FG	3FG	FT	O-D	Reb	F	A	T	B	S	Pts													
Hamilton	18	1-2	0-0	0-0	2-0	2	5	2	2	2	0	2	Thornton	25	0-4	0-0	0-0	0-0	0	0	2	0	0	1	0													
King	37	2-3	0-0	2-2	1-2	3	2	2	0	0	0	6	Johnson	37	7-14	0-1	3-8	3-7	10	3	2	1	0	0	17													
Harris	37	6-8	1-2	0-0	0-7	7	0	2	6	0	0	13	Swann	24	3-6	2-4	1-1	0-1	1	3	4	2	0	1	9													
Diaz	37	8-18	4-7	4-4	1-5	6	2	4	2	0	1	24	Galloway	39	5-10	4-5	3-4	0-2	2	2	3	4	0	1	17													
Hite	43	11-20	6-11	3-3	2-6	8	1	1	2	0	2	31	Rich	37	8-11	1-2	3-4	1-1	2	1	2	1	0	1	20													
Graham	13	1-2	0-0	0-0	2-1	3	4	0	2	0	0	2	Mims	5	0-0	0-0	0-0	0-0	0	0	1	2	0	0	0													
Clemente	9	0-2	0-0	0-0	0-2	2	3	3	2	0	0	0	Allen	16	2-4	1-2	0-0	0-0	0	2	0	0	0	0	5													
Asbury	10	1-3	0-1	0-0	1-0	1	1	0	0	0	2	2	Wilson	13	1-1	1-1	0-0	0-1	1	1	1	1	0	0	3													
Hicks	21	2-5	0-0	0-0	3-2	5	5	0	1	0	1	4	Romero	25	1-2	0-1	5-6	0-4	4	4	2	2	1	1	7													
Team					2-0	2							Echelu	4	0-0	0-0	0-0	0-0	0	0	0	0	0	0	0													
Totals	225	32-63	11-21	9-9	14-25	39	23	14	17	2	6	84	Team					0-0	0																			
FG%: Miami, .508; Florida State, .519													Totals													225	27-52	9-16	15-23	4-16	20	16	17	13	1	5	78	
3FG%: Miami, .524; Florida State, .563													Officials: Ted Valentine, Les Jones, Bernard Clinton																									
FT%: Miami, .1000; Florida State, .652													Miami													29	40	15	—	84								
Technical Fouls: None													Florida State													26	43	9	—	78								

GAME NUMBER 18

13-5, 4-4

Florida State 69, Clemson 59

TALLAHASSEE, Fla. – Al Thornton scored 15 points as Florida State broke open a close game with a 14-0 run in the second half and then held off Clemson for a rugged 69-59 victory. Thornton, Florida State's season scoring leader with a 17.7 average going into the game, showed no ill effects from a knee bruise he suffered three days prior against Miami. Jason Rich added 13 points and Alexander Johnson had 12 as the Seminoles surpassed the 12 games they won all last season by increasing their overall record to 13-5. They evened their Atlantic Coast Conference mark at 4-4. Julius Powell led Clemson with 14 points while Akin Akingbala had 13 and Vernon Hamilton scored 11. Referees called 43 personal fouls – 26 on Clemson and 17 on Florida State – and Seminoles coach Leonard Hamilton drew a technical. The Tigers hit 13 of 18 free throws and the Seminoles 29 of 35. Both teams had 20 turnovers. The Seminoles outscored the Tigers 40 to 28 in the paint and both teams were cold from outside the three-point line. Florida State missed all nine of its three-point attempts while Clemson hit four of 21. Thornton gave Florida State a 5-4 lead with a three-point play and the Seminoles never trailed again although Clemson tied the score once during a ragged first half and twice in the second half. The Seminoles broke the final 49-49 tie by scoring 14 unanswered points. Clemson was unable to get closer than 10 the rest of the way.

Florida State 69, Clemson 59
Donald L. Tucker Center

Clemson	Min	FG	3FG	FT	O-D	Reb	F	A	T	B	S	Pts	FL State	Min	FG	3FG	FT	O-D	Reb	F	A	T	B	S	Pts		
Perry	13	0-3	0-0	2-4	1-1	2	2	0	1	0	2	2	Thornton	26	5-9	0-0	5-7	1-3	4	3	1	3	2	2	15		
Powell	22	6-11	2-6	0-0	1-3	4	4	0	4	0	0	14	Johnson	26	1-7	0-2	10-12	1-10	11	3	0	3	3	3	12		
Akingbala	30	3-7	0-0	7-8	1-4	5	3	1	1	0	5	13	Swann	19	2-4	0-0	4-4	0-1	1	0	1	4	0	0	8		
Hamilton	32	3-11	0-1	0-2	2-5	7	2	6	6	0	3	6	Galloway	20	1-3	0-2	3-4	0-5	5	2	2	2	0	3	5		
Hammonds	32	5-11	1-6	0-0	1-2	3	3	3	3	1	1	11	Rich	30	5-9	0-2	3-4	2-4	6	2	0	5	1	4	13		
Rivers	24	1-7	1-5	0-0	2-3	5	5	0	2	0	0	3	Mims	19	0-3	0-1	0-0	0-0	0	0	3	2	0	0	0		
Allen	10	0-0	0-0	0-3	3	2	0	0	0	0	0	0	Allen	17	2-4	0-0	2-2	0-1	1	4	1	0	0	0	6		
Sykes	6	0-1	0-0	0-0	0-0	0	2	0	0	0	2	0	Breeden	6	1-2	0-0	0-0	0-0	0	1	1	0	0	1	2		
Mathis	5	0-2	0-2	0-0	0-1	1	1	0	0	0	0	0	Wilson	19	2-3	0-1	0-0	0-3	3	0	0	0	0	0	4		
Robinson	26	3-7	0-1	4-4	1-3	4	2	0	3	0	0	10	Romero	13	0-3	0-1	0-0	1-1	2	2	3	0	0	0	0		
Team					3-1	4							Echelu	5	1-2	0-0	2-2	1-0	1	0	0	1	0	1	4		
Totals	200	21-60	4-21	13-18	12-26	38	26	10	20	1	13	59	Totals	200	20-49	0-9	29-35	8-29	37	17	12	20	6	14	69		
FG%: Clemson, .350; Florida State, .408													Officials: Karl Hess, Michael Kitts, Manny Upton														
3FG%: Clemson, .190; Florida State, .000													Clemson											23	36	—	59
FT%: Clemson, .722; Florida State, .829													Florida State											26	43	—	69
Technical Fouls: Clemson, None. Florida State, Team																											

GAME NUMBER 19

13-6, 4-5

Duke 97, Florida State 96 (OT)

DURHAM, N.C. – J.J. Redick had a go-ahead 3-pointer and scored eight of his 36 points in overtime, helping No. 2 Duke hold off Florida State 97-96. Sheldon Williams added 27 points and 13 rebounds for the Blue Devils. Todd Galloway made a running 3 just before the final buzzer for the Seminoles. They led 91-89 with about two minutes remaining in overtime following a jumper by Al Thornton, two of his 37 points that tied a career high. Redick scored in the lane to tie it, and after Isaiah Swann missed on the other end, Duke gave the ball to Redick. His effort from beyond the arc in the corner swished through to make it 94-91, and he later

Galloway drove to make it a two-point game, and Williams clanged two free throws off the rim to give Florida State a chance. But Galloway's drive to the basket was thwarted by Williams, and despite replays that clearly showed the ball going out of bounds off Williams, the Blue Devils were given possession. This time, Williams made both at the line when he was fouled, and the victory was finally secure. Jason Rich had 20 points for the Seminoles.

Duke 97, Florida State 96 (OT)
Cameron Indoor Stadium

FL State	Min	FG	3FG	FT	O-D	Reb	F	A	T	B	S	Pts	Duke	Min	FG	3FG	FT	O-D	Reb	F	A	T	B	S	Pts
Thornton	42	17-32	0-1	3-3	7-8	15	2	5	1	1	3	37	McRoberts	25	1-1	0-0	5-6	1-0	1	4	2	1	2	0	7
Johnson	14	6-9	0-0	1-1	4-7	11	5	0	2	0	0	13	Williams	37	8-14	0-0	11-16	8-5	13	4	0	2	4	4	27
Swann	20	1-9	0-3	0-0	3-3	6	5	3	2	0	0	2	Paulus	34	0-6	0-2	3-4	0-3	3	1	7	1	0	2	3
Galloway	25	3-5	1-2	1-1	0-2	2	4	2	5	0	1	8	Redick	43	12-25	3-10	9-10	1-5	6	1	6	7	0	1	36
Rich	39	10-18	0-1	0-0	2-1	3	3	1	3	0	2	20	Dockery	35	2-4	2-3	1-2	0-1	1	2	3	0	1	1	7
Mims	20	2-5	0-0	5-5	1-1	2	2	4	2	0	1	9	Pociss	1	0-0	0-0	0-0	0-0	0	0	0	0	0	0	0
Allen	20	0-1	0-0	0-0	1-1	2	2	2	2	0	0	0	Melchionni	21	0-4	0-3	2-3	1-3	4	0	1	0	0	0	2
Breeden	1	0-0	0-0	0-0	0-0	0	0	0	0	0	0	0	Nelson	27	6-10	3-4	0-2	2-4	6	2	1	6	0	1	15
Wilson	11	0-1	0-1	0-0	0-1	1	1	0	2	0	0	0	Boykin	1	0-0	0-0	0-0	0-0	0	0	0	0	0	0	0
Romero	31	3-5	1-2	0-1	1-3	4	3	1	1	0	1	7	Johnson	1	0-0	0-0	0-0	0-1	1	1	0	1	0	0	0
Echelu	2	0-0	0-0	0-0	0-0	0	1	0	0	0	0	0	Team					0-1	1						
Team					2-1	3							Totals	225	29-64	8-22	31-43	13-23	36	15	20	18	7	9	97
Totals	225	42-85	2-10	10-11	21-28	49	28	18	20	1	10	96	Officials: Edward Corbett, Ray Natilli, Mike Eades												
FG%: Florida State, .494; Duke, .453													Florida State		45	39	12	—	96						
3FG%: Florida State, .200; Duke, .364													Duke		43	41	13	—	97						
FT%: Florida State, .909; Duke, .721																									
Technical Fouls: Florida State, Alexander Johnson; Duke, Sheldon Williams																									

GAME NUMBER 20 14-6, 5-5

Florida State 80, Georgia Tech 79

TALLAHASSEE, Fla. – Andrew Wilson's 3-point shot with 1:32 left capped a 24-9 finish as Florida State defeated Georgia Tech 80-79, handing the Yellow Jackets their eighth consecutive loss. Neither team managed to score in the final 91 seconds and Jeremis Smith's desperation shot from midcourt bounced harmlessly off the backboard as the buzzer sounded. Georgia Tech got the ball back for that final shot with 4.4 seconds left after Florida State's Ralph Mims missed two free throws. Wilson, a sixth-year senior from the Atlanta suburb of Kennesaw, Ga., made three of five tries from 3-point distance and finished with 10 points. Alexander Johnson led the Seminoles with 14 points, including a slam dunk that tied the ragged contest at 77 with 2:06 left. Georgia Tech, which led for practically all of the game, built a 70-56 lead with 9:17 left on a jumper by Lewis Clinch. A trio of sophomores paced Georgia Tech. Ra'Sean Dickey and Zam Fredrick each scored 19 points and Anthony Morrow finished with 17 while Smith's game-high 11 rebounds helped the Jackets to a 37-28 advantage. The Seminoles leading scorer and rebounder on the season, Al Thornton, was in foul trouble all night and fouled out with 10 points in 16 minutes playing time.

Florida State 80, Georgia Tech 79
Donald L. Tucker Center

Ga. Tech	Min	FG	3FG	FT	O-D	Reb	F	A	T	B	S	Pts	FL State	Min	FG	3FG	FT	O-D	Reb	F	A	T	B	S	Pts
Dickey	28	7-9	0-0	5-6	2-3	5	4	0	3	1	2	19	Thornton	16	3-3	1-1	3-5	1-3	4	5	1	4	0	0	10
Tarver	24	1-2	0-0	1-3	1-2	3	2	1	1	3	2	3	Johnson	29	5-8	1-1	3-4	3-2	5	3	2	4	1	3	14
West	24	2-4	1-1	0-0	1-0	1	2	3	3	0	2	5	Swann	28	5-10	0-2	3-3	0-3	3	1	4	5	0	4	13
Morrow	33	6-14	5-7	0-0	2-3	5	3	2	8	0	0	17	Galloway	25	2-8	1-5	4-4	1-0	1	2	4	1	0	1	9
Clinch	32	4-9	2-6	0-0	0-3	3	2	3	2	0	0	10	Rich	27	5-9	0-1	2-2	0-2	2	3	4	1	1	0	12
Bell	7	0-2	0-0	0-0	1-1	2	2	0	2	0	1	0	Mims	15	0-3	0-1	0-2	0-2	2	1	0	1	0	1	0
Diaw	1	0-0	0-0	0-0	0-1	1	0	0	0	0	0	0	Allen	15	0-3	0-1	0-0	1-1	2	0	0	1	0	2	0
Smith	29	2-6	0-0	2-2	4-7	11	3	6	4	0	1	6	Breeden	3	2-4	1-3	0-0	0-0	0	0	0	0	0	0	5
Frederick	22	7-11	3-4	2-2	0-1	1	5	2	3	0	2	19	Wilson	19	3-5	3-5	1-2	2-3	5	1	1	2	0	0	10
Aminu	1	0-0	0-0	0-0	0-0	0	0	0	0	0	0	0	Romero	15	1-1	0-0	0-0	1-2	3	2	0	1	0	1	2
Team					2-3	5							Echelu	8	2-5	0-1	1-2	0-0	0	1	0	0	0	2	5
Totals	200	29-57	11-18	10-13	13-24	37	23	17	26	4	10	79	Team					1-0	1						
FG%: Georgia Tech, .509; Florida State, .475													Totals	200	28-59	7-21	17-24	10-18	28	19	16	20	2	14	80
3FG%: Georgia Tech, .611; Florida State, .333													Officials: Gary Maxwell, Karl Hess, Michael Kitts												
FT%: Georgia Tech, .769; Florida State, .708													Georgia Tech		43	36	—	79							
Technical Fouls: None													Florida State		39	41	—	80							

Diego Romero scored seven points and pulled down four rebounds against Miami in Tallahassee on Jan. 29, 2006.


GAME NUMBER 21 15-6, 5-5

Florida State 73, UMass 63

TALLAHASSEE, Fla. – Alexander Johnson scored 17 points and grabbed 13 rebounds as Florida State pulled away in the second half to take a 73-63 victory over Massachusetts. The 6-10 Johnson dunked on his own miss with 10:59 left to give the Seminoles a 47-45 lead – and they never looked back on their way to their second consecutive victory, leading by as many as 16 at 72-56 with 2:53 left. Johnson, who has had four double-doubles in the last five games, made nine of 10 free throws, and the Seminoles connected on 19 of 21 tries at the line to go along with 48.9 percent shooting from the floor. Florida State used a 12-0 run midway through the game to build a 38-31 lead, but UMass countered with a 14-4 run of its own capped by James Life's 3-point shot that gave the Minutemen a 45-42 lead with 13:13 left. Life led UMass with 14 points. Jeff Viggiano added 11, Brandon Thomas and Dante Mulligan 10 apiece for the Minutemen. Al Thornton finished with 16 for Florida State and senior point guard Todd Galloway had 11.

Florida State 73, UMass 63
Donald L. Tucker Center

UMass	Min	FG	3FG	FT	O-D	Reb	F	A	T	B	S	Pts	FL State	Min	FG	3FG	FT	O-D	Reb	F	A	T	B	S	Pts
Freeman	23	1-2	0-0	1-2	1-3	4	3	0	0	0	0	3	Thornton	34	5-10	1-1	5-6	2-1	3	2	1	1	0	0	16
Lasme	25	1-1	0-0	5-6	2-5	7	4	1	1	2	0	7	Johnson	29	4-10	0-1	9-10	3-10	13	4	1	2	0	1	17
Viggiano	24	5-11	1-6	0-1	0-1	1	2	2	3	0	2	11	Swann	16	2-5	2-2	0-0	0-2	2	1	2	4	0	0	6
Thomas	32	4-9	2-5	0-0	0-1	1	1	2	3	0	0	10	Galloway	29	3-5	3-4	2-2	0-0	0	3	2	1	0	1	11
Lowe	37	3-4	0-0	0-1	2-1	3	0	4	3	0	0	6	Rich	32	4-5	0-1	1-1	0-1	1	1	3	2	0	0	9
Milligan	18	5-5	0-0	0-0	3-4	7	5	0	2	0	1	10	Mims	11	1-3	0-1	0-0	0-0	0	1	2	0	0	1	2
Carrier	17	1-4	0-1	0-0	2-3	5	2	1	2	0	0	2	Allen	8	0-1	0-0	0-0	0-1	1	0	1	0	0	0	0
Life	24	5-12	2-7	2-3	0-0	0	3	0	1	0	2	14	Breeden	1	0-1	0-1	0-0	0-0	0	0	0	0	0	0	0
Team					0-0	0							Wilson	24	3-5	2-4	0-0	0-0	0	2	0	0	0	0	8
Totals	200	25-48	5-19	8-13	10-18	28	20	10	15	2	5	63	Romero	12	0-0	0-0	2-2	0-0	0	1	0	2	0	0	2
FG%: UMass, .521; Florida State, .489													Echelu	4	1-2	0-0	0-0	0-0	0	2	0	0	0	1	2
3FG%: UMass, .263; Florida State, .533													Team					2-2	4						
FT%: UMass, .615; Florida State, .905													Totals	200	23-47	8-15	19-21	7-17	24	15	14	12	0	4	73
Technical Fouls: None													Officials: Curtis Blair, Joe Lindsay, Mike Wood												
													UMass		31	32	—	63							
													Florida State		35	38	—	73							



GAME NUMBER 22

15-7, 6-5

NC State 86, Florida State 64

RALEIGH, N.C. – Engin Atsur had five of North Carolina State's 13 3-pointers and scored 19 points to help the 21st-ranked Wolfpack avoid their first losing streak of the season with an 86-64 victory over Florida State. Cedric Simmons had 14 points, Tony Bethel added 13 and Cameron Bennerman and Andrew Brackman each scored 12 in a balanced effort for the Wolfpack. Alexander Johnson had 15 points and Al Thornton scored 14 for the Seminoles. N.C. State led 29-27 late in the first half before taking control. And, yes, most of the damage was done from long range. Atsur and Brackman made consecutive threes before Atsur capped a 16-0 run with another one, and the margin had ballooned to 18 points. That made it 40-27, and Florida State made only a brief rally after halftime. It was aided greatly by a technical foul on Atsur, normally one of the most levelheaded players in the conference. But after he had a turnover, he quickly was called for a foul, and he apparently said something referee Jamie Luckie didn't appreciate. Ralph Mims converted both free throws to cut the lead to 58-38, and the Seminoles eventually got within 15 midway through the second half. Atsur helped N.C. State stretch it again with another three, and Bennerman drove end-to-end for a three-point play.

NC State 86, Florida State 64
RBC Center

Fl. State	Min	FG	3FG	FT	O-D	Reb	F	A	T	B	S	Pts	NC State	Min	FG	3FG	FT	O-D	Reb	F	A	T	B	S	Pts
Johnson	27	6-9	0-1	3-4	5-4	9	4	1	3	1	2	15	Evimov	15	2-3	2-3	0-0	0-0	0	1	2	2	0	1	6
Thornton	28	5-14	1-4	3-5	1-0	1	2	2	3	0	0	14	Bennerman	30	4-8	3-6	1-1	0-5	5	1	2	1	1	1	12
Swann	23	1-4	1-4	2-3	0-1	1	3	2	4	0	1	5	Atsur	32	6-7	5-6	2-2	0-3	3	4	8	4	0	3	19
Galloway	22	1-5	1-4	0-2	0-1	1	1	2	4	0	3	3	Bethel	36	3-5	2-3	5-6	0-2	2	2	5	0	2	13	
Rich	15	2-3	0-0	2-2	0-0	0	3	1	0	0	0	6	Simmons	31	6-7	0-0	2-2	0-3	3	2	2	3	0	1	14
Mims	18	4-4	0-0	3-3	2-0	2	0	1	5	0	1	11	Fells	4	2-3	0-1	1-1	1-1	2	1	0	0	0	0	5
Allen	17	0-2	0-1	0-0	0-2	2	3	2	2	0	1	0	McCot	1	0-0	0-0	0-0	0-0	0	0	0	0	0	0	0
Breeden	9	0-4	0-1	0-0	1-0	1	1	0	1	0	0	0	Albritton	1	0-0	0-0	0-0	0-0	0	0	0	0	0	0	0
Wilson	20	1-2	0-1	0-0	0-1	1	0	1	0	0	1	2	Grant	20	1-4	0-2	3-4	1-2	3	4	1	3	0	2	5
Romero	13	1-3	0-0	0-0	0-1	1	2	0	0	0	0	2	Nieman	1	0-0	0-0	0-0	0-0	0	0	0	0	0	0	0
Echelu	8	1-2	1-2	3-3	0-1	1	0	0	1	0	0	6	McCauley	4	0-0	0-0	0-0	0-0	0	2	0	0	0	0	0
Team						4-1	5						Brackman	25	4-7	1-2	3-4	2-3	5	3	5	2	1	0	12
Totals	200	22-52	4-18	16-22	13-12	25	19	23	1	9	64		Totals	200	28-44	13-23	17-20	4-21	25	20	22	2	10	86	
FG%: Florida State, .423; NC State, .636																									
3FG%: Florida State, .222; NC State, .565																									
FT%: Florida State, .727; NC State, .850																									
Technical Fouls: NC State, Angin Atsur																									
													Officials: Jamie Luckie, Sean Hull, Raymond Styons												
													Florida State												
													NC State												
													27 37 — 64												
													45 41 — 86												

FG%: Florida State, .423; NC State, .636
3FG%: Florida State, .222; NC State, .565
FT%: Florida State, .727; NC State, .850
Technical Fouls: NC State, Angin Atsur

Officials: Jamie Luckie, Sean Hull, Raymond Styons

Florida State 27 37 — 64
NC State 45 41 — 86

GAME NUMBER 23

16-7, 6-6

Florida State 76, Virginia 62

TALLAHASSEE, Fla. – Andrew Wilson matched his career best with seven 3-point field goals and Alexander Johnson delivered his fifth double-double in seven games as Florida State took a 76-62 victory over Virginia. Wilson hit seven of 11 tries from long distance to finish with a season-high 21 points while the 6-10 Johnson had 15 points and a career-high 13 rebounds to go along with a pair of spectacular blocks in the final minute. Wilson also made seven 3-point shots two years ago at North Carolina. He has made 37 of 67 on the season from 3-point range. The Seminoles pretty much put the game away with fast starts at the beginning of each half. Taking an 18-5 lead to begin the game and a 9-1 start in the second half gave them a 48-29 advantage. Five players finished in double figures for the Seminoles. Todd Galloway finished with a dozen points while Jason Rich and Al Thornton had 10 each. JR Reynolds led Virginia with 18 points. Sean Singletary, the Cavaliers' leading scorer on the year, went scoreless in the first half but finished with 12 points along with Adrian Joseph. The Seminoles took advantage of Virginia's cold-shooting start and raced to an early 18-5 lead as the Cavaliers misfired on nine of their first 10 shots. Florida State led 39-28 at the half, holding 13-point leads twice.

Florida State 76, Virginia 62
Donald L. Tucker Center

Virginia	Min	FG	3FG	FT	O-D	Reb	F	A	T	B	S	Pts	Fl. State	Min	FG	3FG	FT	O-D	Reb	F	A	T	B	S	Pts
Joseph	37	5-10	1-3	1-1	1-4	5	2	0	1	0	0	12	Thornton	31	4-9	1-1	1-2	1-3	4	3	2	2	0	2	10
Cain	37	2-5	0-0	4-6	5-7	12	4	1	6	1	0	8	Johnson	33	4-9	0-1	7-7	3-10	13	2	2	3	5	1	15
Soroye	11	0-1	0-0	0-0	0-0	0	5	0	0	0	2	0	Swann	4	0-0	0-0	0-0	0-1	1	3	1	1	0	0	0
Reynolds	39	5-13	1-4	7-8	0-3	3	0	2	4	0	2	18	Galloway	28	5-8	2-3	0-0	0-1	1	4	5	1	0	4	12
Singletary	27	4-14	0-5	4-4	0-2	2	2	2	1	0	1	12	Rich	34	5-10	0-1	0-0	0-3	3	2	2	5	0	1	10
Mikalasaus	6	2-6	0-0	0-0	3-0	3	2	0	0	0	0	4	Mims	12	1-2	1-1	1-2	0-1	1	2	0	0	0	0	4
Campbell	7	0-0	0-0	0-0	0-1	1	1	0	0	0	0	0	Allen	11	1-5	0-2	0-0	0-0	0	3	2	1	0	0	2
Barnister	20	3-4	0-0	0-2	0-2	2	2	2	3	0	1	6	Wilson	33	7-11	7-11	0-0	0-1	1	1	1	0	0	1	21
Diane	16	1-3	0-0	0-0	1-1	2	0	0	1	0	0	2	Romero	12	0-1	0-0	0-2	0-3	3	0	0	0	1	0	0
Team						4-0	4						Echelu	2	1-1	0-0	0-0	1-0	1	0	0	1	0	0	2
Totals	200	22-56	2-12	16-21	14-20	34	18	7	16	1	6	62	Totals	200	28-54	11-20	9-13	5-24	29	19	17	14	6	9	76

FG%: Virginia, .393; Florida State, .519
3FG%: Virginia, .167; Florida State, .550
FT%: Virginia, .762; Florida State, .690
Technical Fouls: None

Officials: Karl Hess, Tim Nestor, Mike Eades

Virginia 28 34 — 62
Florida State 39 37 — 76

GAME NUMBER 24

17-7, 7-6

Florida State 71, Maryland 60

TALLAHASSEE, Fla. – Al Thornton scored 27 points and grabbed 12 rebounds as Florida State defeated Maryland 71-60 to keep its NCAA postseason hopes alive. Florida State jumped to an 11-4 lead and stayed in control throughout to hand Maryland a setback that jeopardized the Terrapins NCAA postseason hopes. Thornton's 10 points and eight rebounds led Florida State to a 37-27 halftime lead, although the Seminoles were up by as many as 14. Maryland pulled within six at 37-31 early in the second half, but Thornton keyed a 21-7 Florida State run that put the Seminoles into a 58-38 lead midway through the final half. The 6-7 Thornton hit 10 of 15 shots from the field and made both of his 3-point tries. Isaiah Swann joined Thornton in double figures with 12 points. Florida State's win was its seventh in league play this season, its most conference victories in 13 seasons. Nik Caner-Medley led Maryland with 19 points and Ekene Ibekwe added 15.

Florida State 71, Maryland 60
Donald L. Tucker Center

Maryland	Min	FG	3FG	FT	O-D	Reb	F	A	T	B	S	Pts	Fl. State	Min	FG	3FG	FT	O-D	Reb	F	A	T	B	S	Pts
Gist	11	1-1	0-0	0-0	0-0	0	5	0	1	0	1	2	Thornton	39	10-15	2-2	5-9	3-9	12	1	1	1	1	0	27
Caner-Med	38	7-16	2-5	3-3	0-3	3	1	1	1	0	1	19	Johnson	20	3-5	1-1	2-2	1-6	7	3	0	3	1	0	9
Ibekwe	26	6-11	1-1	2-2	2-6	8	4	1	6	1	0	15	Swann	28	3-7	1-4	5-7	1-1	2	3	4	2	1	2	12
Strawberry	36	1-5	0-1	4-6	1-7	8	4	5	3	1	0	6	Galloway	28	1-3	1-2	1-3	0-2	2	2	3	4	0	1	4
Jones	22	1-7	0-2	0-0	1-2	3	3	0	1	0	2	2	Rich	21	3-10	0-1	0-0	0-1	1	3	3	2	0	0	6
Garrison	27	2-5	0-1	0-2	1-4	5	2	0	1	2	1	4	Mims	11	1-4	0-1	1-2	0-1	3	1	1	1	0	2	3
Ledbetter	19	1-4	0-1	0-0	0-0	0	2	3	2	0	0	2	Allen	11	2-3	1-1	2-3	0-0	0	0	0	0	0	0	7
Brown	7	0-0	0-0	2-2	0-0	0	1	2	3	0	0	2	Breeden	3	0-1	0-0	0-0	0-1	1	0	1	0	0	0	0
Bowers	14	3-5	0-0	2-5	1-0	1	1	0	0	0	0	8	Wilson	17	0-4	0-0	0-0	0-1	1	0	1	0	0	0	0
Team						1-2	3						Romero	12	0-0	0-0	0-0	1-1	2	3	0	1	0	1	0
Totals	200	22-54	3-11	13-20	7-24	31	23	18	12	4	5	60	Totals	200	24-54	7-17	16-27	9-28	37	20	14	17	3	8	71

FG%: Maryland, .407; Florida State, .444
3FG%: Maryland, .273; Florida State, .412
FT%: Maryland, .650; Florida State, .593
Technical Fouls: None

Officials: Larry Rose, Roger Ayers, Duke Edsall

Maryland 27 33 — 60
Florida State 37 34 — 71

GAME NUMBER 25

17-8, 7-7

Virginia Tech 72, Florida State 61

BLACKSBURG, Va. – Zabian Dowdell scored 15 of his 20 points in the second half and Virginia Tech pulled away midway through the second half to beat Florida State 72-61. The Hokies had four players in double figures and shot 61.5 percent from the floor in the second half. Jamon Gordon added 15 points for the Hokies, including seven straight when Virginia Tech went ahead to stay. Coleman Collins scored 13 and Deron Washington had 12 points and nine rebounds. Dowdell added five rebounds, five assists and four steals. Alexander Johnson led the Seminoles with 15 points and Al Thornton added 13. The game was tied at 27 at halftime and four times early in the second half. But Gordon gave the Hokies the lead for good at 41-40 with a layup and scored Virginia Tech's next five points as it led 46-42 with 12:52 left. Florida State got within 53-51 with 7:08 left, but the Hokies used a 7-0 run to rebuild their margin. Dowdell had the last four in the burst on a layup and jumper, and scored 13 points in the final 9:24. Florida State got as close as 60-56 with 3:58 to play, but the Hokies quickly responded with five points in a row and led by at least seven the rest of the way. Virginia Tech made 11 of 14 free throws in the second half.

Virginia Tech 72, Florida State 61
Cassell Coliseum

FL State	Min	FG	3FG	FT	O-D	Reb	F	A	T	B	S	Pts	Va. Tech	Min	FG	3FG	FT	O-D	Reb	F	A	T	B	S	Pts
Thornton	22	6-9	1-2	0-1	0-4	4	4	1	3	0	2	13	Washington	28	5-10	1-1	1-2	3-6	9	1	1	1	0	1	12
Johnson	26	6-9	0-1	3-5	3-6	9	3	0	2	1	0	15	Collins	31	4-7	0-0	5-6	0-4	4	3	1	3	1	0	13
Swann	27	3-9	1-4	0-0	2-1	3	0	3	0	0	5	7	Dowdell	31	7-13	2-3	4-5	0-5	5	3	5	5	0	4	20
Galloway	27	1-4	1-1	4-4	0-1	1	0	1	5	0	0	7	Gordon	36	5-12	0-1	5-7	1-0	1	3	3	2	1	4	15
Rich	31	3-9	0-2	0-0	0-0	0	4	3	2	0	0	6	Salles	36	3-4	0-0	0-0	2-2	4	1	2	5	0	0	6
Mims	13	1-3	0-0	4-5	2-0	2	2	1	0	0	0	6	Witherspoon	5	0-2	0-1	0-0	1-0	1	2	0	0	0	0	0
Allen	12	1-3	1-2	0-0	0-2	2	0	0	1	0	0	3	Diakite	9	0-0	0-0	0-0	0-1	1	4	0	1	0	0	0
Wilson	22	0-2	0-2	0-0	1-0	1	3	2	2	0	0	0	Vassallo	17	2-5	2-4	0-0	0-4	4	1	0	0	0	1	6
Romero	13	0-1	0-0	0-0	0-1	1	0	0	1	0	0	0	Tucker	7	0-1	0-0	0-0	0-1	1	1	0	0	0	0	0
Echelu	7	2-4	0-0	0-0	1-2	3	1	0	4	0	2	4	Team					2-1	3						
Team					0-2	2							Totals	200	26-54	5-10	15-20	9-24	33	19	12	17	2	10	72
Totals	200	23-53	4-14	11-15	9-19	28	17	11	20	1	9	61	Officials: Ted Valentine, Manny Upton, Tim Nestor												
FG%: Florida State, .434; Virginia Tech, .481													Florida State		27	34	—	61							
3FG%: Florida State, .286; Virginia Tech, .500													Virginia Tech		27	45	—	72							
FT%: Florida State, .733; Virginia Tech, .750																									
Technical Fouls: None																									

desperation shot caught the back of the rim but failed to fall for Miami. Hite scored a game-high 20 points for the Hurricanes. It was the first win in four games against Miami for Florida State, which greatly helped its cause for an NCAA Tournament bid by winning four of its final five games. The two teams traded leads before Miami went up 61-59 on a basket by Diaz, who scored 16 points, with 1:57 remaining. But the Hurricanes missed four of their final five shots, while the Seminoles converted 10 of 12 free throws down the stretch. Alexander Johnson had 14 points and 10 rebounds for the Seminoles, who outrebounded the Hurricanes 35-27 and shot 50 percent (5-for-10) on 3-pointers. Miami scored 15 of the first 18 points of the second half, taking a 45-38 lead on a 3-pointer by Hite with 12:29 remaining in the game. But Florida State responded by forging a 50-50 tie on a 3-pointer by Galloway at 8:08. The Seminoles regained the lead, going up 55-54 on a free throw by Jason Rich at 6:05. Hite had another 3-pointer to put the Hurricanes up 57-55 at 5:50.

Florida State 67, Miami 64
BankUnited Center

FL State	Min	FG	3FG	FT	O-D	Reb	F	A	T	B	S	Pts	Miami	Min	FG	3FG	FT	O-D	Reb	F	A	T	B	S	Pts
Thornton	32	5-11	0-1	8-10	7-6	13	2	0	2	0	0	18	King	27	4-5	0-0	2-4	2-3	5	4	1	1	1	1	10
Johnson	28	3-7	0-0	8-10	3-7	10	3	0	4	0	1	14	Hamilton	22	1-1	0-0	0-0	2-3	5	5	4	0	1	2	2
Swann	15	2-4	0-1	0-0	0-2	2	0	5	3	0	0	4	Harris	27	0-4	0-3	0-0	0-1	1	0	1	4	1	0	0
Galloway	33	2-4	1-2	3-5	0-1	1	0	4	2	0	1	8	Diaz	36	6-19	2-7	2-2	0-1	1	3	0	0	2	16	
Rich	29	2-8	0-1	3-4	1-2	3	3	2	0	1	0	7	Hie	34	8-15	4-7	0-0	0-5	5	4	2	2	1	2	20
Mims	7	1-1	1-1	0-2	0-1	1	1	0	1	0	0	3	Graham	10	1-1	0-0	0-0	0-1	1	1	1	0	2	0	2
Allen	11	1-2	1-1	0-0	0-1	1	0	1	2	0	1	3	Clemente	13	2-4	1-1	0-2	0-1	1	2	1	0	0	0	5
Wilson	25	1-3	1-2	0-0	0-0	0	2	0	0	0	0	3	Thomas	5	1-2	0-0	0-0	1-0	1	0	0	1	0	0	2
Romero	12	2-3	0-0	0-0	0-0	0	1	2	0	1	0	4	Asbury	10	0-1	0-0	0-0	1-0	1	1	1	0	0	1	0
Echelu	8	1-2	1-1	0-0	0-1	1	1	1	1	0	0	3	Hicks	16	2-3	0-0	3-4	3-1	4	2	1	0	0	0	7
Team					2-1	3							Team					1-1	2						
Totals	200	20-45	5-10	22-31	13-22	35	13	15	15	2	3	67	Totals	200	25-55	7-18	7-12	10-17	27	20	15	10	6	8	64
FG%: Florida State, .444; Miami, .455													Officials: Gary Maxwell, Michael Kitts, Larry Rose												
3FG%: Florida State, .500; Miami, .389																									
FT%: Florida State, .710; Miami, .583																									
Technical Fouls: None																									
													Florida State												
													30 32 — 67												
													Miami												
													35 34 — 64												

GAME NUMBER 26 18-8, 8-7

Florida State 79, Duke 74

TALLAHASSEE, Fla. — Alexander Johnson wasn't around for the finish of Florida State's one-point overtime loss to Duke earlier this season. In the second game, most of the Duke players weren't near the court when the Seminoles beat the top-ranked Blue Devils 79-74. Florida State fans prematurely stormed the court with 1.7 seconds left to play, but that only delayed the final buzzer that signaled the Seminoles' second win over No. 1 Duke in three years. J.J. Redick was 10-for-28 from the field and had 30 points for Duke while Sheldon Williams had 20 points. Johnson's basket, over Williams, with 1:06 left gave the Seminoles a 74-72 lead. Fans came onto the floor with Florida State ahead 77-72. The floor was cleared and Duke was awarded two free throws on a technical foul against Florida State for its players leaving the bench area. Redick made the foul shots to make it a three-point game, but Thornton, who was fouled as the premature celebration began, made two free throws for the final margin. The loss ended the run at an unbeaten ACC season for Duke. Thornton had 26 points for Florida State. The score was tied five times and there were four lead changes. Duke took its first lead in the second half at 43-42 on a dunk by Williams and built the lead to seven points. Duke went on an 11-5 run at the end of the first half to cut its deficit to 36-33. Redick accounted for eight points in the run with his first two 3-pointers of the game and two free throws.

Florida State 79, Duke 74
Donald L. Tucker Center


Duke	Min	FG	3FG	FT	O-D	Reb	F	A	T	B	S	Pts	FL State	Min	FG	3FG	FT	O-D	Reb	F	A	T	B	S	Pts	
McRoberts	26	1-2	0-0	0-0	1-5	6	5	3	1	3	1	2	Thornton	36	5-15	1-2	15-16	4-2	6	2	1	5	1	1	26	
Williams	32	8-13	0-0	4-7	9-7	16	5	1	6	4	2	20	Romero	15	2-4	1-2	0-1	2-2	4	1	0	0	0	1	5	
Paulus	28	2-4	0-0	0-0	1-3	4	3	2	4	0	0	4	Galloway	33	3-9	2-5	3-4	3-1	4	1	1	1	0	1	11	
Redick	39	10-28	4-14	6-6	1-1	2	2	4	4	0	0	30	Wilson	28	2-3	1-1	1-2	0-1	1	0	2	0	0	0	6	
Nelson	36	4-10	2-5	0-3	1-3	4	4	1	1	0	0	10	Rich	22	0-5	0-0	3-4	3-6	9	5	0	2	0	1	3	
Pocius	1	0-0	0-0	0-0	0-0	0	0	0	0	0	0	0	Swann	15	1-2	0-1	0-0	0-1	1	4	0	0	0	1	2	
Davidson	1	0-0	0-0	0-0	0-0	0	0	0	0	0	0	0	Mims	9	2-3	0-1	0-0	1-0	1	0	1	2	0	4	4	
Melchionni	13	2-3	2-2	0-1	0-0	0	4	0	0	0	0	6	Allen	14	0-3	0-2	0-0	0-1	1	3	1	0	0	0	0	
Dockery	20	1-3	0-1	0-0	2-1	3	2	1	0	0	0	2	Johnson	26	6-16	0-1	10-13	6-7	13	2	1	1	1	0	22	
Boykin	1	0-0	0-0	0-0	0-0	0	1	0	1	0	0	0	Echelu	2	0-0	0-0	0-0	0-0	0	0	0	0	0	1	0	
Boateng	2	0-0	0-0	0-0	0-0	0	2	0	0	0	0	0	Team					1-1	2							
Johnson	1	0-0	0-0	0-0	0-0	0	2	0	0	0	0	0	Totals	200	21-60	5-15	32-40	20-22	42	18	7	11	2	6	79	
Team					1-3	4							Officials: Bryan Kersey, Jamie Luckie, Bernard Clinton													
Totals	200	28-63	8-22	10-17	16-23	39	30	12	17	7	3	74	Duke		33	41	—	74								
FG%: Duke, .444; Florida State, .350													Florida State		36	43	—	79								
3FG%: Duke, .364; Florida State, .333																										
FT%: Duke, .588; Florida State, .800																										
Technical Fouls: None																										

GAME NUMBER 27 19-8, 9-7

Florida State 67, Miami 64

MIAMI, Fla. — Al Thornton scored 18 points and grabbed a game-high 13 rebounds as Florida State beat Miami 67-64 in both teams' regular season finale. Florida State scored its final eight points from the free-throw line, including five from Thornton, as the Seminoles took control after trailing Miami for much of the second half. Thornton's final two free throws gave the Seminoles a 66-61 lead with eight seconds remaining. Miami's Guillermo Diaz hit a 3-pointer to pull the Hurricanes within two 5 seconds later, but Florida State sealed the win when Todd Galloway converted 1-of-2 free throws with 2.6 seconds left. Robert Hite's 80-foot

Andrew Wilson
scored six points and
added two assists as
Florida State defeated
No. 1 ranked Duke on
March 1, 2006.



GAME NUMBER 28 19-9, 9-7

Wake Forest 78, Florida State 66

GREENSBORO, N.C. – Justin Gray had 25 points and Eric Williams added 14 to help Wake Forest beat Florida State 78-66 in the first round of the Atlantic Coast Conference tournament. Chris Ellis swished a 3-pointer to give the Demon Deacons the lead for good with about 3 1/2 minutes left, and they pulled away from there for their second-straight win. Al Thornton had 17 points before fouling out and Isaiah Swann scored 12 for the Seminoles. This one appeared to be going their way, too. Thornton's layup early in the second half gave them a 45-34 lead, and the margin still was seven following a 3 from Swann with 6:40 remaining. Yet Florida State went nearly six minutes without a basket, and Wake Forest took advantage. An 11-0 run did the trick, and it started with Williams' post up move as he was fouled. He failed to make the free throw, but his teammates picked up the slack. Trent Strickland drove down the lane and Gray converted a pair at the line to bring the Deacons within one. Gray finished with eight assists and only one turnover, and Strickland grabbed all 10 of his rebounds on the defensive end. Ellis and Michael Drum each scored 10 points, while Todd Galloway had 10 for Florida State.

Wake Forest 78, Florida State 66
Greensboro Coliseum

Wake	Min	FG	3FG	FT	O-D	Reb	F	A	T	B	S	Pts	Fl. State	Min	FG	3FG	FT	O-D	Reb	F	A	T	B	S	Pts
Ellis	28	3-6	3-5	1-2	1-2	3	0	1	2	0	10	17	Thornton	36	6-16	1-4	4-5	3-5	8	5	0	3	0	0	17
Strickland	37	3-6	1-4	0-1	0-10	10	3	2	1	0	1	7	Rich	18	3-5	0-1	1-2	0-2	2	4	1	2	0	1	7
Williams	29	6-9	0-0	2-4	5-4	9	3	1	3	0	1	14	Johnson	21	2-5	0-0	2-3	1-2	3	4	0	3	2	0	6
Gray	39	6-15	1-9	12-15	0-4	4	2	8	1	0	1	25	Swann	25	4-11	3-8	1-2	0-2	2	4	1	0	0	2	12
Drum	21	3-7	2-3	2-2	0-0	0	2	1	2	0	1	10	Galloway	31	5-10	0-4	0-2	0-5	5	3	4	2	0	0	10
Hale	21	1-6	0-2	3-4	0-4	4	3	2	3	0	1	5	Mims	9	0-0	0-0	2-2	0-0	0	2	3	1	0	1	2
Stanley	3	0-1	0-1	0-0	0-0	0	0	0	0	0	0	0	Allen	8	1-3	1-1	0-0	0-1	1	1	0	0	0	0	3
Swinton	10	1-2	0-0	3-4	2-3	5	2	0	2	0	0	5	Breeden	2	0-0	0-0	0-0	0-0	0	0	0	0	0	0	0
Visser	12	1-1	0-0	0-0	1-2	3	2	0	1	0	0	2	Wilson	28	2-6	1-3	0-0	0-1	1	1	0	0	0	2	5
Team													Romero	15	0-0	0-0	2-2	0-2	2	2	0	0	0	0	2
Totals	200	24-53	7-24	23-32	13-31	44	20	14	14	2	5	78	Echelu	7	1-1	0-0	0-0	0-1	1	1	0	0	0	0	2
													Team					1-0	1						
													Totals	200	24-57	6-21	12-18	5-21	26	27	9	11	2	6	66

FG%: Wake Forest, .453; Florida State, .421
3FG%: Wake Forest, .292; Florida State, .286
FT%: Wake Forest, .719; Florida State, .667
Technical Fouls: None

Officials: Jamie Luckie, Les Jones, Sean Hull

Wake Forest 32 46 — 78
Florida State 40 26 — 66

GAME NUMBER 29 20-9, 9-7

Florida State 67, Butler 63

TALLAHASSEE, Fla. – Alexander Johnson's two baskets in the final minute lifted Florida State to a 67-63 win over cold-shooting Butler in the first round of the National Invitational Tournament. Johnson's jump-hook put the Seminoles ahead 64-63 with 51 seconds left and his putback on a missed free throw by Ralph Mims with 19.4 seconds sealed the victory for a team intent on proving that it was slighted when it was left out of the NCAA tournament field. Avery Sheets' 3-point basket with 2:22 left to give Butler a 63-61 lead. The 6-10 Johnson finished with 20 points and nine rebounds while teammate Jason Rich, who sparked an early second-half run, led all scorers with a career best 22, including 13 in the second half. Brandon Polk led Butler with 21 points, but was limited to just five in the second half. The Bulldogs shot an icy 33.8 percent in the game and were just eight of 37 from 3-point distance. Four quick Rich baskets helped Florida State gain a 47-36 lead. Butler scored 11 of the next 15 points to pull within 50-48 with 9:21 remaining. Florida State started the game with an 11-2 lead as Butler hit just one of its first 10 shots and just three of their first 21 but still were within three, 33-30, at halftime. Polk scored 16 in the half to keep the Bulldogs in the game.

Al Thornton led Florida State to the second round of the NIT in 2006. The Seminoles have advanced to the post-season twice in the last three seasons.

Florida State 67, Butler 63
Donald L. Tucker Center

Butler	Min	FG	3FG	FT	O-D	Reb	F	A	T	B	S	Pts	Fl. State	Min	FG	3FG	FT	O-D	Reb	F	A	T	B	S	Pts
Polk	38	8-12	1-1	4-5	3-4	7	3	0	1	2	0	21	Thornton	23	2-5	1-2	0-0	2-5	7	3	1	2	2	1	5
Crone	21	5-10	1-5	1-1	2-0	2	5	1	0	0	4	12	Johnson	27	8-9	0-1	4-8	2-7	9	4	1	3	0	0	20
Horan	34	4-12	4-12	0-0	1-2	3	1	4	1	0	0	12	Swann	30	2-7	0-3	2-2	1-1	2	1	3	1	0	1	6
Graves	37	3-18	0-11	2-2	0-4	4	2	0	2	0	1	8	Galloway	12	0-0	0-0	0-0	0-0	0	1	0	2	0	0	0
Sheets	37	2-12	2-8	2-2	2-3	5	2	2	2	0	4	8	Rich	33	10-17	0-1	2-3	0-8	8	0	0	4	0	1	22
Belko	15	0-0	0-0	0-0	1-2	3	1	2	1	0	0	0	Mims	28	1-5	0-0	2-6	1-5	6	1	6	0	0	0	4
Ligon	14	0-1	0-0	2-2	0-4	4	1	1	1	0	0	2	Allen	5	0-3	0-0	1-2	0-2	2	0	0	0	0	0	1
Streichner	5	0-0	0-0	0-0	0-1	1	0	0	0	0	0	0	Breeden	3	1-1	1-1	0-0	0-0	0	0	1	0	0	1	3
Team													Wilson	24	1-3	0-2	0-0	2-1	3	0	0	2	0	0	2
Totals	200	22-65	8-37	11-12	11-21	32	15	11	8	2	9	63	Romero	11	2-3	0-0	0-0	1-3	4	4	0	0	0	0	4
													Echelu	4	0-2	0-0	0-0	2-0	2	2	0	1	0	0	0
													Team					1-0	1						
													Totals	200	27-55	2-10	11-21	12-32	44	16	12	15	2	4	67

FG%: Butler, .338; Florida State, .491
3FG%: Butler, .216; Florida State, .200
FT%: Butler, .917; Florida State, .524
Technical Fouls: None

Officials: Earl Walton, Mike Nance, Kevin Mathis

Butler 30 33 — 63
Florida State 33 34 — 67

GAME NUMBER 30 20-10, 9-7

South Carolina 69, Florida State 68 (OT)

TALLAHASSEE, Fla. – Tarence Kinsey hit three free throws in the final 26 seconds of overtime and South Carolina beat Florida State 69-68 to keep alive its hopes of repeating as the National Invitation Tournament champions. Todd Galloway's two free throws got Florida State within one with five seconds left and the Seminoles stole the inbounds pass, but Galloway's desperation jumper was blocked by Rocky Trice as the game ended. The Gamecocks thought they had the game won in regulation when Renaldo Balkman banked in a short jumper at the buzzer with the game tied at 58, but officials ruled it was too late. Balkman's tip-in and Tre Kelley's layup gave South Carolina a quick 62-58 lead in the overtime but Alexander Johnson hit a pair of free throws and Al Thornton scored underneath to tie it at 62. Kelley then drove the lane again for a layup and South Carolina didn't trail again. Kelley scored 17 points for the Gamecocks. Kinsey finished with 14 points, Trice 12, and Brandon Wallace 11 while Balkman had eight points and a game-high 13 rebounds. Johnson led Florida State with 22 points and 10 rebounds while Isaiah Swann scored 13 of his 16 points in the second half.

South Carolina 69, Florida State 68 (OT)
Donald L. Tucker Center

S. Car.	Min	FG	3FG	FT	O-D	Reb	F	A	T	B	S	Pts	Fl. State	Min	FG	3FG	FT	O-D	Reb	F	A	T	B	S	Pts
Kinsey	43	5-10	1-5	3-4	1-3	4	1	3	2	1	1	14	Thornton	36	4-10	0-1	0-0	4-2	6	2	0	3	0	0	8
Balkman	42	4-9	0-1	0-1	6-7	13	4	3	1	1	5	8	Johnson	33	10-16	0-2	2-2	5-5	10	3	1	5	0	1	22
Wallace	42	5-10	1-3	0-0	4-3	7	3	1	0	5	0	11	Swann	32	6-13	3-5	1-2	0-3	3	1	3	6	0	2	16
Kelley	43	8-20	0-7	1-2	0-5	5	3	6	4	0	2	17	Galloway	32	1-5	1-4	2-2	1-3	4	3	1	0	0	0	5
Trice	31	5-7	2-3	0-0	0-1	1	1	1	0	2	1	12	Rich	32	1-6	0-0	2-2	0-2	2	3	5	1	0	1	4
McDowell	5	0-2	0-2	0-0	0-0	0	0	0	0	0	0	0	Mims	13	0-1	0-0	0-0	0-2	2	0	2	1	0	0	0
Sheldon	13	3-6	1-2	0-0	1-0	1	0	1	0	0	0	7	Allen	5	0-4	0-1	0-0	0-0	0	0	1	0	0	0	0
Day	6	0-2	0-2	0-0	1-0	1	1	0	1	0	0	0	Breeden	3	0-0	0-0	1-2	0-0	0	0	0	0	0	1	1
Team													Wilson	24	4-5	1-1	2-2	3-0	3	0	1	0	0	0	11
Totals	225	30-66	5-25	4-7	13-33	33	13	15	8	9	9	69	Romero	12	0-0	0-0	1-2	0-5	5	0	0	0	0	0	0
													Echelu	3	0-2	0-0	0-0	0-0	0	0	0	0	0	0	0
													Team					3-3	6						
													Totals	225	26-62	5-14	11-14	16-25	41	12	14	16	0	5	68

FG%: South Carolina, .455; Florida State, .419
3FG%: South Carolina, .200; Florida State, .357
FT%: South Carolina, .517; Florida State, .786
Technical Fouls: None

Officials: Jeffery Clark, William Laubenstein, Glenn Mayborg

South Carolina 22 36 11 — 69
Florida State 25 33 10 — 68





Todd Galloway played on two NIT teams during his four-year, varsity letter-winning career as a Seminole.

2005-06 STATISTICS

INDIVIDUAL STATISTICS – ALL GAMES

Record: 20-10 **Home:** 14-3 **Away:** 4-6 **Neutral:** 2-1

Player	G-GS	Min-Avg.	Field Goals		3-Point		Free Throws		Rebounds			PF-DQ	AT	TO	BL	ST	Pts.-Avg
			FG-FGA	Pct.	3P-A	Pct.	FT-FTA	Pct.	Off	Def	Tot-Avg.						
Thornton, A.	30-30	871-29.0	171-330	.518	20-42	.476	122-164	.744	87	121	208-6.9	75-2	37	73	9	29	484-16.1
Johnson, A.	29-28	723-24.9	127-235	.540	9-29	.310	120-170	.706	74	142	216-7.4	93-5	21	82	30	31	383-13.2
Rich, J.	30-29	808-26.9	125-267	.468	8-45	.178	42-57	.737	26	67	93-3.1	70-1	49	50	10	36	300-10.0
Swann, I.	30-29	673-22.4	92-208	.442	33-100	.330	34-52	.654	13	49	62-2.1	63-1	87	62	4	47	251-8.4
Galloway, T.	30-30	844-28.1	73-167	.437	30-78	.385	49-80	.613	10	55	65-2.2	61-1	93	66	1	48	225-7.5
Wilson, A.	30-2	589-19.6	61-118	.517	41-82	.500	26-34	.765	19	35	54-1.8	32-1	23	25	1	10	189-6.3
Romero, D.	30-2	475-15.8	39-64	.609	8-16	.500	31-45	.689	18	61	79-2.6	51-1	15	24	7	10	117-3.9
Mims, R.	30-0	373-12.4	27-80	.338	7-23	.304	52-66	.788	17	29	46-1.5	25-0	52	37	2	16	113-3.8
Allen, J.	30-0	358-11.9	38-96	.396	17-43	.395	5-10	.500	12	30	42-1.4	34-0	18	21	0	10	98-3.3
Breeden, C.	22-0	150-6.8	22-47	.468	7-20	.350	11-17	.647	9	17	26-1.2	24-0	9	15	5	10	62-2.8
Echefu, U.	29-0	214-7.4	26-58	.448	4-11	.364	12-22	.545	14	27	41-1.4	34-1	5	24	3	14	68-2.3
Hoff, B.	4-0	12-3.0	2-5	.400	0-0	.000	2-2	1.000	1	1	2-0.5	2-0	0	0	0	1	6-1.5
Zitani, M.	4-0	10-2.5	3-6	.500	0-1	.000	0-0	.000	1	0	1-0.3	0-0	0	1	0	0	6-1.5
Team									34	51	85-2.7	1		4			
FSU	30	6,100	806-1681	.479	184-490	.376	506-719	.704	338	681	1,019-34.0	564-13	409	782	72	262	2,302-76.7
Opponents	30	6,102	718-1666	.431	225-633	.355	416-576	.722	335	631	966-32.2	625-21	384	545	83	204	2,077-69.2

INDIVIDUAL STATISTICS – ACC GAMES ONLY

Record: 9-7 (5th place) **Home:** 6-2 **Away:** 3-5

Player	G-GS	Min-Avg.	Field Goals		3-Point		Free Throws		Rebounds			PF-DQ	AT	TO	BL	ST	Pts.-Avg
			FG-FGA	Pct.	3P-A	Pct.	FT-FTA	Pct.	Off	Def	Tot-Avg.						
Thornton, A.	16-16	514-32.1	105-203	.517	11-24	.458	73-99	.737	46	64	110-6.9	39-1	23	42	6	16	294-18.4
Johnson, A.	16-15	421-26.3	70-137	.511	6-18	.333	75-102	.735	41	88	129-8.1	55-3	11	43	18	18	221-13.8
Rich, J.	16-16	459-28.7	64-142	.451	3-18	.167	25-32	.781	14	30	44-2.8	43-1	27	25	7	16	156-9.8
Swann, I.	16-15	358-22.4	45-106	.425	15-47	.319	25-32	.781	11	24	35-2.2	42-1	51	34	1	23	130-8.1
Galloway, T.	16-16	478-29.9	35-83	.422	18-42	.429	27-40	.675	5	31	36-2.3	35-0	51	42	1	24	115-7.2
Wilson, A.	16-1	324-20.3	30-60	.500	21-44	.477	13-20	.650	5	19	24-1.5	17-0	13	14	1	4	94-5.9
Mims, R.	16-0	176-11.0	13-37	.351	2-8	.250	23-31	.742	9	11	20-1.3	11-0	21	21	2	8	51-3.2
Allen, J.	16-0	196-12.3	18-42	.429	9-20	.450	4-5	.800	4	16	20-1.3	25-0	10	11	0	7	49-3.1
Romero, D.	16-1	245-15.3	18-35	.514	5-10	.500	6-11	.545	9	24	33-2.1	28-1	10	7	5	5	47-2.9
Echefu, U.	15-0	74-4.9	11-21	.524	3-5	.600	6-10	.600	5	10	15-1.0	10-0	2	12	1	7	31-2.1
Breeden, C.	8-0	30-3.8	5-16	.313	1-6	.167	0-0	.000	2	3	5-0.6	5-0	1	4	0	1	11-1.4
Team									17	26	43-2.7	1		4			
FSU	16	3275	414-882	.469	94-242	.388	277-382	.725	168	340	508-31.8	310-7	220	256	42	129	1199-74.9
Opponents	16	3276	408-899	.454	126-310	.406	245-332	.738	185	345	530-33.1	340-14	229	276	48	114	1187-74.2

OPPONENT RANKINGS – ALL GAMES

Date	Ranking	Opponent	Site	W/L	Score
Nov. 25, 2005	No. 14	Florida	Gainesville, Fla.	L	66-74
Jan. 14, 2006	No. 15	Boston College	Chestnut Hill, Mass.	L	87-90
Jan. 22, 2006	No. 24	North Carolina	Tallahassee, Fla.	L	80-81
Feb. 4, 2006	No. 2	Duke	Durham, N.C.	L	96-97 (OT)
March 1, 2006	No. 1	Duke	Tallahassee, Fla.	W	79-74



Al Thornton scored 12 points and pulled down 12 rebounds in the Seminoles' 74-68 victory over Virginia Tech on Jan. 7, 2006.

SCORE BY HALVES

ALL GAMES

	1	2	OT	Total	Deadball Rebounds
FSU	1,142	1,119	41	2,302	112
Opponents	944	1,089	44	2,077	100

ACC GAMES

	1	2	OT	Total	Deadball Rebounds
FSU	578	590	31	1,199	56
Opponents	545	609	33	1,187	52

2005-06 STATISTICS

GAME-BY-GAME SUMMARY

Overall Record: 20-10; Atlantic Coast Conference: 9-7

Date	Opponent	W/L	Score	Record	ACC	Att.	High Scorer	High Rebounder	Opp High Scorer	Opp High Rebounder
Nov. 19	@Jacksonville	W	78-48	1-0	0-0	5,688	Rich13	Thornton.....10 Romero.....10 Thornton.....10	Kimbrough.....9	Allen.....6 Brown.....6 Jackson.....7 Wyatt.....7 Horford.....9 Landry.....6 Kiefer.....6 Mason.....5 Hooper.....5 Jones.....12
Nov. 21	Alcorn St.	W	85-67	2-0	0-0	5,550	Thornton.....31		Douglass.....21	
Nov. 25	@Florida	L	74-66	2-1	0-0	12,599	Wilson.....13	Johnson.....5	Green.....15	
Nov. 29	Purdue	W	97-57	3-1	0-0	7,022	Johnson.....14	Rich.....4 Romero.....4 Johnson.....9	Spates.....13	
Dec. 2	Louisiana-Monroe	W	85-62	4-1	0-0	6,009	Thornton.....17		Perkins.....16	
Dec. 7	Texas Southern	W	90-59	5-1	0-0	5,508	Thornton.....15 Rich.....15 Galloway.....14	Rich.....11	Count.....13 Jones.....13 Samarco.....27	
Dec. 17	Bowling Green	W	71-60	6-1	0-0	5,688		Johnson.....11		Marshall.....5 Samarco.....5 Hollingsworth.....4 Eackles.....6 Dourisseau.....11 Akingbala.....8 Dowdell.....5 Gordon.....5 Cain.....6
Dec. 20	Stetson	W	75-57	7-1	0-0	4,830	Johnson.....20	Thornton.....6	Register.....17	
Dec. 22	Campbell	W	108-73	8-1	0-0	4,684	Johnson.....15	Thornton.....10	Latham.....19	
Dec. 31	Nebraska	W	74-60	9-1	0-0	10,916	Swann.....16	Thornton.....12	McCray.....14	
Jan. 4	@Clemson	L	55-61	9-2	0-1	4,800	Thornton.....12	Thornton.....8	Robinson.....12	
Jan. 7	Virginia Tech	W	74-68	10-2	1-1	6,357	Thornton.....21	Thornton.....12	Witherspoon.....19	
Jan. 11	@Virginia	W	87-82	11-2	2-1	7,556	Thornton.....22	Thornton.....9 Johnson.....9	Singletary.....27	
Jan. 14	@Boston College	L	87-90	11-3	2-2	8,606	Thornton.....37	Swann.....7	Smith.....28	
Jan. 22	North Carolina	L	80-81	11-4	2-3	11,589	Thornton.....19 Swann.....19	Johnson.....7	Miller.....18	
Jan. 24	@Wake Forest	W	75-68	12-4	3-3	14,665	Wilson.....18	Thornton.....7	Gray.....19	
Jan. 29	Miami	L	78-84	12-5	3-4	5,948	Rich.....20	Johnson.....10	Hite.....31	
Feb. 1	Clemson	W	69-59	13-5	4-4	7,307	Thornton.....15	Johnson.....11	Powell.....14	
Feb. 4	@Duke	L	96-97	13-6	4-5	9,314	Thornton.....37	Thornton.....15	Redick.....36	
Feb. 9	Georgia Tech	W	80-79	14-6	5-5	8,011	Johnson.....14	Johnson.....5 Wilson.....5 Johnson.....13	Dickey.....19 Fredrick.....19 Life.....14	
Feb. 12	Massachusetts	W	73-63	15-6	5-5	7,813	Johnson.....17			
Feb. 15	@NC State	L	64-86	15-7	5-6	17,103	Johnson.....15	Johnson.....9	Atsur.....19	
Feb. 18	Virginia	W	76-62	16-7	6-6	8,567	Wilson.....21	Johnson.....13	Reynolds.....18	
Feb. 22	Maryland	W	71-60	17-7	7-6	8,751	Thornton.....27	Thornton.....12	Caner-Medley.....19	
Feb. 25	@Virginia Tech	L	61-72	17-8	7-7	9,847	Johnson.....15	Johnson.....9	Dowdell.....20	
Mar. 1	Duke	W	79-74	18-8	8-7	12,100	Thornton.....26	Johnson.....13	Williams.....20	
Mar. 5	@Miami	W	67-64	19-8	9-7	5,809	Thornton.....18	Thornton.....13	Hite.....20	
Mar. 9	Wake Forest	L	66-78	19-9	9-7	23,745	Thornton.....17	Thornton.....8	Gray.....25	
Mar. 17	Butler	W	67-63	20-9	9-7	5,187	Rich.....22	Johnson.....9	Polk.....21	
Mar. 21	South Carolina	L	68-69	20-10	9-7	6,130	Johnson.....22	Johnson.....22	Kelley.....17	

Total Attendance: 290,222
Average: 9,674

Home Attendance: 124,363
Average: 7,315

Away Attendance: 125,420
Average: 9,599

Neutral Attendance: 40,439
Average: 13,449

Home Games: 17
Away Games: 10

Neutral Games: 3
Total Games: 30

SEASON SUPERLATIVES

30-Point Games

Al Thornton, 3

(31 vs. Alcorn State, Nov. 21, 2005); (37 vs. Boston College, Jan. 14, 2006); (37 vs. Duke, Feb. 4, 2006)

20-Point Games

Alexander Johnson, 4

(20 vs. Stetson, Dec. 20, 2005); (22 vs. Duke, Mar. 1, 2006); (20 vs. Butler, Mar. 17, 2006); (22 vs. South Carolina, Mar. 21, 2006)

Al Thornton, 4

(21 vs. Virginia Tech, Jan. 7, 2006); (22 vs. Virginia, Jan. 11, 2006); (27 vs. Maryland, Feb. 22, 2006); (26 vs. Duke, Mar. 1, 2006)

Jason Rich, 3

(20 vs. Miami, Jan. 29, 2006); (20 vs. Duke, Feb. 4, 2006); (22 vs. Butler, Mar. 17, 2006)

Andrew Wilson, 1

(21 vs. Virginia, Feb. 18, 2006)

10-Rebound Games

Alexander Johnson, 9

(11 vs. Bowling Green, Dec. 17, 2005); (10 vs. Miami, Jan. 29, 2006);

(11 vs. Clemson, Feb. 1, 2006); (11 vs. Duke, Feb. 4, 2006); (13 vs. UMass, Feb. 12, 2006); (13 vs. Virginia, Feb. 18, 2006); (13 vs. Duke, Mar. 1, 2006); (10 vs. Miami, Mar. 5, 2006); (10 vs. South Carolina, Mar. 21, 2006)

Al Thornton, 9

(10 vs. Jacksonville, Nov. 19, 2005); (10 vs. Alcorn State, Nov. 21, 2005); (10 vs. Bowling Green, Dec. 17, 2005); (10 vs. Campbell, Dec. 22, 2005); (12 vs. Nebraska, Dec. 31, 2005); (12 vs. Virginia Tech, Jan. 7, 2006); (15 vs. Duke, Feb. 4, 2006); (12 vs. Maryland, Feb. 22, 2006); (13 vs. Miami, Mar. 5, 2006)

Diego Romero, 1

(11 vs. Jacksonville, Nov. 19, 2005)

Jason Rich, 1

(11 vs. Texas Southern, Dec. 7, 2005)

Games As Leading Scorer

Al Thornton, 14

(31 vs. Alcorn State, Nov. 21, 2005); (17 vs. Louisiana-Monroe, Dec. 2, 2005); (15 vs. Texas Southern, Dec. 7, 2005); (12 vs. Clemson, Jan. 4, 2006); (21 vs. Virginia Tech, Jan. 7, 2006); (22 vs. Virginia, Jan. 11, 2006); (37 vs. Boston College, Jan. 14, 2006); (19 vs. North Carolina, Jan. 22, 2006); (15 vs. Clemson, Feb. 1, 2006); (37 vs. Duke, Feb. 4, 2006); (27 vs. Maryland, Feb. 22, 2006); (26 vs. Duke, Mar. 1, 2006); (18 vs. Miami, Mar. 5, 2006); (17 vs. Wake Forest, Mar. 9, 2006)

(continued on page 114)

2005-06 STATISTICS

SEASON SUPERLATIVES

Games As Leading Scorer (continued from page 113)

Alexander Johnson, 8

(14 vs. Purdue, Nov. 29, 2005); (20 vs. Stetson, Dec. 20, 2005); (15 vs. Campbell, Dec. 22, 2005); (14 vs. Georgia Tech, Feb. 9, 2006); (17 vs. UMass, Feb. 12, 2006); (15 vs. NC State, Feb. 15, 2006); (15 vs. Virginia Tech, Feb. 25, 2006); (22 vs. South Carolina, Mar. 21, 2006)

Jason Rich, 4

(13 vs. Jacksonville, Nov. 19, 2005); (15 vs. Texas Southern, Dec. 7, 2005); (20 vs. Miami, Jan. 29, 2006); (22 vs. Butler, Mar. 17, 2006)

Andrew Wilson, 3

(13 vs. Florida, Nov. 25, 2005); (18 vs. Wake Forest, Jan. 24, 2006); (21 vs. Virginia, Feb. 18, 2006)

Isaiah Swann, 2

(16 vs. Nebraska, Dec. 31, 2005); (19 vs. North Carolina, Jan. 22, 2006)

Todd Galloway, 1

(14 vs. Bowling Green, Dec. 17, 2005)

Games As Leading Rebounder

Alexander Johnson, 15

(5 vs. Florida, Nov. 25, 2005); (9 vs. Louisiana-Monroe, Dec. 2, 2005); (11 vs. Bowling Green, Dec. 17, 2005); (9 vs. Virginia, Jan. 11, 2006); (7 vs. North Carolina, Jan. 22, 2006); (10 vs. Miami, Jan. 29, 2006); (11 vs. Clemson, Feb. 1, 2006); (5 vs. Georgia Tech, Feb. 9, 2006); (13 vs. UMass, Feb. 12, 2006); (9 vs. NC State, Feb. 15, 2006); (13 vs. Virginia, Feb. 18, 2006); (9 vs. Virginia Tech, Feb. 25, 2006); (13 vs. Duke, Mar. 1, 2006); (9 vs. Butler, Mar. 17, 2006); (10 vs. South Carolina, Mar. 21, 2006)

Al Thornton, 13

(10 vs. Jacksonville, Nov. 19, 2005); (10 vs. Alcorn State, Nov. 21, 2005); (6 vs. Stetson, Dec. 20, 2005); (10 vs. Campbell, Dec. 22, 2005); (12 vs. Nebraska, Dec. 31, 2005); (8 vs. Clemson, Jan. 4, 2006); (12 vs. Virginia Tech, Jan. 7, 2006); (9 vs. Virginia, Jan. 11, 2006); (7 vs. Wake Forest, Jan. 24, 2006); (15 vs. Duke, Feb. 4, 2006); (12 vs. Maryland, Feb. 22, 2006); (13 vs. Miami, Mar. 5, 2006); (8 vs. Wake Forest, Mar. 9, 2006)

Diego Romero, 2

(10 vs. Jacksonville, Nov. 19, 2005); (4 vs. Purdue, Nov. 29, 2005)

Jason Rich, 2

(4 vs. Purdue, Nov. 29, 2005); (11 vs. Texas Southern, Dec. 7, 2005)

Isaiah Swann, 1

(7 vs. Boston College, Jan. 14, 2006)

Andrew Wilson, 1

(5 vs. Georgia Tech, Feb. 9, 2006)

Double-Doubles

Alexander Johnson, 9

(12 points and 11 rebounds vs. Bowling Green, Dec. 17, 2005); (17 points and 10 rebounds vs. Miami, Jan. 29, 2006); (12 points and 11 rebounds vs. Clemson, Feb. 1, 2006); (13 points and 11 rebounds vs. Duke, Feb. 4, 2006); (17 points and 13 rebounds vs. UMass, Feb. 12, 2006); (15 points and 13 rebounds vs. Virginia, Feb. 18, 2006); (22 points and 13 rebounds vs. Duke, Mar. 1, 2006); (14 points and 10 rebounds vs. Miami, Mar. 5, 2006); (22 points and 10 rebounds vs. South Carolina, Mar. 21, 2006)

Al Thornton, 8

(12 points and 10 rebounds vs. Jacksonville, Nov. 19, 2005); (31 points and 10 rebounds vs. Alcorn State, Nov. 21, 2005); (11 points and 10 rebounds vs. Campbell, Dec. 22, 2005); (11 points and 12 rebounds vs. Nebraska, Dec. 31, 2005); (21 points and 12 rebounds vs. Virginia Tech, Jan. 7, 2006); (37 points and 15 rebounds vs. Duke, Feb. 4, 2006); (27 points and 12 rebounds vs. Maryland, Feb. 22, 2006); (18 points and 13 rebounds vs. Miami, Mar. 5, 2006)

Jason Rich, 1

(15 points and 11 rebounds vs. Texas Southern, Dec. 7, 2005)

Diego Romero, 1

(11 points and 10 rebounds vs. Jacksonville, Nov. 19, 2005)

GAME-BY-GAME – POINTS, REBOUNDS, ASSISTS

Opponent	Allen	Breeden	Echefu	Galloway	Hoff	Johnson	Mims	Rich	Romero	Swann	Thorton	Wilson	Zitani
at Jacksonville	9-2-0	5-4-1	4-4-0	2-1-0	2-1-0	DNP	8-5-2	13-3-1	11-10-2	9-3-3	12-10-2	3-2-1	0-0-0
Alcorn State	2-1-0	4-1-1	5-2-0	7-3-8	DNP	14-4-0	5-2-1	10-2-3	2-2-0	5-1-2	31-0-0	0-1-0	DNP
at Florida	0-0-1	3-1-1	5-0-0	11-4-5	DNP	3-5-1	0-2-0	8-3-1	9-3-1	5-2-3	9-1-1	13-2-0	DNP
Purdue	6-2-0	7-0-0	8-3-1	11-2-6	0-0-0	14-3-1	7-0-3	7-4-2	8-4-1	12-2-2	12-2-1	3-0-0	2-1-0
Louisiana-Monroe	7-3-0	9-2-0	2-5-0	7-2-3	0-1-0	10-9-1	2-2-3	10-4-2	7-3-0	7-1-1	17-5-2	7-5-2	0-0-0
Texas Southern	14-4-2	2-5-0	0-3-0	5-1-5	DNP	6-5-0	10-1-2	15-11-2	2-0-0	10-2-2	15-8-2	11-4-0	DNP
vs. Bowling Green	0-2-0	3-2-0	4-3-0	14-2-3	DNP	12-11-0	0-0-1	10-0-0	6-4-0	4-3-6	9-10-0	9-4-0	DNP
Stetson	0-2-1	4-0-0	0-1-0	11-2-1	DNP	20-5-2	2-1-2	11-4-0	8-2-0	5-1-3	17-6-1	3-2-1	DNP
Campbell	7-2-2	10-6-4	5-1-0	10-1-1	4-0-0	15-7-1	11-2-3	10-2-2	8-2-0	8-1-3	11-10-3	5-3-1	4-0-0
vs. Nebraska	0-0-0	0-0-0	0-1-2	6-2-3	DNP	3-3-0	9-3-1	8-3-0	6-5-1	16-2-2	11-12-1	15-0-2	DNP
at Clemson	5-4-0	2-2-0	0-0-0	5-2-4	DNP	11-0-0	0-0-0	8-4-1	0-0-0	6-0-2	12-8-0	6-4-0	DNP
Virginia Tech	2-0-0	DNP	DNP	2-3-3	DNP	10-6-0	8-2-2	9-2-1	0-0-0	8-3-3	12-12-0	14-1-1	DNP
at Virginia	2-0-0	0-1-0	0-0-0	7-2-6	DNP	16-9-0	2-0-2	12-4-4	8-2-1	17-1-3	22-9-2	1-1-2	DNP
at Boston College	0-2-0	2-0-0	0-2-0	15-5-3	DNP	7-3-0	0-1-0	7-0-2	5-3-0	14-7-8	37-6-1	0-0-0	DNP
North Carolina	3-1-1	DNP	2-2-0	0-1-3	DNP	17-7-0	0-2-1	12-1-0	2-1-1	19-0-5	19-5-1	6-2-1	DNP
at Wake Forest	11-2-0	DNP	2-2-0	2-3-5	DNP	14-6-3	1-1-2	5-4-1	5-3-0	4-3-3	13-7-3	18-1-0	DNP
Miami	5-0-0	DNP	0-0-0	17-2-3	DNP	17-10-2	0-0-1	20-2-2	7-4-2	9-1-4	0-0-2	3-1-1	DNP
Clemson	6-1-1	2-0-1	4-1-0	5-5-2	DNP	12-11-0	0-0-3	13-6-0	0-2-3	8-1-1	15-4-1	4-3-0	DNP
at Duke	0-2-2	0-0-0	0-0-0	8-2-2	DNP	13-11-0	9-2-4	20-3-1	7-4-1	2-6-3	37-15-5	0-0-0	DNP
Georgia Tech	0-2-0	5-0-0	5-0-0	9-1-4	DNP	14-5-2	0-2-0	12-2-4	2-3-0	13-3-4	10-4-1	10-5-1	DNP
Massachusetts	0-1-1	0-0-0	2-0-0	11-0-2	DNP	17-13-1	2-0-2	9-1-3	2-0-0	6-2-2	16-3-1	8-0-2	DNP
at NC State	0-2-2	0-1-0	6-1-0	3-1-2	DNP	15-9-1	11-2-1	6-0-1	2-1-0	5-1-2	14-1-2	2-1-1	DNP
Virginia	2-0-2	DNP	2-1-0	12-1-5	DNP	15-13-2	4-1-2	10-3-2	0-3-0	0-1-1	10-4-2	21-1-1	DNP
Maryland	7-0-0	0-1-0	3-2-1	4-2-3	DNP	9-7-0	3-3-1	6-1-3	0-2-0	12-2-4	27-12-1	0-1-1	DNP
at Virginia Tech	3-2-0	DNP	4-3-0	7-1-1	DNP	15-9-0	6-2-1	6-0-3	0-1-0	7-3-3	13-4-1	0-1-2	DNP
Duke	0-1-1	DNP	0-0-0	11-4-1	DNP	22-13-1	4-1-1	3-9-0	5-4-0	2-1-0	26-6-1	6-1-2	DNP
at Miami	3-1-1	DNP	3-1-1	8-1-4	DNP	14-10-0	3-1-0	7-3-2	4-0-2	4-2-5	18-13-0	4-0-0	DNP
vs. Wake Forest	3-1-0	0-0-0	2-1-0	10-5-4	DNP	6-3-0	2-0-3	7-2-1	2-2-0	12-2-1	17-8-0	5-1-0	DNP
Butler	1-2-0	3-0-1	0-2-0	0-0-0	DNP	20-9-1	4-6-6	22-8-0	4-4-0	6-2-3	5-7-1	2-3-0	DNP
South Carolina	0-0-1	1-0-0	0-0-0	5-4-1	DNP	22-10-1	0-2-2	4-2-5	1-5-0	16-3-3	8-6-0	11-3-1	DNP

2005-06 STATISTICS

GAME-BY-GAME TEAM STATISTICS

Teams	FGM-FGA	Pct.	3PM-3PA	Pct.	FTM-FTA	Pct.	Ast	TO	Blk	Stl	PF-D	OR-DR	Reb	Half	Final
Florida State	21-51	41.2	5-18	27.8	31-41	75.6	12	22	3	12	23-0	17-34	51	42	78
Jacksonville	17-58	29.3	3-24	12.5	11-18	61.1	9	22	2	8	29-2	10-18	28	19	48
Alcorn State	24-56	42.9	11-25	44.0	8-12	66.7	17	20	2	5	19-0	11-21	32	36	67
Florida State	30-58	51.7	7-16	43.8	18-25	72.0	15	15	3	9	14-0	11-22	33	50	85
Florida State	24-49	49.0	6-17	35.3	12-22	54.5	13	22	1	11	34-3	6-22	28	38	66
Florida	18-40	45.0	5-14	35.7	33-45	73.3	14	21	5	6	23-1	7-24	31	30	74
Purdue	23-58	39.7	4-17	23.5	7-9	77.8	7	28	1	2	19-1	18-17	35	23	57
Florida State	35-58	60.3	12-22	54.5	15-27	55.6	17	13	1	16	13-0	10-17	27	58	97
Louis-Monroe	22-56	39.9	8-23	34.8	10-10	100	8	23	1	7	20-0	8-28	28	29	62
Florida State	30-67	44.8	7-23	30.4	18-28	64.3	14	14	2	9	14-0	18-25	43	52	85
Texas-Southern	20-63	31.7	8-19	42.1	11-14	78.6	11	23	1	7	17-0	15-21	36	35	59
Florida State	32-66	48.5	13-29	44.8	13-18	72.2	15	17	6	7	17-0	16-30	46	48	90
Bowling Green	20-52	38.5	12-31	38.7	8-16	50.0	12	13	2	5	23-1	6-19	25	28	60
Florida State	24-52	46.2	2-14	14.3	21-30	70.0	10	18	1	7	18-0	15-28	43	30	71
Stetson	18-38	47.4	6-14	42.9	15-20	75.0	4	28	2	9	21-0	6-15	21	29	57
Florida State	29-51	56.9	3-9	33.3	14-23	60.9	12	19	3	17	19-0	12-16	28	30	75
Campbell	23-56	41.1	9-26	34.6	18-24	75.0	12	24	1	4	24-0	8-20	28	27	73
Florida State	41-71	57.7	6-19	31.6	20-28	71.4	20	12	2	11	20-0	13-27	40	51	108
Nebraska	24-58	41.4	8-25	32.0	4-12	33.3	11	22	3	9	21-1	14-21	35	28	60
Florida State	26-55	47.3	8-21	38.1	14-21	66.7	12	20	4	15	13-0	12-25	37	32	74
Florida State	23-51	45.1	1-8	12.5	8-15	53.3	7	15	3	7	22-0	7-21	28	30	55
Clemson	19-53	35.8	9-31	29.0	14-22	63.6	9	20	5	7	19-0	16-26	42	36	61
Virginia Tech	19-42	45.2	7-17	41.2	23-27	85.2	14	17	0	8	24-0	4-17	21	26	68
Florida State	21-49	42.9	4-13	30.8	28-35	80.0	10	13	1	11	21-1	10-22	32	34	74
Florida State	30-50	60.0	8-15	53.3	19-29	65.5	20	16	6	6	18-0	8-21	29	47	87
Virginia	29-65	44.6	10-27	37.0	14-21	66.7	19	12	2	5	24-3	13-15	28	45	82OT
Florida State	32-58	55.2	9-17	52.9	14-19	73.7	14	16	1	6	23-0	13-17	30	38	87
Boston College	29-58	50.0	9-19	47.4	23-27	85.2	17	11	2	4	17-0	13-16	29	34	90
North Carolina	30-54	55.6	13-21	61.9	8-13	61.5	19	23	1	6	20-0	11-19	30	42	81
Florida State	28-56	50.0	7-19	36.8	17-22	77.3	13	14	4	8	15-0	10-16	26	50	80
Florida State	25-55	45.5	11-20	55.0	14-21	66.7	17	9	2	4	25-2	8-25	33	42	75
Wake Forest	20-57	35.1	6-17	35.3	22-29	75.9	10	13	2	4	19-2	16-25	41	34	68
Miami	32-63	50.8	11-21	52.4	9-9	100	14	17	2	6	23-2	14-25	39	29	84
Florida State	27-52	51.9	9-16	56.3	15-23	65.2	17	13	1	5	16-0	4-16	20	26	78OT
Clemson	21-60	35.0	4-21	19.0	13-18	72.2	10	20	1	13	26-1	12-26	38	23	59
Florida State	20-49	40.8	0-9	00.0	29-35	82.9	12	20	6	14	17-0	8-29	37	26	69
Florida State	42-85	49.4	2-10	20.0	10-11	90.9	18	20	1	10	28-2	21-28	49	45	96
Duke	29-64	45.3	8-22	36.4	31-43	72.1	20	18	7	9	15-0	13-23	36	43	97OT
Georgia Tech	29-57	50.9	11-18	61.1	10-13	76.9	17	26	4	10	23-1	13-24	37	43	79
Florida State	28-59	47.5	7-21	33.3	17-24	70.8	16	20	2	14	19-1	10-18	28	39	80
Massachusetts	25-48	52.1	5-19	26.3	8-13	61.5	10	15	2	5	20-1	10-18	28	31	63
Florida State	23-47	48.9	8-15	53.3	19-21	90.5	14	12	0	4	15-0	7-17	24	35	73
Florida State	22-52	42.3	4-18	22.2	16-22	72.7	12	23	1	9	19-0	13-12	25	27	64
NC State	28-44	63.6	13-23	56.5	17-20	85.0	22	21	2	10	20-0	4-21	25	45	86
Virginia	22-56	39.3	2-12	16.7	16-21	76.2	7	16	1	6	18-0	14-20	34	28	62
Florida State	28-54	51.9	11-20	55.0	9-13	69.2	17	14	6	9	19-0	5-24	29	39	76
Maryland	22-54	40.7	3-11	27.3	13-20	65.0	12	18	4	5	23-1	7-24	31	27	60
Florida State	24-54	44.4	7-17	41.2	16-27	59.3	14	17	3	8	20-0	9-28	37	37	71
Florida State	23-53	43.4	4-14	28.6	11-15	73.3	11	20	1	9	17-0	9-19	28	27	61
Virginia Tech	26-54	48.1	5-10	50.0	15-20	75.0	12	17	2	10	19-0	9-24	33	27	72
Duke	28-63	44.4	8-22	36.4	10-17	58.8	12	17	7	3	30-2	16-23	39	33	74
Florida State	21-60	35.0	5-15	33.3	32-40	80.0	7	11	2	6	18-1	20-22	42	36	79
Florida State	20-45	44.4	5-10	50.0	22-31	71.0	15	15	2	3	13-0	13-22	35	35	67
Miami	25-55	45.5	7-18	38.9	7-12	58.3	15	10	6	8	20-1	10-17	27	30	64
Wake Forest	24-53	45.3	7-24	29.2	23-32	71.9	14	14	2	5	20-0	13-31	44	32	78
Florida State	24-57	42.1	6-21	28.6	12-18	66.7	9	11	2	6	27-1	5-21	26	40	66
Butler	22-65	33.8	8-37	21.6	11-12	91.7	10	8	2	9	15-1	11-21	32	30	63
Florida State	27-55	49.1	2-10	20.0	11-21	52.4	12	15	2	4	16-0	12-32	44	33	67
South Carolina	30-66	45.5	5-25	20.0	4-7	57.1	15	8	9	9	13-0	13-20	33	22	69
Florida State	26-62	41.9	5-14	35.7	11-14	78.6	14	16	0	5	12-0	16-25	41	25	68OT



Clemson
Charter Member
1953



Boston College
Joined in 2005



Duke
Charter Member
1953



Florida State
Joined in 1991



Georgia Tech
Joined in 1978



Maryland
Charter Member
1953



Miami
Joined in 2004



North Carolina
Charter Member
1953



NC State
Charter Member
1953



Virginia
Joined in 1953



Virginia Tech
Joined in 2004



Wake Forest
Charter Member
1953

ACC BASKETBALL: "TRADITION OF EXCELLENCE"

The Tradition

Consistency. It's the mark of true excellence in any endeavor.

However, in today's intercollegiate athletics, competition has become so balanced and so competitive that it is virtually impossible to maintain a high level of consistency.

Yet the Atlantic Coast Conference has defied the odds. Now in its 54th year of competition, the ACC has long enjoyed the reputation as one of the strongest and most competitive intercollegiate conferences in the nation. And that is not mere conjecture, the numbers support it.

Since the league's inception in 1953, ACC schools have captured 100 national championships, including 52 in women's competition and 48 in men's. In addition, NCAA individual titles have gone to ACC student-athletes 130 times in men's competition and 71 in women's action.

If success is best measured in terms of wins and losses, then the ACC is unrivaled in NCAA annals. With North Carolina's victory over Illinois in the 2005 NCAA title game, ACC teams have captured 10 NCAA basketball championships, including six over the last 16 years.

No conference has posted a better NCAA Tournament record than the ACC since the NCAA's inaugural tournament in 1939. With an impressive 58-26 (.690) mark over the past six years, the 12 current conference members have posted an NCAA Tournament-best mark of 357-196 for a sterling .646 winning percentage against the nation's toughest competition.

In the 22 years of the current 64-team field, the ACC has produced 21 Final Four teams, an average of one per year and six more than any other conference.

Since 1985, when the NCAA Tournament was expanded to 64 teams, ACC teams have been even more impressive compiling a 221-105 (.678) NCAA record, including 61 "Sweet 16" appearances and 21 Final Four berths – all NCAA Tournament bests. Since 1985, 61 of the 109 ACC teams receiving NCAA berths have won at least two NCAA Tournament games.

Following their title run in 2005, North Carolina's Tar Heels lead all ACC schools with four NCAA basketball championships to their credit. Duke has claimed three national titles, NC State two and Maryland one. The Tar Heels have captured NCAA titles in 1957, 1982, 1993 and 2005 while the Blue Devils won their third title in 2001, following back-to-back championships in 1991 and 1992. The Wolfpack walked away with the coveted crown in 1974 and 1983 while the Terps claimed the 2002 national title.

The ACC has 10 or more NCAA Tournament wins in four of the last six years and 13 times overall and the league has not posted a losing record in NCAA Tournament play since 1987. The conference's 18-year non-losing streak in the NCAA Tournament is tops among all conferences.

In four of the past six years, the ACC has posted a winning record in games versus ranked non-conference foes and since 1990, the ACC – with a 201-195 record – is the only conference with a winning record against ranked non-conference foes.

After finishing his career as the league's all-time leading scorer with 2,769 points, Duke's J.J. Redick was voted ACC Player of the Year and became the ninth ACC player in the past 18 years, and 16th over-

all, to earn consensus national Player of the Year honors.

Redick and Blue Devil teammate Shelden Williams earned consensus All-America honors a year ago, marking the 15th time in the past 16 years that the ACC has produced at least one consensus All-American.

Since 1981, the ACC has produced 35 consensus All-Americans – 15 more than any other conference. Since 1981, the ACC has accounted for 26 percent of the nation's consensus All-Americans (35-of-135).

The stature of ACC basketball is no where more clearly defined than by its regional and national television exposure as 166 televised games involving ACC teams headlined the league's 2005-06 schedule, including a record-setting 265 appearances. In addition, ACC teams made 147 appearances on national television networks this past season.

An ACC record 10 teams took part in post-season play in 2005-06, including four NCAA Tournament teams. Duke's Blue Devils captured their seventh ACC title in the last eight years, and 16th overall, with a 78-76 victory over Boston College in the finals of the 53rd ACC Tournament. The ACC also set a single-season attendance record drawing 2.1 million fans over 191 home games.

The Championships

The conference will conduct championship competition in 25 sports during the 2006-07 academic year – 12 for men and 13 for women.

The first ACC championship was held in swimming on February 25, 1954. The conference did not conduct championships in cross country, wrestling or tennis during the first year.

The 12 sports for men include football, cross country, soccer, basketball, swimming, indoor and outdoor track, wrestling, baseball, tennis, golf and lacrosse. Fencing, which was started in 1971, was discontinued in 1981.

Championships for women are currently conducted in cross country, volleyball, field hockey, soccer, basketball, swimming, indoor and outdoor track, tennis, golf, lacrosse, softball and rowing.

A History

The Atlantic Coast Conference was founded on May 8, 1953, at the Sedgefield Inn near Greensboro, N.C., with seven charter members – Clemson, Duke, Maryland, North Carolina, North Carolina State, South Carolina and Wake Forest – drawing up the conference bylaws.

The withdrawal of seven schools from the Southern Conference came early on the morning of May 8, 1953, during the Southern Conference's annual spring meeting. On June 14, 1953, the seven members met in Raleigh, N.C., where a set of bylaws was adopted and the name became officially the Atlantic Coast Conference.

Suggestions from fans for the name of the new conference appeared in the region's newspapers prior to the meeting in Raleigh. Some of the names suggested were: Dixie, Mid South, Mid Atlantic, East Coast, Seaboard, Colonial, Tobacco, Blue-Gray, Piedmont, Southern Seven and the Shoreline.

Duke's Eddie Cameron recommended that the name of the conference be the Atlantic Coast Conference, and the motion was passed unanimously. The meeting concluded with each member institution assessed \$200.00 to pay for conference expenses.

On December 4, 1953, conference officials met again at Sedgefield and officially admitted the University of Virginia as the league's eighth member. The first, and only, withdrawal of a school from the ACC came on June 30, 1971, when the University of South Carolina tendered its resignation.

The ACC operated with seven members until April 3, 1978, when the Georgia Institute of Technology was admitted. The Atlanta school had withdrawn from the Southeastern Conference in January of 1964.

The ACC expanded to nine members on July 1, 1991, with the addition of Florida State University.

The conference expanded to 11 members on July 1, 2004, with the addition of the University of Miami and Virginia Polytechnic Institute and State University. On October 17, 2003, Boston College accepted an invitation to become the league's 12th member starting with the 2005-06 academic year.

The Schools

Boston College was founded in 1863 by the Society of Jesus to serve the sons of Boston's Irish immigrants and was the first institution of higher education to be founded in the city of Boston. Originally located on Harrison Avenue in the South End of Boston, the College outgrew its urban setting toward the end of its first fifty years. A new location was selected in Chestnut Hill and ground for the new campus was broken on June 19, 1909. During the 1940s, new purchases doubled the size of the main campus. In 1974, Boston College acquired Newton College of the Sacred Heart, 1.5 miles away. With 15 buildings on 40 acres, it is now the site of the Law School and residence halls.

Clemson University is nestled in the foothills of the Blue Ridge Mountains near the Georgia border, and the tiger paws painted on the roads make the return to I-85 easier. The school is built around Fort Hill, the plantation home of John C. Calhoun, Vice President to Andrew Jackson. His son-in-law, Tom Clemson, left the land to be used as an agricultural school, and in 1893 Clemson opened its doors as a land-grant school, thanks to the efforts of Ben Tillman.

Duke University was founded in 1924 by tobacco magnate James B. Duke as a memorial to his father, Washington Duke. Originally the school was called Trinity College, a Methodist institution, started in 1859. In 1892, Trinity moved to west Durham where the east campus with its Georgian architecture now stands. Nearby are Sarah P. Duke gardens, and further west the Gothic spires of Duke chapel overlook the west campus.

Florida State University is one of 10 universities of the State University System of Florida. It was established as the Seminary West of the Suwannee by an act of the Florida Legislature in 1851, and first offered instruction at the post-secondary level in 1857. Its Tallahassee campus has been the site of an institution of higher education longer than any other site in the state. In 1905, the Buckman Act reorganized higher education in the state and designated the Tallahassee school as the Florida Female College. In 1909, it was renamed Florida State College for Women. In 1947, the school returned to a co-educational status, and the name was changed to Florida State University.

Next to I-85 in downtown Atlanta stands Georgia Institute of Technology, founded in 1885. Its first students came to pursue a degree in mechanical engineering, the only one offered at the time. Tech's strength is not only the red clay of Georgia, but a

restored gold and white 1930 model A Ford Cabriolet, the official mascot. The old Ford was first used in 1961, but a Ramblin' Wreck had been around for over three decades. The Ramblin' Wreck fight song appeared almost as soon as the school opened, and it is not only American boys that grow up singing its rollicking tune, for Richard Nixon and Nikita Krushchev sang it when they met in Moscow in 1959.

The University of Maryland opened in 1856 as an agricultural school nine miles north of Washington, D.C., on land belonging to Charles Calvert, a descendant of Lord Baltimore, the state's founding father. The school colors are the same as the state flag: black and gold for

George Calvert (Lord Baltimore) and red and white for his mother, Alice Crossland. Maryland has been called the school that Curley Byrd built, for he was its quarterback, then football coach, athletic director, assistant to the president, vice-president, and finally its president. Byrd also designed the football stadium and the campus layout, and suggested the nickname Terrapin, a local turtle known for its bite, when students wanted to replace the nickname Old Liners with a new one for the school.

The University of Miami was chartered in 1925 by a group of citizens who felt an institution of higher learning was needed for the development of their young and growing community.

Since the first class of 560 students enrolled in the fall of 1926, the University has expanded to more than 15,000 undergraduate and graduate students from every state and more than 114 nations from around the world. The school's colors, representative of the Florida orange tree, were selected in 1926. Orange symbolizes the fruit of the tree, green represents the leaves and white, the blossoms.

The University of North Carolina, located in Chapel Hill, has been called "the perfect college town," making its tree-lined streets and balmy atmosphere what a college should look and feel like. Its inception in 1795 makes it one of the oldest schools in the nation, and its nickname of Tar Heels stems from the tar pitch and turpentine that were the state's principal industry. The nickname is as old as the school, for it was born during the Revolutionary War when tar was dumped

into the streams to impede the advance of British forces.

North Carolina State University is located in the state capital of Raleigh. It opened in 1889 as a land-grant agricultural and mechanical school and was known as A&M or Aggies or Farmers

for over a quarter-century. The school's colors of pink and blue were gone by 1895, brown and white were tried for a year, but the students finally chose red and white to represent the school. An unhappy fan in 1922 said State football players behaved like a pack of wolves, and the term that was coined in derision became a badge of honor.

The University of Virginia was founded in 1819 by Thomas Jefferson and is one of three things on his tombstone for which he wanted to be remembered. James Madison and James Monroe were on the board of governors in the early years. The Rotunda, a half-scale version of the Pantheon which faces the Lawn, is the focal point of the grounds as the campus is called. Jefferson wanted his school to educate leaders in practical affairs and public service, not just to train teachers.

Virginia Polytechnic Institute and State University was established in 1872 as an all-male military school dedicated to the original land-grant mission of teaching agriculture and engineering. The University has grown from a small college of 132 students into the largest institution of higher education in the state during its 132-year history. Located in Southwest Virginia on a plateau between the Blue Ridge and Alleghany Mountains, the campus consists of 334 buildings and 20 miles of sidewalks over 2,600 acres. The official school colors – Chicago maroon and burnt orange – were selected in 1896 because they made a "unique combination" not worn elsewhere at the time.

Wake Forest University was started on Calvin Jones' plantation amid the stately pine forest of Wake County in 1834. The Baptist seminary is still there, but the school was moved to Winston-Salem in 1956 on a site donated by Charles H. and Mary Reynolds Babcock. President Harry S. Truman attended the groundbreaking ceremonies that brought a picturesque campus of Georgian architecture and painted roofs. Wake's colors have been black and gold since 1895, thanks to a badge designed by student John Heck who died before he graduated.

School Affiliations

BOSTON COLLEGE – Charter member of the Big East Conference in 1979; joined the ACC in July, 2005.

CLEMSON – Charter member of the Southern Intercollegiate Athletic Association in

1894; a charter member of the Southern Conference in 1921; a charter member of the Atlantic Coast Conference (ACC) in 1953.

DUKE – Joined the Southern Conference in December, 1928; charter member of the ACC in 1953.

FLORIDA STATE – Charter member of the Dixie Conference in 1948; joined the Metro Conference in July, 1976; joined the ACC July, 1991.

GEORGIA TECH – Charter member of the Southern Intercollegiate Athletic Association in 1894; charter member of the Southern Conference in 1921; charter member of the SEC in 1932; joined the ACC in April, 1978.

MARYLAND – Charter member of the Southern Conference in 1921; charter member of the ACC in 1953.

MIAMI – Charter member of the Big East Football Conference in 1991; joined the ACC in July, 2004.

NORTH CAROLINA – Charter member of the Southern Intercollegiate Athletic Association in 1894; charter member of the Southern Conference in 1921; charter member of the ACC in 1953.

NC STATE – Charter member of the Southern Conference in 1921; charter member of the ACC in 1953.

VIRGINIA – Charter member of the Southern Intercollegiate Athletic Association in 1894; charter member of the Southern Conference in 1921; resigned from Southern Conference in December 1936; joined the ACC in December, 1953.

VIRGINIA TECH – Charter member of the Southern Conference in 1921; withdrew from the Southern Conference in June, 1965; became a charter member of the Big East Football Conference on Feb. 5, 1991; joined the ACC in July, 2004.

WAKE FOREST – Joined the Southern Conference in February, 1936; charter member of the ACC in 1953.



Al Thornton averaged 33.0 points and 9.0 rebounds in three games against Duke and Boston College – the two teams that played in the ACC Tournament championship game in 2006.

ACC
ATLANTIC COAST CONFERENCE

2005-06 ACC REVIEW

2004-05 STANDINGS

STANDINGS	CONFERENCE					OVERALL					
	W	L	Pct	Home	Road	W	L	Pct	Home	Road	Neut
Duke	14	2	.875	7-1	7-1	32	4	.889	15-1	9-2	8-1
North Carolina	12	4	.750	5-3	7-1	23	8	.742	13-4	8-2	2-2
Boston College	11	5	.668	6-2	5-3	28	8	.778	15-2	7-3	6-3
NC State	10	6	.625	6-2	4-4	22	10	.688	15-3	5-5	2-2
Florida State	9	7	.563	6-2	3-5	20	10	.667	14-3	4-6	2-1
Maryland	8	8	.500	6-2	2-6	19	13	.594	14-3	2-7	3-3
Virginia	7	9	.428	6-2	1-7	15	15	.500	11-3	2-11	2-1
Miami	7	9	.438	4-4	3-5	18	16	.529	11-5	4-8	3-3
Clemson	7	9	.438	5-3	2-6	19	13	.594	12-4	5-8	2-1
Virginia Tech	4	12	.250	2-6	2-6	14	16	.467	10-7	2-8	1-1
Georgia Tech	4	12	.250	4-4	0-8	11	17	.393	10-5	1-10	0-2
Wake Forest	3	13	.188	3-5	0-8	17	17	.500	12-6	1-9	4-2

2005-06 ACC REVIEW

INDIVIDUAL STATISTICS – ALL GAMES (To be ranked, a player must appear in at least 75.0% of their team's games.)

SCORING

Player-Team	Cl	G	FG	3FG	FT	Pts	Avg/G
1. J.J. Redick-DU	SR	36	302	139	221	964	26.8
2. Tyler Hansbrough-NC	FR	31	199	2	187	587	18.9
3. Shelden Williams-DU	SR	36	237	2	201	677	18.8
4. Justin Gray-WF	SR	33	180	95	146	601	18.2
5. Sean Singletary-VA	SO	29	168	51	125	512	17.7
6. Craig Smith-BC	SR	36	243	1	146	633	17.6
7. Guillermo Diaz-UM	JR	34	194	78	120	586	17.2
8. J.R. Reynolds-VA	JR	30	161	60	128	510	17.0
9. Jared Dudley-BC	JR	36	198	33	171	600	16.7
10. Robert Hite-UM	SR	34	201	85	71	558	16.4
11. Eric Williams-WF	SR	34	223	0	109	555	16.3
12. Al Thornton-FS	JR	30	171	20	122	484	16.1
13. Anthony Morrow-GT	SO	28	154	78	63	449	16.0
14. Zabian Dowdell-VT	JR	30	164	54	78	460	15.3
15. Nik Caner-Medley-MD	SR	32	166	27	131	490	15.3
16. Coleman Collins-VT	JR	26	143	0	92	378	14.5
17. Reyshawn Terry-NC	JR	31	145	45	108	443	14.3
18. Cameron Bennerman-ST	SR	30	143	51	85	422	14.1
19. Ra'Sean Dickey-GT	SO	28	148	1	73	370	13.2
20. Alexander Johnson-FS	JR	29	127	9	120	383	13.2
21. David Noel-NC	SR	31	158	39	45	400	12.9
22. Shawan Robinson-CU	SR	32	123	63	84	393	12.3
23. Akin Akingbala-CU	SR	32	148	1	90	387	12.1
24. Vernon Hamilton-CU	JR	31	138	27	70	373	12.0
25. Cedric Simmons-ST	SO	32	128	2	120	378	11.8

REBOUNDING

Player-Team	Cl	G	OFF	DEF	TOT	Avg/G
1. Shelden Williams-DU	SR	36	117	267	384	10.7
2. Craig Smith-BC	SR	36	112	227	339	9.4
3. Eric Williams-WF	SR	34	107	194	301	8.9
4. Akin Akingbala-CU	SR	32	96	167	263	8.2
5. Jeremis Smith-GT	SO	28	87	143	230	8.2
6. Tyler Hansbrough-NC	FR	31	111	132	243	7.8
7. Jason Cain-VA	JR	30	87	142	229	7.6
8. Alexander Johnson-FS	JR	29	74	142	216	7.4
9. Anthony King-UM	JR	34	104	132	236	6.9
10. Al Thornton-FS	JR	30	87	121	208	6.9
11. David Noel-NC	SR	31	76	135	211	6.8
12. Coleman Collins-VT	JR	26	73	103	176	6.8
13. Ra'Sean Dickey-GT	SO	28	62	127	189	6.8
14. Trent Strickland-WF	SR	34	79	149	228	6.7
15. Jared Dudley-BC	JR	36	96	143	239	6.6
16. Ekene Ibekwe-MD	JR	32	68	144	212	6.6
17. Cedric Simmons-ST	SO	32	56	147	203	6.3
18. Nik Caner-Medley-MD	SR	32	72	128	200	6.3
19. Reyshawn Terry-NC	JR	31	60	132	192	6.2
20. Jamon Gordon-VT	JR	30	50	129	179	6.0

FIELD GOAL PCT (Min. 5.0 made per game)

Player-Team	Cl	G	FG	FGA	Pct
1. Eric Williams-WF	SR	34	223	360	.619
2. Ra'Sean Dickey-GT	SO	28	148	248	.597
3. Shelden Williams-DU	SR	36	237	410	.578
4. Craig Smith-BC	SR	36	243	424	.573
5. Tyler Hansbrough-NC	FR	31	199	349	.570
6. David Noel-NC	SR	31	158	297	.532
7. Al Thornton-FS	JR	30	171	330	.518
8. Coleman Collins-VT	JR	26	143	280	.511
9. Jared Dudley-BC	JR	36	198	401	.494
10. J.J. Redick-DU	SR	36	302	643	.470

ASSISTS

Player-Team	Cl	G	Assists	Avg/G
1. Greg Paulus-DU	FR	36	187	5.19
2. Louis Hinnant-BC	SR	36	167	4.64
3. Jamon Gordon-VT	JR	30	133	4.43
4. Bobby Frasier-NC	FR	31	136	4.39
5. Justin Gray-WF	SR	33	141	4.27
6. Sean Singletary-VA	SO	29	121	4.17
7. D.J. Strawberry-MD	JR	32	128	4.00
8. Zam Fredrick-GT	SO	28	110	3.93
9. David Noel-NC	SR	31	107	3.45
10. Zabian Dowdell-VT	JR	30	103	3.43

FREE THROW PCT (Min. 2.5 made per game)

Player-Team	Cl	G	FTM	FTA	Pct
1. Shawan Robinson-CU	SR	32	84	92	.913
2. J.J. Redick-DU	SR	36	221	256	.863
3. Sean Singletary-VA	SO	29	125	148	.845
4. Cameron Bennerman-ST	SR	30	85	101	.842
5. Justin Gray-WF	SR	33	146	175	.834
6. Nik Caner-Medley-MD	SR	32	131	159	.824
7. Reyshawn Terry-NC	JR	31	108	135	.800
8. Guillermo Diaz-UM	JR	34	120	152	.789
9. J.R. Reynolds-VA	JR	30	128	165	.776
10. Gavin Grant-ST	SO	32	88	118	.746

STEALS

Player-Team	Cl	G	Steals	Avg/G
1. Vernon Hamilton-CU	JR	31	83	2.68
2. Zabian Dowdell-VT	JR	30	70	2.33
3. Jamon Gordon-VT	JR	30	63	2.10
4. Mario West-GT	JR	22	45	2.05
5. Sean Singletary-VA	SO	29	54	1.86
6. D.J. Strawberry-MD	JR	32	58	1.81
7. Cliff Hammonds-CU	SO	32	56	1.75
8. Sean Dockery-DU	SR	36	61	1.69
9. Engin Atsur-ST	JR	32	54	1.69
10. Shelden Williams-DU	SR	36	60	1.67

3-POINT FG PCT. (Min. 1.5 made per game)

Player-Team	Cl	G	3FG	FGA	Pct
1. Anthony Morrow-GT	SO	28	78	182	.429
2. J.J. Redick-DU	SR	36	139	330	.421
3. Robert Hite-UM	SR	34	85	207	.411
4. Justin Gray-WF	SR	33	95	263	.361

3-POINT FG MADE

Player-Team	Cl	G	3FG	Avg/G
1. J.J. Redick-DU	SR	36	139	3.86
2. Justin Gray-WF	SR	33	95	2.88
3. Anthony Morrow-GT	SO	28	78	2.79
4. Robert Hite-UM	SR	34	85	2.50
5. Guillermo Diaz-UM	JR	34	78	2.29
6. Tony Bethel-ST	SR	31	69	2.23
7. Engin Atsur-ST	JR	32	67	2.09
8. Wes Miller-NC	JR	31	64	2.06
9. J.R. Reynolds-VA	JR	30	60	2.00
10. Shawan Robinson-CU	SR	32	63	1.97

BLOCKED SHOTS

Player-Team	Cl	G	Blocks	Avg/G
1. Shelden Williams-DU	SR	36	137	3.81
2. Cedric Simmons-ST	SO	32	80	2.50
3. Sean Williams-BC	SO	27	55	2.04
4. Anthony King-UM	JR	34	65	1.91
5. James Gist-MD	SO	32	51	1.59
6. Ra'Sean Dickey-GT	SO	28	43	1.54
7. Ekene Ibekwe-MD	JR	32	43	1.34
8. Coleman Collins-VT	JR	26	34	1.31
9. Theodis Tarver-GT	SR	27	35	1.30
10. Akin Akingbala-CU	SR	32	41	1.28

ASSIST/TURNOVER RATIO

(Min. 3.0 assists/game)

Player-Team	Cl	G	Asst	Avg	Turn	Avg Ratio
1. Louis Hinnant-BC	SR	36	167	4.6	74	2.1
2. Jamon Gordon-VT	JR	30	133	4.4	66	2.2
3. Cliff Hammonds-CU	SO	32	105	3.3	57	1.8
4. Bobby Frasier-NC	FR	31	136	4.4	75	2.4
5. Engin Atsur-ST	JR	32	109	3.4	65	2.0
6. Jared Dudley-BC	JR	36	115	3.2	70	1.9
7. Greg Paulus-DU	FR	36	187	5.2	118	3.3
8. Zabian Dowdell-VT	JR	30	103	3.4	70	2.3
9. Todd Galloway-FS	SR	30	93	3.1	66	2.2
10. D.J. Strawberry-MD	JR	32	128	4.0	94	2.9

OFFENSIVE REBOUNDS

Player-Team	Cl	G	No.	Avg/G
1. Tyler Hansbrough-NC	FR	31	111	3.58
2. Shelden Williams-DU	SR	36	117	3.25
3. Eric Williams-WF	SR	34	107	3.15
4. Craig Smith-BC	SR	36	112	3.11
5. Jeremis Smith-GT	SO	28	87	3.11
6. Anthony King-UM	R	34	104	3.06
7. Akin Akingbala-CU	SR	32	96	3.00
8. Al Thornton-FS	JR	30	87	2.90
Jason Cain-VA	JR	30	87	2.90
10. Coleman Collins-VT	JR	26	73	2.81

DEFENSIVE REBOUNDS

Player-Team	Cl	G	No.	Avg/G
1. Shelden Williams-DU	SR	36	267	7.42
2. Craig Smith-BC	SR	36	227	6.31
3. Eric Williams-WF	SR	34	194	5.71
4. Akin Akingbala-CU	SR	32	167	5.22
5. Jeremis Smith-GT	SO	28	143	5.11
6. Alexander Johnson-FS	JR	29	142	4.90
7. Jason Cain-VA	JR	30	142	4.73
8. Cedric Simmons-ST	SO	32	147	4.59
9. Ra'Sean Dickey-GT	SO	28	127	4.54
10. Ekene Ibekwe-MD	JR	32	144	4.50

MINUTES PLAYED

Player-Team	Cl	G	Minutes	Avg/G
1. Jared Dudley-BC	JR	36	1340	37.22
2. J.J. Redick-DU	SR	36	1336	37.11
3. Craig Smith-BC	SR	36	1305	36.25
4. Zabian Dowdell-VT	JR	30	1079	35.97
5. Guillermo Diaz-UM	JR	34	1196	35.18
6. Justin Gray-WF	SR	33	1156	35.03
7. Jamon Gordon-VT	JR	30	1046	34.87
8. Sean Singletary-VA	SO	29	982	33.86
9. David Noel-NC	SR	31	1045	33.71
10. Engin Atsur-ST	JR	32	1065	33.28

2005-06 ACC REVIEW

TEAM STATISTICS - ALL GAMES

SCORING OFFENSE

Team	G	W-L	Pts	Avg/G
1. Duke	36	32-4	2921	81.1
2. North Carolina	31	23-8	2460	79.4
3. Maryland	32	19-13	2505	78.3
4. Florida State	30	20-10	2302	76.7
5. NC State	32	22-10	2383	74.5
6. Clemson	32	19-13	2378	74.3
7. Boston College	36	28-8	2671	74.2
8. Wake Forest	34	17-17	2482	73.0
9. Georgia Tech	28	11-17	2012	71.9
10. Virginia Tech	30	14-16	2060	68.7
11. Virginia	30	15-15	2038	67.9
12. Miami	34	18-16	2308	67.9

SCORING DEFENSE

Team	G	Pts	Avg/G
1. Miami	34	2213	65.1
2. Virginia Tech	30	1955	65.2
3. Boston College	36	2383	66.2
4. NC State	32	2157	67.4
5. Virginia	30	2032	67.7
6. Clemson	32	2172	67.9
7. Duke	36	2453	68.1
8. North Carolina	31	2128	68.6
9. Florida State	30	2077	69.2
10. Wake Forest	34	2439	71.7
11. Georgia Tech	28	2019	72.1
12. Maryland	32	2352	73.5

SCORING MARGIN

Team	G	OFF	DEF	Margin
1. Duke	36	81.1	68.1	+13.0
2. North Carolina	31	79.4	68.6	+10.7
3. Boston College	36	74.2	66.2	+8.0
4. Florida State	30	76.7	69.2	+7.5
5. NC State	32	74.5	67.4	+7.1
6. Clemson	32	74.3	67.9	+6.4
7. Maryland	32	78.3	73.5	+4.8
8. Virginia Tech	30	68.7	65.2	+3.5
9. Miami	34	67.9	65.1	+2.8
10. Wake Forest	34	73.0	71.7	+1.3
11. Virginia	30	67.9	67.7	+0.2
12. Georgia Tech	28	71.9	72.1	-0.2

FREE THROW PERCENTAGES

Team	G	FTM	FTA	Pct
1. Duke	36	689	905	.761
2. NC State	32	509	678	.751
3. Virginia	30	451	603	.748
4. Maryland	32	600	821	.731
5. North Carolina	31	519	733	.708
6. Florida State	30	506	719	.704
7. Miami	34	440	631	.697
8. Boston College	36	562	833	.675
9. Wake Forest	34	562	837	.671
10. Georgia Tech	28	380	570	.667
11. Virginia Tech	30	387	600	.645
12. Clemson	32	434	703	.617

FIELD GOAL PERCENTAGES

Team	G	FG	FGA	Pct
1. Duke	36	979	2011	.487
2. Boston College	36	949	1958	.485
3. Florida State	30	806	1681	.479
4. North Carolina	31	863	1809	.477
5. NC State	32	793	1704	.465
6. Georgia Tech	28	739	1608	.460
7. Virginia Tech	30	767	1688	.454
8. Wake Forest	34	851	1880	.453
9. Maryland	32	875	1952	.448
10. Clemson	32	853	1955	.436
11. Miami	34	825	1895	.435
12. Virginia	30	703	1692	.415

FIELD GOAL PCT. DEFENSE

Team	G	FG	FGA	Pct
1. North Carolina	31	779	1894	.411
2. NC State	32	765	1853	.413
3. Miami	34	728	1756	.415
4. Wake Forest	34	834	2008	.415
5. Maryland	32	808	1938	.417
6. Boston College	36	872	2042	.427
7. Duke	36	951	2215	.429
8. Florida State	30	718	1666	.431
9. Virginia Tech	30	679	1571	.432
10. Virginia	30	734	1689	.435
11. Georgia Tech	28	685	1555	.441
12. Clemson	32	781	1739	.449

3-POINT FIELD GOALS MADE

Team	G	3FG	Avg/G
1. NC State	32	288	9.00
2. Duke	36	274	7.61
3. Clemson	32	238	7.44
4. North Carolina	31	215	6.94
5. Wake Forest	34	218	6.41
6. Miami	34	218	6.41
7. Florida State	30	184	6.13
8. Virginia	30	181	6.03
9. Boston College	36	211	5.86
10. Georgia Tech	28	154	5.50
11. Maryland	32	155	4.84
12. Virginia Tech	30	139	4.63

3-POINT FIELD GOAL PERCENTAGES

Team	G	FG	FGA	Pct
1. Duke	36	274	709	.386
2. Georgia Tech	28	154	399	.386
3. Florida State	30	184	490	.376
4. North Carolina	31	215	573	.375
5. Maryland	32	155	415	.373
6. NC State	32	288	777	.371
7. Boston College	36	211	585	.361
8. Wake Forest	34	218	605	.360
9. Miami	34	218	625	.349
10. Virginia	30	181	544	.333
11. Virginia Tech	30	139	432	.322
12. Clemson	32	238	740	.322

3-POINT FIELD GOAL PCT. DEFENSE

Team	G	FG	FGA	Pct
1. Duke	36	143	471	.304
2. NC State	32	185	597	.310
3. Virginia	30	189	578	.327
4. North Carolina	31	200	605	.331
5. Georgia Tech	28	166	483	.344
6. Virginia Tech	30	183	525	.349
7. Clemson	32	155	441	.351
8. Wake Forest	34	264	743	.355
9. Florida State	30	225	633	.355
10. Maryland	32	244	665	.367
11. Boston College	36	224	609	.368
12. Miami	34	245	663	.370

REBOUNDING OFFENSE

Team	G	No.	Avg/G
1. Clemson	32	466	14.56
2. Maryland	32	458	14.31
3. North Carolina	31	432	13.94
4. Wake Forest	34	471	13.85
5. Virginia	30	404	13.47
6. Georgia Tech	28	374	13.36
7. Miami	34	446	13.12
8. Boston College	36	466	12.94
9. Florida State	30	338	11.27
10. Virginia Tech	30	329	10.97
11. Duke	36	350	9.72
12. NC State	32	284	8.88

REBOUNDING DEFENSE

Team	G	No.	Avg/G
1. North Carolina	31	805	25.97
2. Wake Forest	34	867	25.50
3. Maryland	32	814	25.44
4. NC State	32	766	23.94
5. Virginia	30	717	23.90
6. Georgia Tech	28	668	23.86
7. Duke	36	854	23.72
8. Florida State	30	681	22.70
9. Boston College	36	811	22.53
10. Clemson	32	718	22.44
11. Miami	34	741	21.79
12. Virginia Tech	30	621	20.70

REBOUNDING MARGIN

Team	G	TEAM	Avg	OPP	Avg	Margin
1. North Carolina	31	1237	39.9	986	31.8	+8.1
2. Wake Forest	34	1338	39.4	1122	33.0	+6.4
3. Virginia	30	1121	37.4	984	32.8	+4.6
4. Georgia Tech	28	1042	37.2	918	32.8	+4.4
5. Boston College	36	1277	35.5	1140	31.7	+3.8
6. Maryland	32	1272	39.8	1158	36.2	+3.6
7. Miami	34	1187	34.9	1108	32.6	+2.3
8. Florida State	30	1019	34.0	966	32.2	+1.8
9. Clemson	32	1184	37.0	1150	35.9	+1.1
10. Duke	36	1204	33.4	1301	36.1	-2.7
11. NC State	32	1050	32.8	1145	35.8	-3.0
12. Virginia Tech	30	950	31.7	1041	34.7	-3.0

2005-06 ACC REVIEW

TEAM STATISTICS – ALL GAMES (CONTINUED)

BLOCKED SHOTS

Team	G	Blocks	Avg/G
1. Maryland	32	191	5.97
2. Duke	36	202	5.61
3. NC State	32	150	4.69
4. Boston College	36	161	4.47
5. Clemson	32	141	4.41
6. Wake Forest	34	149	4.38
7. Virginia Tech	30	128	4.27
8. Georgia Tech	28	116	4.14
9. North Carolina	31	127	4.10
10. Miami	34	135	3.97
11. Virginia	30	109	3.63
12. Florida State	30	72	2.40

ASSISTS

Team	G	Assists	Avg/G
1. North Carolina	31	552	17.81
2. Boston College	36	639	17.75
3. Maryland	32	512	16.00
4. NC State	32	500	15.63
5. Duke	36	546	15.17
6. Georgia Tech	28	411	14.68
7. Clemson	32	456	14.25
8. Wake Forest	34	471	13.85
9. Florida State	30	409	13.63
10. Virginia Tech	30	389	12.97
11. Miami	34	399	11.74
12. Virginia	30	340	11.33

STEALS


Team	G	Steals	Avg/G
1. Clemson	32	352	11.00
2. Duke	36	337	9.36
3. Virginia Tech	30	273	9.10
4. Florida State	30	262	8.73
5. Georgia Tech	28	244	8.71
6. Maryland	32	258	8.06
7. North Carolina	31	242	7.81
8. NC State	32	233	7.28
9. Miami	34	241	7.09
10. Boston College	36	222	6.17
11. Wake Forest	34	193	5.68
12. Virginia	30	168	5.60

TURNOVER MARGIN

Team	G	TEAM	Avg	OPP	Avg	Margin
1. Virginia Tech	30	337	11.2	491	16.4	+5.13
2. Clemson	32	497	15.5	607	19.0	+3.44
3. Duke	36	496	13.8	582	16.2	+2.39
4. Florida State	30	482	16.1	545	18.2	+2.10
5. Miami	34	421	12.4	479	14.1	+1.71
6. NC State	32	434	13.6	443	13.8	+0.28
7. Boston College	36	472	13.1	482	13.4	+0.28
8. Maryland	32	528	16.5	534	16.7	+0.19
9. North Carolina	31	512	16.5	465	15.0	-1.52
10. Virginia	30	434	14.5	385	12.8	-1.63
11. Georgia Tech	28	499	17.8	432	15.4	-2.39
12. Wake Forest	34	554	16.3	434	12.8	-3.53

ASSIST/TURNOVER RATIO

Team	G	Asst	Avg	Turn	Avg	Ratio
1. Boston College	36	639	17.8	472	13.1	1.35
2. Virginia Tech	30	389	13.0	337	11.2	1.15
3. NC State	32	500	15.6	434	13.6	1.15
4. Duke	36	546	15.2	496	13.8	1.10
5. North Carolina	31	552	17.8	512	16.5	1.08
6. Maryland	32	512	16.0	528	16.5	0.97
7. Miami	34	399	11.7	421	12.4	0.95
8. Clemson	32	456	14.3	497	15.5	0.92
9. Wake Forest	34	471	13.9	554	16.3	0.85
10. Florida State	30	409	13.6	482	16.1	0.85
11. Georgia Tech	28	411	14.7	499	17.8	0.82
12. Virginia	30	340	11.3	434	14.5	0.78



Diego Romero scored seven points and pulled down four rebounds against Miami in Tallahassee on Jan. 29, 2006.

ALL-ACC

FIRST TEAM

Tyler Hansbrough.....	North Carolina*
J.J. Redick.....	Duke*
Shelden Williams.....	Duke*
Craig Smith.....	Boston College
Sean Singletary.....	Virginia
* unanimous First Team	

SECOND TEAM

Al Thornton.....	Florida State
Guillermo Diaz.....	Miami
Justin Gray.....	Wake Forest
Jared Dudley.....	Boston College
David Noel.....	North Carolina

THIRD TEAM

Eric Williams.....	Wake Forest
Cameron Bennerman.....	NC State
Robert Hite.....	Miami
Nik Caner-Medley.....	Maryland
J.R. Reynolds.....	Virginia
Rayshawn Terry.....	North Carolina

HONORABLE MENTION

(25 or more points)

Anthony Morrow.....	Georgia Tech
Alexander Johnson.....	Florida State
Cedric Simmons.....	NC State
Zabian Dowdell.....	Virginia Tech
Coleman Collins.....	Virginia Tech

ALL-FRESHMEN TEAM

Tyler Hansbrough.....	North Carolina*
Greg Paulus.....	Duke
Bobby Frasor.....	North Carolina
Josh McRoberts.....	Duke
Tyrese Rice.....	Boston College
* unanimous All-Freshmen Team	

HONORABLE MENTION

(25 or more points)

Lewis Clinch.....	Georgia Tech
A.D. Vassallo.....	Virginia Tech

ALL-DEFENSIVE TEAM

Shelden Williams.....	Duke*
Vernon Hamilton.....	Clemson
Jamon Gordon.....	Virginia Tech
Cedric Simmons.....	NC State
Zabian Dowdell.....	Virginia Tech
* unanimous All-Defensive Team	

HONORABLE MENTION

(25 or more points)

Sean Dockery.....	Duke
D.J. Strawberry.....	Maryland

PLAYER OF THE YEAR

J.J. Redick.....	Duke
------------------	------

ROOKIE OF THE YEAR

Tyler Hansbrough.....	North Carolina
* unanimous	

COACH OF THE YEAR

Roy Williams.....	North Carolina
-------------------	----------------