


1947-2006
Seminole
Basketball
Records

Records



ALL-TIME INDIVIDUAL RECORDS

Most Points

Game: 46, Ron King vs. Georgia Southern, Feb. 11, 1971
Season: 743, Jim Oler, 1955-56
Career: 2,130, Bob Sura, 1991-95

Most Field Goals

Game: 21, Ron King vs. Georgia Southern, Feb. 11, 1971
Season: 262, Ron King, 1970-71
Career: 731, Bob Sura, 1991-95

Most Field Goal Attempts

Game: 37, Ham Wernke vs. Tampa, Feb. 14, 1953
Season: 558, Ron King, 1971-72
Career: 1,626, Bob Sura, 1991-95

Best Field Goal Percentage

Game: 1.000 (10-10), Douglas Edwards vs. UNC-Asheboro, Jan. 2, 1992; 1.000 (10-10), Tat Hunter vs. Tampa, Nov. 23, 1985
Season: .691 (237-343), Murray Brown, 1978-79
Career: .668 (566-847), Murray Brown, 1976-80

Most 3-Point Field Goals Made

Game: 10, George McCloud vs. LaSalle, Feb. 23, 1989
Season: 115, George McCloud, 1988-89
Career: 255, James Collins, 1993-97

Most 3-Point Field Goals Attempted

Game: 17, George McCloud vs. LaSalle, Feb. 23, 1989
Season: 270, Tim Pickett, 2003-04
Career: 686, James Collins, 1993-97

Best 3-Point Field Goal Percentage

Game: 1.000 (7-7), Sam Cassell vs. Tulane, March 20, 1993; (7-7) James Collins vs. South Florida, Nov. 29, 1994
Season: .460 (46-100), Tharon Mayes, 1987-88
Career: .457 (80-175), LaRae Davis, 1986-87

Most Free Throws

Game: 22, Jim Oler at Rollins, Jan. 31, 1955; Jim Oler vs. Morningside, Dec. 16, 1955
Season: 310, Jim Oler, 1955-56
Career: 761, Jim Oler, 1952-56

Most Free Throw Attempts

Game: 30, Jim Oler vs. Morningside, Dec. 16, 1955
Season: 380, Jim Oler, 1955-56
Career: 975, Jim Oler, 1952-56

Best Free Throw Percentage

Game: 1.000 (16-16), Bob Sura vs. South Florida, Nov. 29, 1994
Season: .895 (51-57), Ken Macklin, 1969-70
Career: .817 (161-197), Granville Arnold, 1983-85

Most Rebounds

Game: 32, Rick Benson vs. Florida Southern, Jan. 7, 1955
Season: 456, Dave Cowens, 1967-68
Career: 1,340, Dave Cowens, 1967-70

Most Assists

Game: 16, Otto Petty vs. South Alabama, Feb. 19, 1972; Tony William vs. Jacksonville, Feb. 12, 1983
Season: 227, Otto Petty, 1970-71
Career: 688, Delvon Arrington, 1999-02

Most Steals

Game: 9, Tony William vs. Memphis State, Feb. 26, 1983; Charlie Ward vs. South Carolina, March 2, 1991; Bob Sura vs. Georgia Tech, March 2, 1995
Season: 97, Sam Cassell, 1992-93
Career: 238, Charlie Ward, 1990-94

Most Blocked Shots

Game: 9, Andre Reid vs. Bethune-Cookman, Dec. 5, 1993; 9, Corey Louis vs. Maryland, Jan. 10, 1995
Season: 111, Rodney Dobard, 1992-93
Career: 240, Rodney Dobard, 1989-93

Best Scoring Average

Season: 29.7, Jim Oler, 1955-56
Career: 23.2, Mitchell Wiggins, 1981-83

Best Rebounding Average

Season: 17.5, Dave Cowens, 1968-69
Career: 17.2, Dave Cowens, 1967-70

SCORING LEADERS

Game

Name	Date	Points
1. Ron King vs. Georgia Southern	Feb. 11, 1971	46
2. Hugh Durham vs. Stetson	Jan. 19, 1957	43
Dave Fedor vs. Miami	Feb. 27, 1960	43
4. Jim Oler vs. Morningside	Dec. 16, 1955	42
Murray Brown at Auburn	Dec. 4, 1978	42
6. Jim Oler vs. Georgia Teachers College	Jan. 14, 1956	41
7. Pee Wee Barber vs. Miami	Feb. 26, 1987	40
8. Ham Wernke vs. Tampa	Jan. 12, 1953	38
Jim Oler vs. Troy State	Feb. 6, 1956	38
Dave Fedor at Tampa	Feb. 26, 1962	38
David Thompson vs. South Alabama	Jan. 22, 1977	38
Tharon Mayes vs. Rhode Island	Dec. 29, 1989	38
13. Dave Fedor vs. Rollins	Feb. 11, 1960	37
Mitchell Wiggins vs. Florida	Jan. 11, 1982	37
Mitchell Wiggins vs. South Carolina	Feb. 22, 1982	37
Mitchell Wiggins vs. Memphis State	Feb. 26, 1983	37
Ron Hale vs. Wake Forest	Jan. 4, 2000	37
18. Hugh Durham at Georgia	Jan. 19, 1959	36
Mitchell Wiggins at San Diego State	Dec. 29, 1982	36
George McCloud at La Salle	Feb. 23, 1989	36
21. Ham Wernke vs. Montana State	March 7, 1955	35
Vernell Ellzy vs. Biscayne	Dec. 3, 1970	35
Reggie Royals vs. UC-Irvine	Jan. 30, 1971	35
Benny Clyde at Oklahoma City	Dec. 30, 1972	35
Larry Warren vs. Texas A&M	Jan. 4, 1974	35
Alton Lee Gipson at Virginia Tech	March 3, 1984	35
Pee Wee Barber vs. Memphis State	Feb. 11, 1987	35
George McCloud at Jacksonville	Jan. 11, 1989	35
Bob Sura at Duke	Jan. 22, 1994	35

Season Average

Name	Year	Avg.
1. Jim Oler	1955-56	29.7
2. Mitchell Wiggins	1981-82	23.8
3. Tharon Mayes	1989-90	23.3
4. George McCloud	1988-89	22.8
5. Ron King	1970-71	22.7
Mitchell Wiggins	1982-83	22.7
7. Hugh Durham	1958-59	21.9
8. Murray Brown	1978-79	21.7
9. Ham Wernke	1952-53	21.3
10. Dave Fedor	1959-60	21.2
Bob Sura	1993-94	21.2
12. Jim Oler	1954-55	21.1
13. Tony Dawson	1988-89	21.0
14. Dave Fedor	1961-62	20.4
15. Dave Cowens	1968-69	20.3
Mickey Dillard	1979-80	20.3


Rowland Garrett averaged 11.7 points per game during his three-year career at Florida State and was a starter on the Seminoles' 1972 NCAA Finalist team.



SCORING LEADERS

Career Average

Name	Years	Games/Points	Avg.
1. Mitchell Wiggins	1981-83	46-1067	23.2
2. Dave Fedor	1959-62	72-1456	20.2
3. Jim Oler	1952-56	91-1820	20.0
4. Ron King	1970-73	64-1252	19.6
Alton Lee Gipson	1983-85	61-1194	19.6
6. Tony Dawson	1987-89	60-1161	19.4
7. Ham Wernke	1951-55	73-1404	19.2
8. Dave Cowens	1967-70	78-1479	19.0
9. Hugh Durham	1956-59	73-1381	18.9
Don Bates	1959	23-434	18.9
11. Sam Cassell	1991-93	64-1211	18.3
12. Pee Wee Barber	1986-87	58-1039	18.0
13. Bob Sura	1991-95	119-2130	17.9
14. Doug Edwards	1990-93	93-1604	17.2
15. Reggie Royals	1970-73	84-1402	16.7
Tim Pickett	2003-04	62-1038	16.7
17. Larry Warren	1972-75	51-840	16.5
18. Tharon Mayes	1987-90	77-1260	16.4
19. James Collins	1993-97	112-1793	16.0
20. Elvis Rolle	1979-81	59-923	15.6



Don Bates is among the Seminoles' all-time top-10 players in the career scoring average category with an 18.9 points per game average during his career. He played in 23 games and scored 434 points in his only season as a Seminole.

500-POINT CLUB (ONE SEASON)

Name	Year	Pts.
1. Jim Oler	1955-56	742
2. George McCloud	1988-89	683
3. Bob Sura	1992-93	675
4. Sam Cassell	1992-93	641
5. Murray Brown	1978-79	629
Mickey Dillard	1979-80	629
7. Tony Dawson	1988-89	627
8. Alton Lee Gipson	1983-84	626
9. Ron King	1970-71	589
10. Murray Brown	1979-80	579
11. Pee Wee Barber	1986-87	576
12. Ron King	1971-72	573
Bob Sura	1993-94	573
14. Sam Cassell	1991-92	570
15. Alton Lee Gipson	1984-85	568
Doug Edwards	1992-93	568
17. Tharon Mayes	1989-90	559
18. Jim Oler	1954-55	549
19. Harry Davis	1977-78	546
George McCloud	1987-88	546
21. Mitchell Wiggins	1982-83	544
22. Tim Pickett	2003-04	543
23. Tony Dawson	1987-88	534
24. Dave Fedor	1959-60	530
25. Doug Edwards	1990-91	524
26. Mitchell Wiggins	1981-82	523
27. Irving Thomas	1989-90	519
28. Mickey Dillard	1980-81	515
29. James Collins	1996-97	514
30. Ham Wernke	1954-55	512
Doug Edwards	1991-92	512
32. Hugh Durham	1956-57	509
33. Dave Cowens	1967-68	508
Dave Cowens	1968-69	508
35. Hugh Durham	1958-59	504
36. Bob Sura	1994-95	502
37. Reggie Royals	1971-72	501
38. David Thompson	1976-77	500

1,000-POINT CLUB (CAREER)

Name	Years	Games	FG	FT	Pts.	Avg.
1. Bob Sura	1991-95	119	731	454	2130	17.9
2. Jim Oler	1952-56	91	528	761	1817	20.0
3. James Collins	1993-97	112	645	267	1793	16.0
4. Mickey Dillard	1976-81	115	640	448	1728	15.0
5. Doug Edwards	1990-93	93	621	332	1604	17.2
6. George McCloud	1985-89	117	529	315	1574	13.5
7. Harry Davis	1974-78	108	640	234	1514	14.0
8. Dave Cowens	1967-70	78	582	315	1479	18.9
9. Murray Brown	1976-80	106	566	338	1470	13.9
10. Dave Fedor	1959-62	72	585	286	1456	20.2
11. Randy Allen	1983-87	115	592	254	1438	12.5
12. Ham Wernke	1951-55	73	505	396	1404	19.2
13. Reggie Royals	1970-73	84	580	242	1402	16.7
14. Hugh Durham	1956-59	73	470	441	1381	18.9
15. Chuck Graham	1989-94	118	503	216	1337	11.3
16. David Thompson	1975-78	83	571	147	1289	15.5
17. Tharon Mayes	1987-90	77	466	200	1260	16.4
18. Ron King	1970-73	64	542	168	1252	19.6
19. Ron Hale	1996-00	120	423	279	1236	10.3
20. Sam Cassell	1991-93	66	440	223	1211	18.3
21. Alton Lee Gipson	1983-85	61	496	202	1194	19.6
22. Delvon Arrington	1998-02	118	413	227	1173	9.9
23. Jeff Hogan	1966-69	79	466	232	1164	14.7
24. Tony Dawson	1987-89	60	453	229	1161	19.4
25. Gary Schull	1963-66	76	408	326	1142	15.0
26. Corey Louis	1994-98	107	447	232	1127	10.5
27. Lawrence McCray	1971-74	84	492	127	1111	13.2
28. Larry Warren	1973-76	78	473	162	1108	14.2
29. Michael Polite	1987-91	99	381	297	1070	10.8
30. Mitchell Wiggins	1981-83	46	439	189	1067	23.2
31. Pee Wee Barber	1985-87	59	395	200	1062	18.0
32. Rodney Dobard	1989-93	122	456	146	1058	8.7
33. Tim Pickett	2002-04	62	352	140	1038	16.7
34. LaMarr Greer	1994-98	117	364	171	1022	8.7
35. Tom McLaughlin	1948-52	92	410	201	1021	11.1
36. Wayne Smalls	1973-77	104	457	102	1016	9.8
37. Ray Swain	1959-62	72	403	194	1000	13.9

1,000-POINT SCORERS



1. Bob Sura 2,130 pts.

Guard • 6-5 • 200 • Wilkes-Barre, PA

Bob Sura tallied 2,130 points during his four seasons at FSU to become the program's all-time leading scorer. After being named ACC Rookie of the Year as a freshman, he went on to become the first player in Florida State history to be named First Team All-ACC. He was selected with the 17th overall pick in the 1995 NBA Draft by the Cleveland Cavaliers. Currently a member of the Houston Rockets.

Year	G	FG-FGA	PCT	FT-FTA	PCT	RB-AVG	PTS-AVG
1991-92	31	124-269	.461	94-150	.627	107-3.5	380-12.3
1992-93	34	241-533	.452	120-188	.638	209-6.1	675-19.9
1993-94	27	202-431	.469	117-179	.654	213-7.9	573-21.2
1994-95	27	164-393	.417	123-179	.687	185-6.9	502-18.6
Totals	119	731-1,626	.450	454-696	.652	714-6.0	2,130-17.9



2. Jim Oler 1,817 pts.

Guard • 5-11 • 180 • Economy, IN

After setting the mark as one of the first members of the 1,000-point club, Jim Oler held the top spot on the all-time scoring list for 39 years before passing the torch to Bob Sura. Oler still holds the single season record for points in a season with 743. He also holds most of the Florida State free throw records including single game (22), single season (311) and career (762). Oler's career scoring average still ranks as third best in Florida State history.

Year	G	FG-FGA	PCT	FT-FTA	PCT	RB-AVG	PTS-AVG
1952-53	20	52-139	.374	90-118	.763	—	194-9.7
1953-54	20	96-280	.343	140-188	.745	—	334-16.7
1954-55	26	164-414	.396	221-289	.765	76-2.9	549-21.1
1955-56	25	216-470	.460	311-380	.818	136-5.4	743-29.7
Totals	91	528-1,303	.405	761-975	.781	—	1,817-20.0



3. James Collins 1,793 pts.

Guard • 6-4 • 196 • Jacksonville, FL

James Collins' distinguished FSU career came to an end in 1997 with 1,793 points. Collins also ranks among the Seminoles' all-time top 10 in five other categories including field goals, field goal attempts, 3-pointers, 3-point attempts and steals.

Year	G	FG-FGA	PCT	FT-FTA	PCT	RB-AVG	PTS-AVG
1993-94	27	110-270	.407	39-57	.684	104-3.9	298-11.0
1994-95	27	181-354	.511	72-164	.439	116-4.3	487-18.0
1995-96	27	172-412	.417	81-120	.675	121-4.5	494-18.3
1996-97	31	182-397	.458	75-112	.670	158-5.1	514-16.6
Totals	112	645-1,433	.450	267-453	.589	499-4.5	1,793-16.0



4. Mickey Dillard 1,728 pts.

Guard • 6-3 • 170 • Dania, FL

Mickey Dillard overcame a broken leg during his junior season to rank fifth on FSU's all-time scoring list. Dillard was drafted by the Atlanta Hawks after his junior year but returned for his senior season to total 1,728 points in his FSU career. Dillard was selected by Cleveland in the third round of the 1981 NBA Draft.

Year	G	FG-FGA	PCT	FT-FTA	PCT	RB-AVG	PTS-AVG
1976-77	25	53-110	.481	40-61	.655	29-1.1	146-5.8
1977-78	29	153-282	.542	92-119	.773	74-2.5	398-13.7
1978-79	2	13-26	.500	14-16	.875	8-4.0	40-20.0
1979-80	31	239-458	.521	151-197	.766	130-4.1	629-20.3
1980-81	28	182-372	.489	151-190	.794	98-3.5	515-18.3
Totals	115	640-1,248	.513	448-583	.768	339-29	1,728-15.0



5. Doug Edwards 1,604 pts.

Forward • 6-9 • 220 • Miami, FL

Having received Florida's Mr. Basketball honors in 1989, Doug Edwards was touted as the best high school player in the history of the state. In only three seasons, he moved himself into the sixth position on the FSU all-time scoring list and is the only player in school history to score more than 500 points in three consecutive seasons. Edwards began his professional career with the Atlanta Hawks who drafted him in the first round in 1993.

Year	G	FG-FGA	PCT	FT-FTA	PCT	RB-AVG	PTS-AVG
1990-91	32	200-385	.519	112-158	.709	227-7.1	524-16.4
1991-92	30	197-385	.512	106-142	.747	271-9.0	512-17.1
1992-93	31	224-424	.528	114-158	.722	290-9.4	568-18.3
Totals	93	621-1,194	.520	332-458	.725	788-8.5	1,604-17.2



6. George McCloud 1,574 pts.

Guard • 6-6 • 205 • Daytona Beach, FL

A seldom used forward in his first two seasons, George McCloud made the transition to guard with ease and instantly made his mark. This deadly accurate 3-point shooter holds both FSU's single game (10) and single season (115) 3-point shooting records. Winning All-Metro Conference honors his junior year, McCloud became a serious NBA prospect and was the first round pick of the Indiana Pacers in 1989.

Year	G	FG-FGA	PCT	FT-FTA	PCT	RB-AVG	PTS-AVG
1985-86	27	42-87	.483	31-49	.633	49-1.8	115-4.4
1986-87	30	87-197	.442	42-68	.618	126-4.2	230-7.7
1987-88	30	193-403	.479	88-112	.786	111-3.7	546-18.2
1988-89	30	207-462	.448	154-176	.875	109-3.6	683-22.8
Totals	117	529-1,149	.460	315-405	.778	395-3.4	1,574-13.5



7. Harry Davis 1,514 pts.

Forward/Center • 6-7 • 220 • Cleveland, OH

Gathering the most mileage of possibly any other Seminole, Harry Davis played in several international competitions including a stop in Moscow, Russia. Davis won Seminole MVP honors as a sophomore and senior. Davis returned to his hometown to play professional ball with the Cleveland Cavaliers.

Year	G	FG-FGA	PCT	FT-FTA	PCT	RB-AVG	PTS-AVG
1974-75	26	104-185	.562	27-41	.672	147-5.7	235-9.0
1975-76	27	143-224	.638	45-71	.634	167-6.2	331-12.3
1976-77	27	176-310	.567	50-92	.543	212-7.8	402-14.8
1977-78	28	217-376	.577	112-178	.629	208-7.4	546-19.5
Totals	108	640-1,095	.584	234-382	.613	734-6.8	1,514-14.0



8. Dave Cowens 1,479 pts.

Center • 6-9 • 220 • Newport, KY

Honored as one of the 50 greatest players in NBA history, Dave Cowens is arguably the single greatest player in Florida State history. While at FSU, he averaged 18.9 points and 17.2 rebounds per game while shooting 52 percent from the field. Cowens also owns most Seminole rebounding records including rebounds in a season (456) and career rebounds (1,340). His talent caught the eye of the Boston Celtics who selected him fourth overall in the 1970 NBA Draft. During his rookie season with the Celtics he averaged 17 points and 15 rebounds per game and won NBA Rookie of the Year honors. In 1973 he took home both The All-Star MVP and League MVP trophies. Cowens' intensity and desire earned him seven all-star appearances and two championship rings with the Celtics in 1974 and 1976 and in 1991 an induction into the Basketball Hall of Fame.

Year	G	FG-FGA	PCT	FT-FTA	PCT	RB-AVG	PTS-AVG
1967-68	27	206-383	.538	96-131	.733	456-17.0	508-18.8
1968-69	25	202-384	.526	104-164	.634	437-17.5	508-20.3
1969-70	26	174-355	.490	115-169	.676	447-17.2	463-17.8
Totals	78	582-1,122	.520	315-464	.679	1,340-17.2	1,479-18.9

1,000-POINT SCORERS



9. Murray Brown 1,470 pts. Forward • 6-8 • 205 • Tampa, FL

Known as "Mule" by his coaches for his hard work and determination, Murray Brown led the nation in field goal shooting percentage in the 1978-79 season with a .691 percentage. Brown also holds the distinction as FSU's most accurate shooter ever with a .668 career percentage. This All-Metro Conference performer was selected by the Cleveland Cavaliers in the 1980 NBA Draft.

Year	G	FG-FGA	PCT	FT-FTA	PCT	RB-AVG	PTS-AVG
1976-77	18	38-50	.760	18-28	.642	48-2.7	94-5.2
1977-78	28	61-98	.622	46-65	.707	111-3.9	168-6.0
1978-79	29	237-343	.691	155-218	.711	242-8.3	629-21.7
1979-80	31	230-356	.646	119-172	.691	238-7.6	579-18.7
Totals	106	566-847	.668	338-483	.700	639-6.1	1,470-13.9



10. Dave Fedor 1,456 pts. Forward • 6-6 • 192 • Zephyrhills, FL

A left-hander known for his ability to do almost anything on the court with either hand, Dave Fedor led the Seminoles as co-captain in both his junior and senior seasons. Fedor's hard work and consistency were evidenced by his streak of 49 consecutive games scoring in double figures. He became the first FSU player ever picked in the NBA Draft when he was selected by Philadelphia in 1962.

Year	G	FG-FGA	PCT	FT-FTA	PCT	RB-AVG	PTS-AVG
1959-60	25	214-453	.472	102-131	.779	400-16.0	530-21.2
1960-61	24	185-365	.507	86-107	.804	336-14.0	456-19.0
1961-62	23	186-356	.522	98-125	.784	233-10.1	470-20.4
Totals	72	585-1,174	.498	286-363	.788	969-13.5	1,456-20.2



11. Randy Allen 1,438 pts. Forward • 6-7 • 222 • Milton, FL

Milton, FL, native Randy Allen was one of the most dependable players in FSU history. Allen averaged at least 12.0 points and 6.0 rebounds per game his last three years. He was twice named All-Metro and is also a member of Florida State's 500-Board Club.

Year	G	FG-FGA	PCT	FT-FTA	PCT	RB-AVG	PTS-AVG
1983-84	30	109-211	.517	37-73	.507	148-4.9	255-8.5
1984-85	28	187-352	.531	62-101	.614	190-6.8	436-15.6
1985-86	27	152-330	.461	67-112	.598	163-6.2	371-13.7
1986-87	30	144-312	.462	88-127	.693	235-7.8	376-12.5
Totals	115	592-1,205	.491	254-413	.615	736-6.4	1,438-12.5



12. Ham Wernke 1,404 pts. Guard • 6-0 • 170 • Batesville, IN

Ham Wernke was one of the best perimeter shooters in the early days of the FSU program. He averaged in double figures in each of his four seasons and at least 18 points in his last three.

Year	G	FG-FGA	PCT	FT-FTA	PCT	RB-AVG	PTS-AVG
1951-52	5	20-71	.282	17-23	.739	55-11.0	57-11.4
1952-53	22	167-422	.396	134-193	.694	—	468-21.3
1953-54	20	128-354	.362	113-148	.746	—	369-18.5
1954-55	26	190-461	.412	132-169	.781	130-5.0	512-19.7
Totals	73	505-1,308	.385	396-533	.743	—	1,404-19.2



13. Reggie Royals 1,402 pts. Forward • 6-10 • 200 • Whiteville, NC

Helping lead the charge for a national title in 1972, Reggie Royals was an exceptional outside shooter for a player of his size. Nicknamed the "Tree" by his teammates, Royals grabbed over 300 rebounds in three consecutive seasons. He is FSU's second leading career rebounder, behind Dave Cowens, with 1,006. Royals took his talents to Philadelphia as one of their 1973 draft selections.

Year	G	FG-FGA	PCT	FT-FTA	PCT	RB-AVG	PTS-AVG
1970-71	26	191-384	.497	89-122	.730	390-15.0	471-18.1
1971-72	32	196-415	.472	109-159	.686	351-11.0	501-15.7
1972-73	26	193-382	.510	44-68	.647	265-10.2	430-16.5
Totals	84	580-1,181	.491	242-349	.693	1,006-12.0	1,402-16.7



14. Hugh Durham 1,381 pts. Guard • 5-11 • 160 • Louisville, KY

After leading the Seminoles as a player in the 50's, Hugh Durham returned to lead the Seminoles as their head coach in the 60's and 70's. As a player, Durham ranks second in points scored in a single game (43) and also scored more than 500 points in two seasons. Perhaps most notable was Durham's coaching career at FSU when he led the Seminoles to three NCAA Tournament appearances including a national championship game appearance in 1972. His career winning percentage as the 'Noles' head coach was .708 which still ranks among the best in the nation.

Year	G	FG-FGA	PCT	FT-FTA	PCT	RB-AVG	PTS-AVG
1956-57	26	177-438	.404	155-213	.728	116-4.5	509-19.6
1957-58	24	122-377	.324	124-155	.800	93-3.9	368-13.3
1958-59	23	171-415	.412	162-201	.806	86-3.7	504-21.9
Totals	73	470-1,230	.382	441-569	.775	295-4.0	1,381-18.9



15. Chuck Graham 1,338 pts. Guard • 6-3 • 200 • Augusta, GA

With an explosive vertical leap of 41 inches, Chuck Graham was one of the most acrobatic players to ever wear a Seminole uniform. Despite missing a year, due to a knee injury suffered three minutes into his senior season opener, Graham was granted a medical hardship and returned to be a major contributor to the Seminoles' '93-94 campaign.

Year	G	FG-FGA	PCT	FT-FTA	PCT	RB-AVG	PTS-AVG
1989-90	31	126-269	.468	51-69	.739	110-3.5	314-10.1
1990-91	32	131-306	.428	52-73	.712	86-2.7	350-10.9
1991-92	30	143-324	.441	69-85	.812	105-3.5	391-13.0
1992-93	1	0-1	.000	0-0	.000	1-1.0	1-1.0
1993-94	24	103-247	.417	44-58	.759	84-3.5	282-11.8
Totals	118	503-1,147	.439	216-285	.758	386-3.3	1,338-11.3



16. David Thompson 1,289 pts. Forward • 6-8 • 195 • Boston, MA

After transferring from Lake City Junior College, David Thompson made an immediate impact for the Seminoles, making the All-Tournament team in the IPTAY, Cable Car and Vermont Classics in 1976-77. His trademark fall away jump shot helped him score 1,289 points in his FSU career. Thompson was drafted by Buffalo in 1978.

Year	G	FG-FGA	PCT	FT-FTA	PCT	RB-AVG	PTS-AVG
1975-76	27	166-356	.466	58-78	.744	203-7.5	390-14.4
1976-77	27	230-495	.464	40-69	.579	205-7.5	500-18.5
1977-78	29	175-362	.483	49-69	.710	211-7.2	399-13.7
Totals	83	571-1,213	.471	147-216	.681	620-7.5	1,289-15.5

1,000-POINT SCORERS



17. Ron King 1,261 pts.
Forward • 6-4 • 185 • Louisville, KY

Ron King owns FSU's single game scoring record with a 46-point outing against Georgia Southern in 1971. He was an All-American in 1972 and the NCAA Mideast Regional MVP in leading the Seminoles to the Final Four. He was selected by the Golden State Warriors of the NBA in 1973.

Year	G	FG-FGA	PCT	FT-FTA	PCT	RB-AVG	PTS-AVG
1970-71	26	262-521	.503	65-91	.714	130-5.0	589-22.7
1971-72	32	239-558	.428	95-126	.754	192-6.0	573-17.9
1972-73	6	41-91	.451	8-13	.615	17-3.3	99-16.5
Totals	64	542-1,170	.463	168-230	.730	339-5.3	1,261-19.6



18. Tharon Mayes 1,260 pts.
Guard • 6-3 • 175 • New Haven, CT

A defensive terror because of his lightning-quick hands, Tharon Mayes had 132 steals in his career with Florida State. In the 1989-90 season, Mayes averaged 23.3 points, which is the third best season scoring average in the FSU record book. Mayes is currently playing professional basketball in Europe.

Year	G	FG-FGA	PCT	FT-FTA	PCT	RB-AVG	PTS-AVG
1987-88	30	142-299	.475	66-90	.733	83-2.8	396-13.2
1988-89	23	126-229	.550	29-39	.744	53-2.3	305-13.3
1989-90	24	198-414	.478	105-126	.833	81-3.4	559-23.3
Totals	77	466-942	.495	200-255	.784	217-2.8	1,260-16.4



19. Ron Hale 1,236 pts.
Forward • 6-9 • 210 • Largo, FL

Ron Hale, a two-time All-ACC selection, was one of the top scorers in Seminole history during his career. He scored 1,236 career points. Hale's career high of 37 points came against Wake Forest on Jan. 4, 2000. He signed a free-agent contract with the Miami Heat prior to the 2001 season.

Year	G	FG-FGA	PCT	FT-FTA	PCT	RB-AVG	PTS-AVG
1996-97	30	47-110	.427	27-40	.675	69-2.3	130-4.3
1997-98	32	70-147	.476	27-44	.614	127-4.0	187-5.8
1998-99	30	167-351	.476	108-135	.800	168-5.6	481-16.0
1999-00	28	139-348	.399	117-155	.755	134-4.8	438-15.6
Totals	120	423-956	.442	279-374	.746	498-4.2	1,236-10.3



20. Sam Cassell 1,211 pts.
Guard • 6-3 • 195 • Baltimore, MD

Perhaps one of the greatest junior college transfers in Seminole history, Sam Cassell added an offensive and defensive threat to the Seminole arsenal. With a season record 97 steals in his '92-93 campaign, Cassell also dished out 170 assists that same season along with an average of 18.3 points per game. He thrived on pressure situations and routinely came through in the clutch. Cassell was drafted by the Houston Rockets in the first round of the 1993 NBA Draft. During his first two seasons in the NBA he was an integral part of the Rockets' World Championship teams. He currently plays for the Los Angeles Clippers.

Year	G	FG-FGA	PCT	FT-FTA	PCT	RB-AVG	PTS-AVG
1991-92	31	206-454	.454	100-142	.704	141-4.5	570-18.4
1992-93	35	234-466	.502	123-162	.759	152-4.3	641-18.3
Totals	66	440-920	.478	223-304	.733	293-4.4	1,211-18.3


Murray Brown made 237 field goals during the 1978-79 season – the seventh highest single season total in school history. His 230 field goals made during the 1979-80 season is tied for the 10th highest single-season total in school history.



21. Alton Lee Gipson 1,194 pts.
Center • 6-11 • 230 • Dubach, LA

Widely considered the best junior college center in the country in 1982-83, Alton Lee Gipson was named Metro Conference Newcomer of the Year in 1983-84. He was also named to the Metro Tournament all-tournament team the same year. Gipson ranks eighth in single season scoring having scored 626 points in his '83-84 season. He also earned All-America honors in 1983-84.

Year	G	FG-FGA	PCT	FT-FTA	PCT	RB-AVG	PTS-AVG
1983-84	31	260-497	.523	106-173	.613	208-6.7	626-20.2
1984-85	30	236-489	.483	96-150	.640	234-7.8	568-18.9
Totals	61	496-986	.503	202-323	.625	442-7.3	1,194-19.6



1,000-POINT SCORERS



22. Delvon Arrington 1,173 pts.
Guard • 5-11 • 166 • Hillside, NJ

Became the first men's basketball player in ACC history to enter school as a partial qualifier and earn his undergraduate degree in four years to earn his fourth year of eligibility back according to NCAA rules. He earned All-ACC honorable mention honors following his senior season. Is Florida State's all-time leader in assists with 688 and earned the school record assist in the Seminoles' victory over No. 1-ranked and previously undefeated Duke Jan. 6, 2002 in Tallahassee. Ranked first in school history in total assists (688) and assists per game (5.8), ranked second in steals (225) and fourth in steals per game (1.9), seventh in 3-point shots attempted (352) and eighth in 3-point shots made (120), eighth in career games played (118) and 22nd in scoring (1,173 points).

Year	G-GS	FG-A	PCT.	FT-FTA	PCT.	Assists	PTS.-AVG.
1998-99	30-29	87-206	.422	52-74	.703	181	242-8.1
1999-00	29-29	95-258	.368	39-55	.709	182	258-8.9
2000-01	30-30	117-270	.433	77-106	.726	143	344-11.5
2001-02	29-29	114-280	.407	59-80	.738	182	329-11.3
Totals	118-117	413-1,014	.407	227-315	.721	688	1,173-9.9



23. Jeff Hogan 1,164 pts.
Guard • 6-0 • 165 • Akron, OH

A brilliant two-sport star for Florida State, Jeff Hogan was a leader on the Seminole basketball and baseball teams from 1966 to 1969. Though Hogan was a gifted basketball player and a prolific scorer he chose to play professional baseball. He averaged at least 14.0 points per game in all three of his seasons.

Year	G	FG-FGA	PCT	FT-FTA	PCT	RB-AVG	PTS-AVG
1966-67	26	143-292	.490	85-115	.739	81-3.1	372-14.3
1967-68	27	168-348	.483	91-110	.827	60-2.2	427-15.8
1968-69	26	155-335	.463	56-80	.700	55-2.1	366-14.1
Totals	79	466-975	.478	232-305	.761	196-2.5	1,164-14.7



24. Tony Dawson 1,161 pts.
Forward • 6-7 • 215 • Kinston, NC

Walking with a limp from a childhood accident that left one leg shorter than the other, Tony Dawson rose above his circumstances to become one of Florida State's highest scorers. He ranks sixth in single season scoring with a 629-point performance during the 1988-89 season. In 1987-88 he shot .460 from the 3-point line to put him first all time in the 3-point percentage for a season.

Year	G	FG-FGA	PCT	FT-FTA	PCT	RB-AVG	PTS-AVG
1987-88	30	211-393	.539	111-153	.725	228-7.6	536-17.9
1988-89	30	242-459	.528	118-160	.738	206-6.9	629-21.0
Totals	60	453-852	.532	229-313	.732	434-7.2	1,161-19.4



25. Gary Schull 1,142 pts.
Forward/Center • 6-6 • 211 • Pompano Beach, FL

From 1963-1966, Gary Schull was the leader of Florida State's basketball Seminoles. The Pompano Beach prep star, short for a college center, made up for lack of size with hustle and aggressiveness. In his career, Schull averaged 15.2 points per game and grabbed more than 10 rebounds a contest. Schull graduated in 1966 and went to Europe to become one of Italy's best-known and most popular pro players.

Year	G	FG-FGA	PCT	FT-FTA	PCT	RB-AVG	PTS-AVG
1963-64	25	133-267	.498	77-107	.719	195-7.2	343-13.7
1964-65	26	120-263	.456	85-128	.663	273-10.5	325-12.5
1965-66	25	155-302	.514	164-237	.687	317-12.7	474-19.0
Totals	76	408-832	.490	326-472	.691	785-10.3	1,142-15.0



26. Corey Louis 1,127 pts.
Forward/Center • 6-9 • 235 • Miami, FL

A four-year starter at FSU, Corey Louis finished his career among the Seminoles' all-time leaders in scoring, rebounding and blocked shots. He was Florida State's team MVP as a senior and helped lead FSU back to the NCAA Tournament in 1998.

Year	G	FG-FGA	PCT	FT-FTA	PCT	RB-AVG	PTS-AVG
1994-95	27	120-267	.449	54-76	.711	210-7.8	295-10.9
1995-96	23	84-198	.424	47-75	.627	150-6.5	215-9.3
1996-97	25	109-219	.498	57-88	.648	170-6.8	275-11.0
1997-98	32	134-241	.556	74-132	.561	225-7.0	342-10.7
Totals	107	447-925	.483	232-371	.625	755-7.1	1,127-10.5



27. Lawrence McCray 1,111 pts.
Center • 6-11 • 210 • Pensacola, FL

A strong defensive performer, Lawrence McCray was also an effective offensive weapon. Mr. Basketball in the state of Florida in 1970, McCray averaged 13.2 points and nine rebounds per game in his FSU career. Known as "Lurch" by his teammates, McCray was drafted by New Orleans in 1974.

Year	G	FG-FGA	PCT	FT-FTA	PCT	RB-AVG	PTS-AVG
1971-72	32	166-300	.554	52-89	.584	263-8.2	384-12.0
1972-73	26	170-293	.580	41-71	.577	242-9.3	381-14.7
1973-74	26	156-303	.514	34-63	.540	254-9.8	346-13.3
Totals	84	492-896	.549	127-223	.569	759-9.0	1,111-13.2



28. Larry Warren 1,108 pts.
Guard • 6-4 • 190 • Lake Worth, FL

Another of FSU's many Florida Mr. Basketball honorees, Larry Warren was also a junior college All-American. Known for his great play in big games, Warren averaged 14.2 points a game in his FSU career. Warren's junior college coach was fellow 1,000-point club member Jim Oler.

Year	G	FG-FGA	PCT	FT-FTA	PCT	RB-AVG	PTS-AVG
1973-74	26	179-395	.453	82-103	.796	161-6.2	440-16.9
1974-75	25	172-363	.474	56-72	.778	139-5.6	400-16.0
1975-76	27	122-311	.392	24-37	.649	102-3.8	268-9.9
Totals	78	473-1,069	.442	162-212	.764	402-5.2	1,108-14.2



29. Michael Polite 1,070 pts.
Forward • 6-7 • 215 • Daytona Beach, FL

Michael Polite overcame Guillain-Barré syndrome as a sophomore to have a productive career. He led FSU in rebounding his final two seasons and averaged at least 13 points per game as a junior and senior.

Year	G	FG-FGA	PCT	FT-FTA	PCT	RB-AVG	PTS-AVG
1987-88	30	70-117	.590	50-70	.714	115-3.8	188-6.3
1988-89	6	11-21	.524	6-17	.353	23-3.8	26-2.3
1989-90	31	156-268	.582	117-173	.676	262-8.5	433-14.0
1990-91	32	144-305	.472	124-190	.653	273-8.5	419-13.1
Totals	99	381-711	.535	297-450	.660	673-6.8	1,070-10.8

1,000-POINT SCORERS



30. Mitchell Wiggins 1,067 pts. Guard • 6-4 • 185 • Grifton, NC

An FSU All-American, Mitchell Wiggins was one of the most potent scoring threats to wear the Garnet and Gold. With a career scoring average of 23.2 points per game, he leads all Seminoles in that category. Wiggins was the first FSU player to win the Metro Conference scoring title. He was a first-team All-Metro selection in 1981-82 and led the conference in rebounding from the guard position. Wiggins participated on the U.S. National team at the 1982 World Championships. Drafted by the Indiana Pacers in 1983, Wiggins wound up in Chicago then moved on to Houston and Philadelphia of the NBA.

Year	G	FG-FGA	PCT	FT-FTA	PCT	RB-AVG	PTS-AVG
1981-82	22	223-388	.574	77-102	.754	213-9.7	523-23.8
1982-83	24	216-410	.527	112-147	.762	196-8.2	544-22.7
Totals	46	439-798	.550	189-249	.759	409-8.9	1,067-23.2



31. Pee Wee Barber 1,062 pts. Guard • 5-11 • 175 • Harrisonburg, VA

A bump and run guard who never slowed down, Pee Wee Barber played big for his size. In 1985-86 he led the Seminoles in scoring (16.8 points per game), assists (5.0 per game) and steals (1.8 per game). He was also named to the Metro Conference All-Tournament team in 1986. Pee Wee, whose given name is Norwood, was drafted by the Portland Trailblazers in 1987.

Year	G	FG-FGA	PCT	FT-FTA	PCT	RB-AVG	PTS-AVG
1985-86	29	204-402	.507	78-102	.765	69-2.5	486-16.8
1986-87	30	191-400	.478	122-152	.803	69-2.3	576-19.2
Totals	59	395-802	.493	200-254	.787	138-2.4	1,062-18.0



32. Rodney Dobard 1,058 pts. Forward • 6-9 • 210 • Delray Beach, FL

Rodney Dobard was no stranger to highlight films performing acrobatic fast break dunks and amazing put back slams. He holds the Seminole record for games played with 122. The most accurate big man in FSU history, Dobard ranks second in field goal percentage. On defense, Dobard owns the Florida State record for the most blocked shots in a season with 111 and career with 240.

Year	G	FG-FGA	PCT	FT-FTA	PCT	RB-AVG	PTS-AVG
1989-90	29	38-68	.559	12-23	.522	82-2.8	88-3.0
1990-91	29	110-193	.570	27-50	.540	150-5.2	247-8.5
1991-92	29	138-221	.624	43-72	.597	195-6.7	319-11.0
1992-93	35	170-297	.572	64-98	.653	214-6.1	404-11.5
Totals	122	456-779	.585	146-243	.601	641-5.3	1,058-8.7



33. Tim Pickett 1,038 pts. Guard • 6-4 • 207 • Daytona Beach, FL

One of only two players in FSU history to earn All-ACC First-Team honors, Pickett led the Seminoles to the second round of the NIT in 2004. Scored 1,038 points in two years and averaged 16.7 points per game during his career. Named to the ACC All-Defensive Team in 2003 and 2004 by a vote of both the coaches and the media. Led the ACC in steals in 2003 and in 3-point field goals made in 2004. He totaled 164 steals in only two years in Division I play and ended his career tied for second in ACC history with an average 2.64 steals per game.

Year	G	FG-FGA	PCT	FT-FTA	PCT	RB-AVG	PTS-AVG
2002-03	29	167-437	.382	77-89	.865	165-5.7	495-17.1
2003-04	33	185-427	.433	63-83	.759	149-4.5	543-16.5
Total	62	352-864	.407	140-172	.814	314-5.06	1,038-16.7



34. LaMarr Greer 1,022 pts. Guard/Forward • 6-5 • 225 • Cape May, NJ

One of the most versatile players in FSU history, LaMarr Greer started his first two seasons at point guard before moving to the wing for his last two years. He ranks among Florida State's all-time top 10 in five categories.

Year	G	FG-FGA	PCT	FT-FTA	PCT	RB-AVG	PTS-AVG
1994-95	26	55-136	.404	12-16	.750	76-2.9	146-5.6
1995-96	27	91-203	.448	53-83	.639	93-3.4	253-9.4
1996-97	32	91-213	.427	49-80	.613	124-3.9	269-8.4
1997-98	32	127-321	.396	57-76	.750	145-4.5	354-11.1
Totals	117	364-873	.417	171-255	.671	438-3.7	1,022-8.7



35. Tom McLaughlin 1,021 pts. Forward • 6-3 • 150 • Madison, IN

Was Florida State's first 1,000-career-point scorer and totaled 1,020 points during his four-year career. A member of Florida State's second team during the 1948-49 season who played for head coach J.K. "Bud" Kennedy. He averaged in double figure scoring during three of his four seasons and finished his career with an 11.1 points per game average. Helped lead Florida State to its first national tournament appearance in the NAIB District 25 Tournament in 1951 and 1952.

Year	G	FG-FGA	PCT	FT-FTA	PCT	RB-AVG	PTS-AVG
1948-49	21	90-	-	37-	-	-	217-10.3
1949-50	25	138-	-	52-	-	-	328-13.1
1950-51	21	64-	-	51-	-	-	179-8.5
1951-52	25	118-352	.335	61-106	.575	-	297-11.9
Totals	92	-	-	-	-	-	1,021-11.1



36. Wayne Smalls 1,016 pts. Guard • 6-2 • 225 • Camden, NJ

Best known for his outside shooting ability, Wayne Smalls was one of the most consistent players to come off the bench for Florida State. As a senior, Smalls hit 84 percent from the free-throw line to rank among the nation's best.

Year	G	FG-FGA	PCT	FT-FTA	PCT	RB-AVG	PTS-AVG
1973-74	26	105-244	.430	23-30	.767	54-2.1	233-9.0
1974-75	26	141-314	.449	33-43	.767	68-2.6	315-12.1
1975-76	25	82-160	.513	20-31	.645	22-0.9	184-7.4
1976-77	27	129-289	.446	26-31	.838	86-3.1	284-10.5
Totals	104	457-1,007	.454	102-135	.756	230-2.2	1,016-9.8



37. Ray Swain 1,000 pts. Forward • 6-4 • 185 • Jacksonville, FL

A double-figure scorer who averaged 16.9 points per game over the final 47 games and two seasons of his career. He averaged a career 17.4 points as a junior in helping the Seminoles to 14 wins. Florida State won 15 games in 1962 as he averaged 16.3 points per game. Helped the Seminoles defeat Florida his senior season.

Year	G	FG-FGA	PCT	FT-FTA	PCT	RB-AVG	PTS-AVG
1959-60	25	78-206	.379	50-89	.562	175-7.0	206-8.2
1960-61	24	168-313	.537	82-124	.661	188-7.8	418-17.4
1961-62	23	157-274	.573	62-91	.681	171-7.4	376-16.3
Totals	72	403-793	.508	194-304	.638	534-7.4	1,000-13.9

FIELD GOALS

FIELD GOALS MADE

Game		
Name	Date	FGM
1. Ron King vs. Georgia Southern	Feb. 11, 1971	21
2. Ron King at Pan American	Dec. 23, 1970	17
Ron King vs. Miami	Jan. 8, 1971	17
David Thompson vs. South Alabama	Jan. 22, 1977	17
Mitchell Wiggins at San Diego State	Dec. 24, 1982	17
Al Thornton at Duke	Feb. 4, 2006	17
7. Dave Fedor vs. Miami	Jan. 16, 1960	16
Larry Warren vs. Marshall	Dec. 7, 1974	16
Murray Brown at Auburn	Dec. 4, 1978	16
Alton Lee Gipson vs. Tampa	Nov. 26, 1984	16
11. Dave Fedor vs. Rollins	Feb. 11, 1960	15
Dave Fedor vs. Tampa	Feb. 26, 1962	15
Ray Swain at Tampa	Feb. 26, 1962	15
Dave Cowens vs. George Washington	Dec. 12, 1967	15
Reggie Royals vs. UC-Irvine	Jan. 30, 1971	15
Mitchell Wiggins vs. Florida	Jan. 11, 1982	15
Doug Edwards vs. DePaul	Feb. 23, 1992	15
Bob Sura vs. Lafayette	Jan. 2, 1994	15
Al Thornton at Boston College	Jan. 14, 2006	15

Season

Name	Year	FGM
1. Ron King	1970-71	262
2. Alton Lee Gipson	1983-84	260
3. Tony Dawson	1988-89	242
4. Bob Sura	1992-93	241
5. Ron King	1971-72	239
Mickey Dillard	1979-80	239
7. Murray Brown	1978-79	237
8. Alton Lee Gipson	1984-85	236
9. Sam Cassell	1992-93	234
10. David Thompson	1976-77	230
Murray Brown	1979-80	230
12. Doug Edwards	1992-93	224
13. Mitchell Wiggins	1981-82	223
14. Harry Davis	1977-78	217
15. Jim Oler	1955-56	216
Mitchell Wiggins	1982-83	216

Career

Name	Years	FGM
1. Bob Sura	1991-95	731
2. James Collins	1993-97	645
3. Harry Davis	1974-78	640
Mickey Dillard	1976-81	640
5. Doug Edwards	1990-93	621
6. Randy Allen	1984-87	592
7. Dave Fedor	1959-62	585
8. Dave Cowens	1967-70	582
9. Reggie Royals	1970-73	580
10. David Thompson	1975-78	571
11. Murray Brown	1976-80	566
12. Ron King	1971-73	542
13. George McCloud	1985-89	529
14. Jim Oler	1952-56	528
15. Ham Wernke	1951-55	504
16. Chuck Graham	1989-94	503

FIELD GOALS ATTEMPTED

Game		
Name	Date	FGA
1. Ham Wernke vs. Tampa	Feb. 14, 1953	37
2. Rick Benson vs. Beloit	March 9, 1955	32
Ron King vs. Georgia Southern	Feb. 11, 1971	32
Al Thornton at Duke	Feb. 4, 2006	32
5. Ian Morrison at Tampa	Feb. 27, 1967	31
6. Burt Deckel at Furman	Dec. 14, 1957	30
Don Bates at Stetson	Feb. 21, 1959	30
8. Don Bates at Auburn	Dec. 17, 1958	29
Ron King vs. Miami	Jan. 8, 1971	29
10. Rick Benson vs. Georgia Teachers	March 1, 1955	28
Hugh Durham vs. Auburn	Dec. 29, 1958	28
David Thompson at Jacksonville	Jan. 26, 1977	28
David Thompson vs. UNC-Charlotte	Jan. 29, 1977	28

Season

Name	Year	FGA
1. Ron King	1971-72	558
2. Bob Sura	1992-93	533
3. Ron King	1970-71	521
4. Alton Lee Gipson	1983-84	497
5. Don Bates	1958-59	495
David Thompson	1976-77	495
7. Alton Lee Gipson	1984-85	489
8. Rick Benson	1954-55	471
9. Jim Oler	1955-56	470
10. Sam Cassell	1992-93	466
11. George McCloud	1988-89	462
12. Ham Wernke	1954-55	461
13. Tony Dawson	1988-89	459
14. Mickey Dillard	1979-80	458
15. Burt Deckel	1957-58	457

Career

Name	Years	FGA
1. Bob Sura	1991-95	1626
2. James Collins	1993-97	1433
3. Ham Wernke	1951-55	1308
4. Jim Oler	1952-56	1303
5. Mickey Dillard	1976-81	1248
6. Hugh Durham	1956-59	1230
7. David Thompson	1975-78	1213
8. Randy Allen	1984-87	1205
9. Doug Edwards	1990-93	1194
10. Reggie Royals	1970-73	1181
11. Dave Fedor	1959-62	1174

Jeff Hogan finished in the top three in scoring in each of his three years at Florida State. He averaged 14.3 points as a sophomore, 15.8 points as a junior and 14.1 points as a senior and helped lead the Seminoles to their first ever NCAA Tournament appearance in his sophomore season.



FIELD GOALS

3-POINT FIELD GOALS MADE

Game

Name	Date	3FGM
1. George McCloud at La Salle	Feb. 23, 1989	10
2. James Collins vs. Connecticut	March 25, 1997	8
3. Sam Cassell vs. South Florida	Dec. 30, 1992	7
James Collins vs. Tulane	Dec. 10, 1994	7
Adrian Crawford at Temple	Dec. 14, 1998	7
Adrian Crawford at Vanderbilt	Dec. 9, 2000	7
Andrew Wilson at North Carolina	Feb. 21, 2004	7
Von Wafer vs. Wake Forest	Jan. 18, 2005	7
Andrew Wilson vs. Virginia	Feb. 18, 2006	7
10. LaRae Davis vs. Southern Miss.	Feb. 28, 1987	6
LaRae Davis at South Carolina	March 6, 1987	6
George McCloud vs. Alabama State	Feb. 24, 1988	6
George McCloud vs. Florida	Dec. 3, 1988	6
George McCloud vs. Jacksonville	Jan. 11, 1989	6
George McCloud vs. Arkansas	Jan. 18, 1989	6
George McCloud vs. Virginia Tech	March 1, 1989	6
Tharon Mayes vs. Stetson	Dec. 22, 1989	6
Aubry Boyd at Jacksonville	Feb. 16, 1991	6
Sam Cassell at Wake Forest	Jan. 11, 1992	6
Sam Cassell vs. Georgia Tech	Feb. 15, 1992	6
Bob Sura vs. UCLA	Nov. 27, 1992	6
Sam Cassell at Clemson	Jan. 20, 1993	6
Terrell Baker vs. Auburn	Dec. 6, 1998	6
Tim Pickett at Virginia	Jan. 29, 2003	6
Tim Pickett vs. Virginia	March 1, 2003	6
Nate Johnson at Stetson	Dec. 30, 2004	6
Tim Pickett at Florida	Jan. 3, 2004	6
Tim Pickett vs. Savannah State	Feb. 1, 2004	6
Tim Pickett vs. Georgia Tech	Feb. 3, 2004	6
Tim Pickett vs. Duke	Feb. 29, 2004	6
Tim Pickett vs. NC State	March 12, 2004	6
Von Wafer vs. Stetson	Dec. 23, 2004	6
Von Wafer vs. Florida	Jan. 2, 2005	6

Season

Name	Year	3FGM
1. George McCloud	1988-89	115
2. Tim Pickett	2003-04	110
3. Tim Pickett	2002-03	84
4. LaRae Davis	1986-87	80
5. James Collins	1996-97	75
6. Bob Sura	1992-93	73
7. Pee Wee Barber	1986-87	72
George McCloud	1987-88	72
James Collins	1994-95	72
10. James Collins	1995-96	69
11. Von Wafer	2004-05	65
12. Adrian Crawford	1998-99	64
13. Tharon Mayes	1989-90	58
Sam Cassell	1991-92	58
Adrian Crawford	2000-01	58
16. Aubry Boyd	1990-91	55

Career

Name	Years	3FGM
1. James Collins	1993-97	255
2. Bob Sura	1991-95	214
3. George McCloud	1986-89	201
4. Tim Pickett	2002-04	194
5. Adrian Crawford	1999-01	135
6. Tharon Mayes	1987-90	128
7. LaMarr Greer	1994-98	123
8. Delvon Arrington	1999-02	120
9. Chuck Graham	1985-89	115
10. Ron Hale	1996-00	111
11. Andrew Wilson	2001-06	110
12. Sam Cassell	1991-93	108
Von Wafer	2003-05	108
14. Aubry Boyd	1987-91	93
15. Michael Joiner	2001-04	92
Todd Galloway	2003-06	92
17. Antwan Dixon	1999-00	83
18. LaRae Davis	1985-87	80
19. Derrick Carroll	1992-95	77
20. Terrell Baker	1997-99	76

FIELD GOAL PERCENTAGE

Game (Minimum 10 Attempts)

Name	Date	Pct.
1. Greg Grady vs. Illinois State	Feb. 12, 1976	1.000 (11-11)
Tat Hunter at Tampa	Nov. 23, 1985	1.000 (10-10)
Doug Edwards vs. UNC-Asheville	Jan. 2, 1992	1.000 (10-10)
4. Murray Brown at Auburn	Dec. 4, 1978	.941 (16-17)
5. Tharon Mayes vs. Southern Miss.	Jan. 7, 1989	.929 (13-14)
Murray Brown vs. Baptist College	Feb. 5, 1977	.917 (11-12)
7. Doug Edwards vs. NC State	March 13, 1992	.909 (10-11)
8. Charlie Long vs. Auburn	Dec. 21, 1962	.900 (9-10)
Dick Danford vs. The Citadel	Jan. 2, 1968	.900 (9-10)
Otis Johnson vs. Mercer	March 3, 1973	.900 (9-10)
Harry Davis vs. Oregon State	Dec. 29, 1975	.900 (9-10)
Murray Brown vs. Western Kentucky	Nov. 30, 1978	.900 (9-10)
Tony Dawson vs. Florida International	Dec. 2, 1987	.900 (9-10)
Michael Polite vs. Southern Miss.	Jan. 6, 1990	.900 (9-10)
15. Irv Thomas vs. Southern Miss.	Jan. 6, 1990	.875 (14-16)
16. Vernell Ellzy vs. Biscayne College	Dec. 3, 1970	.857 (12-14)
Greg Grady vs. Biscayne	Jan. 20, 1975	.857 (12-14)
Murray Brown vs. Alabama Birmingham	Feb. 20, 1980	.857 (12-14)
Raleigh Choice vs. Southern Miss.	Jan. 18, 1986	.857 (12-14)
Tony Dawson vs. Central Florida	Nov. 25, 1988	.857 (12-14)
Sam Cassell at Clemson	Jan. 20, 1993	.857 (12-14)

Season

Name	Year	FGM-FGA	Pct.
1. Murray Brown	1978-79	237-343	.691
2. Murray Brown	1979-80	230-356	.646
3. Harry Davis	1975-76	143-224	.638
4. William Williams	1969-70	185-291	.636
5. Kirk Luchman	1995-96	97-155	.626
6. Rodney Dobard	1991-92	138-221	.624
7. Murray Brown	1977-78	61-98	.622
8. Jan Gies	1968-69	80-129	.620
9. Kris Anderson	1976-77	65-105	.619
10. Jerome Fitchett	1985-86	126-205	.615
11. Elvis Rolle	1979-80	197-322	.612
Jerome Fitchett	1984-85	74-121	.612
13. Damos Anderson	1998-99	115-190	.605

Career

Name	Years	FGM-FGA	Pct.
1. Murray Brown	1976-80	566-847	.668
2. Elvis Rolle	1979-81	365-619	.590
3. Kris Anderson	1976-81	371-633	.586
4. Rodney Dobard	1989-93	456-779	.585
5. Harry Davis	1974-78	640-1095	.584
6. Trevor Harvey	2001-03	141-245	.576
7. Jerome Fitchett	1984-88	388-677	.573
8. Jan Gies	1967-70	245-428	.572
9. Greg Grady	1973-76	401-708	.566
10. Tat Hunter	1986-89	395-707	.559
11. Willie Williams	1968-70	268-482	.556

Dave Cowens led Florida State during the 1968-69 season with a double-double of 20.3 points and 17.5 rebounds per game. He scored 508 points to mark one of two times he scored 500 or more points in a season during his three-year playing career at Florida State.



FIELD GOALS

3-POINT SHOTS ATTEMPTED

Game

Name	Date	3FGA
1. George McCloud at La Salle	Feb. 23, 1989	17
2. Tim Pickett vs. Texas A&M Corpus Christi	Jan. 6, 2003	16
3. Tim Pickett vs. Florida	Dec. 6, 2002	15
4. George McCloud vs. Louisville	Feb. 16, 1989	14
Tim Pickett vs. Wichita State	March 17, 2004	14
6. George McCloud vs. Iowa	March 18, 1988	13
George McCloud vs. Memphis State	Feb. 1, 1989	13
Bob Sura vs. Temple	Dec. 20, 1992	13
Derrick Carroll at South Florida	Dec. 11, 1993	13
James Collins at Clemson	Feb. 17, 1996	13
Adrian Crawford at Vanderbilt	Dec. 9, 2000	13
Tim Pickett at Virginia	Jan. 29, 2003	13
Tim Pickett at North Carolina	Feb. 21, 2004	13
Tim Pickett vs. Iowa State	March 23, 2004	13
15. George McCloud vs. Louisville	March 12, 1989	12
Aubry Boyd vs. La Salle	Dec. 9, 1990	12
Derrick Carroll vs. Temple	Dec. 20, 1992	12
Sam Cassell at North Carolina	Jan. 27, 1993	12
Bob Sura vs. North Carolina	Feb. 27, 1993	12
James Collins vs. Florida	Feb. 20, 1995	12
James Collins vs. Wake Forest	Jan. 6, 1996	12
James Collins vs. Clemson	Jan. 11, 1997	12
James Collins at NC State	Feb. 26, 1997	12
James Collins vs. Connecticut	March 25, 1997	12
Tim Pickett at Virginia Tech	Jan. 4, 2002	12
Tim Pickett vs. Savannah State	Nov. 24, 2002	12
Tim Pickett vs. NC State	Jan. 18, 2003	12
Tim Pickett vs. Duke	Feb. 29, 2004	12
Von Wafer vs. Stetson	Dec. 23, 2004	12
Von Wafer vs. Wake Forest	Jan. 18, 2005	12

Season

Name	Year	3FGA
1. Tim Pickett	2003-04	270
2. George McCloud	1988-89	262
3. Tim Pickett	2002-03	259
4. Bob Sura	1992-93	220
5. James Collins	1996-97	203
6. James Collins	1995-96	199
7. Aubry Boyd	1990-91	178
8. LaRae Davis	1986-87	175
9. Adrian Crawford	2000-01	166
10. Sam Cassell	1991-92	164
Bob Sura	1993-94	164
James Collins	1994-95	164
Von Wafer	2004-05	164
14. Pee Wee Barber	1986-87	161
Tharon Mayes	1989-90	161
Adrian Crawford	1998-99	161
17. George McCloud	1987-88	159

Career

Name	Years	3FGA
1. James Collins	1993-97	686
2. Bob Sura	1991-95	640
3. Tim Pickett	2002-04	529
4. George McCloud	1985-89	468
5. LaMarr Greer	1994-98	380
6. Adrian Crawford	1999-01	375
7. Delvon Arrington	1999-00	353
8. Ron Hale	1996-00	339
9. Tharon Mayes	1987-90	337
10. Chuck Graham	1989-94	333
11. Andrew Wilson	2001-06	300
12. Von Wafer	2004-05	296
13. Sam Cassell	1991-93	295
14. Aubry Boyd	1987-91	292
15. Todd Galloway	2003-06	256
16. Michael Joiner	2001-04	255
17. Antwan Dixon	1999-00	243
18. Terrell Baker	1997-99	237
19. Charlie Ward	1990-94	229
20. Derrick Carroll	1992-95	191

3-POINT PERCENTAGE

Game (Minimum 3 Attempts)

Name	Date	PCT
1. George McCloud at South Carolina	Feb. 14, 1987	1.000 (4-4)
Jerome Fitchett vs. Pittsburgh	Dec. 28, 1987	1.000 (3-3)
Brad Johnson vs. Iowa	March 18, 1988	1.000 (3-3)
George McCloud vs. South Florida	Dec. 20, 1988	1.000 (3-3)
Chad Copeland vs. Samford	Dec. 19, 1989	1.000 (3-3)
Michael Polite vs. Rhode Island	Dec. 29, 1989	1.000 (3-3)
Chuck Graham at Miami	Jan. 18, 1990	1.000 (3-3)
Chad Copeland vs. Miami	Feb. 17, 1990	1.000 (3-3)
Bob Sura vs. UNC-Asheville	Jan. 2, 1992	1.000 (3-3)
Sam Cassell at Clemson	Jan. 20, 1993	1.000 (6-6)
Sam Cassell vs. Tulane	March 20, 1993	1.000 (7-7)
James Collins vs. South Florida	Nov. 29, 1994	1.000 (7-7)
Scott Shepherd at Maryland	Feb. 11, 1995	1.000 (3-3)
LaMarr Greer at Virginia	Jan. 3, 1996	1.000 (3-3)
Avery Curry vs. Wake Forest	Jan. 6, 1996	1.000 (3-3)
Geoff Brower at North Carolina	Feb. 24, 1996	1.000 (5-5)
LaMarr Greer vs. Southwestern Louisiana	Nov. 22, 1996	1.000 (3-3)
LaMarr Greer vs. Arizona	Dec. 23, 1997	1.000 (3-3)
Tharon Mayes vs. Monmouth	Feb. 2, 1998	1.000 (5-5)
Adrian Crawford vs. Wake Forest	Jan. 20, 1999	1.000 (4-4)
Antwan Dixon vs. Binghamton	Dec. 21, 2000	1.000 (4-4)
Adrian Crawford vs. Duke	Jan. 4, 2001	1.000 (3-3)
Delvon Arrington vs. Virginia	Feb. 17, 2001	1.000 (3-3)
Adrian Crawford at North Carolina	Feb. 22, 2001	1.000 (4-4)
Nate Johnson at Stetson	Dec. 28, 2003	1.000 (6-6)

Season

Name	Year	PCT
1. Andrew Wilson	2005-06	500 (41-82)
2. Tharon Mayes	1987-88	460 (46-100)
3. Charlie Ward	1991-92	458 (22-48)
4. LaRae Davis	1986-87	457 (80-175)
5. George McCloud	1987-88	453 (72-159)
6. Pee Wee Barber	1986-87	447 (72-161)
7. George McCloud	1988-89	439 (115-262)
James Collins	1994-95	439 (72-164)
9. Damous Anderson	1999-00	430 (52-121)
10. Nate Johnson	2003-04	420 (42-100)
Adam Waleskowsky	2004-05	420 (21-50)
12. Tim Pickett	2003-04	407 (110-270)
13. Adam Waleskowsky	2003-04	404 (21-52)
14. Michael Joiner	2001-02	403 (31-77)
15. Adrian Crawford	1998-99	398 (64-161)
16. Todd Galloway	2002-03	397 (23-58)
17. Von Wafer	2004-05	396 (65-164)
18. Andrew Wilson	2003-04	394 (28-71)
19. Bob Sura	1991-92	388 (38-98)
20. Michael Joiner	2002-03	385 (25-65)

Career

Name	Years	PCT
1. LaRae Davis	1986-87	457 (80-175)
2. Jerome Fitchett	1985-88	448 (26-58)
3. Pee Wee Barber	1986-87	447 (72-161)
4. George McCloud	1986-89	429 (201-468)
5. Damous Anderson	1999-00	412 (54-131)
6. Nate Johnson	2002-04	391 (72-184)
7. Tharon Mayes	1988-90	380 (128-337)
8. Andrew Wilson	2001-06	367 (110-300)
9. James Collins	1994-97	372 (255-686)
10. Tim Pickett	2002-04	367 (194-529)
11. Sam Cassell	1992-93	366 (108-295)
12. Von Wafer	2003-05	365 (108-296)
13. Derrick Carroll	1993-95	362 (77-213)
14. Michael Joiner	2001-04	361 (92-255)
15. Adrian Crawford	1999-01	360 (135-375)
16. Todd Galloway	2003-06	359 (92-256)
17. Chuck Graham	1990-92, 94	345 (115-333)
Geoff Brower	1995-98	345 (58-168)
19. Antwan Dixon	1999-02	342 (83-243)

FREE THROWS

FREE THROWS MADE

Game

Name	Date	FTM
1. Jim Oler at Rollins	Jan. 31, 1955	22
2. Jim Oler vs. Morningside	Dec. 16, 1955	22
3. Jim Oler at Rollins	Feb. 13, 1956	20
4. Jim Oler vs. Boston University	Dec. 20, 1955	17
Jim Oler vs. Miami	Jan. 7, 1956	17
Jim Oler at Georgia Teachers College	Jan. 14, 1956	17
Jim Oler vs. Tampa	Feb. 7, 1956	17
8. Ham Wernke at Mississippi State	Dec. 4, 1953	16
Jim Oler vs. Montana State	March 7, 1955	16
Hugh Durham vs. Loyola of New Orleans	Feb. 20, 1957	16
Bob Sura vs. South Florida	Nov. 29, 1994	16
12. Jim Oler at Florida Southern	Feb. 18, 1956	15
Jim Oler at Miami	Feb. 25, 1956	15
Hugh Durham vs. Stetson	Jan. 19, 1957	15
Hugh Durham at Georgia	Jan. 21, 1957	15
Hugh Durham vs. Georgia	Jan. 2, 1958	15
Al Thornton vs. Duke	March 1, 2006	15

Season

Name	Year	FTM
1. Jim Oler	1955-56	310
2. Jim Oler	1954-55	221
3. Gary Schull	1965-66	174
4. Hugh Durham	1958-59	162
5. Hugh Durham	1956-57	155
Murray Brown	1978-79	155
7. George McCloud	1988-89	154
8. Mickey Dillard	1979-80	151
Mickey Dillard	1980-81	151
10. Jim Oler	1953-54	140

Career

Name	Years	FTM
1. Jim Oler	1952-56	761
2. Bob Sura	1991-95	454
3. Mickey Dillard	1976-81	448
4. Hugh Durham	1956-59	441
5. Ham Wernke	1951-55	396
6. Murray Brown	1976-80	338
7. Doug Edwards	1990-93	332
8. Gary Schull	1963-66	326
9. Dave Cowens	1967-70	315
George McCloud	1985-89	315

FREE THROW PERCENTAGE

Game (Minimum 9 Attempts)

Name	Date	Pct.
1. Jim Oler vs. Tampa	Jan. 6, 1954	1.000 (9-9)
Gary Wold vs. Miami	Dec. 27, 1954	1.000 (10-10)
Bob Ward vs. New York University	Dec. 30, 1955	1.000 (10-10)
Hugh Durham at Rollins	Feb. 4, 1957	1.000 (12-12)
Hugh Durham vs. Murray State	Dec. 7, 1957	1.000 (14-14)
Hugh Durham vs. Furman	Feb. 6, 1958	1.000 (11-11)
Hugh Durham at Oklahoma City	Jan. 31, 1959	1.000 (10-10)
Hugh Durham at Stetson	Feb. 21, 1959	1.000 (10-10)
Hugh Durham at Miami	Feb. 28, 1959	1.000 (9-9)
Dave Fedor at Miami	Feb. 27, 1960	1.000 (11-11)
Ron Melman vs. Georgia Tech	Jan. 20, 1965	1.000 (9-9)
Darrel Stewart at Florida	Dec. 8, 1965	1.000 (9-9)
Gary Schull vs. Auburn	Dec. 21, 1965	1.000 (10-10)
Ron King vs. North Carolina	March 23, 1972	1.000 (10-10)
Granville Arnold at Virginia Tech	March 3, 1984	1.000 (10-10)
Tony Dawson vs. Florida International	Dec. 2, 1987	1.000 (10-10)
George McCloud at Jacksonville	Jan. 11, 1989	1.000 (9-9)
Doug Edwards vs. Clemson	Feb. 8, 1992	1.000 (14-14)
Nick Bryant at Florida Atlantic	Dec. 1, 1993	1.000 (11-11)
Bob Sura vs. South Florida	Nov. 29, 1994	1.000 (16-16)
Ron Hale vs. Georgia Tech	Feb. 11, 1999	1.000 (9-9)
Anthony Richardson at Georgia Tech	Jan. 14, 2003	1.000 (10-10)

FREE THROWS ATTEMPTED

Game

Name	Date	FTA
1. Jim Oler vs. Morningside	Dec. 16, 1955	30
2. Jim Oler vs. Rollins	Jan. 31, 1955	29
3. Jim Oler at Georgia Teachers College	Jan. 14, 1956	23
Jim Oler vs. Florida Southern	Feb. 13, 1956	23
5. Jim Oler vs. Miami	Jan. 7, 1956	22
Hugh Durham vs. Stetson	Jan. 7, 1956	22
7. Jim Oler vs. Tampa	Feb. 7, 1956	21
Hugh Durham vs. Loyola of New Orleans	Jan. 29, 1957	21
9. Ham Wernke at Mississippi State	Dec. 4, 1953	20
Hugh Durham vs. Georgia	Jan. 2, 1958	20
11. Jim Oler at Stetson	Jan. 29, 1955	19
Jim Oler vs. Boston University	Dec. 20, 1955	19
Jim Oler at Florida Southern	Feb. 18, 1956	19
Gary Schull vs. Memphis	Jan. 15, 1966	19
Harry Davis vs. Memphis State	Jan. 15, 1978	19
Murray Brown at Tulane	Jan. 10, 1979	19

Season

Name	Year	FTA
1. Jim Oler	1955-56	380
2. Jim Oler	1954-55	289
3. Gary Schull	1965-66	248
4. Murray Brown	1978-79	218
5. Hugh Durham	1956-57	213
6. Hugh Durham	1958-59	201
7. Mickey Dillard	1979-80	197
8. Elvis Rolle	1980-81	195
9. Ham Wernke	1952-53	193
10. Mickey Dillard	1980-81	190
Michael Polite	1990-91	190

Career

Name	Years	FTA
1. Jim Oler	1952-56	975
2. Bob Sura	1991-95	696
3. Mickey Dillard	1976-81	583
4. Hugh Durham	1956-59	568
5. Ham Wernke	1951-55	533
6. Murray Brown	1976-80	483
7. Gary Schull	1963-66	472
8. Dave Cowens	1967-70	464
9. Doug Edwards	1990-93	458
10. Michael Polite	1988-91	450

Season

Name	Year	FTM-FTA	Pct.
1. Ken Macklin	1969-70	51-57	.895
2. Brad Johnson	1987-88	41-46	.891
3. George McCloud	1988-89	154-176	.875
4. Jerry Shirley	1963-64	59-68	.868
5. Tim Pickett	2002-03	77-89	.865
6. Ron Harris	1969-70	46-54	.852
7. Granville Arnold	1983-84	85-101	.842
8. Ron Malmen	1964-65	58-69	.841
9. Randy Cable	1967-68	42-50	.840
10. Wayne Smalls	1976-77	26-31	.839
11. Tharon Mayes	1989-90	105-126	.833

Career (Minimum 100 Made)

Name	Years	FTM-FTA	Pct.
1. Granville Arnold	1983-85	161-197	.817
2. Tim Pickett	2002-04	140-172	.814
3. Jerry Shirley	1963-65	161-198	.813
4. Dave Fedor	1960-62	286-363	.788
5. Pee Wee Barber	1986-87	200-254	.787
6. Tharon Mayes	1988-90	200-255	.784
7. Jim Oler	1953-56	761-975	.781
8. George McCloud	1986-89	315-405	.778
9. Hugh Durham	1957-59	441-568	.776
10. Vince Martello	1983-84	130-168	.774
11. Anthony Richardson	2002-05	223-289	.772
12. Mickey Dillard	1977-78, 80-81	448-583	.768
Terrell Baker	1998-99	189-246	.768

REBOUNDS

Most Rebounds – Game

Name	Date	Rebounds
1. Rick Benson vs. Florida Southern	Jan. 7, 1955	32
2. Dave Cowens vs. LSU	Dec. 16, 1967	31
3. Dave Cowens at The Citadel	Feb. 7, 1968	30
4. Dave Cowens vs. Florida Southern	Feb. 27, 1969	29
5. Dave Fedor at Jacksonville	Dec. 29, 1959	28
6. Dave Fedor vs. Rollins	Feb. 11, 1960	28
7. Gary Schull vs. Jacksonville	Feb. 10, 1966	27
8. Dave Cowens vs. Stetson	Feb. 10, 1969	27
9. Don Boltz vs. Stetson	Feb. 21, 1959	26
10. Dave Cowens vs. Hawaii	Jan. 23, 1969	26
11. Rick Benson vs. Miami	Dec. 20, 1954	25
12. Dave Cowens vs. Clemson	Jan. 22, 1970	25
13. Rick Benson vs. Montana State	March 7, 1955	24
14. Rick Benson at Florida Southern	Dec. 7, 1955	24
15. Dave Cowens vs. George Washington	Dec. 29, 1967	24
16. Don Boltz vs. Miami	Jan. 17, 1959	23
17. Dave Cowens vs. Florida Southern	Feb. 10, 1968	23
18. Lawrence McCray vs. Connecticut	Jan. 6, 1973	23

Most Rebounds – Season

Name	Year	Rebounds	Avg.
1. Dave Cowens	1967-68	456	16.9
2. Rick Benson	1954-55	451	17.3
3. Dave Cowens	1969-70	447	17.2
4. Dave Cowens	1968-69	437	17.5
5. Dave Fedor	1959-60	400	16.0
6. Reggie Royals	1970-71	390	15.0
7. Reggie Royals	1971-72	351	11.0
8. Dave Fedor	1960-61	336	14.0
9. Gary Schull	1965-66	329	12.7
10. Don Boltz	1957-58	303	12.1

500-Rebound Club

Name	Years	Games	Avg.	Rebounds
1. Dave Cowens	1967-70	78	17.2	1340
2. Reggie Royals	1970-73	84	11.9	1006
3. Dave Fedor	1959-62	72	13.5	969
4. Greg Grady	1972-76	100	7.9	793
5. Tat Hunter	1985-89	117	6.8	790
6. Doug Edwards	1990-93	93	8.5	788
7. Gary Schull	1963-66	76	10.1	781
8. Lawrence McCray	1971-74	84	9.0	759
9. Corey Louis	1994-98	107	7.1	755
10. Randy Allen	1984-87	115	6.4	736
11. Harry Davis	1974-78	108	6.8	734
12. Kris Anderson	1976-81	107	6.7	715
13. Bob Sura	1991-95	119	6.0	714
14. Michael Polite	1987-91	99	6.8	673
15. Rodney Dobard	1989-93	122	5.2	641
16. Murray Brown	1976-80	106	6.1	640
17. David Thompson	1975-78	83	7.5	619
18. Bob Williams	1955-57	72	8.4	604
19. Don Boltz	1957-59	48	11.8	567
20. Kirk Luchman	1993-97	111	5.0	552
21. Michael Joiner	2001-04	120	4.6	550
22. Ray Swain	1959-60	72	11.6	534
23. Willie Williams	1968-70	52	10.3	534
24. Rowland Garrett	1969-72	76	6.9	525
25. Zach Perkins	1973-76	82	6.4	525
26. Jerry Shirley	1963-65	73	7.2	522
27. Andre Reid	1990-95	121	4.2	507
28. Elvis Rolle	1980-81	59	8.5	502

ASSISTS

Game

Name	Date	Assists
1. Otto Petty vs. South Alabama	Jan. 19, 1972	16
2. Tony William vs. Jacksonville	Feb. 12, 1983	16
3. Otto Petty at Pan American	Dec. 23, 1970	15
4. Otto Petty vs. Samford	Jan. 16, 1971	15
5. Carlton Byrd vs. Stetson	Feb. 12, 1977	15
6. Tony Jackson vs. Ala.-Birmingham	Feb. 20, 1980	15
7. Otto Petty vs. Biscayne	Dec. 3, 1970	14
8. Otto Petty vs. Northwestern	Dec. 23, 1972	14
9. Wayne Smalls vs. Cal. State-Bakersfield	Dec. 18, 1974	14
10. Otto Petty at Pan American	Dec. 23, 1970	13
11. Otto Petty vs. Stetson	Jan. 17, 1973	13
12. Otto Petty vs. Seton Hall	Feb. 3, 1973	13
13. Carlton Byrd vs. South Florida	Feb. 9, 1974	13
14. Tony William vs. Monmouth College	March 5, 1984	13
15. Delvon Arrington at Georgia Tech	Jan. 9, 1999	13

Season

Name	Year	Assists
1. Otto Petty	1970-71	227
2. Tony William	1983-84	215
3. Tony Jackson	1979-80	213
4. Otto Petty	1972-73	202
5. Kerry Thompson	1996-97	184
6. Delvon Arrington	1999-00	182
7. Delvon Arrington	2001-02	182
8. Delvon Arrington	1998-99	181
9. Otto Petty	1971-72	173
10. Kerry Thompson	1997-98	172
11. Dean Shaffer	1984-85	171
12. Sam Cassell	1992-93	170
13. Tony Jackson	1977-78	166
14. Carlton Byrd	1976-77	159

Career

Name	Years	Assists
1. Delvon Arrington	1999-02	688
2. Otto Petty	1970-73	602
3. Tony Jackson	1976-80	558
4. Tony William	1981-84	482
5. Bob Sura	1991-95	435
6. Carlton Byrd	1973-77	401
7. Charlie Ward	1990-94	396
8. LaMarr Greer	1994-98	361
9. Kerry Thompson	1996-98	356
10. Todd Galloway	2003-06	356
11. Skip Young	1968-71	320
12. Dean Shaffer	1983-85	317
13. George McCloud	1985-89	299



Gary Schull is ranked 25th in scoring in school history with 1,142 points. He averaged a double-double of 14.8 points and 10.2 rebounds in 77 career games played during his three-year career (1964-66).

STEALS

Game

Name	Date	Steals
1. Tony William vs. Memphis State	Feb. 26, 1983	9
Charlie Ward vs. South Carolina	March 2, 1991	9
Bob Sura at Georgia Tech	March 2, 1995	9
4. Charlie Ward at Wake Forest	Jan. 11, 1992	8
5. Tony William at New Mexico	Jan. 2, 1983	7
Dean Shaffer vs. Louisville	Feb. 6, 1984	7
Bob Sura vs. UNC-Greensboro	Dec. 30, 1993	7
Kerry Thompson vs. Butler	Dec. 30, 1996	7
Delvon Arrington at Clemson	Feb. 23, 2002	7
Tim Pickett vs. Davidson	Dec. 30, 2002	7
11. Jeff Hogan at George Washington	Dec. 29, 1967	6
Tony William vs. Florida	Jan. 11, 1982	6
Tony William vs. Louisville	Jan. 30, 1982	6
Joe Farrar vs. Tulane	Feb. 6, 1985	6
George McCloud vs. Stetson	Jan. 12, 1987	6
Michael Polite vs. Louisville	Jan. 14, 1990	6
Charlie Ward vs. NC State	March 13, 1992	6
James Collins vs. UNC-Greensboro	Dec. 30, 1993	6
Chuck Graham vs. Virginia	Feb. 6, 1994	6
James Collins vs. NC State	Feb. 14, 1996	6
James Collins vs. Rice	Nov. 29, 1996	6
Kerry Thompson vs. Maryland	Jan. 29, 1997	6
Kerry Thompson vs. Kansas	Nov. 28, 1997	6
Kerry Thompson vs. UNC-Asheville	Dec. 17, 1997	6
Terrell Baker at Jacksonville	Dec. 17, 1998	6
Delvon Arrington at Georgia Tech	Jan. 27, 2001	6
Tim Pickett vs. Savannah State	Nov. 24, 2002	6
Tim Pickett at Georgia Tech	March 6, 2004	6
Ralph Mims vs. Jacksonville	Dec. 21, 2004	6
Todd Galloway vs. Stetson	Dec. 20, 2005	6

Season

Name	Year	Steals
1. Sam Cassell	1992-93	97
2. Tim Pickett	2002-03	82
Tim Pickett	2003-04	82
4. Dean Schaffer	1984-85	81
5. Terrell Baker	1998-99	80
6. Tony William	1982-83	75
Charlie Ward	1991-92	75
8. Tony Jackson	1977-78	73
9. Charlie Ward	1990-91	71
Kerry Thompson	1996-97	71
11. Dean Schaffer	1983-84	70
12. Tony William	1981-82	66
13. Tony Jackson	1979-80	65
Bob Sura	1993-94	65
15. Delvon Arrington	1998-99	64
16. Tony Williams	1983-84	62
James Collins	1995-96	62
18. Delvon Arrington	2001-02	61
19. Kerry Thompson	1997-98	60
20. Terrell Baker	1997-98	59

Career

Name	Years	Steals
1. Charlie Ward	1990-94	238
2. Delvon Arrington	1999-02	225
3. Bob Sura	1991-95	209
4. Tony William	1982-84	203
5. Tony Jackson	1977-80	196
6. James Collins	1993-97	191
7. Tim Pickett	2002-04	164
8. Sam Cassell	1991-93	153
9. Dean Schaffer	1984-86	151
10. Mickey Dillard	1977-81	140
11. Terrell Baker	1997-99	139
12. LaMarr Greer	1994-98	136
13. Tharon Mayes	1988-90	132
14. Kerry Thompson	1996-98	131
15. Todd Galloway	2003-04	129
16. Maurice Myrick	1982-85	126
17. Doug Edwards	1990-93	123
Michael Joiner	2001-04	123

BLOCKS

Game

Name	Date	Blocks
1. Andre Reid vs. Bethune-Cookman	Dec. 5, 1993	9
Corey Louis vs. Maryland	Jan. 10, 1995	9
3. Greg Grady vs. Stetson	Jan. 17, 1973	8
Andre Reid vs. UNC-Greensboro	Dec. 30, 1993	8
Andre Reid vs. Florida Atlantic	Dec. 3, 1994	8
6. Rodney Dobard vs. Auburn	Dec. 3, 1989	7
7. Tat Hunter vs. Southern Miss.	Feb. 3, 1988	6
Andre Reid vs. Texas Southern	Nov. 27, 1990	6
Rodney Dobard vs. South Florida	Dec. 18, 1990	6
Rodney Dobard vs. Louisville	Jan. 12, 1991	6
Rodney Dobard vs. Memphis State	Feb. 21, 1991	6
Andre Reid vs. FAU	Dec. 1, 1993	6
Andre Reid vs. Florida	Dec. 17, 1994	6
Corey Louis at Maryland	Feb. 11, 1995	6
Randell Jackson vs. Marist	Dec. 28, 1996	6
Randell Jackson vs. Virginia	Feb. 28, 1998	6
David Anderson vs. Duke	Jan. 16, 2000	6

Season

Name	Year	Blocks
1. Rodney Dobard	1992-93	111
2. Corey Louis	1994-95	74
3. Alton Lee Gipson	1983-84	55
4. Andre Reid	1993-94	53
5. Corey Louis	1997-98	50
6. Elvis Rolle	1980-81	47
Alton Lee Gipson	1984-85	47
Rodney Dobard	1990-91	47

Name	Year	Blocks
9. Rodney Dobard	1991-92	46
Randell Jackson	1996-97	46
11. Doug Edwards	1992-93	44
Mike Mathews	2000-01	44
13. Corey Louis	1995-96	43

Career

Name	Years	Blocks
1. Rodney Dobard	1989-93	240
2. Corey Louis	1994-98	197
3. Andre Reid	1990-95	160
4. Doug Edwards	1990-93	121
5. Mike Mathews	2001-04	118
6. Randell Jackson	1995-98	113
7. Randy Allen	1984-87	103
8. Alton Lee Gipson	1983-85	102
9. Elvis Rolle	1979-81	89
10. Jerome Fitchett	1984-88	86
11. Anthony Richardson	2001-05	84
12. Ron Hale	1996-00	77
13. Kirk Luchman	1994-97	72
14. Irv Thomas	1989-90	66
Alexander Johnson	2004-06	66
16. Trevor Harvey	2002-03	60
17. Murray Brown	1977-80	58
Michael Joiner	2001-04	57
19. David Anderson	2000-02	54
Adam Waleskowski	2002-05	54

GAMES PLAYED

Career

Name	Years	Games	Name	Years	Games	Name	Years	Games
1. Andrew Wilson	2001-06	129	8. Bob Sura	1991-95	119	16. Maurice Myrick	1981-85	116
2. Todd Galloway	2003-06	123	Anthony Richardson	2001-05	119	Aubry Boyd	1987-91	116
3. Rodney Dobard	1989-93	122	10. Jerome Fitchett	1984-88	118	18. Mickey Dillard	1976-80	115
Adam Waleskowski	2001-05	122	Chuck Graham	1989-94	118	Randy Allen	1984-87	115
5. Andre Reid	1990-95	121	Delvon Arrington	1999-02	118	Mike Mathews	2001-04	115
6. Ron Hale	1996-00	120	13. Tat Hunter	1985-89	117			
Michael Joiner	2001-04	120	George McCloud	1985-89	117			
			LaMarr Greer	1994-98	117			

GAMES STARTED

Career

Name	Years	Games Started	Name	Years	Games Started	Name	Years	Games Started
1. Delvon Arrington	1999-02	117	6. Bob Sura	1992-95	99	11. Reggie Royals	1971-73	84
2. Randy Allen	1984-87	111	7. Doug Edwards	1991-93	93	Lawrence McCray	1972-74	84
3. Michael Joiner	2001-04	105	8. Tony Jackson	1977-80	89	13. Greg Grady	1973-76	79
4. James Collins	1994-97	102	Corey Louis	1995-98	89	14. Larry Warren	1974-76	78
5. LaMarr Greer	1995-98	101	10. Rodney Dobard	1990-93	88	15. Harry Davis	1975-78	76

DOUBLE-DOUBLES

Season

Name	Years	Games	Name	Years	Games	Name	Years	No.
1. Dave Cowens	1968-69	23	35. Dave Fedor	1960-61	7	20. Tony Dawson	1988-89	14
2. Dave Cowens	1969-70	21	Jan Gies	1967-68	7	21. Dick Artmeier	1953-56	12
Reggie Royals	1970-71	21	Vernell Ellzy	1970-71	7	Otto Petty	1971-73	12
4. Dave Cowens	1967-68	18	Lawrence McCray	1971-72	7	Zach Perkins	1973-76	12
5. Gary Schull	1965-66	17	Doug Edwards	1990-91	7	Bob Sura	1992-95	12
Reggie Royals	1971-72	17	Corey Louis	1994-95	7	25. David Thompson	1976-78	11
7. Willie Williams	1969-70	16	41. Willie Williams	1968-69	6	26. Kris Anderson	1977-79, 81	10
Doug Edwards	1992-93	16	Otto Petty	1970-71	6	Al Thornton	2004-Pr.	10
9. Dave Fedor	1959-60	14	Tony Dawson	1988-89	6	28. Dick Danford	1966-68	9
Greg Grady	1974-75	14	Irv Thomas	1988-89	6	Jan Gies	1968-70	9
11. Doug Edwards	1991-92	13	Corey Louis	1997-98	6	18. Vernell Ellzy	1970-71	9
12. Dick Artmeier	1954-55	12				Alton Lee Gipspn	1984-85	9
Rowland Garrett	1971-72	12				Alexander Johnson	2004-06	9
14. Reggie Royals	1972-73	11				33. Rodney Dobard	1990-93	8
Elvis Rolle	1979-80	11				Kirk Luchman	1994-97	8
Elvis Rolle	1980-81	11				35. Gary Wold	1953-56	6
Michael Polite	1989-90	11				Carlton Byrd	1974-77	6
18. Rowland Garrett	1970-71	10				Larry Warren	1974-76	5
Lawrence McCray	1973-74	10				Randell Jackson	1996-98	5
Mitchell Wiggins	1981-82	10				Delvon Arrington	1999-02	5
Michael Polite	1990-91	10				Nigel Dixon	2000-02	5
22. Lawrence McCray	1972-73	9				Tim Pickett	2003-04	5
Greg Grady	1973-74	9				42. Jerry Shirley	1963-65	4
Harry Davis	1976-77	9				Bill Glenn	1966-67	4
Murray Brown	1978-79	9				Ron King	1971-73	4
Tat Hunter	1987-88	9				Zach Perkins	1973-76	4
Irv Thomas	1989-90	9				Maurice Robinson	1993-94	4
Alexander Johnson	2005-06	9				Ron Hale	1997-00	4
29. Dave Fedor	1961-62	8				Antwan Dixon	1999-02	4
Murray Brown	1979-80	8						
Randy Allen	1986-87	8						
Tony Dawson	1987-88	8						
Tat Hunter	1988-89	8						
Al Thornton	2005-06	8						

TRIPLE-DOUBLES

Season

Name, Opponent	Date	Pts.	Rebs.	Assists
1. Reggie Royals vs. Georgia Southern	Dec. 1, 1972	12	16	10
Bob Sura vs. NC State	Jan. 15, 1995	19	12	12

Career

Name, Opponent	Date	Pts.	Rebs.	Assists
1. Reggie Royals vs. Georgia Southern	Dec. 1, 1972	12	16	10
Bob Sura vs. NC State	Jan. 15, 1995	19	12	12

ALL-TIME SCORING

Name	Years	GP	FGM	FGA	PCT	3FGM	3FGA	PCT	FTM	FTA	PCT	TOTAL	AVG
1. Bob Sura	1992-95	119	731	1,626	.450	214	640	.334	454	696	.652	2,130	17.9
2. Jim Oler	1953-56	91	528	1,303	.405				761	975	.781	1,820	20.0
3. James Collins	1994-97	112	645	1,433	.450	255	686	.372	267	365	.679	1,793	16.0
4. Mickey Dillard	1977-81	115	640	1,248	.513				448	583	.768	1,728	15.0
5. Doug Edwards	1991-93	93	621	1,194	.520	30	114	.263	332	458	.725	1,604	17.2
6. George McCloud	1986-89	117	529	1,149	.460	201	468	.429	315	405	.778	1,574	13.5
7. Harry Davis	1975-78	108	640	1,095	.584				234	382	.613	1,514	14.0
8. Dave Cowens	1967-70	78	582	1,122	.519				315	464	.679	1,479	19.0
9. Murray Brown	1977-80	106	566	847	.668				338	483	.700	1,470	13.9
10. Dave Fedor	1960-62	72	585	1,174	.498				286	363	.788	1,456	20.2
11. Randy Allen	1983-87	115	592	1,205	.491	0	2	.000	254	413	.615	1,438	12.5
12. Ham Wernke	1952-55	73	505	1,308	.385				396	533	.743	1,404	19.2
13. Reggie Royals	1971-73	84	580	1,181	.491				242	349	.693	1,402	16.7
14. Hugh Durham	1957-59	73	470	1,230	.382				441	568	.776	1,381	18.9
15. Chuck Graham	1990-94	118	503	1,147	.439	115	333	.345	216	285	.758	1,337	11.3
16. David Thompson	1976-78	83	571	1,213	.471				147	216	.681	1,289	15.5
17. Tharon Mayes	1988-90	77	466	942	.495	128	337	.380	200	255	.784	1,260	16.4
18. Ron King	1971-73	64	542	1,170	.463				168	230	.730	1,252	19.6
19. Ron Hale	1997-00	120	423	956	.442	111	339	.327	279	374	.746	1,236	10.3
20. Sam Cassell	1992-93	66	440	920	.478	108	295	.366	223	304	.734	1,211	18.3
21. Alton Lee Gipson	1984-85	61	496	986	.503				202	323	.625	1,194	19.6
22. Delvon Arrington	1998-02	118	413	1,014	.407	120	353	.340	227	314	.723	1,173	9.9
23. Jeff Hogan	1967-69	79	466	975	.478				232	305	.761	1,164	14.7
24. Tony Dawson	1988-89	60	453	852	.532	26	88	.295	229	313	.732	1,161	19.4
25. Gary Schull	1964-66	77	408	832	.490				326	472	.691	1,142	14.8
26. Corey Louis	1995-98	107	447	925	.483	1	2	.500	232	371	.625	1,127	10.5
27. Lawrence McCray	1971-74	84	492	896	.549				127	223	.570	1,111	13.2
28. Larry Warren	1974-76	78	473	1,069	.442				162	212	.764	1,108	14.2
29. Michael Polite	1988-91	99	381	711	.536	11	32	.344	297	450	.660	1,070	10.8
30. Mitchell Wiggins	1982-83	46	439	798	.550				189	249	.759	1,067	23.2
31. Pee Wee Barber	1986-87	59	395	802	.493	72	161	.447	200	254	.787	1,062	18.0
32. Rodney Dobard	1990-93	122	456	779	.585	0	3	.000	146	243	.601	1,058	8.7
33. Tim Pickett	2002-04	62	352	864	.407	194	529	.367	140	172	.813	1,038	16.7
34. LaMarr Greer	1995-98	117	364	873	.417	123	380	.324	171	255	.671	1,022	8.7
35. Tom McLaughlin	1948-52	92	410						201			1,021	11.1
36. Wayne Smalls	1974-77	104	457	1,007	.454				102	135	.756	1,016	9.8
37. Ray Swain	1958-62	72	403	793	.508				194	304	.638	1,000	13.9
38. Anthony Richardson	2002-05	119	352	815	.432	63	207	.304	223	289	.772	990	8.3
39. Jerome Fitchett	1985-88	118	388	677	.573	26	58	.448	176	236	.746	978	8.3
40. Tony William	1982-84	84	428	906	.472				113	154	.734	969	11.5
41. Randell Jackson	1996-98	86	378	797	.474	14	51	.275	193	295	.654	963	11.2
42. Eugene Harris	1974-76, 78	107	395	795	.497				166	229	.725	956	8.9
43. Kris Anderson	1977-79, 81	107	371	633	.586				205	271	.756	947	8.9
44. Michael Joiner	2001-04	120	368	825	.446	92	255	.361	117	181	.646	945	7.9
45. Greg Grady	1973-76	100	401	708	.566				137	220	.623	939	9.4
46. Elvis Rolle	1980-81	59	365	619	.590				193	337	.573	923	15.6
47. Jerry Shirley	1963-65	73	378						161	198	.813	917	12.6
48. Alexander Johnson	2004-06	92	306	589	.520	12	39	.308	276	414	.667	900	9.8
49. Charlie Long	1961-63	69	370	790	.468				157	231	.680	897	13.0
50. Tat Hunter	1986-89	117	395	707	.559		1	.000	95	184	.516	885	7.6
51. Carlton Byrd	1974-77	105	341	692	.493				186	249	.747	868	8.3
52. Skip Young	1969-71	74	361	817	.442				142	195	.728	864	11.7
53. Rowland Garrett	1970-72	76	335	700	.479				177	250	.708	847	11.1
54. Rick Benson	1952-55	83	328	1,104	.297				181			837	10.1
55. Al Thornton	2004-Pr.	89	302	574	.526	27	63	.429	200	312	.641	831	9.3
56. Otis Cole	1972-74	84	364	798	.456				97	134	.724	825	9.8
57. Richard Artmeier	1953-56	80	296						230			822	10.3
58. Irv Thomas	1989-90	61	317	643	.493	0	5	.000	181	255	.710	815	13.4
59. Terrell Baker	1998-99	61	271	585	.463	76	237	.321	189	246	.768	807	13.2
60. Aubry Boyd	1988-91	116	265	681	.389	93	292	.318	156	222	.703	779	6.7
61. Darrel Stewart	1966-68	78	289	622	.465				192	281	.683	770	9.9
62. Kirk Luchman	1994-97	111	288	538	.535	0	0	.000	176	258	.682	752	6.8
63. Monte Cummings	2001-02	57	260	524	.496	16	50	.320	209	279	.749	745	13.1
64. Maurice Myrick	1982-85	116	286	606	.472				169	254	.665	741	6.4
65. Charlie Ward	1991-94	91	263	596	.441	74	229	.323	140	220	.636	740	8.1
66. Vince Martello	1983-84	53	302	566	.534				130	168	.774	734	13.8
LaRae Davis	1986-87	55	279	548	.509	80	175	.457	96	123	.780	734	13.3
68. Todd Galloway	2003-06	123	236	566	.417	92	256	.359	158	245	.645	722	5.9
69. Adrian Crawford	1999-01	75	244	658	.371	135	375	.360	85	134	.634	708	9.4
70. Zach Perkins	1973-76	82	293	626	.468				117	188	.622	703	8.6
71. Bill Peacock	1964-66	75	275						141			691	9.2
72. Adam Waleskowski	2002-05	122	255	582	.438	48	127	.378	130	174	.747	688	5.6
73. Gary Wold	1953-56	78	208						270			686	8.8
74. Damous Anderson	1999-00	50	267	489	.546	54	131	.412	95	142	.669	683	13.7
75. Antwan Dixon	1999-02	109	235	533	.441	83	243	.342	125	179	.698	678	6.2
76. Bobby Parks	1978-81	97	244	521	.468				156	213	.732	644	6.6
77. Jan Gies	1968-70	78	245	428	.572				153	206	.743	643	8.2
78. Bob Whitmer	1951-52	50	233						176			642	12.8
Willie Williams	1969-70	52	268	482	.556				106	184	.576	642	12.3
80. Tony Jackson	1977-80	108	256	671	.382				117	214	.547	631	5.8
81. Vernell Ellzy	1970-71	52	240	477	.503				142	212	.670	622	12.0
82. Jerry Westhafer	1951-54	62	261						98			620	10.0
83. Von Wafer	2004-05	61	214	528	.405	108	296	.365	79	118	.669	615	10.1
84. Otto Petty	1971-73	82	227	530	.428				151	211	.716	605	7.4
85. Dean Shaffer	1984-85	59	253	497	.509				93	135	.689	599	10.2

ALL-TIME SCORING

	Name	Years	GP	FGM	FGA	PCT	3FGM	3FGA	PCT	FTM	FTA	PCT	TOTAL	AVG
86.	Andrew Wilson	2001-06	129	188	481	.391	110	300	.367	111	145	.766	597	4.6
87.	Pete Rogers	1963-65	53	239						111			589	11.1
88.	Ron Harris	1970-72	84	234	553	.423				110	153	.719	578	6.9
89.	Kerry Thompson	1997-98	64	207	539	.384	50	168	.298	98	143	.685	562	8.8
90.	Bill Glenn	1966-67	49	243	521	.466				52	65	.800	538	11.0
91.	Michael Johnson	1982-84	68	195	395	.494				147	210	.700	537	7.9
92.	Dick Danford	1966-68	73	205	415	.494				112	183	.612	522	7.2
93.	James Bozeman	1978-79,81	67	218	450	.484				81	134	.604	517	7.7
94.	Jack Davis	1960-62	71	153	439	.349				191	275	.695	497	7.0
95.	Pete Gonzalez	1963-65	67	170						155			495	7.4
96.	Larry Strom	1957-58	51	191	414	.461				112	159	.704	494	9.7
97.	Bob Hartman	1951	27	185						105			475	17.6
	Raleigh Choice	1986-87	54	190	371	.512	0	2	.000	95	128	.742	475	8.8
99.	Nigel Dixon	2000-02	85	185	384	.482	0	0	.000	103	219	.470	473	5.6
100.	Andre Reid	1991-95	121	186	404	.460	0	2	.000	100	184	.543	472	3.9
101.	Jim Liteky	1958-59	48	166						135	180	.750	467	9.7
102.	Jason Rich	2005-Pr.	60	189	423	.447	14	72	.194	71	98	.724	463	7.7
103.	Lee Benjamin	1949-50	48	197						57			451	9.4
	Tom Garcia	1955-58	71	150						151	203	.744	451	6.4
105.	Hank Mann	1975,77-79	86	194	424	.458				60	124	.484	448	5.2
	Mike Mathews	2001-04	115	175	380	.461	0	0	.000	98	163	.484	448	3.9
107.	Bill Weigel	1949-50	48	159						128			446	9.3
108.	David Speights	1982-85	90	170	361	.471				104	172	.605	444	4.9
109.	Granville Arnold	1983-85	64	141	276	.511				161	197	.817	443	6.9
110.	Dale Klay	1968-69	52	193	418	.462				51	70	.729	437	8.4
111.	Don Bates	1959	23	179	495	.362				76	101	.752	434	18.9
112.	Oliver Simmons	1998-00	82	171	373	.458	9	26	.346	80	137	.584	431	5.3
113.	Bobby Lovell	1963-65	67	176						74			426	6.4
114.	Burt Deckel	1958	25	163	457	.357				99	134	.739	425	17.0
115.	Ron Malmen	1965-66	40	177	424	.417				69	88	.784	423	10.6
116.	Bobby Waits	1955-57	56	150	398	.377				117	153	.765	417	7.4
117.	Rufus Ashworth	1960-62	62	164	454	.361				85	124	.685	413	6.7
118.	Derrick Carroll	1993-95	60	147	353	.416	77	213	.362	40	57	.702	411	6.9
119.	Randy Cable	1968-70	76	149	324	.460				106	139	.763	404	5.3
120.	Isaiah Swann	2005-Pr.	61	150	347	.432	50	151	.331	62	89	.697	402	6.8
121.	Bob Williams	1955-57	72	149	384	.388				100	175	.571	398	5.5
122.	Dick Kendall	1949-50	45	155						86			396	8.8
123.	Oren Gilmore	1981-82	56	158	310	.510				79	138	.572	395	7.1
124.	Jim Savage	1958-60	70	146						91	167	.545	383	5.5
125.	Duane Gordon	1952-54	56	159						64			382	6.8
126.	Geoff Brower	1995-98	63	134	305	.439	58	168	.345	51	74	.689	377	6.0
127.	Trevor Harvey	2002-03	57	141	245	.576	0	0	.000	79	141	.560	361	6.3
128.	Rodney Arnold	1980-81	49	121	304	.398				116	156	.744	358	7.3
129.	Joe Farrar	1984-85	55	153	309	.495				50	67	.746	356	6.5
130.	Derrick Mitchell	1988-89	58	121	252	.480	1	2	.500	112	180	.622	355	6.1
131.	John Richter	1959-60	39	133	320	.416				77	136	.566	343	8.8
	Dale Ricketts	1961-63	41	120						103	147	.701	343	8.4
133.	Larry Dickson	1948-51	71	122						94			338	4.8
134.	Jim Lyttle	1966	26	117	259	.452				88	116	.759	322	12.4
135.	Nate Johnson	2003-04	62	103	271	.380	72	184	.391	35	55	.636	313	5.1
136.	Maurice Robinson	1993-94	59	126	238	.529	0	0	.000	55	98	.561	307	5.2
	Scott Shepherd	1993-96	87	86	241	.357	46	135	.341	89	119	.748	307	3.5
138.	Daniel Boltz	1958-59	48	113						77	132	.583	303	6.3
139.	Cal Huge	1963-64	49	128						41			297	6.1
140.	Ian Morrison	1967	26	117	303	.386				62	81	.765	296	11.4
141.	Ed Chatman	1979	29	122	270	.452				51	80	.638	295	10.2
142.	Ken Macklin	1969-70	33	119	264	.451				55	65	.846	293	8.9
143.	Ken Leakey	1964-66	61	106						75			287	4.7
144.	Lou Fischer	1950-52	48	118						48			284	5.9
145.	Stu Gregory	1956-58	50	117						48	87	.552	282	5.6
146.	Jim Smith	1976-78	70	111	233	.476				52	80	.650	274	3.9
147.	Dale Reeves	1962-63	41	101	187	.540				69	122	.566	271	6.6
148.	Avery Curry	1995-96	51	84	252	.333	38	120	.317	54	87	.621	260	5.1
149.	Greg Samuel	1971-72	45	92	214	.430				70	92	.761	254	5.6
150.	Pernell Tookes	1979-81	68	100	230	.435				49	65	.754	249	3.7
151.	Bob Ward	1956-57	46	102	288	.354				44	73	.603	248	5.4
152.	Bennie Clyde	1973	19	111	216	.514				25	37	.676	247	13.0
153.	Byron Wells	1989-90,92-93	75	102	196	.520	9	39	.231	33	59	.559	246	3.3
154.	Larry Gay	1971-73	64	102	216	.472				35	64	.547	239	3.7
155.	Diego Romero	2005-06	61	79	147	.537	14	33	.424	62	100	.620	234	3.8
156.	Dick Trobaugh	1950-51	46	86						53			225	4.9
157.	Lorenzo Hands	1989-91,93	95	86	212	.406	12	42	.286	38	66	.576	222	2.3
158.	Bud Scott	1951	27	91						36			218	8.1
	Brad Johnson	1988-89	56	73	141	.518	15	42	.357	57	65	.877	218	3.9
160.	Herbie Allen	1976	26	89	169	.527				37	50	.740	215	8.3
161.	Karim Shabazz	1998-99	37	75	146	.514	0	0	.000	60	128	.469	210	5.7
162.	David White	1988-91	113	83	172	.483	9	26	.346	32	99	.323	207	1.8
163.	Otis Johnson	1973	26	86	172	.500				27	47	.574	199	7.7
164.	Tom Burst	1952-55	62	73						50			196	3.2
	John Burt	1969-71	55	84	212	.396				28	54	.519	196	3.6
166.	Ralph Mims	2005-Pr.	59	51	149	.342	12	43	.279	81	100	.810	195	3.3
167.	Tony Karasek	1986-87	38	76	162	.469	0	0	.000	36	60	.600	188	4.9
168.	Bill Kratzert	1948-49	20	65						53			183	9.2
169.	Bud Marsee	1951-52	25	75						31			181	7.2
	Wally Dale	1962-63	36	78	181	.431				25	38	.658	181	5.0

ALL-TIME SCORING

Name	Years	GP	FGM	FGA	PCT	3FGM	3FGA	PCT	FTM	FTA	PCT	TOTAL	AVG
171. Ken Doyle	1966-68	53	61	131	.466				55	89	.618	177	3.3
David Shaffer	1986	23	68	144	.472				41	58	.707	177	7.7
173. Fred Twomey	1955-57	53	52	172	.302				65	112	.580	169	3.2
Bobby Ek	1962-64	56	70						29			169	3.0
175. Charlie Tinsley	1959	21	68	146	.466				27	61	.443	163	7.8
176. Orlando Wyman	1948-51	65	60						42			162	2.5
Bob Pence	1949-50,52-53	65	60						42			162	2.5
178. Faurest Coogle	1961-63	36	53	114	.465				53	88	.602	159	4.4
179. Tim Edney	1960-62	46	46	119	.387				66	106	.623	158	3.4
180. Dave Ross	1967-68	48	45	128	.352				67	100	.670	157	3.3
181. Bill Phillips	1964-66	55	53						50			156	2.8
182. Art Adams	1949	23	64						15			143	6.2
183. Jim Pavy	1948-49	34	53						35			141	4.1
184. Bobby Miles	1982-84	65	52	121	.430				35	53	.660	139	2.1
185. Raphael Phillip	1982-83	48	50	118	.424				36	60	.600	136	2.8
186. Brian Murphy	1965-67	67	39	121	.322				57	87	.655	135	2.0
187. Chad Copeland	1990-91	41	29	95	.305	15	45	.333	61	81	.753	134	3.3
188. Bob DePathy	1968	27	53	123	.431				24	40	.600	130	4.8
189. Fred Woodward	1958-60	30	53						23	25	.920	129	4.3
190. Tom Dellahan	1953-54	28	49						26			124	4.4
191. Bill Cotton	1960-61	17	47						29	37	.784	123	7.2
192. Jimtom Richardson	1952-53	24	49	159	.308				22	39	.564	120	5.0
Devonaire Deas	1997-98	52	43	116	.371	10	33	.303	24	39	.615	120	2.3
194. Ernest Williams	1948	13	36						38			110	8.5
Irvin Quinn	1951-52	27	46						18			110	4.1
196. Emanuel Mathis	1999-00	42	30	89	.337	17	54	.315	21	29	.724	98	2.3
Jerel Allen	2006-Pr.	30	38	96	.396	17	43	.395	5	10	.500	98	3.3
198. Justin Mott	1999-00	59	32	89	.360	0	0	.000	33	59	.559	97	1.6
David Anderson	2000-02	70	37	98	.378	0	0	.000	23	41	.561	97	1.4
200. Ken Bush	1969	19	41	88	.466				13	21	.619	95	5.0
201. Joe Williams	1957-59	53	33						24	35	.686	90	1.7
202. JD Bracy	2002	22	32	95	.337	14	51	.275	11	16	.688	89	4.0
203. Ron Miller	1990-92	43	29	65	.446	15	32	.469	15	22	.682	88	2.0
204. Derrick Myers	1991	32	23	51	.451	3	10	.300	36	44	.818	85	2.7
205. Ted Hewitt	1949-51	22	30						21			81	3.7
206. Bob Chassee	1974-75	33	33	57	.579				11	30	.367	77	2.3
207. Ralph Chaudron	1948	17	28						20			76	4.5
Joe Westhafer	1957-58	35	25						26	46	.565	76	2.2
209. Tim Wooden	1995-96	36	32	58	.552	1	2	.500	9	20	.450	74	2.1
210. Dennis Burke	1973-74	28	33	75	.440				5	6	.833	71	2.5
211. Charles Fairchild	1965-66	28	21	66	.318				28	38	.737	70	2.5
Reggie Meadows	1983	7	27	59	.458				16	25	.640	70	10.0
Matt Chlebek	1998-00	60	22	73	.301	15	45	.333	11	16	.688	70	1.2
214. Uche Echefu	2006-Pr.	29	26	58	.448	4	11	.364	12	22	.545	68	2.3
215. Ronnie Watson	1982-84	52	22	73	.301				23	27	.852	67	1.3
216. Hosea Maxwell	1948	12	28						10			66	5.5
Carl Reynolds	1968-69	28	24	72	.333				18	30	.600	66	2.4
218. Sheldon Hilaman	1948-49	18	24						17			65	3.6
Ronald Nettles	1948-51	55	25						15			65	1.2
Ronald Thompson	1998-99	42	24	67	.358	1	4	.250	16	28	.571	65	1.5
221. Ben McCrary	1948	14	23						18			64	4.6
Roger Freudenstein	1960	8	25	68	.368				14	24	.583	64	8.0
Gentry Sparks	1996-97	25	25	51	.490	3	8	.375	11	21	.524	64	2.6
224. Rodney Tucker	2000	29	23	62	.371	0	0	.000	16	37	.432	62	2.1
Casaan Breeden	2006-Pr.	22	22	47	.468	7	20	.350	11	17	.647	62	2.8
226. Jerry Smith	1960-61	27	25	70	.357				9	19	.474	59	2.2
227. Craig Mateer	1986-87	43	23	63	.365	2	14	.143	10	20	.500	58	1.3
228. Jesse Salters	1991	25	23	49	.469	0	1	.000	11	19	.579	57	2.3
229. Ed Wursbach	1954-56	32	20						16			56	1.8
Bob Casteel	1957-58,60	41	17						22	53	.415	56	1.4
Thomas Mabry	1985-86	37	16	40	.400				24	33	.727	56	1.5
232. Don Biggs	1966	21	21	43	.488				13	18	.722	55	2.6
233. Tony Carter	1985-87	34	22	55	.400	0	1	.000	10	14	.714	54	1.6
Jonathan Kerner	1993-94	28	19	34	.559	0	0	.000	16	25	.640	54	1.9
235. Donnie Kuhl	1977-79,81	33	20	37	.541				11	17	.647	51	1.5
236. Benson Callier	2003-04	30	16	48	.333	6	13	.462	10	16	.625	48	1.6
237. Kyle Mulligan	1995-98	32	16	42	.381	1	3	.333	13	27	.481	46	1.4
238. Billy Osteen	1948	11	19						6			44	4.0
239. Ross Winter	1963	13	18	50	.360				7	9	.778	43	3.3
240. Bud Whitehead	1960	15	15	36	.417				12	17	.706	42	2.8
241. Dave Macomber	1969-71	34	17	42	.405				7	16	.438	41	1.2
242. Archie Aldridge	1974	14	13	31	.419				13	16	.813	39	2.8
243. H.B. Marcum	1953	8	13						10			36	4.5
D Groomes	1981	18	11	27	.407				14	22	.636	36	2.0
245. Wayne Patton	1954-56	27	11						13			35	1.3
246. Greg Collinsworth	1979-81	26	12	29	.414				9	12	.750	33	1.3
247. Jack Merriman	1951	5	12						6			30	6.0
248. Andre Cooper	1994	7	12	30	.400	1	6	.167	4	9	.444	29	4.1
249. George Edmiston	1950	14	5						18			28	2.0
Cyril Stitt	1973-75	15	14	33	.424				0	1	.000	28	1.9
Jerry Cox	1978-80	21	7	22	.318				14	22	.636	28	1.3
Antonio Griffin	2005	9	11	22	.300	3	5	.600	3	9	.333	28	3.1
253. Joey Barnes	1988-90	26	11	33	.333	2	13	.154	3	8	.375	27	1.0
Kelvin McClendon	1996	9	9	28	.321	2	6	.333	7	15	.467	27	3.0
255. George Folliard	1949-50	8	11						3			25	3.1

ALL-TIME SCORING

	Name	Years	GP	FGM	FGA	PCT	3FGM	3FGA	PCT	FTM	FTA	PCT	TOTAL	AVG
	Ray Donald	1992	21	10	28	.357	0	2	.000	5	6	.833	25	1.2
257.	Jim Hardesty	1952	8	10	36	.278				4	7	.571	24	3.0
258.	Marcell Haywood	2001-03	48	8	15	.533	0	0	.000	7	20	.350	23	0.5
259.	Edwin Reeves	1954	11	4						13			21	1.9
	Roy Glover	1970-71	14	9	37	.243				3	10	.300	21	1.5
261.	Nick Bryant	1994	9	2	8	.250	1	3	.333	15	17	.882	20	2.2
262.	Scott Wilkes	1982-83	22	7	21	.333				4	8	.500	18	0.8
263.	Bill Archer	1959	13	6	16	.375				5	8	.625	17	1.3
	Ryan Lowery	2001-02	32	6	29	.207	3	14	.214	2	3	.667	17	0.5
265.	George Kallish	1953	6	6						4			16	2.7
266.	Jim Wallace	1964	6	7						1			15	2.5
	Jon Fedor	1988	16	6	19	.316	0	0	.000	3	11	.273	15	0.9
268.	Darryll Mahoney	1956	9	6	12	.500				2	3	.667	14	1.6
269.	Gerry Ellenwood	1952	5	5						2			12	2.4
	Tom Nissalki	1954	7	4						4			12	1.7
	Clyde Eads	1961	4	5						2	6	.333	12	3.0
	Ed Young	1980-81	19	4	21	.190				4	9	.444	12	0.6
273.	Malcolm Nicholas	1991	6	3	7	.429	1	2	.500	4	9	.444	11	1.8
274.	John Harrison	1974-75	8	4	8	.500				2	7	.286	10	1.3
	Stephen Gruhl	1992-93	11	4	11	.364	0	0	.000	2	5	.400	10	0.9
276.	Larry Bulger	1964	1	3						3	3	1.000	9	9.0
	John Amick	1972	11	3	10	.300				3	3	1.000	9	0.8
278.	Chuck Miller	1952	5	3						2			8	1.6
	Emanuel Gordon	2003-04	9	3	5	.600	2	3	.667	0	0	.000	8	0.9
280.	Mark Gilbert	1975	6	2	2	1.000				3	7	.429	7	1.2
	Terry Martin	1985	11	2	6	.333				3	3	1.000	7	0.6
	David Grabuloff	1994	8	2	8	.250	0	2	.000	3	4	.750	7	0.9
283.	Bob Cummings	1950	6	2						2			6	1.0
	Bob Albertson	1952	4	3						0			6	1.5
	Bob Wilcox	1952	5	1						4			6	1.2
	Steve Summers	1967	7	3	5	.600				0	1	.000	6	0.9
	Dave Vetica	1977	7	3	7	.429				0	4	.000	6	0.9
	Brian Huff	2006-Pr.	4	2	5	.400	0	0	.000	2	2	1.000	6	1.5
	Matt Zitani	2006-Pr.	4	3	6	.500	0	1	.000	0	0	.000	6	1.5
290.	Jack Wilson	1948	9	2						1			5	0.6
	Dwight Osha	1950	1	2						1			5	5.0
	John Bloodworth	1966	7	2	12	.167				1	1	1.000	5	0.7
	Adrian McPherson	2002	3	1	2	.500	1	1	1.000	2	2	1.000	5	1.7
294.	Billy Parker	1948	3	1						2			4	1.3
	Dan Mady	1950	1	2						0			4	4.0
	Bishop	1952	1	2						0			4	4.0
	Gerald Smith	1952	3	2						0			4	1.3
	Lenny Hall	1967	1	2	2	1.000				0	0	.000	4	4.0
	David Brownyard	1973-74	9	1	6	.167				2	3	.667	4	0.4
	Jay Nasworthy	1994	2	2	2	1.000	0	0	.000	0	0	.000	4	2.0
	Romone Penny	2004	6	0	2	.000	0	1	.000	4	6	.667	4	0.7
	Ben Engstrom	2005	4	2	3	.667	0	0	.000	0	0	.000	4	1.0
303.	Jerry Hohne	1959	5	1	4	.250				1	2	.500	3	0.6
	Bill Giswold	1963	7	1	2	.500				1	4	.250	3	0.4
	Lance Kimrey	1969-70	6	0	4	.000				3	4	.750	3	0.5
	Mark Brodie	1975	4	1	8	.125				1	1	1.000	3	0.8
	Marvin Haynes	1980	5	1	4	.250				1	2	.500	3	0.6
	Blake Miles	1989-90	10	1	4	.250	1	1	1.000	0	1	.000	3	0.3
	Nate Moran	2001-03	15	0	9	.000	0	6	.000	3	4	.750	3	0.2
310.	Howard Calhoun	1948	1	1						0			2	2.0
	John Pierce	1948	1	1						0			2	2.0
	Calvin Collins	1949	2	1						0			2	1.0
	Maurice Stanfill	1949	3	0						2			2	0.7
	Bob Gemming	1964	1	1						0	0	.000	2	2.0
	Sonny Detmer	1965	1	1	2	.500				0	0	.000	2	2.0
	Tim Barrow	1968	3	1	2	.500				0	0	.000	2	0.7
	Ron Nemergut	1971	1	1	3	.333				0	1	.000	2	2.0
	Ron Ealy	1978	1	0	3	.000				2	3	.667	2	2.0
	Jeff Coleman	1982	3	1	1	1.000				0	0	.000	2	0.7
	E Larsen	1986	4	0	3	.000				2	3	.667	2	0.5
	Alton Sheffield	1998	3	1	2	.500	0	0	.000	0	0	.000	2	0.7
	Gibson Pierre	1998-99	11	1	1	1.000	0	0	.000	0	0	.000	2	0.2
	Brock Daniels	1999	3	0	3	.000	0	0	.000	2	2	1.000	2	0.7
	Aaron Morris	1999	4	0	4	.000	0	1	.000	2	2	1.000	2	0.5
	Chris Hull	1999-00	5	1	4	.250	0	1	.000	0	0	.000	2	0.4
	Will Wightman	2003	8	1	4	.250	0	2	.000	0	0	.000	2	0.3
327.	Charlie Fellows	1948-49	3	0						1			1	0.3
	Bob McKay	1949	3	0						1			1	0.3
	Val Hinton	1964	3	0						1		1.000	1	0.3
	Mike Kundid	1976-77	7	0	7	.000				1	2	.500	1	0.1
	Booney Crawford	1982	5	0	3	.000				1	2	.500	1	0.2
	Steve Bakich	1984	3	0	0	.000				1	2	.500	1	0.3
	Levi Osborne	2000	3	0	0	.000	0	0	.000	1	2	.500	1	0.3
334.	Wendell Barnes	1948	1	0						0			0	0.0
	Slick Edwards	1948	1	0						0			0	0.0
	Don Grant	1948	1	0						0			0	0.0
	Bobby Roesch	1948	2	0						0			0	0.0
	Ray Schoneck	1948	1	0						0			0	0.0
	Don Williams	1948	1	0						0			0	0.0
	Bill Falsone	1949	1	0						0			0	0.0

ALL-TIME SCORING

Name	Years	GP	FGM	FGA	PCT	3FGM	3FGA	PCT	FTM	FTA	PCT	TOTAL	AVG
Averitt	1952	2	0						0			0	0.0
Don Alford	1955	2	0	0	.000				0	0	.000	0	0.0
Lee Corso	1956	1	0	0	.000				0	0	.000	0	0.0
John Wood	1956	2	0	0	.000				0	0	.000	0	0.0
Merrill Bryant	1957	1	0						0			0	0.0
Charlie Rodgers	1958	1	0						0	0	.000	0	0.0
Mohler Hobbs	1959	1	0	0	.000				0	1	.000	0	0.0
John Strasemeir	1961	2	0						0	0	.000	0	0.0
Rick Campbell	1967	3	0	6	.000				0	0	.000	0	0.0
Denny Parker	1969	1	0	0	.000				0	0	.000	0	0.0
Jim Calkin	1972	3	0	0	.000				0	1	.000	0	0.0
Artie Fryer	1972	2	0	1	.000				0	1	.000	0	0.0
Bill Wright	1972	2	0	1	.000				0	0	.000	0	0.0
Ansley Abraham	1974	4	0	3	.000				0	0	.000	0	0.0
Steve Dillard	1981	6	0	3	.000				0	0	.000	0	0.0
Scott Matchett	1981	2	0	1	.000				0	0	.000	0	0.0
David McPhee	1987	5	0	5	.000	0	1	.000	0	1	.000	0	0.0
Scott Porter	1992-93	4	0	3	.000	0	0	.000	0	0	.000	0	0.0
Curtis Azama	1994	2	0	1	.000	0	0	.000	0	0	.000	0	0.0
Tommy Polley	1997	1	0	1	.000	0	0	.000	0	0	.000	0	0.0
Marcel Thomas	1998	2	0	2	.000	0	0	.000	0	0	.000	0	0.0
Andrew Skwara	1999	2	0	0	.000	0	0	.000	0	0	.000	0	0.0
Pete Murray	2001	5	0	1	.000	0	0	.000	0	2	.000	0	0.0
Adam Krieg	2002	8	0	1	.000	0	0	.000	0	0	.000	0	0.0
Orenn Fells	2003	8	0	1	.000	0	0	.000	0	5	.000	0	0.0

STATISTICS BY CATEGORY/CLASS

Scoring

Game:.....46...Ron King vs. Georgia Southern (Feb. 11, 1971)

Season:.....742...Jim Oler (1955-56)
Freshman:.....380...Bob Sura (1991-92)
Sophomore:.....675...Bob Sura (1992-93)
Junior:.....635...Mickey Dillard (1979-80)
Senior:.....742...Jim Oler (1955-56)
Career:.....2,130...Bob Sura (1991-95)

Scoring Average

Season:.....29.7...Jim Oler (1955-56)
Freshman:.....12.8...Jim Lyttle (1965-66)
Sophomore:.....22.7...Ron King (1970-71)
Junior:.....23.8...Mitchell Wiggins (1981-82)
Senior:.....29.7...Jim Oler (1955-56)
Career:.....23.2...Mitchell Wiggins (1981-83)

Rebounds

Game:.....32...Rick Benson vs. Florida Southern (Jan. 7, 1955)
Season:.....456...Dave Cowens (1967-68)
Freshman:.....210...Corey Louis (1994-95)
Sophomore:.....456...Dave Cowens (1967-68)
Junior:.....437...Dave Cowens (1968-69)
Senior:.....447...Rick Benson (1954-55)

Rebounding Average

Season:.....17.5...Dave Cowens (1968-69)
Freshman:.....7.8...Corey Louis (1994-95)
Sophomore:.....17.0...Dave Cowens (1967-68)
Junior:.....17.5...Dave Cowens (1968-69)
Senior:.....17.2...Dave Cowens (1969-70)
Career:.....17.2...Dave Cowens (1967-70)

Assists

Game:.....16...Otto Petty vs. South Alabama (Jan. 19, 1972)
 16...Tony William vs. Jacksonville (Feb. 12, 1983)
Season:.....227...Otto Petty (1970-71)
Freshman:.....181...Delvon Arrington (1998-99)
Sophomore:.....227...Otto Petty (1970-71)
Junior:.....184...Kerry Thompson (1996-97)
Senior:.....215...Tony William (1983-84)
Career:.....688...Delvon Arrington (1998-02)

Steals

Game:.....9...Tony William vs. Memphis State (Feb. 26, 2983)
 9...Charlie Ward vs. South Carolina (March 2, 1991)
 9...Bob Sura vs. Georgia Tech (March 2, 1995)

Season:.....97...Sam Cassell (1992-93)
Freshman:.....71...Charlie Ward (1990-91)
Sophomore:.....75...Charlie Ward (1991-92)
Junior:.....82...Tim Pickett (2002-03)
Senior:.....82...Tim Pickett (2003-04)
Career:.....238...Charlie Ward (1990-94)

Blocked Shots

Game:.....9...Andre Reid vs. Bethune-Cookman (Dec. 5, 1993)
 9...Corey Louis vs. Maryland (Jan. 10, 1995)
Season:.....111...Rodney Dobard (1992-93)
Freshman:.....74...Corey Louis (1994-95)
Sophomore:.....47...Rodney Dobard (1990-91)
Junior:.....55...Alton Lee Gipson (1983-84)
Senior:.....111...Rodney Dobard (1992-93)
Career:.....240...Rodney Dobard (1989-93)

Field Goal Percentage

Game:.....1.000...Tat Hunter at Tampa (Nov. 23, 1985) (10-10)
 1.000...Doug Edwards vs. UNC Asheville (Jan. 2, 1992) (10-10)
Season:.....691...Murray Brown (1978-79)
Career:.....668...Murray Brown (1976-80)

Field Goals Made

Game:.....21...Ron King vs. Georgia Southern (Feb. 11, 1971)
Season:.....262...Ron King (1970-71)
Freshman:.....126...Chuck Graham (1989-90)
Sophomore:.....262...Ron King (1970-71)
Junior:.....260...Alton Lee Gipson (1983-84)
Senior:.....243...Tony Dawson (1988-89)
Career:.....731...Bob Sura (1991-95)

Field Goals Attempted

Game:.....37...Ham Wernke vs. Tampa (Feb. 14, 1953)
Season:.....558...Ron King (1971-72)
Freshman:.....270...James Collins (1993-94)
Sophomore:.....533...Bob Sura (1992-93)
Junior:.....558...Ron King (1971-72)
Senior:.....495...Don Bates (1958-59)
Career:.....1,626...Bob Sura (1991-95)

3-Point Field Goals Made

Game:.....10...George McCloud at La Salle (Feb. 23, 1989)
Season:.....115...George McCloud (1988-89)
Freshman:.....43...Von Wafer (2003-04)
Sophomore:.....73...Bob Sura (1992-93)
Junior:.....84...Tim Pickett (2002-03)
Senior:.....115...George McCloud (1988-89)
Career:.....255...James Collins (1993-97)

3-Point Field Goals Attempted

Game:.....17...George McCloud at La Salle (Feb. 23, 1989)
Season:.....270...Tim Pickett (2003-04)
Freshman:.....132...Von Wafer (2003-04)
Sophomore:.....220...Bob Sura (1992-93)
Junior:.....259...Tim Pickett (2002-03)
Senior:.....270...Tim Pickett (2003-04)
Career:.....686...James Collins (1993-97)

Free Throw Percentage

Game:.....1.000...Bob Sura vs. South Florida (Nov. 29, 1994) (16-16)
Season:.....895...Ken Macklin (1969-70)
Career:.....817...Granville Arnold (1983-85)

Free Throws Made

Game:.....22...Jim Oler at Rollins (Jan. 31, 1955)
 22...Jim Oler vs. Morningside (Dec. 16, 1955)
Season:.....310...Jim Oler (1955-56)
Freshman:.....106...Alexander Johnson (2003-04)
Sophomore:.....155...Hugh Durham (1956-57)
Junior:.....221...Jim Oler (1954-55)
Senior:.....310...Jim Oler (1955-56)
Career:.....761...Jim Oler (1952-56)

Free Throws Attempted

Game:.....30...Jim Oler vs. Morningside (Dec. 16, 1955)
Season:.....380...Jim Oler (1955-56)
Freshman:.....157...Alexander Johnson (2003-04)
Sophomore:.....213...Hugh Durham (1956-57)
Junior:.....289...Jim Oler (1954-55)
Senior:.....380...Jim Oler (1955-56)
Career:.....975...Jim Oler (1952-56)

Games Played

Season:.....35...Sam Cassell (1992-93)
 35...Rodney Dobard (1992-93)
Career:.....129...Andrew Wilson (2000-06)
Consecutive
 In A Career:.....123...Todd Galloway (2003-06)

Games Started

Season:.....35...Sam Cassell (1992-93)
 35...Rodney Dobard (1992-93)
Career:.....117...Delvon Arrington (1999-02)
Consecutive
 In A Career:.....110...Delvon Arrington (1999-02)

STATISTICS BY CLASS

FRESHMEN

Total Points

- Bob Sura1991-92.....380
- Jim Lyttle1965-66.....320
- Chuck Graham1989-90.....314
- Alexander Johnson2003-04.....312
- James Collins1993-94.....298
- Corey Louis1994-95.....295
- Michael Joiner2000-01.....279
- Randy Allen1983-84.....255
- Von Wafer2003-04.....253
- Delvon Arrington1998-99.....242

Points Per Game

- Jim Lyttle1965-66.....12.8
- Bob Sura1991-92.....12.3
- Ham Wernke1951-52.....11.4
- James Collins1993-94.....11.0
- Corey Louis1994-95.....10.9
- Chuck Graham1989-90.....10.1
- Jim Oler1952-53.....9.7
- Alexander Johnson2003-04.....9.5
- Randell Jackson1995-96.....9.5
- Michael Joiner2000-01.....9.3

Rebounds

- Corey Louis1994-95.....210
- Michael Joiner2000-01.....179
- Randy Allen1983-84.....148
- Harry Davis1974-75.....147
- Kris Anderson1976-77.....140
- Alexander Johnson2003-04.....138
- David Speights1981-82.....133
- Tat Hunter1985-86.....130
- Randell Jackson1995-96.....126
- Karim Shabazz1997-98.....120

Rebounds Per Game

- Corey Louis1994-95.....7.8
- Michael Joiner2000-01.....6.0
- Harry Davis1974-75.....5.7
- Randell Jackson1995-96.....5.3
- Kris Anderson1976-77.....5.1
- Randy Allen1983-84.....4.9
- David Speights1981-82.....4.7
- Tat Hunter1985-86.....4.6
- Alexander Johnson2003-04.....4.2
- Kirk Luchman1993-94.....4.0

Assists

- Delvon Arrington1998-99.....181
- Charlie Ward1990-91.....103
- Todd Galloway2002-03.....97
- Carlton Byrd1973-74.....91
- LaMarr Greer1994-95.....78
- Bob Sura1991-92.....76
- Eugene Harris1973-74.....69
- Devonaire Deas1986-97.....66
- James Collins1993-94.....62
- Isaiah Swann2004-05.....62

Steals

- Charlie Ward1990-91.....71
- Delvon Arrington1998-99.....64
- Bob Sura1991-92.....41
- James Collins1993-94.....37
- LaMarr Greer1994-95.....34
- Michael Joiner2000-01.....32
- Maurice Myrick1981-82.....30
- Chad Copeland1989-90.....29
- Alexander Johnson2003-04.....27
- Chuck Graham1989-90.....26

Blocked Shots

- Corey Louis1994-95.....74
- Karim Shabazz1997-98.....37
- Rodney Dobard1989-90.....36
- Andre Reid1990-91.....34
- Randell Jackson1995-96.....30
- Michael Joiner2000-01.....26
- Randy Allen1983-84.....23
- Derrick Carroll1992-93.....21
- Alexander Johnson2003-04.....20
- Jerome Fitchett1984-85.....16

Field Goals Made

- Chuck Graham1989-90.....126
- Bob Sura1991-92.....124
- Corey Louis1994-95.....120
- Jim Lyttle1965-66.....116
- James Collins1993-94.....110
- Michael Joiner2000-01.....109
- Randy Allen1983-84.....109
- Wayne Smalls1973-74.....105
- Harry Davis1974-75.....104
- Alexander Johnson2003-04.....103

Field Goal Attempts

- James Collins1993-94.....270
- Chuck Graham1989-90.....269
- Bob Sura1991-92.....269
- Corey Louis1994-95.....267
- Jim Lyttle1965-66.....254
- Michael Joiner2000-01.....254
- Wayne Smalls1973-74.....244
- Von Wafer2003-04.....244
- Randy Allen1983-84.....211
- Anthony Richardson2001-02.....211

3 Pointers Made

- Von Wafer2003-04.....43
- James Collins1993-94.....39
- Bob Sura1991-92.....38
- Geoff Brower1995-96.....27
- Derrick Carroll1992-93.....26
- Anthony Richardson2001-02.....24
- LaMarr Greer1994-95.....24
- Todd Galloway2002-03.....23
- Isaiah Swann2004-05.....17
- Delvon Arrington1998-99.....16

3-Point Attempts

- Von Wafer2003-04.....132
- James Collins1993-94.....120
- Bob Sura1991-92.....98
- Anthony Richardson2001-02.....81
- Derrick Carroll1992-93.....79
- Geoff Brower1995-96.....71
- LaMarr Greer1994-95.....66
- Delvon Arrington1998-99.....61
- Todd Galloway2002-03.....58
- Isaiah Swann2004-05.....51

Free Throws Made

- Alexander Johnson2003-04.....106
- Bob Sura1991-92.....94
- Jim Oler1952-53.....90
- Jim Lyttle1965-66.....88
- Charlie Ward1990-91.....62
- Granville Arnold1982-83.....57
- Corey Louis1994-95.....54
- Delvon Arrington1998-99.....52
- Jerome Fitchett1984-85.....51
- Chuck Graham1989-90.....51

Free Throw Attempts

- Alexander Johnson2003-04.....157
- Bob Sura1991-92.....150
- Jim Oler1952-53.....118
- Jim Lyttle1965-66.....116
- Karim Shabazz1997-98.....90
- Charlie Ward1990-91.....87
- Corey Louis1994-95.....76
- Granville Arnold1982-83.....74
- Delvon Arrington1998-99.....74
- Jerome Fitchett1984-85.....74

SOPHOMORES

Total Points

- Bob Sura1992-93.....675
- Ron King1970-71.....589
- Dave Fedor1959-60.....530
- Doug Edwards1990-91.....524
- Hugh Durham1956-57.....509
- Dave Cowens1967-68.....508
- James Collins1994-95.....487
- Reggie Royals1970-71.....471
- Ham Wernke1952-53.....468
- Larry Warren1973-74.....440

Points Per Game

- Ron King1970-71.....22.7
- Ham Wernke1952-53.....21.3
- Dave Fedor1959-60.....21.2
- Bob Sura1992-93.....19.9
- Hugh Durham1956-57.....19.6
- Dave Cowens1967-68.....18.8
- Reggie Royals1970-71.....18.1
- James Collins1994-95.....18.0
- Larry Warren1973-74.....16.9
- Jim Oler1953-54.....16.6

Rebounds

- Dave Cowens1967-68.....456
- Dave Fedor1959-60.....400
- Reggie Royals1970-71.....390
- Lawrence McCray1971-72.....263
- Greg Grady1973-74.....250
- Doug Edwards1990-91.....227
- Jan Gies1967-68.....221
- Bob Sura1992-93.....209
- Zach Perkins1973-74.....207
- David Thompson1975-76.....203

Rebounds Per Game

- Dave Cowens1967-68.....17.0
- Dave Fedor1959-60.....16.0
- Reggie Royals1970-71.....15.0
- Greg Grady1973-74.....9.6
- Lawrence McCray1971-72.....8.2
- Jan Gies1967-68.....8.2
- Zach Perkins1973-74.....8.0
- Karim Shabazz1998-99.....8.0
- Jerry Shirley1962-63.....7.9
- David Thompson1975-76.....7.5

Assists

- Otto Petty1970-71.....227
- Delvon Arrington1999-00.....182
- Tony Jackson1977-78.....166
- Skip Young1968-69.....155
- LaMarr Greer1995-96.....131
- Charlie Ward1991-92.....122
- Tony William1981-82.....111
- Wayne Smalls1974-75.....110
- Bobby Parks1978-79.....97
- Bob Sura1992-93.....92

Steals

- Charlie Ward1991-92.....75
- Tony Jackson1977-78.....73
- Tony William1981-82.....66
- Bob Sura1992-93.....54
- Isaiah Swann2005-06.....47
- Tharon Mayes1987-88.....45
- Delvon Arrington1999-00.....44
- Ed Chatman1978-79.....42
- Randy Allen1984-85.....37
- James Collins1994-95.....37

Blocked Shots

- Rodney Dobard1990-91.....47
- Randell Jackson1996-97.....46
- Mike Mathews2000-01.....44
- Corey Louis1995-96.....43
- Delvon Anderson1999-00.....43
- Doug Edwards1990-91.....36
- Anthony Richardson2002-03.....33
- Andre Reid1991-92.....32
- Randy Allen1984-85.....28
- Jerome Fitchett1985-86.....24

Field Goals Made

- Ron King1970-71.....262
- Bob Sura1992-93.....241
- Dave Fedor1959-60.....214
- Dave Cowens1967-68.....206
- Doug Edwards1990-91.....200
- Reggie Royals1970-71.....191
- Randy Allen1984-85.....187
- James Collins1994-95.....181
- Larry Warren1973-74.....179
- Tony William1981-82.....167

Field Goal Attempts

- Bob Sura1992-93.....533
- Ron King1970-71.....521
- Dave Fedor1959-60.....453
- Hugh Durham1956-57.....438
- Ham Wernke1952-53.....422
- Larry Warren1973-74.....395
- Jerry Westhafer1952-53.....391
- Doug Edwards1990-91.....385
- Reggie Royals1970-71.....384
- Dave Cowens1967-68.....383

3-Pointers Made

- Bob Sura1992-93.....73
- James Collins1994-95.....72
- Von Wafer2004-05.....65
- Adrian Crawford1998-99.....64
- Tharon Mayes1987-88.....46
- Derrick Carroll1994-95.....42
- Hugh Graham1990-91.....36
- Isaiah Swann2005-06.....33
- Michael Joiner2001-02.....31
- Delvon Arrington1999-00.....29

3-Point Attempts

- Bob Sura1992-93.....220
- James Collins1994-95.....164
- Von Wafer2004-05.....164
- Adrian Crawford1998-99.....161
- Derrick Carroll1994-95.....112
- Hugh Graham1990-91.....104
- Tharon Mayes1987-88.....100
- Isaiah Swann2005-06.....100
- Geoff Brower1996-97.....84
- Michael Joiner2001-02.....77

Free Throws Made

- Hugh Durham1956-57.....155
- Jim Oler1953-54.....140
- Ham Wernke1952-53.....134
- Bob Sura1992-93.....120
- Doug Edwards1990-91.....112
- Dave Fedor1959-60.....102
- Dave Cowens1967-68.....96
- Mickey Dillard1977-78.....92
- Reggie Royals1970-71.....89
- Jack Davis1959-60.....88
- Michael Johnson1981-82.....88

Free Throw Attempts

- Hugh Durham1956-57.....213
- Ham Wernke1952-53.....193
- Jim Oler1953-54.....188
- Bob Sura1992-93.....188
- Doug Edwards1990-91.....158
- Jack Davis1959-60.....134
- Dave Fedor1959-60.....131
- Dave Cowens1967-68.....131
- Reggie Royals1970-71.....122
- Mickey Dillard1977-78.....119

STATISTICS BY CLASS

JUNIORS

Total Points

1. Mickey Dillard.....	1979-80.....	635
2. Murray Brown.....	1978-79.....	629
3. Alton Lee Gipson.....	1983-84.....	626
4. Ron King.....	1971-72.....	573
Bob Sura.....	1993-94.....	573
6. Sam Cassell.....	1991-92.....	570
7. Jim Oler.....	1954-55.....	549
8. George McCloud.....	1987-88.....	546
9. Tony Dawson.....	1987-88.....	536
10. Mitchell Wiggins.....	1981-82.....	523

Points Per Game

1. Mitchell Wiggins.....	1981-82.....	23.8
2. Murray Brown.....	1978-79.....	21.7
3. Bob Sura.....	1993-94.....	21.2
4. Jim Oler.....	1954-55.....	21.1
5. Mickey Dillard.....	1979-80.....	20.4
6. Dave Cowens.....	1968-69.....	20.3
7. Alton Lee Gipson.....	1983-84.....	20.2
8. Mickey Dillard.....	1978-79.....	20.0
9. Dave Fedor.....	1960-61.....	19.0
10. David Thompson.....	1976-77.....	18.5
Ham Wernke.....	1953-54.....	18.5

Rebounds

1. Dave Cowens.....	1968-69.....	437
2. Reggie Royals.....	1971-72.....	351
3. Dick Artmeier.....	1954-55.....	339
4. Dave Fedor.....	1960-61.....	336
5. Daniel Boltz.....	1957-58.....	303
6. Gary Schull.....	1964-65.....	273
7. Doug Edwards.....	1991-92.....	271
8. Greg Grady.....	1974-75.....	267
9. Michael Polite.....	1989-90.....	262
10. Willie Williams.....	1968-69.....	249

Rebounds Per Game

1. Dave Cowens.....	1968-69.....	17.5
2. Dave Fedor.....	1960-61.....	14.0
3. Dick Artmeier.....	1954-55.....	13.0
4. Daniel Boltz.....	1957-58.....	12.1
5. Reggie Royals.....	1971-72.....	11.0
6. Gary Schull.....	1964-65.....	10.5
7. Greg Grady.....	1974-75.....	10.3
8. Mitchell Wiggins.....	1981-82.....	9.7
9. Willie Williams.....	1968-69.....	9.6
10. Lawrence McCray.....	1972-73.....	9.3

Assists

1. Kerry Thompson.....	1996-97.....	184
2. Otto Petty.....	1971-72.....	173
3. Tony Jackson.....	1978-79.....	158
4. Tony William.....	1982-83.....	156
5. Dean Shaffer.....	1983-84.....	146
Pee Wee Barber.....	1985-86.....	146
7. Delvon Arrington.....	2000-01.....	143
8. Skip Young.....	1969-70.....	127
9. Bob Sura.....	1993-94.....	121
10. Sam Cassell.....	1991-92.....	119

Steals

1. Tim Pickett.....	2002-03.....	82
2. Kerry Thompson.....	1996-97.....	71
3. Dean Shaffer.....	1983-84.....	70
4. Bob Sura.....	1993-94.....	65
5. James Collins.....	1995-96.....	62
6. Terrell Baker.....	1997-98.....	59
7. Tony Jackson.....	1978-79.....	58
8. Sam Cassell.....	1991-92.....	56
Delvon Arrington.....	2000-01.....	56
10. Mickey Dillard.....	1979-80.....	53

Blocked Shots

1. Alton Lee Gipson.....	1983-84.....	55
2. Andre Reid.....	1993-94.....	54
3. Rodney Dobard.....	1991-92.....	46
4. Elvis Rolle.....	1979-80.....	42
5. Doug Edwards.....	1991-92.....	41
6. Randell Jackson.....	1997-98.....	37
7. Mike Mathews.....	2001-02.....	34
8. Randy Allen.....	1985-86.....	30
Corey Louis.....	1996-97.....	30
10. Alexander Johnson.....	2005-06.....	30

Field Goals Made

1. Alton Lee Gipson.....	1983-84.....	260
2. Mickey Dillard.....	1979-80.....	239
Ron King.....	1971-72.....	239
4. Murray Brown.....	1978-79.....	237
5. David Thompson.....	1976-77.....	230
6. Mitchell Wiggins.....	1981-82.....	223
7. Tony Dawson.....	1987-88.....	212
8. Sam Cassell.....	1991-92.....	206
9. Pee Wee Barber.....	1985-86.....	204
10. Bob Sura.....	1993-94.....	202
Dave Cowens.....	1968-69.....	202

Field Goal Attempts

1. Ron King.....	1971-72.....	558
2. Alton Lee Gipson.....	1983-84.....	497
3. David Thompson.....	1976-77.....	495
4. Mickey Dillard.....	1979-80.....	458
5. Burt Decker.....	1957-58.....	457
6. Sam Cassell.....	1991-92.....	454
7. Tim Pickett.....	2002-03.....	437
8. Bob Sura.....	1993-94.....	431
9. Reggie Royals.....	1971-72.....	415
10. Jim Oler.....	1954-55.....	414

3-Pointers Made

1. Tim Pickett.....	2002-03.....	84
2. George McCloud.....	1987-88.....	72
3. James Collins.....	1995-96.....	69
4. Sam Cassell.....	1991-92.....	58
5. Bob Sura.....	1993-94.....	52
6. Ron Hale.....	1998-99.....	39
7. LaMarr Greer.....	1996-97.....	38
8. Chuck Graham.....	1991-92.....	36
9. Delvon Arrington.....	2000-01.....	33
Terrell Baker.....	1997-98.....	33

3-Point Attempts

1. Tim Pickett.....	2002-03.....	259
2. James Collins.....	1995-96.....	199
3. Sam Cassell.....	1991-92.....	164
Bob Sura.....	1993-94.....	164
5. George McCloud.....	1987-88.....	159
6. Ron Hale.....	1998-99.....	119
7. Chuck Graham.....	1991-92.....	108
8. LaMarr Greer.....	1996-97.....	105
9. Delvon Arrington.....	2000-01.....	102
10. Terrell Baker.....	1997-98.....	98

Free Throws Made

1. Jim Oler.....	1954-55.....	221
2. Murray Brown.....	1978-79.....	155
3. Mickey Dillard.....	1979-80.....	151
Mickey Dillard.....	1980-81.....	151
5. Hugh Durham.....	1957-58.....	124
6. Al Thornton.....	2005-06.....	122
7. Alexander Johnson.....	2005-06.....	120
8. Bob Sura.....	1993-94.....	117
Michael Polite.....	1989-90.....	117
10. Ham Wernke.....	1953-54.....	113

Free Throw Attempts

1. Jim Oler.....	1954-55.....	289
2. Murray Brown.....	1978-79.....	218
3. Mickey Dillard.....	1979-80.....	197
4. Mickey Dillard.....	1980-81.....	190
5. Bob Sura.....	1993-94.....	179
6. Michael Polite.....	1989-90.....	173
Alton Lee Gipson.....	1983-84.....	173
8. Alexander Johnson.....	2005-06.....	170
9. Dave Cowens.....	1968-69.....	164
Al Thornton.....	2005-06.....	164

SENIORS

Total Points

1. Jim Oler.....	1955-56.....	742
2. George McCloud.....	1988-89.....	683
3. Sam Cassell.....	1992-93.....	641
4. Tony Dawson.....	1988-89.....	629
5. Murray Brown.....	1979-80.....	578
6. Pee Wee Barber.....	1986-87.....	576
7. Doug Edwards.....	1992-93.....	568
Alton Lee Gipson.....	1984-85.....	568
9. Tharon Mayes.....	1989-90.....	559
10. Harry Davis.....	1977-78.....	546

Points Per Game

1. Jim Oler.....	1955-56.....	29.7
2. Tharon Mayes.....	1989-90.....	23.3
3. George McCloud.....	1988-89.....	22.8
4. Mitchell Wiggins.....	1982-83.....	22.7
5. Hugh Durham.....	1958-59.....	21.9
6. Tony Dawson.....	1988-89.....	21.0
7. Dave Fedor.....	1961-62.....	20.4
8. Ham Wernke.....	1954-55.....	19.7
9. Harry Davis.....	1977-78.....	19.5
10. Pee Wee Barber.....	1986-87.....	19.2

Rebounds

1. Rick Benson.....	1954-55.....	447
2. Gary Schull.....	1965-66.....	432
3. Doug Edwards.....	1992-93.....	317
4. Willie Williams.....	1969-70.....	290
5. Michael Polite.....	1990-91.....	285
6. Reggie Royals.....	1972-73.....	273
7. Daniel Boltz.....	1958-59.....	265
8. Elvis Rolle.....	1980-81.....	264
9. LaMarr McCray.....	1973-74.....	257
10. Rowland Garrett.....	1971-72.....	254

Rebounds Per Game

1. Dave Cowens.....	1969-70.....	17.2
2. Rick Benson.....	1954-55.....	16.6
3. Gary Schull.....	1965-66.....	12.7
4. Daniel Boltz.....	1958-59.....	11.5
5. Willie Williams.....	1969-70.....	11.0
6. Reggie Royals.....	1972-73.....	10.2
7. Dave Fedor.....	1961-62.....	10.1
8. LaMarr McCray.....	1973-74.....	9.8
9. Gary Wold.....	1955-56.....	9.5
10. Doug Edwards.....	1992-93.....	9.4

Assists

1. Tony William.....	1983-84.....	215
2. Tony Jackson.....	1979-80.....	213
3. Otto Petty.....	1972-73.....	202
4. Delvon Arrington.....	2001-02.....	182
5. Kerry Thompson.....	1997-98.....	172
6. Dean Shaffer.....	1984-85.....	171
7. Sam Cassell.....	1992-93.....	170
8. Carlton Byrd.....	1976-77.....	159
9. Bob Sura.....	1994-95.....	146
10. Pee Wee Barber.....	1986-87.....	144

Steals

1. Tim Pickett.....	2003-04.....	82
Dean Shaffer.....	1984-85.....	82
3. Terrell Baker.....	1998-99.....	81
4. Tony Jackson.....	1979-80.....	80
5. Tony William.....	1983-84.....	65
6. Delvon Arrington.....	2001-02.....	62
7. Kerry Thompson.....	1997-98.....	61
8. James Collins.....	1996-97.....	60
9. George McCloud.....	1988-89.....	55
10. David Thompson.....	1977-78.....	53

Blocked Shots

1. Rodney Dobard.....	1997-98.....	111
2. Alton Lee Gipson.....	1984-85.....	50
3. Elvis Rolle.....	1980-81.....	47
Doug Edwards.....	1992-93.....	47
5. Andre Reid.....	1994-95.....	44
6. Kyle Mulligan.....	1997-98.....	39
7. Trevor Harvey.....	2002-03.....	37
8. Irv Thomas.....	1989-90.....	34
9. Ron Hale.....	1999-00.....	31
10. Mike Mathews.....	2002-03.....	24

Field Goals Made

1. Tony Dawson.....	1988-89.....	243
2. Alton Lee Gipson.....	1984-85.....	236
3. Sam Cassell.....	1992-93.....	234
4. Murray Brown.....	1979-80.....	230
5. Doug Edwards.....	1992-93.....	224
6. Harry Davis.....	1977-78.....	217
7. Mitchell Wiggins.....	1982-83.....	216
Jim Oler.....	1955-56.....	216
9. Irv Thomas.....	1989-90.....	207
George McCloud.....	1988-89.....	207

Field Goal Attempts

1. Don Bates.....	1958-59.....	495
2. Alton Lee Gipson.....	1984-85.....	489
3. Rick Benson.....	1954-55.....	471
4. Jim Oler.....	1955-56.....	470
5. Sam Cassell.....	1992-93.....	466
6. George McCloud.....	1988-89.....	462
7. Ham Wernke.....	1954-55.....	461
8. Tony Dawson.....	1988-89.....	460
9. Irv Thomas.....	1989-90.....	430
10. Tim Pickett.....	2003-04.....	427

3-Pointers Made

1. George McCloud.....	1988-89.....	115
2. Tim Pickett.....	2003-04.....	110
3. LaRae Davis.....	1986-87.....	80
4. James Collins.....	1996-97.....	75
5. Pee Wee Barber.....	1986-87.....	72
6. Adrian Crawford.....	2000-01.....	58
Tharon Mayes.....	1989-90.....	58
8. Aubry Boyd.....	1990-91.....	55
9. Darnold Anderson.....	1999-00.....	52
10. Bob Sura.....	1994-95.....	51

3-Point Attempts

1. Tim Pickett.....	2003-04.....	270
2. George McCloud.....	1988-89.....	262
3. James Collins.....	1996-97.....	203
4. Aubry Boyd.....	1990-91.....	178
5. LaRae Davis.....	1986-87.....	175
6. Adrian Crawford.....	2000-01.....	166
7. Pee Wee Barber.....	1986-87.....	161
Tharon Mayes.....	1989-90.....	161
9. Bob Sura.....	1994-95.....	158
10. LaMarr Greer.....	1997-98.....	147

Free Throws Made

1. Jim Oler.....	1955-56.....	310
2. Gary Schull.....	1965-66.....	164
3. Hugh Durham.....	1958-59.....	162
4. George McCloud.....	1988-89.....	154
5. Ham Wernke.....	1954-55.....	132
6. Gary Wold.....	1955-56.....	129
7. Michael Polite.....	1990-91.....	124
8. Bob Sura.....	1994-95.....	123
Sam Cassell.....	1992-93.....	123
10. Pee Wee Barber.....	1986-87.....	122

Free Throw Attempts

1. Jim Oler.....	1955-56.....	380
2. Gary Schull.....	1965-66.....	237
3. Hugh Durham.....	1958-59.....	201
4. Elvis Rolle.....	1980-81.....	195
5. Michael Polite.....	1990-91.....	190
6. Gary Wold.....	1955-56.....	181
7. Bob Sura.....	1994-95.....	179
8. Harry Davis.....	1977-78.....	178
9. George McCloud.....	1988-89.....	176
10. Murray Brown.....	1979-80.....	172

YEAR-BY-YEAR ALL-TIME INDIVIDUAL STATISTICS

1947-48

Record: 5-13		Home: 5-2		Away: 0-11	
Player	GP	FGM	FTM	PTS	AVG
Kratzert	17	58	48	164	9.6
Williams	13	36	38	110	8.5
Dickson	17	33	30	96	5.6
Pavy	16	37	18	92	5.8
Chaudron	17	28	20	76	4.5
Maxwell	12	28	10	66	5.5
McCrary	14	23	18	64	4.6
Hilaman	16	23	16	62	3.9
Wyman	17	20	13	53	3.1
Osteen	11	19	6	44	4.0
Nettles	12	2	6	10	0.8
Wilson	9	2	1	5	0.6
Parker	3	1	2	4	1.3
Calhoun	1	1	0	2	2.0
Pierce	1	1	0	2	2.0
Barnes	1	0	0	0	0.0
Edwards	1	0	0	0	0.0
Schoneck	1	0	0	0	0.0
Williams	1	0	0	0	0.0
Grant	1	0	0	0	0.0
Fellows	1	0	0	0	0.0
Roesch	2	0	0	0	0.0
FSU	18	312	226	850	47.2
Opponents	18	368	242	978	54.3

1948-49

Record: 12-12		Home: 8-3		Away: 3-7		Neutral: 1-2	
Player	GP	FGM	FTM	PTS	AVG		
Benjamin	24	109	30	248	10.3		
McLaughlin	21	90	37	217	10.3		
Weigle	24	77	52	206	8.6		
Adams	23	64	15	143	6.2		
Kendall	20	47	36	130	6.5		
Pence	17	26	15	67	3.9		
Wyman	22	18	20	56	2.5		
Pavy	18	16	17	49	2.7		
Nettles	19	13	4	30	1.6		
Dickson	9	8	4	20	2.2		
Kratzert	3	7	5	19	6.3		
Hewitt	7	5	7	17	2.4		
Folliard	3	5	4	14	4.7		
Hilaman	2	1	1	3	1.5		
Collins	2	1	0	2	1.0		
Stanfill	3	0	2	2	0.7		
Fellows	2	0	1	1	0.5		
McKay	4	0	1	1	0.3		
Falzone	1	0	0	0	0.0		
FSU	24	487	251	1225	51.0		
Opponents	24	449	316	1214	50.6		

1949-50

Record: 14-10		Home: 9-1		Away: 4-8		Neutral: 1-1	
Player	GP	FGM	FTM	PTS	AVG		
McLaughlin	25	138	52	328	13.1		
Kendall	25	109	50	268	10.7		
Weigle	24	81	76	238	9.9		
Benjamin	24	88	27	203	8.5		
Dickson	22	36	28	100	4.5		
Trobaugh	19	32	11	75	3.9		
Hewitt	13	24	14	62	4.8		
Pence	22	20	13	53	2.4		
Wyman	21	21	9	51	2.4		
Fischer	9	15	12	42	4.7		
Edmiston	14	5	18	28	2.0		
Nettles	14	8	2	18	1.3		
Folliard	5	5	1	11	2.2		
Cummings	6	2	2	6	1.0		
Osha	1	2	1	5	5.0		
Mady	1	2	0	4	4.0		
FSU	25	588	316	1492	59.7		
Opponents	25	502	423	1427	57.1		

1950-51

Record: 18-9		Home: 8-1		Away: 5-7		Neutral: 5-1	
Player	GP	FGM	FTM	PTS	AVG		
Hartman	27	185	105	475	17.6		
Whitmer	27	137	88	362	13.4		
Scott	27	91	36	218	8.1		
McLaughlin	21	64	51	179	8.5		
Marsee	24	73	31	177	7.4		
Trobaugh	27	54	42	150	5.6		
Dickson	23	45	32	122	5.3		
Fischer	17	25	12	62	3.6		
Merriman	5	12	6	30	6.0		
Nettles	10	2	3	7	0.7		
Quinn	5	3	0	6	1.2		
Hewitt	2	1	0	2	1.0		
Wyman	5	1	0	2	0.4		
Westhafer	1	0	0	0	0.0		
FSU	27	693	406	1792	66.4		
Opponents	27	639	436	1714	63.5		

1951-52

Record: 5-20		Home: 2-7		Away: 1-10		Neutral: 2-3	
Player	G	FGM-FGA	Pct.	FTM-FTA	Pct.	PF	Pts.-Avg.
McLaughlin	25	119-352	.338	61-106	.575	93	299-12.0
Whitmer	23	94-315	.295	88-121	.727	81	276-12.0
Westhafer	25	87-278	.313	35-56	.625	53	209-8.4
Fischer	22	77-226	.341	24-54	.444	76	178-8.1
Gordon	15	62-173	.358	24-41	.585	38	148-9.9
Quinn	22	43-181	.238	18-33	.545	82	104-4.7
Benson	17	36-123	.293	10-25	.400	38	82-4.8
Wernke	5	20-71	.282	17-23	.739	18	57-11.4
Pence	18	10-45	.222	8-12	.667	15	28-1.6
Hardesty	8	10-36	.278	4-7	.571	15	24-3.0
Burst	9	5-26	.192	2-2	1.00	17	12-1.4
Richardson	5	3-17	.176	1-2	.500	8	7-1.4
Others	—	19-82	.232	9-23	.391	34	47- —
FSU	25	585-1925	.304	301-505	.596	568	1471-
Opponents	—	—	—	—	—	—	—

1952-53

Record: 11-11		Home: 7-1		Away: 3-10		Neutral: 1-0	
Player	G	FGM-FGA	Pct.	FTM-FTA	Pct.	PF	Pts.-Avg.
Wernke	22	167-422	.396	134-193	.694	71	468-21.3
Westhafer	22	127-391	.325	52-75	.693	65	306-13.9
Oler	20	52-139	.374	90-118	.763	50	194-9.7
Gordon	22	67-196	.342	30-60	.500	63	164-7.5
Benson	21	48-168	.286	34-55	.618	56	130-6.2
Richardson	19	46-142	.324	21-37	.568	37	113-5.9
Wold	15	28-60	.467	34-61	.557	37	90-6.0
Burst	17	15-78	.192	17-30	.567	39	47-2.3
Dellaban	12	18-66	.273	8-10	.800	19	44-3.7
Artmeier	10	7-20	.350	6-9	.667	12	20-2.0
Pence	8	3-11	.273	4-5	.800	5	10-1.3
*Others	—	21-71	.296	19-41	.463	24	61
FSU	22	599-1764	.339	449-694	.690	462	1647-74.9
Opponents	22	621-1717	.362	436-725	.601	439	1678-76.3

1953-54

Record: 13-7		Home: 9-2		Away: 4-5		Neutral: 0-0	
Player	GP	FGM-FGA	Pct.	FTM-FTA	Pct.	PF	Pts.-Avg.
Wernke	20	128-354	.362	113-148	.764	76	369-18.5
Oler	20	96-280	.343	140-188	.745	76	332-16.6
Benson	19	75-342	.219	—	—	—	195-10.3
Artmeier	19	70-47	—	—	—	—	187-9.8
Westhafer	14	47-11	—	—	—	—	105-7.5
Burst	19	40-13	—	—	—	—	93-4.9
Dellahan	16	31-18	—	—	—	—	80-5.0
Gordon	19	30-10	—	—	—	—	70-3.7
Wold	13	5-17	—	—	—	—	27-2.1
Reeves	11	4-13	—	—	—	—	21-1.9
Wursbach	4	4-6	—	—	—	—	14-3.5
Nissalki	7	4-4	—	—	—	—	12-1.7
Patton	1	0-0	—	—	—	—	0-0.0
FSU	20	534-437	—	—	—	—	1505-75.3
Opponents	20	520-408	—	—	—	—	1448-72.4

YEAR-BY-YEAR ALL-TIME INDIVIDUAL STATISTICS

1954-55

Record: 22-4	Home: 12-0	Away: 8-2	Neutral: 2-2					
Player	GP	FGM-FGA	Pct.	FTM-FTA	Pct.	Reb.-Avg.	PF	Pts.-Avg.
Oler	26	164-414	.396	221-289	.765	76-2.9	65	549-21.1
Wernke	26	190-461	.412	132-169	.781	130-5.0	81	512-19.7
Benson	26	170-471	.361	92-147	.626	432-16.6	83	451-17.3
Artmeier	26	121-397	.305	97-127	.764	339-13.0	88	276-10.6
Wold	25	59-156	.378	90-124	.726	208-8.3	81	214-8.6
Williams	26	49-112	.438	23-45	.511	121-4.7	64	194-7.5
Burst	14	12-56	.214	17-24	.708	41-2.9	18	14-1.0
Twomey	15	10-34	.294	17-30	.567	37-2.5	13	28-1.9
Waites	15	9-28	.321	10-11	.909	28-1.9	9	22-1.5
Wursbach	11	7-18	.389	5-7	.714	19-1.7	10	12-1.1
Patton	13	2-13	.154	2-7	.286	6-0.5	8	1-0.1
Garcia	2	1-4	.250	1-2	.500	3-1.5	0	2-1.0
Alford	2	0-0	.000	0-0	.000	0-0.0	0	0-0.0
FSU	26	794-2164	.367	707-982	.720	2295-88.3	522	1420-54.6
Opponents	26	756-2059	.367	539-826	.653	2051-78.9	578	1061-40.8

1955-56

Record: 16-9	Home: 9-0	Away: 5-5	Neutral: 2-4					
Player	GP	FGM-FGA	Pct.	FTM-FTA	Pct.	Reb.-Avg.	PF	Pts.-Avg.
Oler	25	216-470	.460	310-380	.816	136-5.4	61	742-29.7
Wold	25	116-241	.481	129-181	.713	237-9.5	91	361-14.4
Artmeier	25	98-261	.375	80-116	.690	167-6.7	90	276-11.0
Gregory	25	66-163	.405	30-54	.556	121-4.8	67	162-6.5
Garcia	22	44-145	.303	45-61	.738	49-2.2	40	133-6.0
Ward	22	45-135	.333	29-43	.674	82-3.7	21	119-5.4
Williams	20	33-97	.340	34-52	.654	176-8.8	51	100-5.0
Twomey	20	16-46	.348	6-20	.300	39-2.0	24	38-1.9
Patton	13	9-28	.321	11-16	.688	17-1.3	19	29-2.2
Waites	16	10-34	.294	6-16	.375	24-1.5	14	26-1.6
Wursbach	17	9-16	.563	5-8	.625	18-1.1	11	23-1.4
Mahoney	9	6-12	.500	2-3	.667	8-0.9	8	14-1.6
Corso	1	0-0	.000	0-0	.000	0-0.0	0	0-0.0
Wood	2	0-0	.000	0-0	.000	0-0.0	0	0-0.0
Team						55		
FSU	25	668-1648	.405	687-950	.723	1129-45.2	497	2023-80.9
Opponents	25	710-1703	.417	493-799	.617	1188-47.5	554	1913-76.5

1956-57

Record: 9-17	Home: 5-5	Away: 3-11	Neutral: 1-1					
Player	G	FGM-FGA	Pct.	FTM-FTA	Pct.	Reb.-Avg.	PF	Pts.-Avg.
Durham	26	117-438	.404	155-213	.728	116	53	509-19.6
Waits	25	131-336	.389	101-126	.802	118	75	363-14.5
Strom	26	90-175	.514	62-95	.640	237	74	242-9.3
Garcia	25	73-239	.306	77-99	.777	50	48	223-8.9
Williams	26	67-175	.383	43-78	.551	234	62	177-6.8
Ward	24	57-153	.373	15-30	.500	76	35	129-5.4
Gregory	24	51-137	.372	18-33	.545	81	64	120-5.0
Twomey	18	26-92	.283	42-62	.677	70	29	94-5.2
Westhafer	21	17-42	.405	19-33	.576	44	19	53-2.5
Williams, J	18	9-36	.250	6-11	.545	12	10	24-1.3
Casteel	11	6-28	.214	5-19	.263	53	27	17-1.5
FSU	26	704-1862	.380	543-799	.679	1091	496	1951-75.1
Opponents	26	763-1981	.396	545-805	.677	1446	482	2061-79.3

1957-58

Record: 9-16	Home: 8-3	Away: 0-12	Neutral: 1-1					
Player	GP	FGM-FGA	Pct.	FTM-FTA	Pct.	Reb.-Avg.	PF	Pts.-Avg.
Deckel	25	163-457	.357	99-134	.739			425-17.0
Durham	24	122-377	.324	124-154	.805	93-3.9		368-15.3
Liteky	25	96		76-97	.784			268-10.7
Strom	25	101-239	.423	50-64	.781			252-10.1
Boltz	25	61		32-58	.552	303-12.1		154-6.2
Garcia	22	32		28-41	.683			92-4.2
Savage	24	25		15-32	.469			65-2.7
Westhafer	14	8		7-13	.538			23-1.6
Casteel	18	6		8-17	.471			20-1.1
Williams	15	5		6-10	.600			16-1.1
Woodward	3	2		2-3	.667			6-2.0
Rodgers	1	0		0-0	.000			0-0.0
Gregory	1	0		0-0	.000			0-0.0
FSU	25	621		447-623	.717			1689-67.6
Opponents	25	697-1766	.395	454-691	.657	1848-73.9		1352-54.1

1958-59

Record: 8-15	Home: 7-3	Away: 1-10	Neutral: 0-2					
Player	G	FGM-FGA	Pct.	FTM-FTA	Pct.	Reb.-Avg.	PF	Pts.-Avg.
Durham	23	171-415	.412	162-201	.806	86-3.7	57	504-21.9
Bates	23	179-495	.362	76-101	.752	102-4.4	75	434-18.9
Liteky	23	70-176	.398	59-83	.711	115-5.0	74	199-8.7
Tinsley	21	68-146	.466	27-61	.443	148-7.0	56	163-7.8
Savage	23	68-196	.347	32-67	.478	131-5.7	67	168-7.3
Boltz	23	52-153	.340	45-74	.608	264-11.5	95	149-6.5
Richter	14	30-85	.353	13-30	.433	85-6.1	24	73-5.2
Williams	20	19-59	.322	12-14	.857	19-1.0	22	50-2.5
Archer	13	6-16	.375	5-8	.625	17-1.3	11	17-1.3
Woodward	13	3-13	.231	4-4	1.000	0-0.0	3	10-0.8
Hohne	5	1-4	.250	1-2	.500	1-0.2	2	3-0.6
Hobbs	1	0-0	.000	0-1	.000	0-0.0	0	0-0.0
FSU	23	667-1758	.379	436-646	.675	1195-52.0	486	1770-77.0
Opponents	23	698-1684	.414	479-699	.685	1312-57.1	455	1875-81.5

1959-60

Record: 10-15	Home: 7-4	Away: 3-10	Neutral: 0-1					
Player	GP	FGM-FGA	Pct.	FTM-FTA	Pct.	Reb.-Avg.	PF	Pts.-Avg.
Fedor	25	214-453	.472	102-131	.779	400-16.0		530-21.2
Richter	25	103-235	.438	64-106	.604	185-7.4		270-10.8
Davis	25	70-227	.308	88-134	.657	80-3.2		228-9.1
Swain	25	78-206	.379	50-89	.562	175-7.0		206-8.2
Ashworth	16	76-208	.365	24-41	.585	56-3.5		176-11.0
Savage	23	53-185	.286	44-68	.647	55-2.4		150-6.5
Woodward	14	48-109	.440	17-18	.944	13-0.9		113-8.1
Freudenstein	8	25-68	.368	14-24	.583	21-2.6		64-8.0
Edney	19	17-48	.354	29-46	.630	30-1.6		63-3.3
Cotton	8	17-51	.333	12-15	.800	19-2.4		46-5.8
Whitehead	15	15-36	.417	12-17	.706	38-2.5		42-2.8
Smith	17	10-36	.278	1-7	.143	24-1.4		21-1.2
Casteel	12	5-21	.238	9-17	.529	18-1.5		19-1.6
Team						191		
FSU	25	731-1883	.388	466-713	.654	1305-52.2		1928-77.1
Opponents	25	718-1683	.427	514-783	.656	1328-53.1		1950-78.0

1960-61

Record: 14-10	Home: 8-1	Away: 6-7	Neutral: 0-2					
Player	G	FGM-FGA	Pct.	FTM-FTA	Pct.	Reb.-Avg.	PF	Pts.-Avg.
Fedor	24	185-365	.507	86-107	.804	336-14	70	456-19.0
Swain	24	168-313	.537	82-124	.661	188-7.8	69	418-17.4
Long	22	83-179	.464	27-48	.563	81-3.7	60	193-8.8
Davis	24	44-117	.376	78-102	.765	68-2.8	53	166-6.9
Ashworth	23	45-137	.328	31-43	.721	57-2.5	53	121-5.3
Coogee	22	36-80	.450	41-64	.641	64-2.9	45	113-5.1
Edney	18	21-57	.368	34-56	.607	28-1.6	22	76-4.2
Smith	10	15-34	.441	8-12	.667	18-1.8	17	38-3.8
Others	—	75-185	.405	55-78	.705	78-	62	205-
FSU	24	672-1467	.458	442-634	.697	1054-43.9	451	1786-74.4
Opponents	24	629-1501	.419	411-629	.653	1023-42.6	467	1669-69.5

1961-62

Record: 15-8	Home: 8-2	Away: 7-6	Neutral: 0-0					
Player	G	FGM-FGA	Pct.	FTM-FTA	Pct.	Reb.-Avg.	PF	Pts.-Avg.
Fedor	23	186-356	.522	98-125	.734	233-10.1	53	470-20.4
Swain	23	157-274	.573	62-91	.681	171-7.4	63	376-16.3
Long	23	128-260	.492	53-74	.716	95-4.1	69	309-13.4
Ricketts	21	62-112	.554	47-72	.653	62-2.9	32	171-8.1
Ashworth	23	44-109	.404	28-40	.700	54-1.2	45	116-5.0
Davis	22	39-95	.411	25-39	.641	49-2.2	45	103-4.7
Reeves	17	31-57	.544	20-35	.571	46-2.7	16	82-4.8
Ek	16	22-41	.537	7-12	.583	22-1.4	11	51-3.2
Dale	12	21-46	.457	8-10	.800	11-0.9	25	50-4.2
Coogee	12	11-22	.500	12-23	.522	13-1.1	15	34-2.8
Edney	9	8-14	.571	3-4	.750	8-0.9	9	19-2.1
FSU	23	709-1,386	.512	363-525	.691	897-39.0	383	1,781-77.4
Opponents	23	615-1,458	.422	337-482	.699	930-40.4	430	1,567-68.1

YEAR-BY-YEAR ALL-TIME INDIVIDUAL STATISTICS

1962-63

Record: 15-10 Home: 8-3 Away: 4-7 Neutral: 3-0

Player	G	FGM-FGA	Pct.	FTM-FTA	Pct.	Reb.-Avg.	PF	Pts.-Avg.
Long	24	159-351	.511	77-109	.706	123-5.1	70	395-16.5
Shirley	25	118-235	.502	45-60	.750	199-7.9	67	281-11.2
Rogers	25	106-226	.469	57-85	.671	114-4.6	62	269-10.8
Reeves	24	70-130	.538	48-87	.552	115-4.8	32	188-7.8
Huge	25	78-192	.406	20-36	.556	126-5.1	78	176-7.1
Dale	24	57-135	.422	17-28	.607	53-2.2	69	131-5.5
Gonzalez	17	30-67	.448	21-41	.512	48-2.8	27	81-4.8
Ek	20	27-65	.415	13-23	.565	48-2.4	23	67-3.4
Rickettes	6	18-37	.486	20-26	.769	18-3.0	16	56-9.3
Winter	13	18-50	.360	7-9	.778	8-0.6	14	43-3.3
Lovell	21	19-51	.373	4-9	.444	33-1.6	22	42-2.0
Coogle	2	6-12	.500	0-1	.000	5-2.5	5	12-6.0
Giswold	7	1-2	.500	1-4	.250	3-0.4	5	3-0.4
FSU	25	707-1513	.467	330-517	.638	1047-41.9	448	1744-69.8
Opponents	25	599-1434	.418	482-678	.717	977-39.1	421	1680-67.2

1963-64

Record: 11-14 Home: 9-1 Away: 1-12 Neutral: 1-1

Player	G	FGM-FGA	Pct.	FTM-FTA	Pct.	Reb.-Avg.	PF	Pts.-Avg.
Schull	25	128-257	.499	67-96	.698	179-7.2	66	323-12.9
Rogers	25	132-281	.469	54-81	.667	137-5.5	76	318-12.7
Shirley	25	113-259	.436	59-68	.868	155-6.2	63	285-11.4
Gonzalez	25	78-166	.469	59-73	.808	81-3.2	42	215-8.6
Peacock	23	79-159	.496	39-51	.765	44-1.9	53	197-8.6
Lovell	21	69-133	.518	27-40	.675	57-2.7	31	165-7.9
Huge	25	51-135	.377	21-30	.700	98-3.9	84	123-4.9
Leakley	21	30-94	.319	28-36	.778	30-1.4	16	88-4.2
Ek	21	21-52	.404	9-15	.600	19-0.9	13	51-2.4
Phillips	14	12-23	.522	18-34	.529	39-2.8	13	42-3.0
Wallace	7	7-10	.700	2-4	.500	10-1.4	8	16-2.3
Hinton	3	0-0	.000	1-1	1.000	2-0.7	3	1-0.3
Others		4-14	.286	3-3	1.000	3	11	
FSU	25	724-1583	.457	387-532	.727	975-39	471	1835-73.4
Opponents	25	686-1561	.439	466-637	.730	1074-42.9	447	1838-73.4

1964-65

Record: 16-10 Home: 9-1 Away: 4-5 Neutral: 3-4

Player	G	FGM-FGA	Pct.	FTM-FTA	Pct.	Reb.-Avg.	PF	Pts.-Avg.
Shirley	23	146-300	.486	57-70	.814	168-7.3	72	349-15.2
Schull	26	120-263	.456	85-128	.663	273-10.5	71	325-12.5
Malmen	26	132-314	.420	58-69	.841	122-4.7	78	322-12.4
Lovell	25	88-172	.511	44-67	.657	74-2.9	53	220-8.8
Gonzalez	25	62-170	.364	75-103	.728	68-2.7	50	199-7.9
Peacock	26	68-150	.453	42-64	.656	59-2.3	77	178-6.8
Leakley	25	51-110	.463	25-29	.862	25-1.0	22	127-5.1
Fairchild	18	13-36	.361	16-22	.727	37-2.1	36	42-2.3
Phillips	24	13-39	.333	10-21	.476	43-1.8	41	36-1.5
Murphy	17	2-17	.118	13-20	.650	17-1.0	18	17-1.0
Rogers	3	1-1	1.000	0-0	.000	0-0.0	0	2-2
Detmer	1	1-2	.500	0-0	.000	2-5	2	2-2.0
FSU	26	697-1574	.444	425-593	.716	1058-40.6	520	1819-69.9
Opponents	26	629-1444	.434	505-704	.717	1001-38.5	490	1763-67.8

1965-66

Record: 15-11 Home: 13-1 Away: 1-8 Neutral: 1-2

Player	G	FGM-FGA	Pct.	FTM-FTA	Pct.	Reb.-Avg.	PF	Pts.-Avg.
Schull	25	155-302	.514	164-237	.687	317	62-3	474-19.0
Lyttle	25	116-254	.457	88-116	.759	57	65-4	320-12.8
Peacock	25	122-257	.475	59-78	.756	131	74-3	303-12.1
Stewart	24	77-159	.484	58-82	.716	65	90-9	212-8.8
Glenn	23	58-130	.446	16-20	.800	58	29-0	132-5.5
Malmen	13	44-104	.423	9-17	.529	48	32-2	97-7.5
Phillips	18	29-66	.439	21-40	.525	67	45-1	79-4.4
Murphy	25	21-55	.382	23-35	.657	42	39-2	65-2.6
Leakey	14	19-56	.339	21-25	.840	14	12-0	59-4.2
Biggs	21	20-43	.465	13-18	.722	59	28-0	53-2.7
Danford	17	16-43	.372	13-19	.684	54	24-0	45-2.4
Doyle	12	11-27	.407	9-17	.529	30	16-0	31-2.8
Fairchild	9	6-27	.269	10-15	.714	17	21-0	22-2.4
Bloodworth	7	2-12	.167	1-1	1.000	7	5-0	5-0.7
FSU	26	696-1,533	.454	507-720	.701	1,109-44.4	553	75.9-75.9
Opponents	26	647-1,462	.443	483-714	.676	991-39.6	542	71.1-71.1

1966-67

Record: 11-15 Home: 7-3 Away: 4-12 Neutral: 0-0

Player	G	FGM-FGA	Pct.	FTM-FTA	Pct.	Reb.-Avg.	PF	Pts.-Avg.
Glenn	25	177-376	.471	36-45	.800	184-7.4	50	390-15.6
Hogan	26	143-292	.490	85-115	.739	81-3.1	59	372-14.3
Morrison	26	117-303	.386	62-81	.765	70-2.7	80	296-11.4
Stewart	26	102-229	.445	73-113	.646	108-4.2	98	277-10.7
Danford	26	92-182	.505	51-84	.607	197-7.6	103	235-9.0
Doyle	24	45-91	.495	41-66	.621	83-3.5	59	131-5.5
Ross	25	23-62	.371	33-44	.750	84-3.4	45	79-3.2
Murphy	24	15-44	.341	19-30	.633	49-2.0	34	49-2.0
Summers	7	3-5	.600	0-1	.000	3-0.43	1	6-0.86
Campbell	3	0-6	.000	0-0	—	6-2.0	2	0-0.0
Others	5	4-8	.500	2-2	1.000	7-1.4	4	10-2.0
FSU	26	721-1596	.452	402-581	.672	1037-39.9	533	1844-71.0
Opponents	26	716-1634	.444	486-702	.692	1200-50.0	455	1936-74.5

1967-68

Record: 19-8 Home: 12-1 Away: 5-5 Neutral: 2-2

Player	G	FGM-FGA	Pct.	FTM-FTA	Pct.	Reb.-Avg.	PF	Pts.-Avg.
Cowens	27	206-383	.538	96-131	.733	456-17.0	103	508-18.8
Hogan	27	168-348	.483	91-110	.827	60-2.2	64	427-15.8
Gies	27	128-231	.555	86-108	.796	221-8.2	54	342-12.7
Stewart	27	103-223	.462	60-82	.732	93-3.4	88	266-9.9
Danford	27	96-189	.508	48-80	.600	222-8.2	86	240-8.9
Klay	27	99-220	.450	24-34	.706	98-3.6	44	222-8.2
Cable	26	62-126	.492	42-50	.840	26-1.0	36	166-6.4
Depathy	27	53-123	.431	24-40	.600	46-1.7	27	130-4.8
Ross	23	22-66	.333	34-56	.607	74-3.2	40	78-3.4
Reynolds	15	13-36	.361	16-26	.615	7-0.5	11	42-2.8
Doyle	17	5-13	.385	5-5	1.000	24-1.4	7	15-0.9
Barrow	3	1-2	.500	0-0	.000	0-0	1	2-0.67
FSU	27	956-1960	.490	526-722	.730	1388-51.4	561	2438-90.3
Opponents	27	793-1911	.415	532-736	.723	1134-42.0	534	2118-78.4

1968-69

Record: 18-8 Home: 10-3 Away: 6-5 Neutral: 2-0

Player	G	FGM-FGA	Pct.	FTM-FTA	Pct.	Reb.-Avg.	PF	AT	Pts.-Avg.
Cowens	25	202-384	.526	104-164	.634	437-17.5	76	71	508-20.3
Young	26	157-336	.467	76-102	.745	115-4.5	75	155	390-15.0
Hogan	26	155-335	.463	56-80	.700	55-2.1	64	78	366-14.1
Klay	25	94-198	.475	27-36	.750	93-3.7	50	24	215-8.6
Williams	26	83-191	.435	37-71	.521	249-9.6	76	23	211-8.1
Gies	26	80-129	.620	40-62	.645	128-4.9	55	21	200-7.7
Cable	26	48-114	.421	29-40	.725	15-0.6	17	20	125-4.8
Burt	23	46-124	.371	18-37	.486	81-3.5	44	18	110-4.8
Bush	19	41-88	.466	13-21	.619	39-2.0	20	17	97-5.1
Reynolds	13	11-36	.306	2-4	.500	12-0.9	4	7	24-1.8
Macomber	12	5-12	.417	2-5	.400	11-0.9	6	0	12-1.0
Macklin	7	3-15	.200	4-8	.500	7-1.0	3	2	10-1.4
Kimrey	4	0-3	.000	3-4	.750	1-0.3	0	0	3-0.8
FSU	26	925-1965	.471	412-633	.651	1336-51.4	494	436	2260-86.9
Opponents	26	774-1708	.453	498-688	.724	1039-40.0	467	308	2056-79.1

1969-70

Record: 23-3 Home: 12-0 Away: 9-3 Neutral: 2-0

Player	G	FGM-FGA	Pct.	FTM-FTA	Pct.	Reb.-Avg.	PF	AT	Pts.-Avg.
Cowens	26	174-355	.490	115-169	.676	447-17.2	86	79	463-17.8
Williams	26	185-291	.636	69-113	.611	285-11.0	85	19	439-17.0
Young	26	151-340	.444	59-80	.738	92-3.5	79	127	361-13.9
Macklin	26	116-249	.466	51-57	.895	63-2.4	75	84	283-10.9
Ellyz	26	98-209	.471	65-86	.747	135-5.2	43	24	261-10.0
Harris	26	70-181	.387	46-54	.852	122-4.7	39	31	186-7.2
Cable	24	39-84	.464	35-49	.714	26-1.1	28	12	113-4.7
Garrett	18	36-79	.456	29-37	.784	59-3.3	26	5	101-5.6
Gies	25	37-68	.544	27-36	.750	83-3.3	30	12	101-4.0
Burt	19	22-50	.440	8-13	.615	25-1.3	16	7	52-2.5
Glover	13	7-35	.200	3-10	.300	8-0.6	6	10	17-1.3
Macomber	9	4-8	.500	0-1	.000	10-1.1	2	0	8-0.9
Kimrey	2	0-1	.000						

YEAR-BY-YEAR ALL-TIME INDIVIDUAL STATISTICS

1970-71

Record:	17-9	Home: 12-2	Away: 4-5	Neutral: 1-2					
Player	G	FGM-FGA	Pct.	FTM-FTA	Pct.	Reb.-Avg.	PF	AT	Pts.-Avg.
King	26	262-521	.503	65-91	.714	130-5.0	54	51	589-22.7
Royals	26	191-384	.497	89-122	.730	390-15.0	90	36	471-18.1
Elizy	26	142-268	.534	77-126	.611	208-8.0	57	42	361-13.9
Garrett	26	130-269	.483	68-104	.654	213-8.2	69	36	328-12.5
Petty	26	75-172	.436	47-60	.783	64-2.5	65	227	197-7.6
Harris	26	60-140	.429	14-25	.560	99-3.8	25	28	134-5.2
Young	22	53-141	.376	7-13	.538	35-1.6	50	38	113-5.1
Gay	20	29-60	.483	11-18	.611	55-2.8	21	13	69-3.5
Samuel	15	21-62	.339	15-18	.833	14-0.9	12	15	57-3.8
Burt	13	16-38	.421	2-4	.500	24-1.8	8	7	34-2.6
Macomber	13	8-22	.364	5-10	.500	27-2.1	11	6	21-1.6
Nemergut	1	1-3	.333	0-1	.000	1-1.0	0	0	2-2.0
Glover	1	2-2	1.000	0-0	—	0-0.0	0	0	4-4.0
FSU	26	990-2082	.476	400-592	.675	1388-53.4	462	499	2380-91.5
Opponents	26	842-1943	.433	401-612	.655	1208-46.5	534	389	2085-80.2

1971-72

Record:	27-6	Home: 11-1	Away: 6-4	Neutral: 10-1					
Player	G	FGM-FGA	Pct.	FTM-FTA	Pct.	Reb.-Avg.	PF	AT	Pts.-Avg.
King	32	239-558	.428	95-126	.754	192-6.0	58	69	573-17.9
Royals	32	196-415	.472	109-159	.686	351-11.0	101	85	501-15.7
Garrett	32	169-352	.480	80-109	.734	253-7.9	76	57	418-13.0
McCray	32	166-300	.554	52-89	.584	263-8.2	106	32	384-12.0
Harris	32	104-232	.448	50-74	.676	161-5.0	56	52	258-8.1
Samuel	30	71-152	.467	55-74	.743	50-1.6	30	120	197-6.2
Petty	31	66-149	.443	72-101	.713	63-2.0	68	173	204-6.4
Cole	32	68-150	.453	35-47	.745	59-1.8	42	41	171-5.3
Gay	22	28-52	.538	10-16	.625	42-1.3	22	3	66-2.1
Amick	11	3-10	.300	3-3	1.000	5-0.5	5	1	9-0.8
Calikin	3	0-0	—	0-1	.000	1-0.3	0	1	0-0.0
Fryer	2	0-1	.000	0-1	.000	1-0.5	0	0	0-0.0
Wright	2	0-1	.000	0-0	—	2-1.0	0	0	0-0.0
FSU	33	1110-2372	.468	561-800	.701	1608-50.3	564	634	2781-86.9
Opponents	33	904-2153	.420	478-722	.662	1386-43.3	597	470	2286-71.4

1972-73

Record:	18-8	Home: 11-1	Away: 2-3	Neutral: 5-4					
Player	G	FGM-FGA	Pct.	FTM-FTA	Pct.	Reb.-Avg.	PF	AT	Pts.-Avg.
Royals	26	193-382	.510	44-68	.647	265-10.2	75	81	430-16.5
McCray	26	170-293	.580	41-71	.577	242-9.3	77	9	381-14.7
Cole	26	138-283	.488	28-40	.700	75-2.9	67	77	304-11.7
Clyde	19	111-216	.514	25-37	.676	131-6.9	50	37	247-13.0
Petty	25	86-209	.411	32-50	.640	55-2.2	69	202	204-8.2
Johnson	26	86-172	.500	27-47	.574	155-6.0	32	23	199-7.7
Gay	22	45-104	.433	14-30	.467	83-3.8	3	26	101-4.6
Grady	21	38-58	.655	23-42	.548	73-3.5	17	7	99-4.7
King	6	41-91	.451	8-13	.615	17-3.3	10	8	90-15.0
Burke	22	27-63	.429	5-6	.833	17-0.8	14	39	59-2.7
Stitt	2	2-7	.286	0-0	—	2-1.0	0	0	4-2.0
Brownyard	5	1-5	.200	0-0	—	0-0.0	2	0	2-0.4
Perkins	3	0-2	.000	0-0	—	1-0.3	0	1	0-0.0
FSU	26	938-1886	.498	244-401	.608	1250-48.0	452	513	2120-81.6
Opponents	26	779-1817	.429	302-427	.707	1022-39.3	443	367	1860-71.5

1973-74

Record:	18-8	Home: 10-0	Away: 2-5	Neutral: 6-3					
Player	G	FGM-FGA	Pct.	FTM-FTA	Pct.	Reb.-Avg.	PF	AT	Pts.-Avg.
Warren	26	179-395	.453	82-103	.796	161-6.2	78	68	440-16.9
Cole	26	158-365	.433	34-47	.723	80-3.1	61	96	350-13.5
McCray	26	156-303	.514	34-63	.540	254-9.8	89	14	346-13.3
Grady	26	115-209	.551	45-65	.692	250-9.6	51	24	275-10.6
Smalls	26	105-244	.430	23-30	.767	54-2.1	48	43	233-9.0
Perkins	26	98-203	.482	34-51	.667	207-8.0	62	20	230-8.8
Harris	26	65-128	.508	48-59	.814	50-1.9	68	69	178-6.8
Byrd	26	58-132	.439	27-37	.730	39-1.5	35	91	143-5.5
Aldridge	14	13-31	.419	13-16	.813	18-1.4	4	5	39-2.8
Chassee	14	16-26	.615	3-12	.250	24-1.7	10	3	35-2.5
Burke	6	6-12	.500	0-0	—	4-0.7	0	2	12-2.0
Harrison	4	2-3	.667	2-5	.400	5-0.8	1	1	6-1.5
Brownyard	4	0-1	.000	2-3	.667	0-0.0	2	1	2-0.5
Abraham	4	0-3	.000	0-0	—	2-0.5	0	0	0-0.0
Stitt	1	0-0	—	0-0	—	0	0	0	0-0.0
FSU	26	971-2055	.472	347-491	.707	1230-47.3	509	436	2289-88.0
Opponents	26	856-1903	.444	333-487	.684	1100-42.3	544	342	2045-78.8

1974-75

Record:	18-8	Home: 15-1	Away: 3-7	Neutral: 0-0					
Player	G	FGM-FGA	Pct.	FTM-FTA	Pct.	Reb.-Avg.	PF	AT	Pts.-Avg.
Warren	25	172-363	.474	56-72	.778	139-5.6	82	60	400-16.0
Grady	26	154-265	.581	37-65	.569	267-10.3	72	23	345-13.3
Smalls	26	141-314	.449	33-43	.767	68-2.6	61	110	315-12.1
Perkins	26	126-255	.494	49-79	.620	191-7.3	70	42	301-11.6
Davis	26	104-185	.562	27-41	.659	147-5.7	53	34	235-9.0
Harris	26	91-179	.508	41-61	.672	80-3.1	77	73	223-8.6
Mann	25	58-117	.496	16-25	.640	59-2.4	53	17	132-5.3
Byrd	26	52-108	.481	23-41	.561	15-0.6	30	60	127-4.9
Chassee	19	17-31	.548	8-18	.444	38-2.0	12	6	42-2.2
Stitt	12	12-26	.462	0-1	.000	2-0.2	2	0	24-2.0
Gilbert	6	2-2	1.000	3-7	.429	1-0.2	0	0	7-1.2
Harrison	4	2-5	.400	0-2	.000	6-1.5	2	0	4-1.0
Brodie	4	1-8	.125	1-1	1.000	6-1.5	3	0	3-0.8
FSU	26	932-1858	.502	294-456	.645	1099-42.3	571	425	2158-83.0
Opponents	26	766-1732	.442	330-474	.696	1019-39.2	521	335	1862-71.6

1975-76

Record:	21-6	Home: 13-0	Away: 6-3	Neutral: 2-3					
Player	G	FGM-FGA	Pct.	FTM-FTA	Pct.	Reb.-Avg.	PF	AT	Pts.-Avg.
Thompson	27	166-356	.466	58-78	.744	203-7.5	65	52	390-14.4
Davis	27	143-224	.638	45-71	.634	167-6.2	80	65	331-12.3
Warren	27	122-311	.392	24-37	.649	102-3.8	58	52	268-9.9
Grady	27	94-176	.534	32-48	.667	203-7.5	66	25	220-8.1
Harris	27	86-174	.494	44-58	.759	70-2.6	71	53	216-8.0
Allen	26	89-169	.527	37-50	.740	79-3.0	63	28	215-8.3
Byrd	26	84-167	.503	40-55	.727	35-1.3	41	91	208-8.0
Smalls	25	82-160	.513	20-31	.645	22-0.9	39	45	184-7.4
Perkins	27	69-166	.416	34-58	.586	126-4.7	59	24	172-6.4
Smith	20	21-39	.538	16-21	.762	51-2.6	41	24	58-2.9
Kundid	6	0-7	.000	0-0	—	3-0.5	2	0	0-0.0
FSU	27	956-1949	.491	350-507	.690	1168-43.3	585	459	2264-83.9
Opponents	27	751-1668	.450	360-540	.667	980-36.3	538	361	1862-68.9

1976-77

Record:	16-11	Home: 8-2	Away: 4-5	Neutral: 4-4					
Player	G	FGM-FGA	Pct.	FTM-FTA	Pct.	Reb.-Avg.	PF	AT	Pts.-Avg.
Thompson	27	230-495	.464	40-69	.579	205-7.5	83	29	500-18.5
Davis	27	176-310	.567	50-92	.543	212-7.8	100	39	402-14.8
Byrd	27	147-285	.515	96-116	.827	41-1.5	55	159	390-14.4
Smalls	27	129-289	.446	26-31	.838	86-3.1	71	75	284-10.5
Smith	27	76-173	.439	32-50	.640	141-5.2	96	58	184-6.8
Anderson	27	65-105	.619	31-52	.596	141-5.2	56	23	161-5.9
Dillard	25	53-110	.481	40-61	.655	29-1.1	53	35	146-5.8
Brown	18	38-50	.760	18-28	.642	48-2.7	22	1	94-5.2
Jackson	19	8-24	.333	12-22	.545	13-0.6	13	21	28-1.4
Kuhl	12	5-11	.454	4-4	1.000	19-1.5	13	3	14-1.1
Kundid	1	0-0	.000	1-2	.500	0-0.0	0	1	1-1.0
Vetica	7	3-7	.428	0-4	.000	2-0.2	1	1	6-0.8
Others	5	15-29	.517	11-16	.687	20-4.0	17	2	41-8.2
FSU	27	945-1888	.500	361-547	.659	1058-39.2	580	447	2251-83.3
Opponents	27	839-1735	.482	405-563	.719	1190-38.1	559	381	2083-77.1



Chuck Graham ranks 15th among Florida State's all-time leading scorers with 1,338 points. He averaged in double figure scoring in each of his four varsity seasons as a Seminoles.

YEAR-BY-YEAR ALL-TIME INDIVIDUAL STATISTICS

1977-78

Record: 23-6 Home: 10-1 Away: 7-2 Neutral: 6-3

Player	G	Min.	FGM-FGA	Pct.	FTM-FTA	Pct.	Reb.-Avg.	PF-DQ	AT	BL	ST	Pts.-Avg.
Davis	28	941	217-376	.577	112-178	.629	208-7.4	73-2	36	14	34	546-19.5
Thompson	29	850	175-362	.483	49-69	.710	211-7.2	83-1	28	13	52	399-13.7
Dillard	29	661	153-282	.542	92-119	.773	74-2.5	92-3	64	8	31	398-13.7
Harris	28	724	153-314	.487	33-51	.647	85-3.0	73-3	56	2	40	339-12.1
Anderson	29	905	93-167	.556	49-60	.816	193-6.6	72-1	36	11	26	235-8.1
Brown	28	402	61-98	.622	46-65	.707	111-3.9	49-1	4	14	5	168-6.0
Jackson	29	864	68-193	.352	36-64	.562	79-2.7	58-0	166	1	73	172-5.9
Mann	27	281	49-117	.418	10-41	.243	55-2.1	50-1	4	2	7	108-4.0
Smith	23	113	14-21	.666	4-9	.444	26-1.1	12-0	9	0	2	32-1.4
Cox	2	6	0-5	.000	2-2	1.000	3-3.1	3-0	0	0	0	2-1.0
Kuhl	8	24	0-5	.000	5-11	.454	13-1.6	6-0	0	2	0	5-0.6
Parks	9	23	1-6	.166	3-7	.428	9-1.0	1-0	3	0	4	5-0.6
Bozeman	10	28	2-8	.250	1-4	.250	7-0.7	3-0	0	0	2	5-0.5
Others	—	3	0-3	.000	2-3	.666	5-	1-0	0	0	0	2-
FSU	29	5825	986-1957	.503	444-683	.650	1161-40.0	576-12	408	67	276	2416-83.3
Opponents	29	5825	861-1875	.459	368-532	.691	1045-36.0	621-23	282	75	191	2090-72.0

1978-79

Record: 19-10 Home: 9-1 Away: 7-7 Neutral: 3-2

Player	G	Min.	FGM-FGA	Pct.	FTM-FTA	Pct.	Reb.-Avg.	PF-DQ	AT	BL	ST	Pts.-Avg.
Brown	29	1010	237-343	.691	155-218	.711	242-8.3	92-4	20	25	22	629-21.7
Anderson	24	775	105-179	.587	66-81	.815	175-7.3	70-1	29	10	17	276-11.5
Chatman	29	764	122-270	.452	51-80	.638	127-4.4	69-1	29	13	42	295-10.2
Jackson	29	1039	106-281	.377	43-83	.518	72-2.5	88-4	158	0	58	255-8.8
Bozeman	29	616	94-207	.454	36-55	.655	89-3.1	97-7	19	5	23	224-7.7
Parks	29	736	80-160	.500	48-60	.800	42-1.5	80-3	97	3	32	208-7.2
Mann	29	518	72-161	.447	23-42	.548	96-3.3	71-2	10	2	16	167-5.8
Tookes	25	244	31-68	.456	11-19	.579	67-2.7	40-0	6	3	5	73-2.9
Kuhl	11	62	15-19	.789	2-2	1.000	10-0.9	12-0	3	0	2	32-2.9
Cox	7	21	4-7	.571	7-9	.778	2-0.3	11-1	2	0	2	15-2.1
Collinsworth	6	24	3-7	.429	5-7	.714	8-1.3	2-0	1	0	0	11-1.8
Dillard	2	66	13-26	.500	14-16	.875	8-4.0	5-0	5	0	4	40-20.0
FSU	29	5875	882-1728	.510	461-672	.686	1022-35.2	637-23	379	61	223	2225-76.7
Opponents	29	5875	829-1656	.501	476-674	.706	889-30.7	626-35	316	84	193	2134-73.6

1979-80

Record: 22-9 Home: 10-3 Away: 7-5 Neutral: 5-1

Player	G	Min.	FGM-FGA	Pct.	FTM-FTA	Pct.	Reb.-Avg.	PF-DQ	AT	BL	ST	Pts.-Avg.
Dillard	31	1090	239-458	.521	151-197	.766	130-4.1	93-2	72	13	53	635-20.4
Brown	31	1097	230-356	.646	119-172	.691	238-7.6	85-1	19	16	13	578-18.6
Rolle	31	999	197-322	.611	82-142	.577	245-7.9	98-4	25	42	15	476-15.3
Arnold	23	432	68-167	.407	64-89	.719	31-1.3	50-0	41	2	17	200-8.6
Parks	31	857	93-188	.494	56-77	.727	69-2.2	75-2	83	4	28	243-7.8
Jackson	31	1146	74-173	.427	26-45	.577	76-2.4	87-3	213	8	65	174-5.6
Tookes	31	430	53-112	.473	22-29	.758	118-3.8	44-0	11	3	9	128-4.1
Collinsworth	9	39	3-9	.333	4-4	1.000	8-0.9	10-0	1	2	1	10-1.1
Cox	12	54	3-10	.300	5-11	.454	7-0.5	7-0	4	0	1	11-0.9
Young	4	11	1-3	.333	1-5	.200	1-0.2	2-0	0	0	0	3-0.7
Haynes	5	13	1-4	.250	1-2	.500	1-0.2	3-0	0	0	0	13-0.6
FSU	31	6170	964-1811	.532	529-772	.685	1021-32.9	556-13	471	90	204	2461-79.3
Opponents	31	6170	968-1942	.498	383-559	.685	1018-32.8	669-31	405	99	234	2319-74.8

1980-81

Record: 17-11 Home: 8-2 Away: 5-6 Neutral: 4-3

Player	G	Min.-Avg.	FGM-FGA	Pct.	FTM-FTA	Pct.	Reb.-Avg.	PF-DQ	AT	BL	ST	Pts.-Avg.
Dillard	28	985-35.2	182-372	.489	151-190	.794	98-3.5	100-6	91	11	52	515-18.3
Rolle	28	900-32.1	168-297	.565	111-195	.569	257-9.1	100-3	10	47	15	447-15.9
Bozeman	28	727-26.0	122-235	.519	44-75	.586	108-3.8	94-5	25	3	21	288-10.2
Anderson	27	906-33.6	108-182	.593	59-78	.756	206-7.6	71-4	31	18	32	275-10.1
Parks	28	834-29.8	70-167	.419	49-69	.710	65-2.3	82-4	91	6	30	189-6.7
Arnold	26	438-16.8	53-137	.386	52-67	.776	45-1.7	56-0	23	2	14	158-6.0
Tookes	12	120-10.0	16-50	.320	16-17	.941	25-2.1	9-0	0	1	2	48-4.0
Gillmore	28	510-18.2	33-74	.445	26-48	.541	65-2.3	43-0	7	8	9	92-3.2
Groomes	18	107-5.9	11-27	.407	14-22	.636	35-1.9	23-0	0	0	8	36-2.0
Collinsworth	11	48-4.4	6-13	.461	0-1	.000	11-1.0	15-0	3	1	1	12-1.1
Young	15	106-7.1	3-18	.167	3-4	.750	3-0.2	8-0	5	0	6	9-0.6
Dillard	6	13-2.2	0-3	.000	0-0	.000	0-0.0	1-0	1	1	0	0-0.0
Kuhl	2	3-1.5	0-2	.000	0-0	.000	1-0.5	0-0	0	0	0	0-0.0
Matchett	2	3-1.5	0-1	.000	0-0	.000	0-0.0	1-0	0	0	0	0-0.0
FSU	28	5700	772-1578	.489	525-766	.685	1028-36.7	603-22	287	98	190	2069-73.8
Opponents	28	5700	770-1675	.459	457-654	.698	956-34.1	661-43	323	72	208	1993-71.1



Reggie Royals is ranked 13th in school history with 1,402 points. He played for the Seminoles from 1970-73 and is also ranked 15th in career scoring average leaders with a 16.7 points per game average.

YEAR-BY-YEAR ALL-TIME INDIVIDUAL STATISTICS

1981-82

Record: 11-17 Home: 5-8 Away: 3-7 Neutral: 3-2

Player	G	Min.	FGM-FGA	Pct.	FTM-FTA	Pct.	Reb.-Avg.	PF-DQ	AT	BL	ST	Pts.-Avg.
Wiggins	22	808	223-388	.574	77-102	.754	213-9.7	61-1	40	4	37	523-23.8
William	28	938	167-365	.457	33-40	.825	61-2.2	76-5	111	3	66	367-13.1
Gilmore	28	790	125-236	.529	53-90	.589	138-4.9	95-5	15	20	16	303-10.8
Johnson	28	831	98-210	.466	88-118	.745	132-4.7	92-5	74	6	18	284-10.1
Speights	28	770	98-200	.490	28-58	.482	133-4.7	68-1	12	5	16	224-8.0
Myrick	28	630	71-159	.440	43-70	.614	85-3.0	67-5	43	5	30	185-6.6
Phillip	21	243	25-55	.454	18-28	.642	45-2.1	45-3	2	0	8	68-3.2
Miles	22	269	16-39	.410	8-11	.727	34-1.5	27-0	5	2	2	40-1.8
Watson	26	245	12-41	.285	11-13	.846	16-0.6	18-0	20	0	10	35-1.3
Wilkes	12	45	5-14	.357	4-7	.571	3-0.2	6-0	4	0	6	14-1.2
Coleman	3	4	1-1	1.000	0-0	.000	1-0.3	1-0	0	0	0	2-0.6
Crawford	5	7	0-3	.000	1-2	.500	3-0.6	0-0	0	0	0	1-0.2
FSU	28	5650	850-1740	.488	368-548	.671	967-34.5	570	328	45	210	2068-73.8
Opponents	28	5650	851-1662	.512	418-623	.670	936-33.4	540	407	84	191	2120-75.7



Tony Dawson is ranked sixth among Florida State's career scoring average leaders with a 19.4 points per game average for his 66-game career. His single-season personal record of 627 points during the 1988-89 season is the seventh highest scoring total in school history.

1982-83

Record: 14-14 Home: 8-5 Away: 4-7 Neutral: 2-2

Player	G-GS	Min.	FGM-FGA	Pct.	FTM-FTA	Pct.	Reb.-Avg.	PF-DQ	AST	Pts.-Avg.
Wiggins	24-24	873	216-410	.527	112-147	.762	196-8.2	82-5	39	544-22.7
Martello	22-22	664	122-244	.500	63-82	.768	120-5.4	68-5	35	307-13.9
William	28-27	970	158-340	.465	50-70	.714	48-1.7	62-1	156	366-13.1
Johnson	28-15	746	93-173	.538	53-82	.646	122-4.4	78-2	25	239-8.5
Arnold	27-16	551	72-140	.514	57-74	.770	70-2.6	59-3	25	201-7.4
Myrick	28-7	495	56-119	.471	36-53	.679	76-2.7	56-4	24	148-5.3
Speights	22-6	292	23-69	.333	35-51	.686	55-2.5	33-1	5	81-3.7
Miles	26-7	420	24-60	.400	19-24	.792	61-2.3	56-3	14	67-2.6
Phillip	27-10	296	25-63	.397	18-32	.563	59-2.2	67-2	7	68-2.6
Watson	22-1	176	8-29	.276	11-12	.916	12-0.5	17-0	17	27-1.2
Wilkes	10-0	16	2-7	.286	0-1	.000	4-0.4	7-0	2	4-0.4
FSU	28	5675	826-1716	.481	470-653	.719	958-34.2	602	353	2122-75.8
Opponents	28	5675	845-1665	.507	473-656	.721	954-34.1	597	374	2163-77.3

1983-84

Record: 20-11 Home: 13-3 Away: 5-7 Neutral: 2-1

Player	G-GS	Min.-Avg.	FGM-FGA	Pct.	FTM-FTA	Pct.	Reb.-Avg.	PF-DQ	AT	TO	BL	ST	Pts.-Avg.
Gipson	31-31	1086-35.0	260-497	.523	106-173	.613	208-6.7	74-0	19	47	55	21	626-20.2
Martello	31-31	956-30.8	180-322	.559	67-86	.779	172-5.5	82-2	63	53	6	32	427-13.8
Shaffer	31-31	1025-33.1	132-230	.574	44-61	.721	106-3.4	83-4	146	104	9	70	308-9.9
Allen	30-29	879-29.3	109-211	.517	37-73	.507	148-4.9	99-6	6	35	23	25	255-8.5
William	28-27	996-35.6	103-201	.512	30-44	.682	60-2.1	78-3	215	131	2	62	236-8.4
Arnold	31-1	415-13.4	55-102	.539	85-101	.842	76-2.5	37-0	25	27	2	17	195-6.3
Myrick	30-1	333-11.1	43-91	.473	20-30	.667	69-2.3	44-0	23	30	5	17	106-3.5
Speights	21-0	180-8.6	21-40	.525	11-18	.611	48-2.3	25-0	9	21	0	2	53-2.5
Miles	17-0	125-7.3	12-22	.545	8-18	.444	25-1.5	22-0	4	5	0	1	32-1.9
Farrar	25-4	185-7.4	15-38	.395	10-12	.833	12-0.5	19-1	16	18	0	12	40-1.6
Johnson	12-0	48-4.0	4-12	.333	6-10	.600	7-0.6	4-0	1	5	3	1	14-1.2
Watson	4-0	18-4.5	2-3	.667	1-2	.500	2-0.5	1-0	7	2	0	1	5-1.1
FSU	31	6250	936-1769	.529	426-630	.676	999-32.2	569	534	477	105	261	2298-74.1
Opponents	31	6250	867-1837	.472	395-602	.656	1025-33.1	587	440	487	59	208	2129-68.7

1984-85

Record: 14-16 Home: 9-5 Away: 2-9 Neutral: 3-2

Player	G-GS	Min.-Avg.	FGM-FGA	Pct.	FTM-FTA	Pct.	Reb.-Avg.	PF-DQ	AT	TO	BL	ST	Pts.-Avg.
Gipson	30-30	1040-35.0	236-489	.483	96-150	.640	234-7.8	87-2	32	58	47	21	568-18.9
Allen	28-27	901-32.2	187-352	.531	62-101	.614	190-6.8	83-4	14	43	28	37	436-15.6
Farrar	30-30	1005-33.5	138-271	.509	40-55	.727	86-2.9	92-6	110	78	8	42	316-10.5
Shaffer	28-24	849-30.3	121-267	.453	49-74	.662	96-3.4	88-4	171	84	6	81	292-10.4
Myrick	30-29	976-32.5	116-237	.489	70-101	.693	186-6.2	88-5	75	69	16	46	302-10.1
Fitchett	29-5	661-22.8	74-121	.612	51-74	.689	109-3.8	58-2	24	21	16	19	198-6.8
Speights	19-0	198-10.4	28-52	.538	30-45	.667	68-3.6	20-0	12	24	2	6	86-4.5
Carter	14-0	53-3.8	10-23	.435	4-6	.667	13-0.9	12-0	2	3	1	2	24-1.7
Mabry	23-0	123-5.3	9-25	.360	8-15	.538	6-0.3	21-1	25	23	0	6	26-1.1
Martin	11-0	40-3.6	2-6	.333	3-3	1.000	7-0.6	5-0	0	2	0	0	7-0.6
FSU	30	6025	935-1877	.498	432-646	.669	1101-36.7	564	484	416	124	266	2302-76.7
Opponents	30	6025	860-1854	.464	434-633	.686	1075-35.8	600	374	438	71	186	2154-71.8

YEAR-BY-YEAR ALL-TIME INDIVIDUAL STATISTICS

1985-86

Record: 12-17	Home: 11-4	Away: 0-12	Neutral: 1-1										
Player	G-GS	Min.-Avg.	FGM-FGA	Pct.	FTM-FTA	Pct.	Reb.-Avg.	PF-DQ	AT	TO	BL	ST	Pts.-Avg.
Barber	29-26	933-32.2	204-402	.507	78-102	.765	69-2.4	60-1	146	138	4	52	486-16.8
Allen	27-26	849-31.4	152-330	.461	67-112	.598	163-6.2	88-6	18	47	30	32	371-13.7
Davis	25-24	784-31.4	129-237	.544	42-52	.808	110-4.4	58-1	97	63	3	32	300-12.0
Fitchett	29-29	865-29.8	126-205	.615	43-61	.705	130-4.5	62-1	31	54	24	30	295-10.2
Choice	24-9	571-23.8	88-182	.484	63-79	.797	103-4.5	62-1	7	38	14	8	239-10.0
Shaffer	23-18	603-26.2	68-144	.472	41-58	.707	98-4.3	78-5	85	58	9	30	177-7.7
Hunter	28-9	461-16.5	88-158	.557	14-32	.438	130-4.6	57-1	9	22	6	12	190-6.8
McCloud	27-1	283-10.5	42-87	.483	31-49	.633	49-1.8	35-0	26	44	2	13	115-4.4
Karasek	11-2	117-10.6	11-30	.367	7-10	.700	20-1.9	18-1	5	8	1	2	29-2.6
Mabry	14-0	56-4.1	7-15	.467	16-18	.889	6-0.4	7-0	8	6	0	3	30-2.2
Mateer	23-1	223-9.7	20-43	.465	6-11	.545	46-2.0	34-0	29	31	0	11	46-2.0
Carter	13-0	45-3.5	10-22	.454	4-6	.667	24-1.9	8-0	0	9	3	2	24-1.9
Larsen	4-0	10-2.5	0-3	.000	2-3	.667	2-0.5	1-0	0	1	1	1	2-0.5
FSU	29	5800	945-1858	.509	414-593	.698	980-33.8	568-17	461	519	97	228	2304-79.4
Opponents	29	5800	950-1899	.500	457-632	.723	1088-37.5	559-17	457	508	72	187	2357-81.3

1986-87

Record: 19-11	Home: 14-2	Away: 3-8	Neutral: 2-1												
Player	G-GS	Min.-Avg.	FGM-FGA	Pct.	3PM-3PA	Pct.	FTM-FTA	Pct.	Reb.-Avg.	PF-DQ	AT	TO	BL	ST	Pts.-Avg.
Barber	30-29	1033-34.4	191-400	.478	72-161	.447	122-152	.803	69-2.3	77-2	144	102	4	38	576-19.2
Davis	30-28	957-31.9	150-311	.482	80-175	.457	54-71	.761	123-4.1	65-3	91	66	3	37	434-14.5
Allen	30-29	954-31.9	144-312	.462	0-2	.000	88-127	.693	235-7.8	98-3	28	35	22	22	376-12.6
Fitchett	30-24	835-27.8	135-236	.572	10-25	.400	59-72	.819	158-5.4	68-4	32	45	26	17	339-11.3
Choice	30-19	653-21.8	102-189	.540	0-2	.000	32-49	.653	126-4.2	76-0	6	44	22	16	236-7.9
McCloud	30-4	590-19.7	87-197	.442	14-47	.298	42-68	.618	126-4.2	57-0	43	53	2	4	230-7.7
Karasek	27-10	474-17.6	65-132	.492	0-0	.000	29-50	.580	104-3.9	76-2	7	45	1	5	159-5.9
Hunter	29-4	354-12.2	63-128	.492	0-0	.000	16-37	.432	111-3.8	49-0	4	21	8	10	142-4.9
Mateer	20-0	171-8.6	3-20	.150	2-14	.143	4-9	.444	11-0.6	14-0	25	21	0	8	12-0.6
Carter	7-0	20-2.9	2-10	.200	0-1	.000	2-2	1.000	5-0.7	7-0	0	2	0	1	6-0.9
MacPhee	5-0	9-1.8	0-5	.000	0-1	.000	0-1	.000	1-0.2	2-0	1	2	0	1	0-0.0
FSU	30	6050	942-1940	.486	178-428	.416	448-638	.702	1161-38.7	589-14	381	436	88	159	2510-83.7
Opponents	30	6050	899-2026	.444	118-295	.400	435-632	.688	1153-38.4	598-24	330	426	93	153	2351-78.4

1987-88

Record: 19-11	Home: 13-2	Away: 3-6	Neutral: 3-3												
Player	G-GS	Min.-Avg.	FGM-FGA	Pct.	3PM-3PA	Pct.	FTM-FTA	Pct.	Reb.-Avg.	PF-DQ	AT	TO	BL	ST	Pts.-Avg.
McCloud	30-30	902-30.1	193-403	.479	72-159	.453	88-112	.786	111-3.7	69-3	105	85	6	34	546-18.2
Dawson	30-29	904-30.1	212-393	.539	1-5	.200	111-153	.725	228-7.6	94-4	25	65	8	20	536-17.9
Mayes	30-29	780-26.0	142-299	.475	46-100	.460	66-90	.733	83-2.8	89-4	62	61	2	45	396-13.2
Hunter	30-30	868-28.9	122-207	.589	0-0	.000	37-71	.521	269-9.0	88-3	25	37	19	34	281-9.4
Polite	30-1	505-16.8	69-117	.590	0-0	.000	50-70	.714	115-3.8	47-0	7	27	4	10	188-6.3
Johnson	29-11	484-16.7	60-103	.582	9-23	.391	41-46	.891	48-1.6	29-0	48	24	0	14	170-5.9
Fitchett	30-17	493-16.4	53-115	.461	16-33	.485	23-29	.793	88-2.9	40-0	19	28	20	16	145-4.8
Mitchell	30-0	326-10.9	37-86	.430	0-0	.000	34-60	.567	22-0.7	41-1	37	33	0	16	108-3.6
Boyd	28-0	248-8.9	24-57	.421	9-23	.391	18-26	.692	19-0.7	21-0	40	28	1	10	75-2.7
White	30-0	324-10.8	20-47	.425	0-3	.000	16-44	.364	53-1.8	37-0	28	35	8	13	56-1.9
Barnes	9-0	33-4.0	5-11	.454	1-6	.167	1-3	.333	4-0.4	3-0	3	2	0	1	12-1.3
Fedor	16-0	89-6.2	6-19	.316	0-0	.000	3-11	.273	19-1.2	13-0	2	5	1	1	15-0.9
FSU	30	6025	943-1857	.508	154-352	.437	488-715	.682	1147-38.2	571-15	401	430	69	214	2528-84.3
Opponents	30	6025	865-1861	.465	138-401	.344	422-595	.709	957-31.9	627-19	365	450	94	193	2285-76.2

1988-89

Record: 22-8	Home: 13-2	Away: 8-3	Neutral: 1-3												
Player	G-GS	Min.-Avg.	FGM-FGA	Pct.	3PM-3PA	Pct.	FTM-FTA	Pct.	Reb.-Avg.	PF-DQ	AT	TO	BL	ST	Pts.-Avg.
McCloud	30-28	1067-36	207-462	.448	115-262	.439	154-176	.875	109-3.6	70-1	125	97	6	53	683-22.8
Dawson	30-30	1036-35	243-460	.528	25-83	.301	118-160	.738	206-6.9	96-4	20	79	5	32	629-21.0
Mayes	23-19	645-28	126-229	.550	24-76	.316	29-39	.744	53-2.3	59-2	62	47	2	35	305-13.3
Thomas	30-23	774-26	110-213	.516	0-1	.000	76-104	.731	192-6.4	92-3	22	49	18	23	296-9.9
Hunter	30-30	835-28	122-214	.570	0-1	.000	28-45	.622	249-8.3	76-0	28	25	20	38	272-9.1
Mitchell	28-15	679-24	84-166	.506	1-2	.500	78-120	.650	72-2.6	66-3	82	51	4	34	247-8.8
Boyd	25-4	397-16	41-95	.432	8-25	.320	37-50	.740	55-2.2	39-0	29	23	4	19	127-5.1
Polite	6-0	76-13	10-20	.500	0-0	.000	6-17	.353	23-3.8	5-0	2	3	1	1	26-4.3
Wells	9-0	27-3	9-14	.643	0-1	.000	2-3	.667	14-1.6	6-0	1	1	0	0	20-2.2
Johnson	27-0	158-6	13-38	.342	6-19	.316	16-19	.842	17-0.6	10-0	10	11	2	3	48-1.8
White	28-0	217-8	18-25	.720	1-1	1.000	9-26	.346	41-1.5	29-0	20	17	8	11	46-1.6
Hands	22-1	110-5	12-34	.353	1-3	.333	5-7	.714	9-0.4	7-0	8	12	0	2	30-1.4
Barnes	9-0	18-2	4-8	.500	0-0	.000	2-4	.500	4-0.4	0-0	1	3	0	0	10-1.1
Miles	6-0	11-2	0-2	.000	0-0	.000	0-0	.000	1-0.2	2-0	1	1	1	0	0-0.0
FSU	30	6050	999-1980	.505	181-474	.382	560-770	.727	1116-37.2	557-13	411	419	71	251	2739-91.3
Opponents	30	6050	957-1989	.481	141-385	.366	367-541	.678	1096-36.5	672-22	408	502	72	188	2422-80.7

YEAR-BY-YEAR ALL-TIME INDIVIDUAL STATISTICS

1989-90

Record: 16-15		Home: 9-4		Away: 6-6		Neutral: 1-5									
Player	G-GS	Min.-Avg.	FGM-FGA	Pct.	3PM-3PA	Pct.	FTM-FTA	Pct.	Reb.-Avg.	PF-DQ	AT	TO	BL	ST	Pts.-Avg.
Mayes	24-23	874-36	198-414	.478	58-161	.360	105-126	.833	81-3.4	76-4	93	94	2	52	559-23.3
Thomas	31-30	1073-35	207-430	.481	0-4	.000	105-151	.695	236-7.6	109-4	30	82	31	39	519-16.7
Polite	31-31	967-31	156-268	.582	4-11	.364	117-173	.676	262-8.5	81-3	29	75	4	40	433-14.0
Graham	31-20	775-25	126-269	.468	11-30	.367	51-69	.739	110-3.5	69-2	37	61	8	26	314-10.1
Boyd	31-24	882-28	71-199	.357	21-66	.318	35-53	.660	121-3.9	71-0	73	71	7	34	198-6.4
Copeland	28-6	486-17	22-73	.301	12-33	.364	47-62	.758	34-1.2	34-0	48	35	0	29	103-3.7
Dobard	29-0	349-12	38-68	.559	0-0	.000	12-23	.522	82-2.8	37-1	6	21	36	2	88-3.0
Miller	18-0	109-6	17-32	.531	8-15	.533	6-11	.545	9-0.5	5-0	8	4	0	6	48-2.7
Hands	31-4	307-10	23-66	.348	1-10	.100	12-17	.706	30-1.0	22-0	20	32	0	13	59-1.9
Wells	13-0	57-4	7-15	.467	0-2	.000	2-4	.500	4-0.3	4-0	0	4	0	1	16-1.2
White	26-16	397-15	14-36	.389	0-3	.000	3-9	.333	66-2.5	48-0	41	30	8	12	31-1.2
Miles	4-0	7-2	1-2	.500	1-1	1.000	0-1	.000	4-1.0	1-0	0	1	0	0	3-0.8
Barnes	8-1	42-5	2-14	.143	1-7	.143	0-1	.000	1-0.1	2-0	4	3	0	2	5-0.6
FSU	31	6325	882-1886	.468	117-343	.341	495-700	.707	1123-36.2	559-14	389	513	96	256	2376-76.6
Opponents	31	6325	909-1903	.478	122-363	.336	401-570	.704	1048-33.8	620-25	486	481	100	206	2341-75.5

1990-91

Record: 21-11		Home: 12-2		Away: 4-8		Neutral: 5-1										
Player	G-GS	Min.-Avg.	FGM-FGA	Pct.	3PM-3PA	Pct.	FTM-FTA	Pct.	Off.-Def.	Tot.-Avg.	PF-DQ	AT	TO	BL	ST	Pts.-Avg.
Edwards	32-32	1046-33	200-385	.519	12-36	.333	112-158	.709	94-133	227-7.1	97-0	61	83	36	32	524-16.4
Polite	32-31	930-29	144-305	.472	7-21	.333	124-190	.653	114-159	273-8.5	67-2	31	75	2	35	419-13.1
Boyd	32-31	855-28	129-330	.391	55-178	.309	66-93	.710	26-67	93-2.9	90-2	69	68	4	36	379-11.8
Graham	32-6	685-21	131-306	.428	36-104	.346	52-73	.712	41-45	86-2.7	73-1	30	43	7	25	350-10.9
Dobard	29-27	709-24	110-193	.570	0-0	.000	27-50	.540	64-86	150-5.2	80-5	26	49	47	24	247-8.5
Ward	30-21	715-24	81-178	.455	15-48	.313	62-87	.713	23-66	89-3.0	53-1	103	60	8	71	239-8.0
Hands	13-0	70-5	14-31	.452	2-6	.333	7-13	.538	7-6	13-1.0	4-0	6	9	1	3	37-2.8
Myers	32-8	462-14	23-51	.451	3-10	.300	36-44	.818	15-29	44-1.4	33-1	58	39	1	20	85-2.7
White	29-0	286-10	31-64	.484	8-19	.421	4-20	.200	18-35	53-1.8	27-0	28	25	7	9	74-2.6
Copeland	13-1	94-7	7-22	.318	3-12	.250	14-19	.737	1-6	7-0.5	13-0	9	12	0	7	31-2.4
Salters	25-0	159-6	23-49	.469	0-1	.000	11-19	.579	17-22	39-1.6	24-1	8	10	5	6	57-2.3
Reid	32-2	302-9	22-64	.344	0-1	.000	17-28	.607	26-62	88-2.8	56-0	5	16	34	5	61-1.9
Nichols	6-0	26-4	3-7	.429	1-2	.500	4-9	.444	1-6	7-1.2	2-0	1	0	0	0	11-1.8
Miller	14-1	56-4	6-16	.375	5-9	.556	6-6	1.000	6-3	9-0.6	3-0	5	3	0	2	23-1.6
FSU	32	6424	924-2001	.462	147-446	.330	542-809	.670	453-725	1261-39.4	622	440	492	152	275	2537-79.3
Opponents	32	6425	883-1995	.443	171-476	.359	492-703	.700	413-642	1161-36.3	652	441	503	93	231	2429-75.9

1991-92

Record: 22-10		Home: 10-3		Away: 7-3		Neutral: 5-4										
Player	G-GS	Min.-Avg.	FGM-FGA	Pct.	3PM-3PA	Pct.	FTM-FTA	Pct.	Off.-Def.	Tot.-Avg.	PF-DQ	AT	TO	BL	ST	Pts.-Avg.
Cassell	31-31	1046-34	206-454	.454	58-164	.354	100-142	.704	40-101	141-4.5	108-5	119	92	8	56	570-18.4
Edwards	30-30	1076-36	197-385	.512	12-53	.226	106-142	.747	106-165	271-9.0	95-2	80	90	41	48	512-17.1
Graham	30-24	765-26	143-324	.441	36-108	.333	69-85	.812	42-63	105-3.5	75-1	19	46	1	28	391-13.0
Sura	31-12	872-28	124-269	.461	38-98	.388	94-150	.627	39-68	107-3.5	67-0	76	72	5	41	380-12.3
Dobard	29-26	841-29	138-221	.624	0-2	.000	43-72	.597	82-113	195-6.7	73-2	35	57	46	24	319-11.0
Ward	28-22	841-30	72-145	.497	22-48	.458	35-66	.530	19-71	90-3.2	67-2	122	74	6	75	201-7.2
Reid	30-9	494-16	38-85	.447	0-0	.000	20-46	.435	43-81	124-4.1	84-4	8	33	32	9	96-3.2
Wells	19-1	146-8	20-36	.556	2-8	.250	11-18	.611	11-23	34-1.8	6-0	2	7	6	3	53-2.8
Miller	11-0	48-4	6-17	.353	2-8	.250	3-5	.600	2-4	6-0.5	3-0	1	2	0	3	17-1.5
Donald	21-0	133-6	10-28	.357	0-2	.000	5-6	.833	9-9	18-0.9	17-0	7	8	0	3	25-1.2
Gruhl	6-0	10-2	0-5	.000	0-0	.000	1-2	.500	3-1	4-0.7	0-0	0	1	0	0	1-0.2
Porter	2-0	2-2	0-1	.000	0-0	.000	0-0	.000	0-0	0-0.0	0-0	0	0	0	0	0-0.0
FSU	32	6275	954-1970	.484	170-491	.346	487-734	.664	396-699	1194-38.5	595	469	482	145	290	2565-82.7
Opponents	32	6275	859-1927	.446	213-558	.382	469-677	.693	371-649	1145-36.9	590	447	518	99	223	2400-77.4

1992-93

Record: 25-10		Home: 13-2		Away: 7-4		Neutral: 5-4										
Player	G-GS	Min.-Avg.	FGM-FGA	Pct.	3PM-3PA	Pct.	FTM-FTA	Pct.	Off.-Def.	Tot.-Avg.	PF-DQ	AT	TO	BL	ST	Pts.-Avg.
Sura	34-34	1213-35.7	241-533	.452	73-220	.332	120-188	.638	81-128	209-6.1	87-2	92	129	7	54	675-19.9
Edwards	31-31	1085-35.0	224-424	.528	6-25	.240	114-158	.722	130-160	290-9.4	102-5	91	84	44	43	568-18.3
Cassell	35-35	1298-37.1	234-466	.502	50-131	.382	123-162	.759	47-105	152-4.3	110-7	170	98	10	97	641-18.3
Dobard	35-35	1105-31.6	170-297	.572	0-1	.000	64-98	.653	76-138	214-6.1	101-3	47	72	111	37	404-11.5
Ward	17-14	557-32.8	49-106	.462	16-50	.320	18-27	.667	9-36	45-2.6	32-0	93	36	5	48	132-7.8
Carroll	30-4	459-15.3	57-143	.399	26-79	.329	23-33	.697	25-52	77-2.6	70-1	22	45	21	12	157-4.6
Wells	34-10	548-16.1	66-131	.504	7-28	.250	18-34	.529	42-81	123-3.6	38-0	4	18	3	1	114-3.5
Robinson	33-1	307-9.3	47-82	.573	0-0	.000	20-35	.571	27-38	65-2.0	18-1	2	4	2	2	17-3.4
Reid	5-5	101-20.2	7-14	.500	0-0	.000	3-6	.500	10-11	21-4.2	22-0	20	22	1	15	96-3.3
Hands	29-6	304-10.5	37-81	.457	8-23	.348	14-29	.483	7-19	26-0.9	2-0	0	1	0	0	9-1.8
FSU	35	7125	1145-2315	.495	187-564	.332	543-807	.673	460-784	1376-39.3	606	584	554	210	322	3020-86.3
Opponents	35	7125	1170-2392	.450	220-587	.375	414-631	.656	551-790	1341-38.3	669	563	581	102	257	2788-79.7

YEAR-BY-YEAR ALL-TIME INDIVIDUAL STATISTICS

1993-94

Record: 13-14 Player	Home: 10-4			Away: 2-9			Neutral: 1-1			Pct.	FTM-FTA	Pct.	Off.-Def.	Tot.-Avg.	PF-DQ	AT	TO	BL	ST	Pts.-Avg.
	G-GS	Min.-Avg.	FGM-FGA	Pct.	3PM-3PA	Pct.														
Sura	27-26	932-34.5	202-431	.469	52-164	.317	117-179	.654	79-134	213-7.9	67-2	121	112	19	65	573-21.2				
Graham	24-17	658-27.4	103-247	.417	32-89	.360	44-58	.759	34-50	84-3.5	54-2	28	45	1	20	282-11.8				
Carroll	4-4	92-23.0	18-38	.474	9-22	.409	0-3	.000	1-11	12-3.0	3-0	4	5	1	7	45-11.3				
Collins	27-16	729-27.0	110-270	.407	39-120	.325	39-57	.684	46-58	104-3.9	58-1	62	62	7	37	298-11.0				
Ward	16-16	574-35.9	61-167	.365	21-83	.253	25-40	.625	23-39	62-3.9	36-2	78	42	2	44	168-10.5				
Robinson	26-22	678-26.1	79-156	.506	0-0	.000	35-63	.556	49-106	155-6.0	57-2	11	46	5	9	193-7.4				
Reid	27-19	643-23.8	73-156	.468	0-2	.000	41-73	.562	82-85	167-6.2	101-10	13	37	54	13	187-6.9				
Luchman	27-8	495-18.3	59-114	.518	0-0	.000	38-53	.717	42-67	109-4.0	79-4	14	35	12	12	156-5.8				
Cooper	7-1	90-12.9	12-30	.400	1-6	.167	4-9	.444	5-6	11-1.6	12-0	8	9	1	6	29-4.1				
Shepherd	24-2	199-8.3	21-56	.375	11-29	.379	18-21	.857	6-19	25-1.0	17-0	19	17	1	10	71-3.0				
Kerner	18-2	178-9.9	16-29	.552	0-0	.000	13-21	.619	6-24	30-1.7	19-0	6	9	5	2	45-2.5				
Bryant	9-1	82-9.1	2-8	.250	1-3	.333	15-17	.882	1-2	3-0.3	7-0	7	8	0	5	20-2.2				
Nasworthy	2-0	4-2.0	2-2	1.000	0-0	.000	0-0	.000	1-0	1-0.5	0-0	0	1	0	0	4-2.0				
Grabuloff	8-0	42-5.3	2-8	.250	0-2	.000	3-4	.750	3-5	8-1.0	4-0	6	3	2	1	7-0.9				
Azama	2-0	7-3.5	0-1	.000	0-0	.000	0-0	.000	0-0	0-0.0	0-0	0	0	0	0	0-0.0				
FSU	27	5403	765-1713	.444	166-520	.319	392-598	.656	378-606	1076-39.9	514	377	431	110	231	2078-77.0				
Opponents	27	5403	766-1643	.435	169-468	.361	423-637	.664	382-632	1014-37.6	501	433	442	111	203	2020-74.8				

1994-95

Record: 12-15 Player	Home: 10-5			Away: 2-8			Neutral: 0-2			Pct.	FTM-FTA	Pct.	Off.-Def.	Tot.-Avg.	PF-DQ	AT	TO	BL	ST	Pts.-Avg.
	G-GS	Min.-Avg.	FGM-FGA	Pct.	3PM-3PA	Pct.														
Sura	27-26	981-36.3	164-393	.417	51-158	.323	123-179	.687	55-130	185-6.9	76-3	146	92	5	49	502-18.6				
Collins	27-27	902-33.4	181-354	.511	72-164	.439	53-76	.697	59-57	116-4.3	73-3	48	74	7	37	487-18.0				
Louis	27-27	825-30.6	120-267	.449	1-4	.250	54-76	.711	100-110	210-7.8	79-4	18	60	74	14	295-10.9				
Carroll	26-3	518-19.9	72-172	.419	42-112	.375	17-21	.810	18-52	70-2.7	38-0	20	43	1	5	203-7.8				
Greer	26-24	676-26.0	55-136	.404	24-66	.364	12-16	.750	13-63	76-2.9	30-0	78	45	2	34	146-5.6				
Reid	27-12	425-15.7	46-85	.541	0-0	.000	19-31	.613	44-63	107-4.0	75-5	6	45	39	6	111-4.1				
Curry	24-0	362-15.1	28-90	.311	14-49	.286	16-29	.552	32-36	68-2.8	37-0	27	25	5	12	86-3.6				
Luchman	25-8	362-14.5	35-81	.432	0-0	.000	18-36	.500	33-46	79-3.2	57-1	12	17	15	17	88-3.5				
Sheperd	15-3	165-11.0	18-44	.409	7-24	.292	8-10	.800	8-13	21-1.4	18-0	20	14	0	5	51-3.4				
Wooden	23-5	205-8.9	25-47	.532	0-4	.000	6-10	.600	15-27	42-1.8	31-0	10	17	19	6	56-2.4				
Brower	2-0	27-13.5	1-6	.167	0-5	.000	0-0	.000	0-3	3-1.5	1-0	1	5	0	1	2-1.0				
Mulligan	4-0	7-1.8	0-4	.000	0-2	.000	0-2	.000	0-0	0-0.0	0-0	0	1	0	0	0-0.0				
FSU	27	5455	745-1679	.444	211-588	.359	326-486	.671	377-600	1036-38.4	515	386	440	167	186	2027-75.1				
Opponents	27	5455	714-1630	.438	166-438	.379	419-588	.713	376-589	965-35.7	468	355	379	68	202	2013-74.6				

1995-96

Record: 13-14 Player	Home: 9-6			Away: 2-7			Neutral: 2-1			Pct.	FTM-FTA	Pct.	Off.-Def.	Tot.-Avg.	PF-DQ	AT	TO	BL	ST	Pts.-Avg.
	G-GS	Min.-Avg.	FGM-FGA	Pct.	3PM-3PA	Pct.														
Collins	27-27	966-35.8	172-412	.417	69-199	.347	81-120	.675	47-74	121-4.5	75-1	86	68	9	62	494-18.3				
Jackson	24-15	630-26.3	90-180	.500	4-14	.286	43-68	.632	53-73	126-5.3	50-0	13	35	30	14	227-9.5				
Greer	27-25	815-30.2	91-203	.448	18-62	.290	53-83	.639	18-75	93-3.4	30-0	131	65	3	31	253-9.4				
Louis	23-17	637-27.7	84-198	.424	0-0	.000	47-75	.627	64-86	150-6.5	57-4	12	38	43	16	215-9.3				
Luchman	27-21	638-23.6	97-155	.626	0-0	.000	55-80	.688	75-97	172-6.4	102-10	21	42	26	35	249-9.2				
Brower	26-9	394-15.2	61-140	.436	27-71	.380	24-34	.706	15-29	44-1.7	33-1	31	28	0	15	173-6.7				
Curry	27-18	595-22.0	56-162	.346	24-71	.338	38-58	.655	40-50	90-3.3	59-4	35	27	4	32	174-6.4				
Shepherd	26-1	370-14.2	41-117	.350	27-75	.360	41-58	.707	20-24	44-1.7	29-0	49	28	0	19	150-5.8				
McClendon	9-0	112-12.4	9-28	.321	2-6	.333	7-15	.467	6-13	19-2.1	6-0	3	5	0	5	27-3.0				
Sparks	20-1	163-8.2	19-40	.475	3-7	.429	11-19	.579	11-26	37-1.9	37-1	7	18	3	3	52-2.6				
Wooden	13-1	86-6.6	7-11	.636	1-1	1.000	3-8	.375	9-13	22-1.7	22-1	7	7	4	4	18-1.4				
Mulligan	3-0	5-1.7	0-4	.000	0-0	.000	1-2	.500	1-0	1-0.3	0-0	1	0	0	0	1-0.3				
Nasworthy	1-0	0-0.0	0-0	.000	0-0	.000	0-0	.000	0-0	0-0.0	0-0	0	0	0	0	0-0.0				
FSU	27	5411	727-1650	.441	175-506	.346	404-620	.652	359-560	1002-32.2	508	396	361	122	236	2033-75.3				
Opponents	27	5411	687-1554	.442	190-529	.359	409-604	.677	365-631	996-35.7	549	361	426	82	195	1973-73.1				

1996-97

Record: 20-12 Player	Home: 13-3			Away: 5-7			Neutral: 2-2			Pct.	FTM-FTA	Pct.	Off.-Def.	Tot.-Avg.	PF-DQ	AST	TO	BL	ST	Pts.-Avg.
	G-GS	Min.-Avg.	FGM-FGA	Pct.	3PM-3PA	Pct.														
Collins	31-31	1081-34.9	182-397	.458	75-203	.369	75-112	.670	51-107	158-5.1	85-0	87	65	14	55	514-16.6				
Jackson	31-26	879-28.4	135-303	.446	7-18	.389	65-109	.596	80-114	194-6.3	79-1	18	52	46	23	342-11.0				
Louis	25-14	677-27.1	109-219	.498	0-0	.000	57-88	.648	66-104	170-6.8	71-2	9	42	30	18	275-11.0				
Thompson	32-29	960-30.0	103-257	.401	31-88	.352	43-67	.642	27-81	108-3.4	86-4	184	98	10	71	280-8.8				
Greer	32-20	870-27.2	91-213	.427	38-105	.362	49-80	.613	41-83	124-3.9	52-2	71	42	9	39	269-8.4				
Luchman	32-25	729-22.8	97-188	.516	0-0	.000	65-89	.730	77-115	192-6.0	99-5	15	24	19	27	259-8.1				
Brower	29-3	445-15.3	65-144	.451	28-84	.333	24-36	.667	10-26	36-1.2	42-0	27	35	1	13	182-6.3				
Hale	32-10	417-13.9	47-110	.427	9-38	.237	27-40	.675	26-43	69-2.3	35-0	14	25	10	9	130-4.3				
Deas	31-3	329-10.6	28-76	.368	6-20	.300	15-27	.556	7-36	43-1.4	38-1	66	48	1	24	77-2.5				
Sparks	5-0	33-6.0	6-11	.545	0-1	.000	0-2	.000	1-4	5-1.0	7-0	1	4	0	1	12-2.4				
Mulligan	9-0	27-3.0	3-9	.333	1-1	1.000	1-6	.167	0-3	3-0.3	7-0	0	4	2	0	8-0.9				
Polley	1-0	3-3.0	0-1	.000	0-0	.000	0-0	.000	0-0	0-0.0	0-0	0	0	0	0	0-0.0				
FSU	32	6450	866-1928	.449	195-558	.349	421-656	.642	386-716	1206-37.7	601	492	439	142	280	2348-73.4				
Opponents	32	6450	758-1896	.400	172-538	.320	448-687	.652	475-715	1190-37.2	567	360	485	118	200	2136-66.8				

YEAR-BY-YEAR ALL-TIME INDIVIDUAL STATISTICS

1997-98

Record: 18-14		Home: 9-5		Away: 6-6		Neutral: 3-3										
Player	G-GS	Min.-Avg.	FGM-FGA	Pct.	3PM-3PA	Pct.	FTM-FTA	Pct.	Off.-Def.	Tot.-Avg.	PF-DQ	AT	TO	BL	ST	Pts.-Avg.
Jackson	31-28	867-28.0	153-314	.487	3-19	.158	85-118	.720	61-111	172-5.5	79-5	34	80	37	26	394-12.7
Baker	31-28	873-28.2	120-240	.500	33-98	.337	99-124	.798	45-88	133-4.3	108-3	64	78	7	59	372-12.0
Greer	32-32	988-30.9	127-321	.396	43-147	.293	57-76	.750	52-93	145-4.5	61-1	81	64	6	32	354-11.1
Louis	32-31	882-27.6	134-241	.556	0-0	.000	74-132	.561	70-155	225-7.0	80-3	28	40	50	18	342-10.7
Thompson	32-32	1072-33.5	104-283	.367	19-80	.238	55-76	.724	15-110	125-3.9	91-2	172	124	9	60	282-8.8
Hale	32-4	569-17.8	70-147	.476	20-61	.328	27-44	.614	46-81	127-4.0	75-1	35	40	16	15	187-5.8
Shabazz	32-4	517-16.2	61-110	.555	0-0	.000	42-90	.467	57-63	120-3.8	55-0	9	43	37	13	164-5.1
Brower	6-0	50-8.3	7-15	.467	3-8	.375	3-4	.750	0-6	6-1.0	2-0	2	3	0	0	20-3.3
Mulligan	16-1	107-6.7	13-25	.520	0-0	.000	11-17	.647	11-4	15-0.9	10-0	4	11	0	0	37-2.3
Deas	21-0	158-7.5	15-40	.375	4-13	.308	9-12	.750	1-17	18-0.9	21-0	22	31	1	12	43-2.0
Simmons	24-0	177-7.4	17-47	.362	0-3	.000	11-19	.579	17-14	31-1.3	31-0	2	10	2	1	45-1.9
Thompson	17-0	82-4.8	8-27	.296	1-1	1.000	7-12	.583	5-10	15-0.9	12-0	1	5	0	1	24-1.1
Chlebek	17-0	66-3.9	5-15	.333	3-8	.375	6-7	.857	1-6	7-0.4	4-0	6	9	0	0	19-0.5
Sheffield	3-0	5-1.7	1-2	.500	0-0	.000	0-0	.000	0-0	0-0.0	0-0	0	0	0	0	2-0.7
Pierre	5-0	6-1.2	1-1	1.000	0-0	.000	0-0	.000	0-3	3-0.6	2-0	1	1	0	0	2-0.4
Thomas	2-0	6-3.0	0-2	.000	0-0	.000	0-0	.000	0-1	1-0.5	0-0	0	0	0	0	0-0.0
FSU	32	6425	836-1830	.457	129-438	.295	486-731	.665	381-762	1240-38.8	631	461	543	165	237	2287-71.5
Opponents	32	6425	766-1881	.401	179-569	.315	507-731	.694	406-674	1080-33.8	632	373	464	115	296	2218-69.3

1998-99

Record: 13-17		Home: 7-7		Away: 3-8		Neutral: 3-2										
Player	G-GS	Min.-Avg.	FGM-FGA	Pct.	3PM-3PA	Pct.	FTM-FTA	Pct.	Off.-Def.	Tot.-Avg.	PF-DQ	AT	TO	BL	ST	Pts.-Avg.
Hale	30-30	914-30.5	167-351	.476	39-119	.328	108-135	.800	59-109	168-5.6	92-6	41	57	27	34	481-16.0
Baker	30-27	953-31.8	151-345	.438	43-139	.309	90-122	.738	44-88	132-4.4	95-9	84	82	6	80	435-14.5
Anderson	23-10	678-29.5	115-190	.605	2-10	.200	41-61	.672	47-70	117-5.1	63-3	22	29	8	32	273-11.9
Crawford	30-4	854-28.5	108-288	.375	64-161	.398	38-66	.576	18-65	83-2.8	58-1	85	66	3	16	318-10.6
Shabazz	5-5	155-31.0	14-36	.389	0-0	.000	18-38	.474	16-24	40-8.0	15-0	1	14	15	2	46-9.2
Arrington	30-29	920-30.7	87-206	.422	16-61	.262	52-74	.703	10-75	85-2.8	67-2	181	129	2	64	242-8.1
Simmons	30-20	739-24.6	71-150	.473	1-1	1.000	33-69	.478	56-63	119-4.0	82-5	13	29	10	15	176-5.9
Thompson	25-0	147-5.9	16-40	.400	0-3	.000	9-16	.563	13-16	29-1.2	21-0	1	6	1	5	41-1.6
Mathis	20-0	69-3.5	9-30	.300	8-18	.444	5-9	.556	3-7	10-0.5	16-0	4	4	0	0	31-1.6
Mott	30-23	499-16.6	15-45	.333	0-0	.000	11-21	.524	39-43	82-2.7	76-3	6	27	11	14	41-1.4
Dixon	21-0	95-4.5	9-21	.429	2-6	.333	1-3	.333	11-12	23-1.1	5-0	1	10	3	1	21-1.0
Daniels	3-0	7-2.3	0-3	.000	0-0	.000	2-2	1.000	1-1	2-0.7	1-0	0	0	0	0	2-0.7
Chlebek	17-0	45-2.6	3-10	.300	3-5	.600	0-3	.000	1-1	2-0.1	5-0	8	6	0	1	9-0.5
Morris	4-0	8-2.0	0-4	.000	0-1	.000	2-2	1.000	0-0	0-0.0	0-0	0	0	0	0	2-0.5
Hull	3-0	3-1.0	0-2	.000	0-1	.000	0-0	.000	0-0	0-0.0	0-0	0	0	0	0	0-0.0
Pierre	6-1	12-2.0	0-0	.000	0-0	.000	0-0	.000	0-1	1-0.2	2-0	0	3	0	0	0-0.0
Skwara	2-0	2-1.0	0-0	.000	0-0	.000	0-0	.000	0-0	0-0.0	1-0	0	0	0	0	0-0.0
FSU	30	6100	765-1721	.445	178-525	.339	410-621	.660	318-575	967-32.2	599-29	447	472	86	264	2118-70.6
Opponents	30	6100	766-1663	.461	199-554	.359	469-705	.665	393-678	1071-35.7	566-31	429	523	121	241	2200-73.3

1999-00

Record: 12-17		Home: 8-6		Away: 3-9		Neutral: 1-2										
Player	G-GS	Min.-Avg.	FGM-FGA	Pct.	3PM-3PA	Pct.	FTM-FTA	Pct.	Off.-Def.	Tot.-Avg.	PF-DQ	AT	TO	BL	ST	Pts.-Avg.
Hale	28-25	864-30.9	139-348	.399	43-121	.355	117-155	.755	38-96	134-4.8	58-1	33	68	24	22	438-15.6
Anderson	27-21	821-30.4	152-299	.508	52-121	.430	54-81	.667	57-62	119-4.4	47-0	35	43	15	31	410-15.2
Arrington	29-29	938-32.3	95-258	.368	29-76	.382	39-55	.709	11-112	123-4.2	47-1	182	123	3	44	258-8.9
Simmons	28-27	685-24.5	83-176	.472	8-22	.364	36-49	.735	53-84	137-4.9	60-0	16	33	16	20	210-7.5
Crawford	15-5	284-18.9	29-91	.319	13-48	.271	8-13	.615	3-18	21-1.4	17-0	13	25	1	3	79-5.3
Dixon	29-9	534-18.4	40-99	.404	12-34	.353	45-59	.763	41-55	96-3.3	51-1	27	30	2	12	137-4.7
Mathis	22-0	131-6.0	21-59	.356	9-36	.250	16-20	.800	8-13	21-0.9	17-0	7	15	1	3	67-3.0
Tucker	29-0	310-10.7	23-62	.371	0-0	.000	16-37	.432	18-37	55-1.9	41-0	2	24	5	7	62-2.1
Anderson	29-17	504-17.4	22-58	.379	0-0	.000	18-27	.667	31-68	99-3.4	29-1	7	11	43	2	62-2.1
Mott	29-12	383-13.2	17-44	.386	0-0	.000	22-38	.579	37-51	88-3.0	62-1	8	21	7	6	56-1.9
Dixon	28-0	178-6.4	20-47	.426	0-0	.000	10-24	.417	19-41	60-2.1	39-0	0	21	3	1	50-1.8
Chlebek	26-0	163-6.3	14-48	.292	9-32	.281	5-6	.833	3-17	20-0.8	15-0	21	28	0	2	42-1.6
Hull	2-0	3-1.5	1-2	.500	0-0	.000	0-0	.000	0-0	0-0.0	0-0	0	0	0	0	2-1.0
Osborne	3-0	2-0.7	0-0	.000	0-0	.000	1-2	.500	0-1	1-3	0-0	1	0	0	0	1-3
FSU	29	5800	656-1591	.412	175-490	.357	387-566	.684	319-655	1075-37.1	483	352	499	120	153	1874-64.6
Opponents	29	5800	750-1758	.427	194-535	.363	342-536	.638	395-648	1043-36.0	509	404	341	128	238	2036-70.2

YEAR-BY-YEAR ALL-TIME INDIVIDUAL STATISTICS

2000-01

Record:	Home:	Away:	Neutral:													
9-21	5-11	3-7	1-3													
Player	G-GS	Min.-Avg.	FGM-FGA	Pct.	3PM-3PA	Pct.	FTM-FTA	Pct.	Off.-Def.	Tot.-Avg.	PF-DQ	AT	TO	BL	ST	Pts.-Avg.
Arrington	30-30	981-32.7	117-270	.433	33-102	.324	77-106	.726	18-105	123-4.1	51-1	143	115	0	56	344-11.5
Cummings	29-1	672-23.2	101-223	.453	3-14	.214	106-144	.736	36-61	97-3.3	55-1	51	49	5	22	311-10.7
Crawford	30-29	781-26.0	107-279	.384	58-166	.349	39-56	.696	20-51	71-2.4	58-1	44	49	1	17	311-10.4
Joiner	30-30	900-30.0	109-254	.429	14-48	.292	47-63	.746	63-116	179-6.0	75-2	43	44	26	32	279-9.3
Dixon	30-30	852-28.4	91-198	.460	28-78	.359	50-75	.667	61-112	173-5.8	92-3	43	51	11	22	260-8.7
Mathews	28-9	600-21.4	81-174	.466	0-0	.000	42-67	.627	29-58	87-3.1	95-7	4	21	44	12	204-7.3
Dixon	29-21	426-14.7	76-157	.484	0-0	.000	43-94	.457	67-77	144-5.0	83-2	2	50	0	7	195-6.7
Wilson	30-0	390-13.0	39-116	.336	10-46	.217	42-52	.808	22-30	52-1.7	33-0	15	25	1	9	130-4.3
Anderson	30-0	266-8.9	14-37	.378	0-0	.000	4-11	.364	16-21	37-1.2	34-1	2	11	12	2	32-1.1
Haywood	9-0	43-4.8	2-5	.400	0-0	.000	1-2	.500	0-5	5-0.6	4-0	5	4	2	2	5-0.6
Lowery	2-0	208-7.7	5-23	.217	2-9	.222	2-3	.667	6-15	21-0.8	18-0	37	22	0	4	14-0.5
Murray	5-0	5-1.0	0-1	.000	0-0	.000	0-2	.000	1-1	2-0.4	1-0	0	1	1	0	0-0.0
Moran	2-0	1-0.5	0-2	.000	0-1	.000	0-0	.000	0-0	0-0.0	0-0	0	0	0	1	0-0.0
Team									57-49	106-3.5	1					6
FSU	30	6125	742-1739	.427	148-464	.319	453-675	.671	396-701	1097-36.6	600-18	389	448	103	186	2085-69.5
Opponents	30	6125	795-1756	.453	219-555	.395	479-688	.696	364-697	1061-35.4	580	428	389	131	226	2288-76.3

2001-02

Record:	Home:	Away:	Neutral:													
12-17	10-6	1-10	1-1													
Player	G-GS	Min.-Avg.	FGM-FGA	Pct.	3PM-3PA	Pct.	FTM-FTA	Pct.	Off.-Def.	Tot.-Avg.	PF-DQ	AT	TO	BL	ST	Pts.-Avg.
Cummings	28-28	832-29.7	159-301	.528	13-36	.361	103-135	.763	46-60	106-3.8	63-0	48	51	6	27	434-15.5
Arrington	29-29	973-33.6	114-280	.407	42-114	.368	59-80	.738	24-88	112-3.9	52-3	182	110	1	61	329-11.3
Dixon	29-29	767-26.4	95-215	.442	41-125	.328	29-42	.690	46-77	123-3.2	69-1	24	38	3	26	260-9.0
Dixon	28-22	492-17.6	89-180	.494	0-0	.000	50-101	.495	94-86	180-6.4	73-2	5	65	4	8	228-8.1
Joiner	28-23	728-12.6	81-203	.399	31-77	.403	24-35	.686	57-74	131-4.7	58-1	39	56	5	25	217-7.8
Richardson	28-0	494-11.5	70-211	.332	24-81	.296	38-59	.644	30-71	101-3.6	33-0	27	34	15	21	202-7.2
Harvey	28-3	352-12.5	46-84	.548	0-0	.000	26-49	.531	37-49	86-3.1	47-0	4	19	26	11	118-4.2
Bracy	22-1	254-11.3	32-95	.337	14-51	.275	11-16	.688	8-14	22-1.0	24-0	16	25	0	5	89-4.0
Mathews	29-5	362-1.7	41-84	.488	0-0	.000	24-45	.533	19-48	67-2.3	66-1	4	23	34	6	106-3.7
Waleskowski	29-3	327-10.6	29-94	.309	2-11	.182	25-31	.806	31-39	70-2.4	35-0	10	25	7	17	85-2.9
McPherson	3-0	5-1.7	1-2	.500	1-1	1.000	2-2	1.000	0-0	0-0.0	1-0	0	0	0	1	5-1.7
Lowery	5-0	53-10.6	1-6	.167	1-5	.200	0-0	.000	0-4	4-0.8	4-0	8	6	0	3	3-0.6
Anderson	11-1	21-1.9	1-3	.333	0-0	.000	1-2	.500	2-5	7-0.6	0-0	0	1	0	0	3-0.3
Haywood	25-0	136-5.4	0-3	.000	0-0	.000	3-5	.600	0-10	10-0.4	19-0	13	15	0	10	3-0.1
Krieg	8-1	15-1.9	0-1	.000	0-0	.000	0-0	.000	1-4	5-0.6	1-0	1	3	1	0	0-0.0
Wilson	1-0	7-7.0	0-2	.000	0-1	.000	0-0	.000	0-1	1-1.0	0-0	1	1	0	0	0-0.0
Moran	4-0	7-1.8	0-1	.000	0-1	.000	0-0	.000	0-0	0-0.0	0-0	0	0	0	1	0-0.0
Team									55-46	101-3.5	1-0					4
FSU	29	5,825	759-1,765	.430	169-503	.336	395-602	.656	450-676	1,126-38.8	537-8	382	476	102	222	2,082-71.8
Opponents	29	5,825	753-1,709	.441	223-612	.364	417-589	.708	361-655	1,016-35.0	573	429	426	122	247	2,146-74.0

2002-03

Record:	Home:	Away:	Neutral:													
14-15	11-5	1-8	2-2													
Player	G-GS	Min.-Avg.	FGM-FGA	Pct.	3PM-3PA	Pct.	FTM-FTA	Pct.	Off.-Def.	Tot.-Avg.	PF-DQ	AT	TO	BL	ST	Pts.-Avg.
Pickett	29-29	959-33.1	167-437	.382	84-259	.324	77-89	.865	31-134	165-5.7	86-4	61	62	10	82	495-17.1
Richardson	29-24	841-29.0	134-285	.470	11-37	.297	82-104	.788	59-94	153-5.3	67-1	44	58	33	34	361-12.4
Joiner	29-22	773-26.7	99-204	.485	25-65	.385	23-50	.460	35-84	119-4.1	75-3	54	64	11	40	256-8.5
Harvey	29-26	533-18.4	95-161	.590	0-0	.000	53-92	.576	59-88	147-5.1	69-0	13	35	34	33	243-8.4
Wilson	5-5	136-27.2	13-44	.295	4-24	.167	9-12	.750	6-12	18-3.6	5-0	6	7	2	3	39-7.8
Galloway	29-1	690-23.8	67-158	.424	23-58	.397	43-67	.642	7-54	61-2.1	71-3	97	70	2	26	200-6.9
Johnson	29-29	894-30.8	42-132	.318	30-84	.357	24-35	.686	10-71	81-2.8	45-0	84	48	0	26	138-4.8
Waleskowski	29-9	495-17.1	53-128	.414	4-14	.286	10-13	.769	37-50	87-3.0	56-1	28	41	12	12	120-4.1
Mathews	29-0	279-9.6	30-60	.500	0-0	.000	19-30	.633	11-23	34-1.2	47-0	6	24	22	4	79-2.7
Callier	19-0	111-5.8	11-35	.314	5-12	.417	6-12	.600	8-18	26-1.4	15-0	3	13	2	5	33-1.7
Haywood	14-0	39-2.8	6-7	.857	0-0	.000	3-13	.231	2-2	4-0.3	5-0	4	3	0	2	15-1.1
Moran	9-0	23-2.6	0-6	.000	0-4	.000	3-4	.750	1-1	2-0.2	5-0	3	1	2	3	3-0.3
Wightman	8-0	11-1.4	1-4	.250	0-2	.000	0-0	.000	1-1	2-0.3	2-0	1	2	0	2	2-0.3
Gordon	1-0	1-1.0	0-0	.000	0-0	.000	0-0	.000	0-0	0-0.0	0-0	0	0	0	0	0-0.0
Fells	8-0	15-1.9	0-1	.000	0-0	.000	0-5	.000	2-1	2-0.4	1-0	0	1	0	1	0-0.0
Team									39-63	102-3.5	1-0					3
FSU	29	5,800	718-1,662	.432	186-559	.000	352-524	.672	308-696	1,004-34.6	550-12	404	432	130	273	1,974-68.1
Opponents	29	5,800	650-1,662	.391	209-618	.000	421-571	.737	364-705	1,069-36.9	531	388	473	93	200	1,930-66.6

YEAR-BY-YEAR ALL-TIME INDIVIDUAL STATISTICS

2003-04

Record: 19-14	Home: 15-3	Away: 3-10	Neutral: 1-1													
Player	G-GS	Min.-Avg.	FGM-FGA	Pct.	3PM-3PA	Pct.	FTM-FTA	Pct.	Off.-Def.	Tot.-Avg.	PF-DQ	AT	TO	BL	ST	Pts.-Avg.
Pickett	33-33	980-29.7	185-427	.433	110-270	.407	63-83	.759	33-116	149-4.5	83-2	69	79	11	82	543-16.5
Johnson	33-16	687-20.8	103-187	.551	0-1	.000	106-157	.675	40-98	138-4.2	91-4	27	87	20	27	312-9.5
Wafer	43-0	560-17.5	90-244	.369	43-132	.326	30-50	.600	17-43	60-1.9	50-1	36	36	5	24	253-7.9
Richardson	33-16	590-17.9	81-187	.433	14-46	.304	66-81	.815	41-78	119-3.6	36-0	32	36	20	26	242-7.3
Waleskowski	33-3	712-21.6	83-177	.469	21-52	.404	37-52	.712	71-107	178-5.4	76-0	38	70	22	30	224-6.8
Joiner	33-30	738-22.4	79-164	.482	22-65	.338	23-34	.676	54-67	121-3.7	67-2	49	47	15	26	203-6.2
Johnson	33-33	898-27.2	61-139	.439	42-100	.420	11-20	.550	10-66	76-2.3	40-0	125	39	3	34	175-5.3
Wilson	43-17	478-14.9	41-105	.390	28-71	.394	20-28	.714	26-38	64-2.0	53-1	27	24	2	6	130-4.1
Galloway	33-0	483-14.6	31-90	.344	10-39	.256	35-51	.686	8-39	47-1.4	51-0	74	43	1	20	107-3.2
Thornton	30-0	238-7.9	30-58	.517	3-7	.429	21-42	.500	17-37	54-1.8	41-0	6	15	7	7	84-2.9
Mathews	29-17	258-8.9	23-62	.371	0-0	.000	13-21	.619	17-36	53-1.8	27-0	7	32	18	5	59-2.0
Callier	11-0	53-4.8	5-13	.385	1-1	1.000	4-6	.667	2-10	12-1.1	10-0	1	5	0	3	15-1.4
Gordon	8-0	15-1.9	3-5	.600	2-3	.667	0-0	.000	1-1	2-0.3	2-0	1	2	0	0	8-1.0
Penny	6-0	10-1.7	0-2	.000	0-1	.000	4-6	.667	0-2	2-0.3	0-0	1	1	0	1	4-0.7
Team									50-67	117-3.7	0		3			
FSU	33	6700	815-1,860	.438	296-788	.376	433-631	.686	387-805	1,192-36.1	627-10	493	519	124	291	2,359-71.5
Opponents	33	6700	739-1,844	.401	245-762	.322	425-645	.659	401-752	1,152-34.9	611-0	408	538	95	231	2,148-65.1

2004-05

Record: 12-19	Home: 9-7	Away: 3-8	Neutral: 0-4													
Player	G-GS	Min.-Avg.	FGM-FGA	Pct.	3PM-3PA	Pct.	FTM-FTA	Pct.	Off.-Def.	Tot.-Avg.	PF-DQ	AT	TO	BL	ST	Pts.-Avg.
Wafer	29-22	758-26.1	124-284	.437	65-164	.396	49-68	.721	5-68	73-2.5	33-0	48	49	8	30	362-12.5
Thornton	29-4	522-18.0	101-186	.543	4-14	.286	57-106	.538	48-80	128-4.4	69-3	20	40	18	14	263-9.1
Waleskowski	31-8	672-21.7	90-183	.492	21-50	.420	58-78	.744	42-94	136-4.4	76-3	25	61	14	19	259-8.4
Johnson	30-29	525-17.5	76-167	.455	3-9	.333	50-87	.575	45-83	128-4.3	84-2	16	69	16	23	205-6.8
Richardson	29-8	452-15.6	67-132	.508	14-43	.326	37-45	.822	30-72	102-3.5	27-0	21	28	16	14	185-6.4
Galloway	31-31	804-25.9	65-151	.430	29-81	.358	31-47	.660	5-58	63-2.0	65-1	92	73	2	35	190-6.1
Rich	30-11	584-19.5	64-156	.410	6-27	.222	29-41	.707	22-39	61-2.0	57-1	46	35	7	22	136-5.4
Swann	31-0	513-16.5	58-139	.417	17-51	.333	28-37	.757	11-49	60-1.9	68-1	62	80	3	24	161-5.2
Romero	31-14	441-14.2	40-83	.482	6-17	.353	31-55	.564	26-52	78-2.5	41-1	12	26	8	10	117-3.8
Wilson	31-28	652-21.0	34-96	.354	27-76	.355	14-19	.737	29-42	71-2.3	57-2	27	15	1	6	109-3.5
Griffin	9-0	50-5.6	11-22	.500	3-5	.600	3-9	.333	2-5	7-0.8	5-0	3	2	4	1	28-3.1
Mims	29-0	268-9.2	24-69	.348	5-20	.250	29-34	.853	10-26	36-1.2	18-0	20	14	3	18	82-2.8
Engstrom	4-0	9-1.8	2-3	.667	0-0	.000	0-0	.000	0-0	0-0	0-0	2	0	0	0	4-1.0
Team									34-51	85-2.7	1		4			
FSU	31	6,250	756-1,671	.452	200-557	.359	416-626	.665	309-719	1,028-33.2	601-14	394	496	100	216	2,218-68.6
Opponents	31	6,250	746-1,736	.430	229-677	.338	449-667	.673	368-702	1,070-34.5	599-14	402	454	97	251	2,170-70.0

2005-06

Record: 20-10	Home: 14-3	Away: 4-6	Neutral: 2-1													
Player	G-GS	Min.-Avg.	FGM-FGA	Pct.	3PM-3PA	Pct.	FTM-FTA	Pct.	Off.-Def.	Tot.-Avg.	PF-DQ	AT	TO	BL	ST	Pts.-Avg.
Thornton, A.	30-30	871-29.0	171-330	.518	20-42	.476	122-164	.744	87-121	208-6.9	75-2	37	73	9	29	484-16.1
Johnson, A.	29-28	723-24.9	127-235	.540	9-29	.310	120-170	.706	74-142	216-7.4	93-5	21	82	30	31	383-13.2
Rich, J.	30-29	808-26.9	125-267	.468	8-45	.178	42-57	.737	26-67	93-3.1	70-1	49	50	10	36	300-10.0
Swann, I.	30-29	673-22.4	92-208	.442	33-100	.330	34-52	.654	13-49	62-2.1	63-1	87	62	4	47	251-8.4
Galloway, T.	30-30	844-28.1	73-167	.437	30-78	.385	49-80	.613	10-55	65-2.2	61-1	93	66	1	48	225-7.5
Wilson, A.	30-2	589-19.6	61-118	.517	41-82	.500	26-34	.765	19-35	54-1.8	32-1	23	25	1	10	189-6.3
Romero, D.	30-2	475-15.8	39-64	.609	8-16	.500	31-45	.689	18-61	79-2.6	51-1	15	24	7	10	117-3.9
Mims, R.	30-0	373-12.4	27-80	.338	7-23	.304	52-66	.788	17-29	46-1.5	25-0	52	37	2	16	113-3.8
Allen, J.	30-0	358-11.9	38-96	.396	17-43	.395	5-10	.500	12-30	42-1.4	34-0	18	21	0	10	98-3.3
Breeden, C.	22-0	150-6.8	22-47	.468	7-20	.350	11-17	.647	9-17	26-1.2	24-0	9	15	5	10	62-2.8
Echefu, U.	29-0	214-7.4	26-58	.448	4-11	.364	12-22	.545	14-27	41-1.4	34-1	5	24	3	14	68-2.3
Hoff, B.	4-0	12-3.0	2-5	.400	0-0	.000	2-2	1.000	1-1	2-0.5	2-0	0	0	0	1	6-1.5
Zitani, M.	4-0	10-2.5	3-6	.500	0-1	.000	0-0	.000	1-0	1-0.3	0-0	0	1	0	0	6-1.5
Team									34-51	85-2.7	1		4			
FSU	30	6,100	806-1681	.479	184-490	.376	506-719	.704	338-681	1,019-34.0	564-13	409	782	72	262	2,302-76.7
Opponents	30	6,102	718-1666	.431	225-633	.355	416-576	.722	335-631	966-32.2	625-	384	545	83	204	2,077-69.2



James Collins is ranked second in school history for 3-point shots made by a Seminoles freshman. He made 39 3-point shots and attempted 120 during the 1993-94 season.

YEAR-BY-YEAR ALL-TIME INDIVIDUAL STATISTICS

Year	Points	Scoring Average	Rebounds	Assists	Blocked Shots	Steals	Field Goal %	Free Throw %
1947-48	164.....Bill Kratzert	9.7....Bill Kratzert						
1948-49	208.....Lee Benjamin	18.9....Lee Benjamin						
1949-50								
1950-51	493.....Bill Hartman	18.3....Bill Hartman					.388....Bill Hartman	
1951-52	299.....Tom McLaughlin	12.0....Tom McLaughlin & Bob Whitmer	NA				.358....Duane Gordon	.728....Bob Whitmer
1952-53	468.....Ham Wernke	21.3....Ham Wernke					.467....Gary Wold	.763....Jim Oler
1953-54	372.....Ham Wernke	18.6....Ham Wernke						
1954-55	549.....Jim Oler	21.1....Jim Oler	451.....Rick Benson				.438....Bob Williams	.781....Ham Wernke
1955-56	743.....Jim Oler	29.7....Jim Oler	237.....Gary Wold				.481....Gary Wold	.818....Jimmy Oler
1956-57	509.....Hugh Durham	19.6....Hugh Durham	237.....Larry Strom				.514....Larry Strom	.802....Bobby Waits
1957-58	425.....Burt Deckel	17.0....Burt Deckel	303.....Dan Boltz	NA			.423....Larry Strom	.800....Hugh Durham
1958-59	504.....Hugh Durham	21.9....Hugh Durham	264.....Dan Boltz				.466....Charlie Tinsley	.806....Hugh Durham
1959-60	527.....Dave Fedor	21.1....Dave Fedor	400.....Dave Fedor				.472....Dave Fedor	.756....Dave Fedor
1960-61	456.....Dave Fedor	19.0....Dave Fedor	336.....Dave Fedor				.537....Ray Swain	.804....Dave Fedor
1961-62	470.....Dave Fedor	20.4....Dave Fedor	233.....Dave Fedor		NA	NA	.573....Ray Swain	.784....Dave Fedor
1962-63	395.....Charlie Long	16.5....Charlie Long	199.....Jerry Shirley				.538....Dale Reeves	.750....Jerry Shirley
1963-64	323.....Gary Schull	12.9....Gary Schull					.868....Jerry Shirley	
1964-65	349.....Jerry Shirley	15.2....Jerry Shirley	273.....Gary Schull				.511....Bobby Lovell	.841....Ron Malmen
1965-66	474.....Gary Schull	19.0....Gary Schull	317.....Gary Schull				.514....Gary Schull	.759....Jim Lytle
1966-67	390.....Bill Glenn	15.6....Bill Glenn	197.....Dick Danford				.505....Dick Danford	.800....Bill Glenn
1967-68	508.....Dave Cowens	18.8....Dave Cowens	456.....Dave Cowens				.555....Jan Gies	.840....Randy Cable
1968-69	508.....Dave Cowens	20.3....Dave Cowens	437.....Dave Cowens	155.....Skip Young			.620....Jan Gies	.750....Dale Klay
1969-70	463.....Dave Cowens	17.8....Dave Cowens	447.....Dave Cowens	127.....Skip Young			.636....Willie Williams	.895....Ken Macklin
1970-71	589.....Ron King	22.7....Ron King	390.....Reggie Royals	227.....Otto Petty			.534....Vernell Elzy	.833....Greg Samuels
1971-72	573.....Ron King	17.9....Ron King	351.....Reggie Royals	173.....Otto Petty			.538....Larry Gay	.754....Ron King
1972-73	430.....Reggie Royals	16.5....Reggie Royals	265.....Reggie Royals	202.....Otto Petty			.580....Lawrence McCray	.700....Otis Cole
1973-74	440.....Larry Warren	16.9....Larry Warren	254.....Lawrence McCray	96.....Otis Cole			.551....Greg Grady	.814....Eugene Harris
1974-75	400.....Larry Warren	16.0....Larry Warren	267.....Greg Grady	110.....Wayne Smalls			.581....Greg Grady	.778....Larry Warren
1975-76	390.....David Thompson	14.4....David Thompson	203.....Greg Grady & David Thompson	91.....Carlton Byrd			.638....Harry Davis	.759....Eugene Harris
1976-77	500.....David Thompson	18.5....David Thompson	212.....Harry Davis	159.....Carlton Byrd	20.....David Thompson	56...David Thompson	.567....Harry Davis	.838....Wayne Smalls
1977-78	546.....Harry Davis	19.5....Harry Davis	211.....David Thompson	166.....Tony Jackson	14.....Murray Brown & Harry Davis	73...Tony Jackson	.577....Harry Davis	.816....Kris Anderson
1978-79	629.....Murray Brown	21.7....Murray Brown	242.....Murray Brown	158.....Tony Jackson	25.....Murray Brown	58...Tony Jackson	.691....Murray Brown	.815....Kris Anderson
1979-80	635.....Mickey Dillard	20.4....Mickey Dillard	245.....Elvis Rolle	213.....Tony Jackson	42.....Elvis Rolle	65...Tony Jackson	.646....Murray Brown	.766....Mickey Dillard
1980-81	515.....Mickey Dillard	18.3....Mickey Dillard	257.....Elvis Rolle	91.....Mickey Dillard & Bobby Parks	47.....Elvis Rolle	52...Mickey Dillard	.593....Kris Anderson	.794....Mickey Dillard
1981-82	523.....Mitchell Wiggins	23.8....Mitchell Wiggins	213.....Mitchell Wiggins	111.....Tony William	20.....Oren Gilmore	66...Tony William	.574....Mitchell Wiggins	.825....Tony William
1982-83	544.....Mitchell Wiggins	22.7....Mitchell Wiggins	196.....Mitchell Wiggins	156.....Tony William	9.....Maurice Myrick	75...Tony William	.538....Michael Johnson	.770....Granville Arnold
1983-84	626.....Alton Lee Gipson	20.2....Alton Lee Gipson	208.....Alton Lee Gipson	215.....Tony William	23.....Randy Allen	70...Dean Schaffer	.574....Dean Schaffer	.842....Granville Arnold
1984-85	568.....Alton Lee Gipson	18.9....Alton Lee Gipson	234.....Alton Lee Gipson	171.....Dean Schaffer	47.....Alton Lee Gipson	81...Dean Schaffer	.612....Jerome Fitchett	.727....Joe Farrar
1985-86	486.....Pee Wee Barber	16.8....Pee Wee Barber	163.....Randy Allen	146.....Pee Wee Barber	30.....Randy Allen	52...Pee Wee Barber	.615....Jerome Fitchett	.808....LaRae Davis
1986-87	576.....Pee Wee Barber	19.2....Pee Wee Barber	235.....Randy Allen	144.....Pee Wee Barber	26.....Jerome Fitchett	38...Pee Wee Barber	.572....Jerome Fitchett	.819....Jerome Fitchett
1987-88	546.....George McCloud	18.2....George McCloud	269.....Tat Hunter	105.....George McCloud	20.....Jerome Fitchett	45...Tharon Mayes	.590....Michael Polite	.891....Brad Johnson
1988-89	683.....George McCloud	22.8....George McCloud	249.....Tat Hunter	125.....George McCloud	20.....Tat Hunter	53...George McCloud	.570....Tat Hunter	.875....George McCloud
1989-90	559.....Tharon Mayes	23.3....Tharon Mayes	262.....Michael Polite	93.....Tharon Mayes	36.....Rodney Dobard	52...Tharon Mayes	.582....Michael Polite	.833....Tharon Mayes
1990-91	524.....Doug Edwards	16.4....Doug Edwards	273.....Michael Polite	103.....Charlie Ward	47.....Rodney Dobard	71...Charlie Ward	.570....Rodney Dobard	.713....Charlie Ward
1991-92	570.....Sam Cassell	18.4....Sam Cassell	271.....Doug Edwards	122.....Charlie Ward	46.....Rodney Dobard	75...Charlie Ward	.624....Rodney Dobard	.812....Chuck Graham
1992-93	675.....Bob Sura	19.9....Bob Sura	290.....Doug Edwards	170.....Sam Cassell	111.....Rodney Dobard	97...Sam Cassell	.572....Rodney Dobard	.759....Sam Cassell
1993-94	573.....Bob Sura	21.2....Bob Sura	213.....Bob Sura	121.....Bob Sura	54.....Andre Reid	65...Bob Sura	.518....Kirk Luchman	.759....Chuck Graham
1994-95	502.....Bob Sura	18.6....Bob Sura	210.....Corey Louis	146.....Bob Sura	74.....Corey Louis	49...Bob Sura	.541....Andre Reid	.810....Derrick Carroll
1995-96	494.....James Collins	18.3....James Collins	172.....Kirk Luchman	131.....LaMarr Greer	43.....Corey Louis	62...James Collins	.626....Kirk Luchman	.707....Scott Shepherd
1996-97	514.....James Collins	16.6....James Collins	194.....Randell Jackson	184.....Kerry Thompson	46.....Randell Jackson	55...James Collins	.516....Kirk Luchman	.730....Kirk Luchman
1997-98	394.....Randell Jackson	12.7....Randell Jackson	225.....Corey Louis	172.....Kerry Thompson	50.....Corey Louis	59...Terrell Baker	.556....Corey Louis	.798....Terrell Baker
1998-99	481.....Ron Hale	16.0....Ron Hale	168.....Ron Hale	181.....Delvon Arrington	27.....Ron Hale	80...Terrell Baker	.605....Damous Anderson	.800....Ron Hale
1999-00	438.....Ron Hale	15.6....Ron Hale	137.....Oliver Simmons	182.....Delvon Arrington	43.....David Anderson	44...Delvon Arrington	.508....Damous Anderson	.755....Ron Hale
2000-01	344.....Delvon Arrington	11.5....Delvon Arrington	179.....Michael Joiner	143.....Delvon Arrington	44.....Mike Mathews	56...Delvon Arrington	.484....Nigel Dixon	.808....Andrew Wilson
2001-02	434.....Monte Cummings	15.5....Monte Cummings	180.....Nigel Dixon	182.....Delvon Arrington	34.....Mike Mathews	61...Delvon Arrington	.528....Monte Cummings	.806....
2002-03	495.....Tim Pickett	17.1....Tim Pickett	165.....Tim Pickett	97.....Todd Galloway	34.....Trevor Harvey	82...Tim Pickett	.590....Trevor Harvey	.865....Tim Pickett
2003-04	543.....Tim Pickett	16.5....Tim Pickett	178.....A. Waleskowski	125.....Nate Johnson	22.....A. Waleskowski	82...Tim Pickett	.551....Alexander Johnson	.815....Anthony Richardson
2004-05	362.....Von Wafer	12.5....Von Wafer	136.....A. Waleskowski	92.....Todd Galloway	18.....Al Thornton	35...Todd Galloway	.543....Al Thornton	.822....Anthony Richardson
2005-06	484.....Al Thornton	16.1....Al Thornton	216.....Alexander Johnson	93.....Todd Galloway	30.....Alexander Johnson	48...Todd Galloway	.540....Alexander Johnson	.788....Ralph Mims

TEAM RECORDS

SINGLE GAME RECORDS

Most Points – Home

- 139, Baptist, 1976-77
- 134, Valdosta State, 1971-72
- 133, Central Florida, 1988-89
- 125, South Dakota, 1970-71
- 122, Miami, 1967-68
- 122, Clemson, 1969-70
- 122, Samford, 1970-71

Most Points – Away

- 123, Tampa, 1961-62
- 121, Pepperdine, 1969-70
- 116, Tampa, 1960-61
- 112, Miami, 1969-70
- 111, Miami, 1968-69

Most Points – Neutral

- 130, LSU, 1967-68
- 117, Southern Mississippi, 1970-71
- 112, Arkansas, 1988-89
- 108, Furman, 1956-57
- 108, Tulane, 1969-70

Most Points – Both Teams

- 230 – FSU 130, LSU 100, 1967-68
- 222 – Jacksonville 114, FSU 108, 1970-71
- 220 – FSU 114, Miami 106, 1970-71
- 219 – FSU 117, USM 102, 1986-87
- 219 – Georgia Tech 111, FSU 108, 1998-99

Winning Margin

- 69 – FSU 134, Valdosta 65, 1971-72
- 67 – FSU 139, Baptist 72, 1976-77
- 64 – FSU 121, Tampa 57, 1965-66
- 60 – FSU 125, South Dakota 65, 1970-71
- 58 – FSU 108, Georgia Tech 50, 1971-72

Fewest Points Allowed

- 21 vs. Mississippi College, 1948-49
- 24 vs. Mississippi College, 1949-50
- 27 vs. Troy State, 1949-50
- 34 vs. Samford, 1972-73
- 34 vs. Memphis State, 1978-79

Rebounds

- 84 vs. LSU, 1967-68
- 82 vs. Valdosta, 1970-71
- 76 vs. Georgetown, 1969-70
- 76 vs. Wisconsin-Milwaukee, 1970-71
- 72 vs. Valdosta, 1968-69

Most Fouls

- 36 vs. NC State, 1995-96
- 35 vs. Florida, 1964-65
- 34 vs. Memphis State, 1959-60
- 33 vs. Vanderbilt, 1986-87
- 32 vs. Alabama, 1964-65
- 32 vs. Florida, 1967-68
- 32 vs. Missouri, 1976-77
- 32 vs. San Diego State, 1982-83
- 32 vs. Iowa, 1987-88

Fewest Fouls

- 7 vs. Connecticut, 1972-73
- 8 vs. Southern Miss., 1990-91
- 9 vs. Stetson, 1971-72
- 9 vs. Louisville, 1984-85
- 9 vs. Radford, 1995-96
- 9 vs. Marist, 1996-97

Field Goals Attempted

- 115 vs. LSU, 1965-66
- 111 vs. Valdosta State, 1968-69
- 110 vs. Valdosta State, 1971-72
- 109 vs. Valdosta State, 1970-71

Field Goals Made

- 56 vs. Baptist, 1976-77
- 55 vs. Valdosta State, 1971-72
- 54 vs. South Dakota, 1970-71
- 54 vs. Samford, 1970-71
- 53 vs. Valdosta State, 1968-69
- 53 vs. Central Florida, 1988-89

Free Throws Attempted

- 53 vs. Stetson, 1957-58
- 52 vs. Arkansas, 1988-89
- 52 vs. Cincinnati, 1988-89
- 49 vs. Miami, 1989-90
- 48 vs. Georgia, 1957-58
- 48 vs. FIU, 1987-88

Free Throws Made

- 42 vs. Cincinnati, 1988-89
- 39 vs. Florida Atlantic, 1993-94
- 38 vs. Stetson, 1956-57
- 37 vs. Marquette, 1980-81
- 36 vs. Georgia, 1957-58

3-Point Attempts

- 39 at Wichita State, 2003-04
- 37 at North Carolina, 2003-04
- 37 vs. Butler, 2005-06
- 34 vs. Maryland, 1994-95
- 32 vs. North Carolina, 1993-94
- 31 vs. North Carolina, 1998-99
- 31 vs. North Carolina, 1998-99
- 31 at Virginia, 2003-04
- 31 at Georgia Tech, 2003-04
- 31 at Clemson, 2005-06
- 31 vs. Bowling Green, 2005-06
- 30 vs. Temple, 1992-93
- 30 vs. Western Carolina, 2001-02
- 30 at Stetson, 2003-04

3-Pointers Made

- 17 at Stetson, 2003-04
- 15 at North Carolina, 2003-04
- 15 at Wichita State, 2003-04
- 14 vs. Jacksonville, 1996-97
- 13 vs. North Carolina, 1991-92
- 13 vs. NC State, 1994-95
- 13 vs. La Salle, 1996-97
- 13 vs. Nicholls State, 2003-04
- 13 vs. Wagner, 2003-04
- 13 at NC State, 2005-06
- 13 vs. North Carolina, 2005-06

3-Point Percentage

(Minimum 10 Attempts)

- .800 (8-10) vs. Memphis State, 1987-88
- .700 (7-10) vs. Duke, 2000-01
- .692 (9-13) vs. Jacksonville, 1999-00
- .667 (8-12) vs. Miami, 1989-90
- .647 (11-17) vs. North Carolina, 1995-96
- .643 (9-14) at North Carolina, 2000-01
- .636 (7-11) vs. Jacksonville, 1988-89
- .636 (14-22) vs. Jacksonville, 1996-97
- .619 (13-21) vs. North Carolina, 2005-06
- .615 (8-13) vs. South Carolina, 1986-87

SEASON RECORDS

Field Goals Attempted

- 23721971-72 (32 games)
- 23151992-93 (35 games)
- 21641954-55 (26 games)
- 20821970-71 (26 games)
- 20551973-74 (26 games)

Field Goals Made

- 11451992-93 (35 games)
- 11101971-72 (32 games)
- 9991988-89 (30 games)
- 9901970-71 (26 games)
- 9861977-78 (29 games)

Free Throws Attempted

- 9821954-55 (26 games)
- 8091990-91 (32 games)
- 8071992-93 (35 games)
- 8001971-72 (32 games)
- 7991956-57 (26 games)

Free Throws Made

- 7071954-55 (26 games)
- 5611971-72 (32 games)
- 5601988-89 (30 games)
- 5431956-57 (26 games)
- 5431992-93 (35 games)

Rebounds

- 16081971-72 (32 games)
- 14511969-70 (26 games)
- 14221954-55 (26 games)
- 13881967-68 (27 games)
- 13881970-71 (26 games)

Rebounds Per Game

- 55.41969-70 (26 games)
- 54.61954-55 (26 games)
- 53.41970-71 (26 games)
- 52.21959-60 (25 games)
- 52.01958-59 (23 games)

Fewest Points Allowed

- 14271949-50 (25 games)
- 15671961-62 (23 games)
- 15951951-52 (23 games)
- 16781952-53 (22 games)
- 16801962-63 (25 games)

Fewest Points Per Game Allowed

- 57.11949-50 (25 games)
- 63.61950-51 (27 games)
- 65.12003-04 (33 games)
- 66.81996-97 (32 games)
- 67.21962-63 (25 games)

Most Points Scored

- 30201992-93 (35 games)
- 27811971-72 (32 games)
- 27391988-89 (30 games)
- 25651991-92 (32 games)
- 25371990-91 (32 games)

Most Points Per Game

- 91.71969-70 (26 games)
- 91.51970-71 (26 games)
- 91.31988-89 (30 games)
- 90.31967-68 (27 games)
- 88.31954-55 (26 games)

Highest Point Margin

- 16.51969-70 (26 games)
- 15.51971-72 (32 games)
- 15.01975-76 (27 games)
- 11.91967-68 (27 games)
- 11.41974-75 (26 games)

Highest Field Goal Pct.

- .5321979-80 (31 games)
- .5291983-84 (31 games)
- .5121961-62 (23 games)
- .5101978-79 (29 games)
- .5091985-86 (29 games)

Highest Free Throw Pct.

- .7291967-68 (27 games)
- .7271963-64 (28 games)
- .7271988-89 (30 games)
- .7191957-58 (25 games)
- .7191982-83 (28 games)

3-Point Attempts

- 7882003-04 (33 games)
- 5881994-95 (27 games)
- 5641992-93 (35 games)
- 5581996-97 (32 games)
- 5572004-05 (31 games)

3-Pointers Made

- 2962003-04 (33 games)
- 2111994-95 (27 games)
- 2002004-05 (31 games)
- 1951996-97 (32 games)
- 1871992-93 (35 games)

Highest 3-Point Percentage

- .4371987-88 (30 games)
- .4161986-87 (30 games)
- .3762003-04 (33 games)
- .3762005-06 (31 games)
- .3591994-95 (27 games)
- .3592004-05 (31 games)

TEAM RECORDS

MISCELLANEOUS RECORDS

Single Game

Largest Winning Margin on the Road – 41 vs. Jacksonville (106-65), 1967-68
Largest Winning Margin at Home – 69 vs. Valdosta State (134-65), 1971-72
Most Points Scored in First Half – 70 vs. Pepperdine (121-83), 1969-70
Most Points Scored in Second Half – 78 vs. LSU (130-100), 1967-68
Fewest Points Allowed at Home – 21 vs. Mississippi College (53-21), 1948-49
Fewest Points Allowed on the Road – 34 vs. Samford (47-34), 1972-73
Fewest Points Allowed at a Neutral Site – 42 vs. Chicago State (47-42), 2003-04
Most Points Allowed at Home – 111 vs. Georgia Tech (111-108 2OT), 1998-99
Most Points Allowed on the Road – 115 vs. North Carolina (115-80), 1965-66
Most Points Allowed at a Neutral Site – 110 vs. Beloit (110-88), 1954-55
Fewest Points Scored at Home – 35 vs. Sewanee (43-35), 1948-49
Fewest Points Scored on the Road – 30 vs. Florida (50-30), 1966-67
Fewest Points Scored at a Neutral Site – 43 vs. Tennessee (65-43), 1964-65
Highest Field Goal Percentage – .727 vs. Minnesota (48-of-66), 1979-80
Highest Field Goal Percentage in a Half – .826 vs. South Florida (19-of-23), 1998-99

Season

Most Games Played – 35, 1992-93
Fewest Games Played – 18, 1947-48
Most Victories – 27, 1971-72
Longest Winning Streak – 11, 1969-70
Longest Winning Streak at Home – 29, 1974-75
Longest Winning Streak on the Road – 7, 1949-51; 1954-55
Fewest Defeats – 3, 1969-70
Highest Winning Percentage – .885 (23-3), 1969-70
Most 100-Point Games – 11, 1988-89
Fewest Victories – 5, 1947-48 and 1951-52
Most Points Allowed Per Game – 81.9 (23 games), 1959-60
Longest Losing Streak – 13, 1947-48
Longest Losing Streak at Home – 4, 1956-57; 4, 2004-05
Longest Losing Streak on the Road – 25, 1956-59
Fewest Points – 850 (18 games), 1947-48
Fewest Points Per Game – 47.2 (18 games), 1947-48
Most Points Allowed – 2422 (30 games), 1988-89; 2429 (32 games), 1990-91; 2788 (35 games), 1992-93
Lowest Winning Percentage – .200 (5-20), 1951-52
Highest Field Goal Percentage – .532 (964-1811), 1979-80
Highest Free Throw Percentage – .729 (526-of-722), 1967-68
Lowest Field Goal Percentage – .203, 1951-52
Lowest Free Throw Percentage – .586 (406-of-693), 1950-51
Fewest Personal Fouls – 383 (23 games), 1961-62
Most Personal Fouls – 637 (29 games), 1978-79

CIVIC CENTER RECORDS

INDIVIDUAL

Points – 40, Pee Wee Barber vs. Miami, Feb. 26, 1987
Points (Half) – 25, Randy Allen vs. St. Joseph's (Me.), Jan. 7, 1985;
 25, Anthony Richardson vs. Northwestern, Dec. 1, 2003;
 25, Von Wafer vs. Wake Forest, Jan. 18, 2005
Points By Opponent – 38, Terry Dozier (South Carolina), Jan. 21, 1987
Field Goals – 16, Alton Lee Gipson vs. Tampa, Nov. 26, 1984
Field Goals By Opponent – 16, Dell Curry (Virginia Tech), Feb. 24, 1986
Free Throws Attempted – 17, Chuck Graham vs. Jacksonville, Nov. 26, 1991;
 17, Sam Cassell vs. Jacksonville, Nov. 26, 1991
Free Throws Attempted By Opponent – 16, Elliot Perry (Memphis State), Feb. 1, 1989
Free Throws Made – 16, Bob Sura vs. South Florida, Nov. 29, 1994
Free Throws Made By Opponent – 15, Elliot Perry (Memphis State), Feb. 1, 1989
Free Throw Percentage – 100% (8-8), Michael Johnson vs. Louisville, Jan. 30, 1982;
 100% (14-14), Doug Edwards vs. Clemson, Feb. 8, 1992;
 100% (11-11), Nick Bryant vs. Florida Atlantic, Dec. 1, 1993;
 100% (16-16), Bob Sura vs. South Florida, Nov. 29, 1994;
 100% (7-7), Ron Hale vs. NC State, Jan. 23, 1999;
 100% (9-9), Ron Hale vs. Georgia Tech, Feb. 11, 1999;
 100% (8-8), Antwan Dixon vs. Virginia, Feb. 26, 2000;
 100% (6-6), Monte Cummings vs. Furman, Dec. 4, 2000;
 100% (6-6), Monte Cummings vs. North Carolina, Jan. 20, 2001;
 100% (6-6), Antwan Dixon vs. Wake Forest, Feb. 10, 2001;
 100% (6-6), J.D. Bracy vs. Maryland, Feb. 27, 2002;
 100% (8-8), Tim Pickett vs. Virginia, March 1, 2003
Free Throw Percentage By Opponent – 100% (9-9), Ronnie Williams (Florida),
 Jan. 11, 1982; 100% (6-6), Kris Hunter (Jacksonville), Dec. 17, 2000
Rebounds – 21, Tat Hunter vs. Virginia Tech, March 1, 1989;
 21, Michael Polite vs. Texas Southern, Nov. 29, 1991
Rebounds By Opponent – 20, Mike Hackett (Jacksonville), Dec. 9, 1981
Assists – 16, Tony William vs. Jacksonville, Feb. 12, 1983
Assists By Opponent – 14, Kenny Siler (So. Miss.), Jan. 18, 1986

TEAM


Points – 133 vs. Central Florida, Nov. 25, 1988
Points By Opponent – 109, Arkansas, Jan. 21, 1991
Points (Half) – 68 vs. Louisville, Feb. 7, 1987
Fewest Points – 48 vs. North Carolina, Dec. 22, 2002
Fewest Points By Opponent – 41, Florida International, Nov. 20, 1994;
 41 by Savannah State, Nov. 20, 2001
Fewest Points (Half) – 17 vs. Clemson, Feb. 15, 1998
Fewest Points By Opponent (Half) – 10, Jacksonville, Dec. 6, 1997
Combined Score – 219, Florida State 117, Southern Miss. 102, Feb. 28, 1987;
 219, Georgia Tech 111, Florida State 108, 2OT, Feb. 11, 1999
Personal Fouls – 30 vs. Georgia Tech, Feb. 11, 1999
Personal Fouls By Opponents – 33, Jacksonville, Nov. 26, 1992
Lowest Combined Personal Fouls – 25 vs. Georgia Tech, Feb. 15, 1992;
 25 vs. Georgia Tech, March 2, 1994;
 25 vs. South Carolina, March 21, 2006
Fewest Personal Fouls – 8 vs. Southern Miss., Feb. 26, 1991
Fewest Personal Fouls By Opponent – 9 vs. Tulane, Feb. 20, 1984;
 9 vs. North Carolina, Jan. 6, 1999
Field Goal Percentage – 71.9 vs. UNC-Asheville, Jan. 2, 1992
Field Goal Percentage By Opponent – 64.0 vs. Southern Miss., Jan. 18, 1986
Field Goals – 53 vs. Central Florida, Nov. 25, 1988
Field Goals By Opponent – 43, Southern Miss., Jan. 18, 1986
Free Throws Attempted – 52 vs. Cincinnati, Jan. 21, 1989
Free Throws Attempted By Opponent – 41, Florida International, Dec. 12, 2004
Fewest Free Throws Attempted – 2 vs. North Carolina, Jan. 6, 1999
Fewest Free Throws Attempted By Opponent – 4 by Elon, Nov. 23, 2001
Free Throws – 42 vs. Cincinnati, Jan. 21, 1989
Free Throws By Opponent – 29, Florida International, Dec. 12, 2004
Fewest Free Throws – 1 vs. North Carolina, Jan. 6, 1999
Fewest Free Throws By Opponent – 3, Georgia Tech, Feb. 15, 1992
Rebounds – 65 vs. Texas Southern, Nov. 27, 1990
Rebounds By Opponents – 48 vs. Duke, Feb. 17, 1999
Home Attendance – 137,863 (15 games), 1992-93
Home Average Attendance – 9,191 (15 games), 1992-93
Largest Crowd – 13,610 vs. Duke, Jan. 30, 1992
Winning Streak – 11, 1986-87, 1987-88

YEAR-BY-YEAR RESULTS

Year	Overall			Final AP Rank	Affiliation	Conference				Conference Tournament				Coach	Postseason
	Win	Loss	Pct.			Win	Loss	Pct.	Finish	Win	Loss	Pct.	Finish		
1947-48	5	13	.277		independent	—	—	—	—	—	—	—	—	Don Loucks	
1948-49	12	12	.500		independent	—	—	—	—	—	—	—	—	J.K. Kennedy	
1949-50	15	10	.600		Dixie	6	3	.667	—	0	1	.000	First Round	J.K. Kennedy	
1950-51	18	9	.667		Dixie	7	0	1.000	1st	0	1	.000	First Round	J.K. Kennedy	NAIB (3-1)
1951-52	5	20	.200		independent	—	—	—	—	—	—	—	—	J.K. Kennedy	
1952-53	11	11	.500		independent	—	—	—	—	—	—	—	—	J.K. Kennedy	
1953-54	13	7	.619		independent	—	—	—	—	—	—	—	—	J.K. Kennedy	
1954-55	22	4	.846		Fla. Intercollegiate	10	0	1.000	1st	1	0	1.000	Champions	J.K. Kennedy	
1955-56	16	9	.640		Fla. Intercollegiate	9	1	.900	1st	0	1	.000	First Round	J.K. Kennedy	
1956-57	9	17	.346		Fla. Intercollegiate	5	5	.500	—	—	—	—	—	J.K. Kennedy	
1957-58	9	16	.360		independent	—	—	—	—	—	—	—	—	J.K. Kennedy	
1958-59	8	15	.347		independent	—	—	—	—	—	—	—	—	J.K. Kennedy	
1959-60	10	15	.400		independent	—	—	—	—	—	—	—	—	J.K. Kennedy	
1960-61	14	10	.583		independent	—	—	—	—	—	—	—	—	J.K. Kennedy	
1961-62	15	8	.651		independent	—	—	—	—	—	—	—	—	J.K. Kennedy	
1962-63	15	10	.600		independent	—	—	—	—	—	—	—	—	J.K. Kennedy	
1963-64	14	14	.500		independent	—	—	—	—	—	—	—	—	J.K. Kennedy	
1964-65	16	10	.620		independent	—	—	—	—	—	—	—	—	J.K. Kennedy	
1965-66	15	11	.577		independent	—	—	—	—	—	—	—	—	J.K. Kennedy	
1966-67	11	15	.423		independent	—	—	—	—	—	—	—	—	Hugh Durham	
1967-68	19	8	.704		independent	—	—	—	—	—	—	—	—	Hugh Durham	NCAA (0-1)
1968-69	18	8	.692		independent	—	—	—	—	—	—	—	—	Hugh Durham	
1969-70	23	3	.885	10	independent	—	—	—	—	—	—	—	—	Hugh Durham	
1970-71	17	9	.654		independent	—	—	—	—	—	—	—	—	Hugh Durham	
1971-72	27	6	.818	10	independent	—	—	—	—	—	—	—	—	Hugh Durham	NCAA Finals (4-1)
1972-73	18	8	.692		independent	—	—	—	—	—	—	—	—	Hugh Durham	
1973-74	18	8	.692		independent	—	—	—	—	—	—	—	—	Hugh Durham	
1974-75	18	8	.692		independent	—	—	—	—	—	—	—	—	Hugh Durham	
1975-76	21	6	.778		independent	—	—	—	—	—	—	—	—	Hugh Durham	
1976-77	16	11	.593		Metro	5	7	.417	5th	0	1	.000	First Round	Hugh Durham	
1977-78	23	6	.793	15	Metro	11	1	.917	1st	1	1	.500	Finals	Hugh Durham	NCAA (0-1)
1978-79	19	10	.655		Metro	7	3	.700	3rd	2	1	.667	Finals	Joe Williams	
1979-80	22	9	.710		Metro	7	5	.583	4th	2	1	.667	Finals	Joe Williams	NCAA (1-1)
1980-81	17	11	.607		Metro	7	5	.583	2nd	1	1	.500	Semifinals	Joe Williams	
1981-82	11	17	.392		Metro	4	8	.333	6th	1	1	.500	Semifinals	Joe Williams	
1982-83	14	14	.500		Metro	5	7	.417	5th	0	1	.000	Semifinals	Joe Williams	
1983-84	20	11	.645		Metro	9	5	.643	3rd	1	1	.500	Semifinals	Joe Williams	NIT (1-1)
1984-85	14	16	.467		Metro	4	10	.286	7th	2	1	.667	Finals	Joe Williams	
1985-86	12	17	.414		Metro	4	10	.286	7th	1	1	.500	Semifinals	Joe Williams	
1986-87	19	11	.633		Metro	3	9	.250	6th	0	1	.000	First Round	Pat Kennedy	NIT (1-1)
1987-88	19	11	.633		Metro	8	6	.571	2nd	1	1	.500	Semifinals	Pat Kennedy	NCAA (0-1)
1988-89	22	8	.733	16	Metro	10	4	.714	2nd	1	1	.500	Finals	Pat Kennedy	NCAA (0-1)
1989-90	16	15	.516		Metro	6	9	.400	5th	0	1	.000	First Round	Pat Kennedy	
1990-91	21	11	.592		Metro	12	5	.706	2nd	3	0	1.000	Champions	Pat Kennedy	NCAA (1-1)
1991-92	22	10	.687	20	ACC	11	5	.688	2nd	1	1	.500	Semifinals	Pat Kennedy	NCAA Sweet 16 (2-1)
1992-93	25	10	.714	11	ACC	12	4	.750	2nd	0	1	.000	Quarterfinals	Pat Kennedy	NCAA Elite 8 (3-1)
1993-94	13	14	.481		ACC	6	10	.375	T7th	0	1	.000	Quarterfinals	Pat Kennedy	
1994-95	12	15	.444		ACC	5	11	.313	T6th	0	1	.000	Quarterfinals	Pat Kennedy	
1995-96	13	14	.481		ACC	5	11	.313	8th	0	1	.000	First Round	Pat Kennedy	
1996-97	20	12	.625		ACC	6	10	.375	7th	0	1	.000	Quarterfinals	Pat Kennedy	NIT Finals (4-1)
1997-98	18	14	.563		ACC	6	10	.375	T6th	0	1	.000	First Round	Steve Robinson	NCAA (1-1)
1998-99	13	17	.433		ACC	5	11	.313	T7th	1	1	.500	Quarterfinals	Steve Robinson	
1999-00	12	17	.414		ACC	6	10	.375	T6th	1	1	.500	Quarterfinals	Steve Robinson	
2000-01	9	21	.300		ACC	4	12	.333	8th	0	1	.000	First Round	Steve Robinson	
2001-02	12	17	.414		ACC	4	12	.333	T7th	1	1	.500	Quarterfinals	Steve Robinson	
2002-03	14	15	.483		ACC	4	12	.333	9th	1	1	.500	Quarterfinals	Leonard Hamilton	
2003-04	19	14	.576		ACC	6	10	.375	T7th	0	1	.000	Quarterfinals	Leonard Hamilton	NIT (1-1)
2004-05	12	19	.387		ACC	4	12	.250	T10th	0	1	.000	First Round	Leonard Hamilton	
2005-06	20	10	.667		ACC	9	7	.563	5th	0	1	.000	First Round	Leonard Hamilton	NIT (1-1)

note - Florida State was a member of the Metro Conference from 1976-77 through 1990-91.
note - Florida State joined the Atlantic Coast Conference to begin the 1991-92 season.

Ron Harris averaged 7.2 points and 4.7 rebounds per game during the 1969-70 season. He helped lead the Seminoles to a 23-3 record and a school record .885 winning percentage.



YEAR-BY-YEAR TEAM STATISTICS

Year	G	FGM-FGA	Pct.	3FGM-3FGA	Pct.	FTM-FTA	Pct.	O-D-REB	Avg.	PF	AST	TO	BL	ST	PTS-Avg.
1947-48	18	312				226									850-47.2
	18														979-54.4
1948-49	24														1220-50.8
	24														1211-50.5
1949-50	25	NA	NA			NA	NA				NA				1444-57.8
	25														1339-53.6
1950-51	27							NA	NA	NA					1792-66.4
	27														1716-63.6
1951-52	25	585-1925	.304			301-505	.596				568				1471-58.8
	25														1759-70.4
1952-53	22	599-1764	.339			449-694	.690				462				1647-74.9
	22	621-1717	.362			436-725	.601				439				1678-76.3
1953-54	20														1505-75.3
	20														1448-72.4
1954-55	26	794-2164	.367			707-982	.720	1422	54.6	522					2295-88.3
	26	756-2059	.367			539-826	.653	1061	40.8	578					2051-78.9
1955-56	25	667-1648	.405			689-947	.728	1129	45.1	497					2023-80.9
	25	710-1703	.417			494-799	.618	1188	47.5	554					1914-76.5
1956-57	26	704-1862	.378			543-799	.680	1091	42.0	496					1951-75.1
	26	763-1981	.385			545-805	.677	1246	47.9	482					2061-79.3
1957-58	25	621-1853	.335			447-622	.719	1247	49.9	494					1689-67.6
	25	697-1766	.395			454-689	.659	1352	54.1	448					1848-73.9
1958-59	23	667-1758	.379			436-646	.675	1195	52.0	486					1770-77.0
	23	698-1684	.415			479-699	.685	1312	57.1	455					1875-81.5
1959-60	25	730-1883	.388			468-713	.656	1305	52.2	547					1928-77.1
	25	719-1683	.427			512-783	.654	1328	53.1	505					1950-78.0
1960-61	24	672-1467	.458			442-634	.697	1054	43.9	451		NA			1786-74.4
	24	629-1501	.419			411-629	.653	1023	42.6	467					1669-69.5
1961-62	23	709-1386	.512			363-525	.691	897	39.0	383	NA				1781-77.4
	23	615-1458	.422			337-482	.699	930	40.4	430			NA	NA	1567-68.1
1962-63	25	707-1513	.467			330-517	.638	1047	41.9	488			NA		1744-69.8
	25	599-1434	.418			482-678	.717	977	39.1	421					1680-67.2
1963-64	28														1835-65.5
	28														1838-65.6
1964-65	26	697-1574	.443			425-593	.717	1058	40.7	520					1819-70.0
	26	629-1444	.436			505-704	.717	1001	38.5	490					1763-67.8
1965-66	26	696-1588	.438			505-720	.701	1109	42.7	553					1897-73.0
	26	647-1462	.443			483-714	.677	991	38.1	542					1777-68.4
1966-67	26	721-1596	.452	NA	NA	402-581	.692	1037	39.9	533					1844-70.9
	26	725-1634	.444			486-702	.692	1200	46.2	455					1936-75.5
1967-68	27	956-1960	.488			526-722	.729	1388	51.4	561					2438-90.3
	27	793-1911	.415			532-736	.723	1134	42.0	534					2118-78.4
1968-69	26	925-1965	.471			412-633	.651	1336	51.4	436					2260-86.9
	26	774-1708	.453			498-688	.724	1039	40.0	308					2056-79.1
1969-70	26	939-1950	.482			507-705	.719	1209	46.5	517	411				2385-91.7
	26	743-1837	.405			469-687	.683	1312	50.5	508	296				1955-75.2
1970-71	26	990-2082	.476			400-592	.676	1388	53.4	462	499				2380-91.5
	26	842-1943	.433			401-612	.655	1208	46.5	534	384				2085-80.2
1971-72	33	1110-2372	.468			561-800	.701	1608	48.7	564	634				2781-84.3
	33	904-2153	.420			478-722	.662	1386	42.0	597	470				2286-69.3
1972-73	26	938-1886	.497			244-401	.609	1250	48.1	452	513				2120-81.5
	26	779-1817	.429			302-427	.707	1022	39.3	443	367				1860-71.5
1973-74	26	971-2055	.473			347-491	.707	1230	47.3	509	436	478			2289-88.0
	26	856-1903	.450			333-487	.684	1100	42.3	544	342	539			2045-78.7
1974-75	26	932-1858	.502			294-456	.645	1099	42.3	517	425	472			2158-83.0
	26	766-1732	.442			330-474	.695	1019	39.2	521	335	548			1862-71.6
1975-76	27	956-1949	.491			350-507	.690	1168	43.3	585	459	462			2264-83.9
	27	751-1668	.450			360-540	.667	980	36.3	538	361	552			1862-69.0
1976-77	27	945-1888	.501			361-547	.660	1058	39.2	580	439	489			2251-83.4
	27	839-1735	.484			405-563	.719	1029	38.1	559	381	547			2083-77.2
1977-78	29	986-1957	.504			444-683	.650	1161	40.0	576	408	451	67	276	2416-83.3
	29	861-1875	.459			368-532	.692	1045	36.0	621	282	544	75	191	2090-72.1
1978-79	29	882-1728	.510			461-672	.686	1022	35.2	637	379	407	61	223	2225-76.7
	29	829-1656	.501			476-674	.706	889	30.7	626	316	512	84	193	2134-73.6
1979-80	31	964-1811	.532			529-772	.685	1021	32.9	556	471	496	90	204	2461-79.4
	31	968-1942	.499			383-559	.685	1018	32.8	669	405	499	99	234	2319-74.8
1980-81	28	772-1578	.489			525-766	.685	1028	36.7	603	287	402	98	190	2069-73.9
	28	770-1675	.460			457-654	.699	956	34.1	661	323	424	72	208	1993-71.2
1981-82	28	850-1740	.489			368-548	.672	967	34.5	570	328	484	45	210	2068-73.9
	28	851-1662	.512			418-623	.671	936	33.4	540	407	452	84	191	2120-75.7
1982-83	28	826-1716	.481			470-653	.720	958	34.2	602	353	448	43	237	2122-75.8
	28	845-1665	.508			473-656	.721	954	34.1	597	374	481	73	182	2163-77.3
1983-84	31	936-1769	.529			426-630	.676	999	32.2	569	534	477	105	261	2298-74.1
	31	867-1837	.472			395-602	.656	1025	33.1	587	440	487	59	208	2129-68.8
1984-85	30	935-1877	.498			432-646	.669	1101	36.7	564	484	416	124	266	2302-76.7
	30	860-1854	.464			434-633	.686	1075	35.8	600	374	438	71	186	2154-71.8
1985-86	29	945-1858	.509			414-593	.698	980	33.8	568	461	519	97	228	2304-79.5
	29	950-1899	.500			457-632	.723	1088	37.5	559	457	508	72	187	2357-81.3
1986-87	30	942-1940	.486	178-428	.416	448-638	.702	1161	38.7	589	381	436	88	159	2510-83.7
	30	899-2026	.444	118-295	.400	435-632	.688	1153	38.4	598	330	426	93	153	2351-78.4
1987-88	30	943-1857	.508	154-352	.438	488-715	.683	1147	38.2	571	401	430	69	214	2528-84.3
	30	865-1861	.465	138-401	.344	422-595	.709	957	31.9	627	365	450	94	193	2285-76.2
1988-89	30	999-1980	.505	181-474	.382	560-770	.727	1116	37.2	557	411	419	71	251	2739-91.3
	30	957-1989	.481	141-385	.366	367-541	.678	1096	36.5	672	408	502	72	188	2422-80.7

YEAR-BY-YEAR TEAM STATISTICS

Year	G	FGM-FGA	Pct.	3FGM-3FGA	Pct.	FTM-FTA	Pct.	O-D-REB	Avg.	PF	AST	TO	BL	ST	PTS-Avg.
1989-90	31	882-1886	.468	117-343	.341	495-700	.707	410-632-1123	36.2	559	389	513	96	256	2376-76.7
	31	909-1903	.478	122-363	.336	401-570	.704	350-583-1048	33.8	620	486	481	100	206	2341-75.5
1990-91	32	924-2001	.462	147-446	.330	542-809	.670	453-725-1261	39.4	622	440	492	152	275	2537-79.3
	32	883-1995	.443	171-476	.359	492-703	.700	413-642-1161	36.3	652	441	502	93	231	2429-75.9
1991-92	32	954-1970	.484	170-491	.346	487-734	.664	396-699-1194	38.5	595	469	482	145	290	2565-82.7
	32	859-1927	.446	213-558	.382	469-677	.693	371-649-1145	36.9	590	447	518	99	223	2400-77.4
1992-93	35	1145-2315	.495	187-564	.332	543-807	.673	460-784-1376	39.3	606	584	554	210	322	3020-86.3
	35	1170-2392	.450	220-587	.375	414-631	.656	551-790-1341	38.3	669	563	581	102	257	2788-79.7
1993-94	27	760-1713	.444	166-520	.319	392-598	.656	378-606-1076	39.9	514	377	431	110	231	2078-77.0
	27	714-1643	.435	169-468	.361	423-637	.664	382-632-1014	37.6	501	433	442	111	203	2020-74.8
1994-95	27	745-1679	.444	211-588	.359	326-486	.671	377-600-1036	38.4	515	386	440	167	186	2027-75.1
	27	714-1630	.438	166-438	.379	419-588	.713	376-589-965	35.7	468	355	379	68	202	2013-74.6
1995-96	27	727-1650	.441	175-506	.346	404-620	.652	359-560-1002	37.1	508	396	361	122	236	2033-75.3
	27	687-1554	.442	190-529	.359	409-604	.677	365-631-996	36.9	549	361	426	82	195	1973-73.1
1996-97	32	866-1928	.449	195-558	.349	421-656	.642	386-716-1206	37.7	601	492	439	142	280	2348-73.4
	32	758-1896	.400	172-538	.320	448-687	.652	475-715-1190	37.2	567	360	485	118	200	2136-66.8
1997-98	32	836-1830	.457	129-438	.295	486-731	.665	381-762-1240	38.8	631	461	543	165	237	2287-71.5
	32	766-1881	.407	179-569	.315	507-731	.694	406-674-1080	33.8	632	373	464	115	296	2218-69.3
1998-99	30	765-1721	.445	178-525	.339	410-621	.660	318-575-967	32.2	599	447	472	86	264	2118-70.6
	30	766-1663	.461	199-554	.359	469-705	.665	393-678-1071	35.7	566	429	523	121	241	2200-73.3
1999-00	29	656-1591	.412	175-490	.357	387-566	.684	319-655-1075	37.1	483	352	449	120	153	1874-64.6
	29	750-1758	.427	194-535	.363	342-536	.638	395-648-1043	36.0	509	404	341	128	238	2036-70.2
2000-01	30	742-1739	.427	148-464	.319	453-675	.671	396-701-1097	36.6	600	389	448	103	186	2085-69.5
	30	795-1756	.453	219-515	.395	479-688	.696	364-697-1061	35.4	580	420	389	131	226	2288-76.3
2001-02	29	759-1765	.430	169-503	.336	395-602	.656	450-676-1126	38.8	537	382	476	102	222	2082-71.8
	29	753-1709	.441	223-612	.364	417-589	.708	361-655-1016	35.0	573	429	461	122	247	2146-74.0
2002-03	29	748-1662	.432	186-559	.333	352-524	.672	308-696-1004	34.6	550	404	432	130	273	1974-68.1
	29	650-1662	.391	209-618	.338	421-571	.737	364-705-1069	36.9	531	388	473	93	200	1930-66.6
2003-04	33	815-1860	.438	296-788	.376	433-631	.686	387-805-1192	36.1	627	493	519	124	291	2359-71.5
	33	739-1844	.401	245-762	.322	425-645	.659	401-752-1153	34.9	611	408	538	95	231	2148-65.1
2004-05	31	756-1671	.452	200-557	.359	416-626	.665	309-719-1028	33.2	601	394	496	100	216	2128-68.6
	31	746-1736	.430	229-677	.338	449-667	.673	368-702-1070	34.5	599	402	454	97	251	2170-70.0
2005-06	30	806-1681	.479	184-490	.376	506-719	.704	338-681-1091	34.0	564	409	482	72	262	2302-76.7
	30	718-1666	.431	225-633	.355	416-576	.722	335-631-966	32.2	625	384	545	83	204	2077-69.2

FSU INDIVIDUAL RECORDS IN ACC GAMES

Points

37, Ron Hale at Wake Forest, Jan. 4, 2000
 37, Al Thornton at Boston College, Jan. 14, 2006
 37, Al Thornton at Duke, Feb. 4, 2006
 35, Bob Sura at Duke, Jan. 22, 1994
 34, Sam Cassell at Wake Forest, Jan. 11, 1992
 34, Bob Sura at Maryland, Feb. 13, 1993
 33, Tim Pickett vs. Georgia Tech, Feb. 3, 2004
 31, Bob Sura vs. NC State, Feb. 16, 1994
 31, Ron Hale vs. Clemson, Jan. 12, 1999
 30, Sam Cassell at Clemson, Jan. 20, 1993
 30, Bob Sura vs. Virginia, Jan. 4, 1995
 30, Tim Pickett vs. North Carolina, Jan. 22, 2004
 30, Von Wafer vs. Wake Forest, Jan. 18, 2005
 29, Bob Sura at Duke, Feb. 24, 1993

Field Goals Made

17, Al Thornton at Duke, Feb. 4, 2006
 15, Al Thornton at Boston College, Jan. 14, 2006
 14, Sam Cassell at Maryland, Feb. 5, 1992
 14, Bob Sura at Duke, Jan. 22, 1994
 13, Sam Cassell at Wake Forest, Jan. 11, 1992
 13, Bob Sura at Maryland, Feb. 13, 1993
 13, Corey Louis at North Carolina, Jan. 25, 1995
 12, Sam Cassell at Clemson, Jan. 20, 1993
 12, Bob Sura vs. NC State, Feb. 16, 1994
 11, Doug Edwards vs. Maryland, Jan. 13, 1993
 11, Doug Edwards vs. Virginia, Feb. 8, 1993
 11, Chuck Graham at North Carolina, Jan. 26, 1994
 11, Ron Hale at Wake Forest, Jan. 4, 2000
 11, Damous Anderson at Georgia Tech, Feb. 21, 2000
 11, Monte Cummings at North Carolina, Feb. 17, 2002
 11, Tim Pickett at Wake Forest, Jan. 26, 2003

Field Goals Attempted

32, Al Thornton at Duke, Feb. 4, 2006
 27, Bob Sura at Duke, Jan. 22, 1994
 24, Sam Cassell at Wake Forest, Jan. 11, 1992
 24, Bob Sura at Maryland, Feb. 13, 1993
 24, Bob Sura at Wake Forest, Jan. 7, 1995
 23, Sam Cassell at Maryland, Feb. 5, 1992
 23, James Collins vs. Maryland, Jan. 10, 1995
 22, Bob Sura vs. Clemson, Feb. 20, 1993
 21, Sam Cassell vs. Virginia, Jan. 4, 1999
 21, Ron Hale vs. NC State, Jan. 23, 1999

Field Goal Percentage

(Minimum 5 FGM)

1.000, Rodney Dobard (6-6) at Georgia Tech, Jan. 23, 1992
 1.000, Kirk Luchman (6-6) vs. Georgia Tech, Feb. 28, 1996
 1.000, Monte Cummings (6-6) at Georgia Tech, Jan. 27, 2001
 1.000, Mike Mathews (6-6) vs. Wake Forest, Feb. 10, 2001
 .909, Doug Edwards (10-11) vs. NC State, March 13, 1992
 .889, Terrell Baker (8-9) vs. NC State, Jan. 28, 1998
 .875, Rodney Dobard (7-8) vs. NC State, Jan. 25, 1992
 .875, Bob Sura (7-8) vs. NC State, Jan. 16, 1993
 .875, Corey Louis (7-8) vs. Clemson, Jan. 11, 1997
 .857, Rodney Dobard (6-7) at Maryland, Jan. 18, 1992
 .857, Sam Cassell (12-14) at Clemson, Jan. 20, 1993
 .857, Delvon Arrington (6-7) vs. Georgia Tech, Feb. 11, 1999
 .818, Rodney Dobard (9-11) vs. Wake Forest, Feb. 10, 1993

3-Pointers Made

7, Andrew Wilson at North Carolina, Feb. 22, 2004
 7, Von Wafer vs. Wake Forest, Jan. 18, 2005
 7, Andrew Wilson vs. Virginia, Feb. 18, 2006
 6, Sam Cassell at Wake Forest, Jan. 11, 1992
 6, Sam Cassell vs. Georgia Tech, Feb. 15, 1992
 6, Sam Cassell at Clemson, Jan. 20, 1993
 6, Tim Pickett at Virginia, Jan. 29, 2003
 6, Tim Pickett vs. Virginia, March 1, 2003
 6, Tim Pickett vs. Georgia Tech, Feb. 3, 2004
 6, Tim Pickett vs. Duke, Feb. 29, 2004
 6, Tim Pickett vs. NC State, March 12, 2004
 5, Chuck Graham vs. North Carolina, Feb. 27, 1992
 5, Sam Cassell vs. North Carolina, Feb. 27, 1992
 5, Bob Sura at Wake Forest, Feb. 10, 1994
 5, Chuck Graham at Wake Forest, Feb. 10, 1994
 5, Chuck Graham at North Carolina, Feb. 26, 1994
 5, James Collins vs. Clemson, Jan. 17, 1996
 5, James Collins at Clemson, Feb. 17, 1996
 5, James Collins at North Carolina, Feb. 24, 1996
 5, Geoff Brower at North Carolina, Feb. 24, 1996
 5, James Collins vs. Wake Forest, March 7, 1997
 5, Adrian Crawford at Virginia, Dec. 1, 1998
 5, Von Wafer at Miami (Fla.), Jan. 15, 2003
 5, Von Wafer at NC State, Jan. 26, 2005

3-Pointers Attempted

13, James Collins at Clemson, Feb. 17, 1996
 13, Tim Pickett at North Carolina, Feb. 22, 2004
 12, Sam Cassell at North Carolina, Jan. 27, 1993
 12, Bob Sura vs. North Carolina, Feb. 27, 1993
 12, James Collins vs. Wake Forest, Jan. 6, 1996
 12, James Collins vs. Clemson, Jan. 11, 1997
 12, Tim Pickett vs. Duke, Feb. 29, 2004
 12, Von Wafer vs. Wake Forest, Jan. 18, 2005
 11, Sam Cassell at Wake Forest, Jan. 11, 1992
 11, Bob Sura vs. Maryland, Jan. 10, 1995
 11, James Collins vs. Maryland, Jan. 10, 1995
 11, Tim Pickett at Georgia Tech, Jan. 14, 2003
 11, Tim Pickett at Wake Forest, Jan. 26, 2003
 11, Tim Pickett vs. Virginia, March 1, 2003
 11, Tim Pickett at Clemson, Jan. 13, 2004
 11, Andrew Wilson vs. Virginia, Feb. 18, 2006

FSU INDIVIDUAL RECORDS IN ACC GAMES

3-Point Percentage

(Minimum 3 FGM)

1.000, Sam Cassell (6-6) at Clemson, Jan. 20, 1993
 1.000, Geoff Brower (5-5) at North Carolina, Feb. 24, 1996
 1.000, Adrian Crawford (4-4) vs. Wake Forest, Jan. 20, 1999
 1.000, Delvon Arrington (3-3) at Virginia, Jan. 16, 2001
 1.000, Adrian Crawford (4-4) at North Carolina, Feb. 22, 2001
 1.000, Michael Joiner (3-3) vs. Virginia, March 1, 2003
 .833, Chuck Graham (5-6) at North Carolina, Feb. 26, 1994
 .800, Kerry Thompson (4-5) vs. Virginia, Jan. 8, 1997
 .800, Ron Hale (4-5) at Wake Forest, Jan. 4, 2000
 .800, Damos Anderson (4-5) at North Carolina, Jan. 22, 2000
 .750, Bob Sura (3-4) vs. NC State, Jan. 16, 1993
 .750, Terrell Baker (3-4) at NC State, Jan. 3, 1998
 .750, Terrell Baker (3-4) at Maryland, Jan. 7, 1998
 .750, Ron Hale (3-4) vs. Clemson, Jan. 12, 1999
 .750, Delvon Arrington (3-4) vs. Georgia Tech, March 2, 2002

Free Throws Made

15, Al Thornton vs. Duke, March 1, 2006
 14, Doug Edwards vs. Clemson, Feb. 8, 1992
 11, Doug Edwards at NC State, Feb. 10, 1992
 11, Ron Hale at Wake Forest, Jan. 4, 2000
 11, Tim Pickett vs. North Carolina, Jan. 22, 2004
 10, Sam Cassell vs. Clemson, Feb. 20, 1993
 10, Scott Shepard vs. Maryland, Feb. 10, 1996
 10, James Collins at Maryland, March 4, 1996
 10, Ron Hale vs. Maryland, Feb. 29, 1997
 10, Monte Cummings vs. Georgia Tech, March 2, 2002
 10, Anthony Richardson at Georgia Tech, Jan. 14, 2003
 10, Alexander Johnson vs. Duke, March 1, 2006
 10, Alexander Johnson vs. Clemson, Feb. 1, 2006
 9, Bob Sura vs. Virginia, Feb. 8, 1993
 9, Doug Edwards at Maryland, Feb. 13, 1993
 9, Bob Sura at Duke, Feb. 24, 1993
 9, Bob Sura vs. Virginia, Jan. 4, 1995
 9, Bob Sura vs. NC State, Jan. 15, 1995
 9, Ron Hale vs. Georgia Tech, Feb. 11, 1999
 9, Alexander Johnson vs. Clemson, Jan. 12, 2005

Free Throws Attempted

16, Al Thornton vs. Duke, March 1, 2006
 15, Ron Hale vs. Maryland, Feb. 29, 1997
 14, Doug Edwards vs. Clemson, Feb. 8, 1992
 14, Doug Edwards at Maryland, Feb. 13, 1993
 13, Bob Sura vs. Virginia, Feb. 8, 1993
 13, Bob Sura vs. Maryland, Feb. 12, 1994
 13, Tim Pickett vs. North Carolina, Jan. 22, 2004
 13, Alexander Johnson vs. Duke, March 1, 2006
 12, Doug Edwards at NC State, Feb. 10, 1992
 12, Bob Sura vs. NC State, March 13, 1992
 12, Bob Sura vs. NC State, Jan. 15, 1995
 12, Ron Hale at Wake Forest, Jan. 4, 2000
 11, Bob Sura at Virginia, Jan. 6, 1993
 11, Sam Cassell vs. Clemson, Feb. 20, 1993
 11, Bob Sura at Duke, Feb. 24, 1993
 11, Nigel Dixon vs. Virginia, Feb. 20, 2002
 11, Monte Cummings vs. Georgia Tech, March 2, 2002
 11, Alexander Johnson vs. Clemson, Jan. 12, 2005
 11, Von Wafer vs. Georgia Tech, Feb. 20, 2005

Free Throw Percentage

(Minimum 7 FTM)

1.000, Doug Edwards (14-14) vs. Clemson, Feb. 8, 1992
 1.000, Randell Jackson (7-7) vs. Virginia, Feb. 28, 1998
 1.000, Ron Hale (8-8) vs. NC State, Jan. 23, 1999
 1.000, Ron Hale (7-7) at Maryland, Jan. 27, 1999
 1.000, Ron Hale (9-9) vs. Georgia Tech, Feb. 11, 1999
 1.000, Antwan Dixon (8-8) vs. Virginia, Feb. 26, 2000
 1.000, Anthony Richardson (10-10) at Georgia Tech, Jan. 14, 2003
 1.000, Tim Pickett (8-8) vs. Virginia, March 1, 2003
 1.000, Tim Pickett (7-7) vs. Georgia Tech, Feb. 3, 2004
 1.000, Alexander Johnson (7-7) vs. Virginia, Feb. 18, 2006

Offensive Rebounds

8, Corey Louis at Virginia, Feb. 4, 1995
 7, Doug Edwards at Virginia, Jan. 6, 1993
 7, Doug Edwards vs. Duke, Jan. 24, 1993
 7, Doug Edwards at North Carolina, Jan. 27, 1993
 7, Doug Edwards vs. NC State, Feb. 10, 1993
 7, Doug Edwards vs. Clemson, March 12, 1993
 7, Corey Louis vs. Clemson, Feb. 18, 1995
 7, Kirk Luchman at Wake Forest, Jan. 25, 1997
 7, Ron Hale vs. NC State, Jan. 23, 1999
 7, Michael Joiner at NC State, Feb. 25, 2001
 7, Nigel Dixon vs. Georgia Tech, March 2, 2002
 7, Al Thornton at Maryland, Dec. 19, 2004
 7, Al Thornton vs. Duke, Feb. 4, 2006
 6, Doug Edwards vs. Georgia Tech, Jan. 31, 1993
 6, Randell Jackson at Georgia Tech, Jan. 15, 1997
 6, Nigel Dixon vs. Duke, Jan. 6, 2002
 6, Nigel Dixon vs. Maryland, Feb. 27, 2002

Defensive Rebounds

12, Rodney Dobard at North Carolina, Dec. 15, 1991
 12, Michael Joiner at Wake Forest, Jan. 9, 2001
 11, Bob Sura vs. NC State, Jan. 15, 1995
 11, Tim Pickett vs. North Carolina, Dec. 22, 2002
 10, Oliver Simmons at NC State, Feb. 2, 2000
 10, Tim Pickett at Duke, Jan. 29, 2004
 10, Adam Waleskowski at Maryland, Dec. 19, 2004
 10, Alexander Johnson vs. Virginia, Feb. 18, 2006
 9, Doug Edwards at Georgia Tech, Jan. 23, 1992
 9, Bob Sura vs. Maryland, Jan. 10, 1995
 9, Kirk Luchman vs. Wake Forest, March 1, 1997
 9, Corey Louis at Virginia, Feb. 4, 1998
 9, Delvon Arrington at Maryland, Feb. 14, 2001
 9, Delvon Arrington vs. Georgia Tech, Feb. 28, 2001
 9, Tim Pickett at Virginia, Jan. 18, 2004
 9, Tim Pickett at North Carolina, Feb. 22, 2004
 8, Doug Edwards vs. Virginia, Feb. 8, 1993
 8, Doug Edwards vs. Maryland, Feb. 13, 1993
 8, Doug Edwards vs. Clemson, March 12, 1993
 8, Delvon Arrington at Clemson, Feb. 12, 2000
 8, Tim Pickett vs. Duke, Feb. 2, 2003
 8, Tim Pickett vs. Virginia, March 1, 2003
 8, Alexander Johnson at Virginia, Feb. 9, 2005
 8, Al Thornton vs. Duke, Feb. 4, 2006

Total Rebounds

17, Michael Joiner at Wake Forest, Jan. 9, 2001
 15, Rodney Dobard at Maryland, Jan. 18, 1992
 15, Doug Edwards vs. Clemson, March 12, 1993
 15, Al Thornton at Duke, Feb. 4, 2006
 14, Adam Waleskowski at Maryland, Dec. 19, 2004
 13, Doug Edwards at Maryland, Jan. 18, 1992
 13, Doug Edwards vs. Maryland, Feb. 5, 1992
 13, Bob Sura at Virginia, Feb. 4, 1995
 13, Al Thornton at Maryland, Dec. 19, 2004
 13, Alexander Johnson vs. Virginia, Feb. 18, 2006
 13, Alexander Johnson vs. Duke, March 1, 2006
 13, Al Thornton vs. Miami, March 5, 2006
 12, Rodney Dobard at North Carolina, Dec. 15, 1991
 12, Doug Edwards vs. Virginia, Jan. 4, 1992
 12, Rodney Dobard vs. Maryland, Feb. 5, 1992
 12, Doug Edwards vs. North Carolina, Feb. 27, 1992
 12, Bob Sura vs. NC State, Jan. 15, 1995
 12, Corey Louis at Virginia, Feb. 4, 1995
 12, Randell Jackson vs. Wake Forest, March 1, 1997
 12, Nigel Dixon vs. Duke, Jan. 6, 2002

Assists


13, Delvon Arrington at Georgia Tech, Jan. 9, 1999
 12, Bob Sura vs. NC State, Jan. 15, 1995
 11, Charlie Ward at Georgia Tech, Jan. 23, 1992
 10, Charlie Ward vs. NC State, Jan. 16, 1993
 10, Kerry Thompson vs. North Carolina, Jan. 22, 1997
 10, Delvon Arrington at Georgia Tech, Jan. 19, 2000
 vs. Georgia Tech, Feb. 21, 2000
 vs. North Carolina, Feb. 23, 2000
 at Maryland, March 1, 2000
 vs. Duke, Jan. 6, 2002
 9, Sam Cassell at Virginia, Jan. 6, 1993
 9, Bob Sura at Wake Forest, Jan. 8, 1994
 9, Charlie Ward at Wake Forest, Feb. 10, 1994
 9, Kerry Thompson vs. Duke, Feb. 15, 1997
 9, Delvon Arrington vs. Georgia Tech, March 2, 2002
 9, Nate Johnson vs. Georgia Tech, Feb. 3, 2004
 9, Todd Galloway at Virginia, Feb. 9, 2005

Blocked Shots

9, Corey Louis vs. Maryland, Jan. 10, 1995
 7, Rodney Dobard vs. Maryland, Jan. 13, 1993
 7, Rodney Dobard at Wake Forest, Jan. 9, 1993
 6, Rodney Dobard at North Carolina, Jan. 27, 1993
 6, Rodney Dobard at NC State, Feb. 17, 1993
 6, Randell Jackson vs. Virginia, Feb. 28, 1998
 6, David Anderson vs. Duke, Jan. 21, 2000
 6, Delvon Arrington at Georgia Tech, Jan. 27, 2001
 5, Rodney Dobard at Duke, Feb. 24, 1993
 5, Randell Jackson vs. Wake Forest, Jan. 6, 1996
 5, Corey Louis vs. North Carolina, Jan. 24, 1996
 5, Corey Louis vs. Maryland, Feb. 10, 1996
 5, Karim Shabazz at Virginia, Dec. 1, 1998
 5, Mike Mathews vs. Virginia, Feb. 17, 2001
 5, Anthony Richardson vs. Georgia Tech, Feb. 15, 2003
 5, Alexander Johnson vs. Virginia, Feb. 18, 2006

Steals

9, Bob Sura at Georgia Tech, March 2, 1995
 8, Charlie Ward at Wake Forest, Jan. 11, 1992
 7, Delvon Arrington at Clemson, Feb. 23, 2002
 6, Charlie Ward vs. Clemson, Feb. 8, 1992
 6, James Collins vs. NC State, Feb. 14, 1996
 6, Kerry Thompson vs. Maryland, Jan. 29, 1997
 6, Delvon Arrington at Georgia Tech, Jan. 27, 2001
 5, Charlie Ward at Clemson, Feb. 16, 1994
 5, Bob Sura vs. Duke, Jan. 21, 1995
 5, Kerry Thompson at NC State, Jan. 3, 1998
 5, Delvon Arrington at North Carolina, Jan. 22, 1999
 5, Delvon Arrington vs. Virginia, Jan. 30, 1999
 5, Delvon Arrington at North Carolina, Feb. 7, 1999
 5, Delvon Arrington at North Carolina, Jan. 22, 2000
 5, Tim Pickett at Georgia Tech, Jan. 14, 2003
 5, Tim Pickett at Wake Forest, Feb. 25, 2004
 5, Tim Pickett at Georgia Tech, March 6, 2004
 5, Isaiah Swann at Virginia Tech, Feb. 25, 2006



Ed Chatman was Florida State's third leading scorer during the 1978-79 season as he averaged 10.1 points scored per game. He also ranked second on the team with a single-season career-high 42 steals.