

REVIEW



2006-2007

2006-2007
REVIEW

2006-2007 REVIEW

SEMINOLES RAISE NATIONAL PROFILE WITH 22 VICTORIES, SECOND CONSECUTIVE NIT APPEARANCE AND THREE WINS OVER NATIONALLY RANKED TEAMS

2006-2007 FLORIDA STATE RESULTS

N12	1	McNeese State	W, 85-65
N13	1	Illinois State	W, 73-59
N14	1	Southern Methodist	W, 59-52
N19		New Orleans	W, 69-50
N24	2	at Pittsburgh	L, 66-88
N28	3	at Wisconsin	L, 66-81
D3		Florida	W, 70-66
D5		at Stetson	W, 82-63
D7		at Georgia State	W, 87-55
D10		SE Louisiana	W, 88-62
D18		High Point	W, 81-64
D21		Coastal Carolina	W, 78-65
D23		Saint Peter's	W, 76-63
D29	4	Providence	W, 92-62
J3	*	Clemson	L, 66-68
J7	*	at North Carolina	L, 58-84
J13	*	at Georgia Tech	L, 80-88
J17	*	Virginia Tech	W, 82-73
J20	*	Miami	W, 86-67
J23	*	at Boston College	L, 82-85
J27	*	Wake Forest	W, 74-66
J30	*	Maryland	W, 96-79
F4	*	at Duke	W, 68-67
F7	*	at Clemson	L, 58-71
F11	*	Boston College	L, 67-68
F13	*	Georgia Tech	L, 57-63
F17	*	at Virginia	L, 70-73
F21	*	at Maryland	L, 55-73
F24	*	NC State	W, 78-52
M3	*	at Miami	W, 98-90 (ot)
M8	5	Clemson	W, 67-66
M9	5	North Carolina	L, 58-73
M13	6	Toledo	W, 77-61
M15	6	Michigan	W, 87-66
M20	7	at Mississippi State	L, 71-86

- 1-Colonial Classic at Tallahassee, Fla.
 2-Colonial Classic at Pittsburgh, Pa.
 3-ACC/Big Ten Challenge at Madison, Wisc.
 4-game played at Tampa, Fla.
 *-denotes ACC game
 5-ACC Tournament at Tampa, Fla.
 6-NIT game at Tallahassee, Fla.
 7-NIT game at Starkville, Miss.

Games in **bold** were played at the Donald L. Tucker Center in Tallahassee.

2006-2007 ACC STANDINGS

Team	ACC			Overall		
	W	L	Pct.	W	L	Pct.
North Carolina	11	5	.688	31	7	.816
Virginia	11	5	.688	21	11	.656
Maryland	10	6	.625	25	9	.735
Virginia Tech	10	6	.625	22	12	.647
Boston College	10	6	.625	21	12	.636
Duke	8	8	.500	22	11	.667
Georgia Tech	8	8	.500	20	12	.625
Clemson	7	9	.438	25	11	.694
Florida State	7	9	.438	22	13	.629
NC State	5	11	.313	20	16	.556
Wake Forest	5	11	.313	15	16	.484
Miami	4	12	.250	12	20	.375


"Al Thornton — he's one of the best all-around players in all of college basketball."

Larry Conley
 ESPN, March 13, 2007

FLORIDA STATE MAKES SECOND CONSECUTIVE POSTSEASON APPEARANCE

Florida State continued to raise its national profile as the Seminoles won 22 games, advanced to the quarterfinal round of the NIT, defeated three nationally ranked teams, won four games over teams that played in the NCAA Tournament and were treated to the play of All-America Third-Team selection Al Thornton in one of the most successful seasons in the last decade for the program. The Seminoles advanced to the third round of the NIT with victories over Toledo and Michigan to mark the second consecutive season they had won at least one game in the NIT. The Seminoles defeated No. 4 ranked Florida (Dec. 3, 2006; 70-66) to gain a win over the eventual national champion; defeated No. 23 Virginia Tech (Jan. 17, 2007; 82-73) to gain a victory over a ranked team at home for the sixth consecutive season and beat No. 8 Duke (Feb. 4, 2007, 68-67) for the first win in program history in Cameron Indoor Stadium. Senior forward Al Thornton earned All-America Third-Team and All-ACC First-Team honors and finished as the runner-up for the prestigious title of ACC Player of the Year. The Seminoles finished with a 22-13 record and a 7-9 record in conference play (tied for eighth place).

Leonard Hamilton led Florida State to 22 victories and to the quarterfinal round of the NIT during the 2006-07 season.



THORNTON EARNS ALL-AMERICA AND ALL-ACC HONORS

Senior Forward Al Thornton earned All-America Third-Team honors from the Associated Press and was an All-ACC First-Team selection and the runner-up finisher in the ACC Player of the Year balloting. He averaged a career-high 19.7 points and a career-high 7.2 rebounds as he became the first Seminole to lead the ACC in scoring since Bob Sura during the 1993-94 season. He scored a near school-record 690 and fell only 53 points shy of breaking the school record of 742 points by Jim Oler during the 1955-56 season. He scored in double figures in each of his 35 games during his senior season and became the first Seminole player since Sam Cassell during the 1992-93 season to score in double figures in each game of a given season.

LEONARD HAMILTON'S CAREER RECORD

School	W	L	Pct.	Years
at Oklahoma State	56	63	.471	1987-90
at Miami	144	147	.495	1991-00
at Florida State	87	71	.551	2002-Pr.
Career	287	281	.505	1987-Pr.

2006-2007 REVIEW



Florida State has built a significant home court advantage at the Donald L. Tucker Center — the Seminoles were a perfect 11-0 in non-conference games during the 2006-07 season.

FLORIDA STATE FINISHES WITH 22 VICTORIES IN 2006-07 SEASON

Florida State finished the 2006-07 season with a 22-13 record. The Seminoles earned 22 victories while playing one of the nation's top-25 ranked schedules — a total that finished tied for the fifth-highest single-season victory total in school history. Florida State averages 17.4 victories a season under Leonard Hamilton and has won 20 games in consecutive seasons for the first time since the 1991-92 and 1992-93 seasons when they earned 22 and 25 wins respectively, advancing deep into the NCAA Tournament in both seasons.

SEMINOLES LEAD ACC/ RANK NINTH NATIONALLY IN FREE THROW PCT.

Florida State led the ACC and finished ninth nationally with a program-record .758 free throw shooting percentage. Florida State has been ranked among the nation's leaders throughout the season and was ranked No. 1 for two weeks during the month of February.

SEMINOLES' ALL-TIME TOP VICTORIES LIST

Rank	Wins	Season	Notes
1.	27	1971-72	Advanced to NCAA Championship game against UCLA
2.	25	1992-93	Advanced to Elite Eight of NCAA Tournament
T3.	23	1969-70	All-American Dave Cowens averaged 17.8 ppg and 17.2 rpg
T3.	23	1977-78	Advanced to NCAA Tournament under Hugh Durham
T5.	22	2006-07	Advanced to Quarterfinal Round of NIT
T5.	22	1954-55	Advanced to Fourth Round of NAIB National Tournament
T5.	22	1979-80	Advanced to Second Round of NCAA Tournament
T5.	22	1988-89	Advanced to NCAA Tournament under Pat Kennedy
T5.	22	1991-92	Advanced to Sweet 16 of NCAA Tournament

FLORIDA STATE MEN'S BASKETBALL IN THE NATIONAL POLLS

Final USA Today/ESPN Poll

Rank	Team	Record
1.	Florida (31)	35-5
2.	Ohio State	35-4
3.	UCLA	30-6
4.	Georgetown	30-7
5.	Kansas	33-5
5.	North Carolina	31-7
7.	Memphis	33-4
8.	Oregon	29-8
9.	Texas A&M	27-7
10.	Pittsburgh	29-8
11.	Wisconsin	30-6
11.	Southern Illinois	29-7
13.	Butler	29-7
14.	UNLV	30-7
15.	USC	25-12
16.	Texas	25-10
17.	Washington State	26-8
18.	Tennessee	24-11
19.	Vanderbilt	22-12
20.	Louisville	24-10
21.	Nevada	29-5
22.	Winthrop	29-5
23.	Maryland	25-9
24.	Virginia	21-11
25	Virginia Tech	22-12

Final Associated Press

Rank	Team	Points
1.	Ohio State (71)	1,799
2.	Kansas (1)	1,718
3.	Florida	1,625
4.	North Carolina	1,526
5.	Memphis	1,491
6.	Wisconsin	1,406
7.	UCLA	1,394
8.	Georgetown	1,378
9.	Texas A&M	1,173
10.	Oregon	1,044
11.	Texas	1,042
12.	Pittsburgh	1,018
13.	Washington State	868
14.	Southern Illinois	860
15.	Nevada	820
16.	Louisville	756
17.	Notre Dame	522
18.	Maryland	484
19.	UNLV	483
20.	Marquette	403
21.	Butler	326
22.	Winthrop	245
23.	USC	168
24.	Brigham Young	162
25.	Tennessee	134



2006-2007 REVIEW

SEMINOLES IN THE POLLS/2006-2007

Week	AP	USA Today
Pre	RV — 30th	RV — 41st
Week 1	RV — 32nd	RV — 41st
Week 2	RV — 32nd	—
Week 3	RV — 39th	—
Week 4	RV — 34th	—
Week 5	RV — 33rd	RV — 40th
Week 6	RV — 32nd	RV — 40th
Week 7	RV — 29th	RV — 35th
Week 8	RV — 28th	RV — 34th
Week 9	—	—
Week 10	—	—
Week 11	RV — 48th	—
Week 12	—	—
Week 13	RV — 40th	RV — 36th
Week 14	—	—
Week 15	—	—
Week 16	—	—
Week 17	—	—
Week 18	—	—
Final	—	—

SEMINOLES LEAD ACC AND FINISH NINTH NATIONALLY IN FREE THROW PCT.

Florida State finished the 2006–07 season ranked **FIRST** in the ACC and **NINTH** in the NATION in free throw shooting percentage. The Seminoles finished with a school record and led the ACC in free throw shooting for the first time ever with their .7579 mark from the line.

FLORIDA STATE'S BLOCKED SHOTS


Florida State blocked 116 shots during the 2006–07 season. The Seminoles' blocked shots total was its highest since the 2003–04 season when the team earned 124.

FLORIDA STATE DEFEATS FLORIDA ON DECEMBER 3, 2006

Senior All-American Al Thornton scored 28 points, including two free throws with four seconds left, and Florida State upset No. 4 Florida 70–66 on Dec. 3, at the Donald L. Tucker Center in Tallahassee. Thornton scored 18 in the second half, missing just once from the floor. He finished 10-for-16 for the game and also had nine rebounds. The Seminoles led 36–31 at the half and built the lead to 55–41 before Walter Hodge's 3-pointer with 3:02 left got the Gators to 62–59. Hodge's shot capped an 18–7 Florida run. Hodge hit another from long range to cut it to 68–66 with 53.2 seconds left, but Florida State's Toney Douglas blocked a 3-point attempt by Taurean Green with four seconds left and Thornton was fouled as he picked up the loose ball. Green scored 21 and Hodge added 17 for Florida. Joakim Noah finished with 11 after scoring just two points in the first half. Isaiah Swann added 11 points for Florida State, which shot 46.6 percent and committed just 10 turnovers, compared to Florida's 19. A pair of Douglas baskets just 19 seconds apart ignited a 14–3 spurt that gave Florida State an 18–10 lead in the first half. The Seminoles' biggest lead in the half, 36–27, came on a Thornton dunk following an offensive rebound.

SEMINOLE BLOCK PARTY

Florida State blocked more shots during the 2006–07 season (116/3.3 bpg) than it did during the 2005–06 season (72/2.4 bpg).



SEMINOLES RANKED NINTH NATIONALLY

Rank	Team	FTM	FTA	Pct.	Notes
1.	Villanova	594	761	.7805	Big East Leader
2.	Utah State	492	631	.7797	WAC Leader
3.	California	419	540	.7759	Pac-10 Leader
4.	Oakland	546	711	.7679	Mid-Continent Leader
5.	Oregon	531	698	.7607	Pac-10 Second Place
6.	Wisconsin-GB	530	697	.7604	Horizon League Leader
7.	Butler	553	728	.7596	Horizon League Second Place
8.	Harvard	497	655	.7587	Ivy League Leader
9.	Florida State	498	657	.7579	ACC Leader

FLORIDA STATE'S TEAM TOTALS IN THE SEMINOLE RECORD BOOK...

- **Florida State** finished the 2006–07 season as it shot a school-record .7579 from the free throw line. The Seminoles ranked first in the ACC and ninth in the nation in the free throw shooting percentage category.
- **Florida State** made 237 3-point field goals and averaged 6.8 made shots from the bonusphere. The Seminoles' total from long range is the second-highest single-season total in school history. The total ranks second behind the 296 3-point field goals made by the 2003–04 Florida State team which advanced to the second round of the NIT.
- **Florida State** shot .380 from the 3-point line — the fifth-highest percentage from beyond the arc in school history. The school record for 3-point field goal percentage is .437 during the 1987–88 season when the Seminoles advanced to the first round of the NCAA Tournament.
- **Florida State** scored 2,607 points and averaged 74.5 points scored per game. The Seminoles' 2,607 points is the third-highest team point total in school history. The single-season school record for points scored is 3,020 during the 1992–93 season when the Seminoles advanced to the Elite Eight of the NCAA Tournament.

2006-2007 REVIEW

FLORIDA STATE DEFEATS DUKE ON FEB. 4, 2007

Senior All-American Al Thornton scored 21 points and Florida State stopped Duke cold in the final minute to seal a 68–67 victory over the eighth-ranked Blue Devils on Feb. 4 at Cameron Indoor Stadium in Durham. Toney Douglas added 15 points and Uche Echefu had 12 for the Seminoles who overcame a 17-point deficit to win their third straight game. Duke had two late chances after David McClure rebounded Douglas' miss with about 30 seconds left. The Blue Devils brought it downcourt and called timeout with 7.7 seconds left to set up their final play. DeMarcus Nelson inbounded the ball to Greg Paulus, who missed a layup. A jump ball was called on the rebound, and the possession arrow pointed toward Duke. Josh McRoberts took the inbound pass in the lane with about two seconds left, and his floater rimmed out. Nelson's put-back attempt bounced off the rim as time expired. Paulus finished with a career-high 23 points for Duke. Nelson scored 14 points and McRoberts added 12 for Duke, which held Florida State scoreless over the final 3:18 but couldn't hit the big shot in the final moments. The Seminoles opened up a six-point lead with about three minutes remaining when Ryan Reid's layup made it 68–62 before Duke rallied.

SEMINOLES ADVANCE TO QUARTERFINAL ROUND OF NIT

Florida State advanced to the quarterfinal round of the 2007 NIT with victories over Toledo and Michigan in Tallahassee and a loss on the road at Mississippi State. It marked the third time in the last four years under fifth-year head coach Leonard Hamilton that Florida State had played in a postseason tournament. Florida State's selection to play in the NIT marked the seventh time in the history of the program that the Seminoles played in the NIT. Florida State finished as the runner-up in the 1997 NIT when it defeated Syracuse, Michigan State, West Virginia and Connecticut on its way to the finals before falling to Michigan in the championship game. The Seminoles also appeared in the NIT during the 2004 season under Hamilton when it finished with a 1-1 record with a victory over Wichita State and a loss to Iowa State and in 2006 with a victory over Butler and an overtime loss at home against South Carolina. The Seminoles have an all-time record of 11-6 and a winning percentage of .647 percent in seven NIT appearances.

HAMILTON COACHES SEMINOLES TO 20 VICTORIES — AGAIN

Florida State won 20 games for the second consecutive season under head coach Leonard Hamilton with a 22-13 record during the 2006–07 season. It marked only the third time in the last 10 seasons that the Seminoles have won 20 or more games. It also marked the first time since the 1991–92 and 1992–93 seasons that Florida State has won 20 games in back-to-back seasons. The Seminoles were 22-10 in advancing to the NCAA Tournament Sweet 16 during the 1991–92 season and advanced to the NCAA Tournament Elite Eight with a 25-10 record during the 1992–93 season. Florida State averaged 20.0 victories per season in the last two years. The Seminoles averaged 17.4 wins per season through the first five years of the Hamilton era.

FLORIDA STATE CONTINUES TO BE TOUGH AT HOME UNDER HAMILTON


Florida State finished the 2006–07 season with a 16-3 record (.842 winning percentage) at home. The Seminoles were a perfect 11-0 in non-conference home games and were 5-3 in ACC games played in the Donald L. Tucker Center. Florida State earned victories over NCAA Tournament teams Florida (Dec. 3, 70–66), Virginia Tech (Jan. 17, 82–73) and Maryland (Jan. 30, 96–79) and wins over NIT teams NC State (Feb. 24, 78–52), Toledo (March 13, 77–61) and Michigan (March 15, 97–66) at home this season.

SEMINOLES AT HOME IN THE LAST TWO SEASONS

Florida State is 30-6 (.833 winning percentage) at home in the Donald L. Tucker Center during the 2005–06 and 2006–07 seasons.

FLORIDA STATE AT HOME UNDER HAMILTON

Florida State won 16 of its 19 home games of the 2006–07 season and has won 24 of its last 30 (.800 winning percentage) since defeating Virginia Tech at the Donald L. Tucker Center on Jan. 7, 2006. The Seminoles won seven of their final nine home games of the 2006–07 season with their only losses



Casaan Breeden was one of the Seminoles' top front court reserves during the 2006–07 season and will be an All-ACC Candidate before he graduates from Florida State following his senior season.

coming against NCAA Tournament teams Georgia Tech and Boston College. Included in that string of victories were wins over five ACC teams and two games during the NIT.

2006-2007 REVIEW

FLORIDA STATE AT HOME IN NON-CONFERENCE GAMES

Florida State was a perfect 11-0 in non-conference home games during the 2006-07 season and was a perfect 19-1 (.950 winning percentage) at home in non-conference games in the last two seasons. The Seminoles' only non-conference loss at home in the last two seasons came against South Carolina (March 21, 69-68 in overtime) in the second round of the 2006 NIT.

SEMINOLES SHOOT WELL FROM 3-POINT LINE

Led by junior Isaiah Swann's career- and team-high 68 3-point field goals, the Seminoles made 237 shots from the bonusphere during the 2006-07 season. The Seminoles' 237 3-point shots made rank as the second-highest single-season total in school history. Under fifth-year head coach Leonard Hamilton, the Seminoles have earned three of the top-five single-season 3-point field goals made seasons.

STEALING IS LEGAL UNDER HAMILTON


Florida State ranked fifth in the ACC with 276 steals and a 7.9 steals per game average. It marked the fifth consecutive season under head coach Leonard Hamilton that the Seminoles have earned 200 or more steals in a season. Florida State averages 8.3 steals per game in the 158 games of the Hamilton era at Florida State. The school record for steals in a season is 322 by the Seminoles' 1992-93 team that advanced to the NCAA Tournament Elite Eight. The Seminoles earned 12 steals in the ACC Tournament against North Carolina — the sixth time this season the Seminoles have earned 12 or more steals in a single game.

SEMINOLES AT HOME IN RECENT YEARS

Seasons	Record	Notable Wins
Last 2 Years	30-6 (.842 winning pct.)	79-74 over No. 1 Duke, March 6, 2006
Last 3 Years	39-13 (.750 winning pct.)	91-83 over No. 3 Wake Forest, Jan. 18, 2005
Last 4 Years	54-16 (.771 winning pct.)	90-81 over No. 7 North Carolina, Jan. 22, 2004

THORNTON EARNS ALL-AMERICA SECOND-TEAM HONORS

Al Thornton, who earned All-ACC First-Team honors and was the ACC Player of the Year runner-up, earned All-America Second-Team honors by *Sports Illustrated.com*. Thornton's All-America Second-Team selection made him the first Seminole since Ron King in 1972 to earn All-America honors higher than honorable mention status. King was an All-America First-Team selection by the Helms Foundation in leading the Seminoles to the 1972 NCAA Championship game. Thornton was joined on the All-America Second-Team by UCLA's Darren Collison, North Carolina's Tyler Hansbrough, Tennessee's Chris Lofton and Ohio State's Greg Oden.



THORNTON EARNS ALL-ACC FIRST TEAM HONORS

All-America Third-Team selection Al Thornton, who led the ACC in overall scoring with a career-high 19.7 points per game average and in conference games-only scoring with a career-high 23.5 points per game average, earned All-ACC First-Team honors in a vote by the Atlantic Coast Sports Media Association. Thornton became only the third player in Seminole basketball history to earn All-ACC First-Team honors and the second in the five-year tenure of Florida State head coach Leonard Hamilton. Thornton joined Bob Sura (1993-94) and Tim Pickett (2003-04) as All-ACC First-Team selections from Florida State. Thornton is a two-time All-ACC selection after earning All-ACC Second-Team honors as a junior during the 2005-06 season.

THORNTON EARNS ALL-DISTRICT HONORS FROM THE NABC

All America Third-Team and ACC First-Team selection Al Thornton was named to the Division I All-District 6 men's basketball team by the National Association of Basketball Coaches. It marked the second consecutive season Thornton has earned All-District 6 First-Team honors.


THORNTON ONE OF 22 ON WOODEN AWARD BALLOT

All-America Third-Team selection Al Thornton was one of 22 collegiate players on the final ballot for the John R. Wooden Player of the Year and All-America team. Thornton was joined by ACC players Jared Dudley of Boston College, Sean Singletary of Virginia and Tyler Hansbrough of North Carolina on the final ballot.

FLORIDA STATE'S TOP 3-POINT SHOOTING SEASONS

Rank	Season	3FGM	3FG Pct.	Notes
1.	2003-04	296	.376	Tim Pickett led with 110 3FGM
2.	2006-07	237	.380	Isaiah Swann led with 68 3FGM
3.	1994-95	211	.359	James Collins led with 72 3FGM
4.	2004-05	200	.359	Von Wafer led with 65 3FGM
5.	1996-97	195	.349	James Collins led with 75 3FGM

BASKETBALL



2006-2007 REVIEW

FLORIDA STATE MEN'S BASKETBALL BY THE NUMBERS

.921 All-America candidate and All-ACC First-Team selection Al Thornton scored in double figures in 58 of his final 63 games (.921 percent) during his junior and senior seasons.

1 Florida State shot a school-record .758 from the free throw line during the 2006-07 season.

2 Despite missing five games this season, sophomore Toney Douglas finished second on the team in total scoring with 380 and a 12.7 points per game average.

4 Florida State had four victories over teams that played in the 2007 NCAA Tournament. The Seminoles earned victories over Duke, Virginia Tech, Maryland and Florida — the No. 1 overall seed in the tournament.

7 Florida State played seven teams — Wisconsin, Florida, North Carolina, Pittsburgh, Maryland, Virginia and Virginia Tech — ranked in the final top 25 of the 2006-07 season in the ESPN/USA Today Poll.

21 Jason Rich scored in double figures in a career-high 21 games as a junior — he scored in double figures in 15 games as a sophomore and six games as a freshman.

22 Florida State was undefeated, 22-0, when it outscored its opponent during the 2006-07 season.

29 Junior Isaiah Swann has made at least one 3-point field goal in 29 of the Seminoles' 32 games in 2006-07.

35 All-America Third-Team selection Al Thornton scored in double figures in all 35 Seminole games this season.

48 All-America Third-Team selection Al Thornton moved up 48 positions on the Seminoles' scoring list as a senior. He began the season ranked 55th and closed his career ranked seventh with 1,521 career points.

65 All-America Third-Team selection Al Thornton started each of the final 65 games of his career — every game in his final two seasons.

74 Junior Ralph Mims earned 74 assists and a 2.1 assists-per-game average as a junior. He totaled 72 assists and averaged 1.2 assists per game during his combined freshman and sophomore seasons.

118 Junior Isaiah Swann has made 118 career 3-point field goals. He is one of only 14 players in school history with 100 or more 3-point field goals made during his career.

121 Junior Jason Rich had more rebounds and a higher rebounds-per-game average as a junior in 35 games (121/3.5 rpg) than he had in 30 games as a freshman (93/3.1 rpg).

THORNTON NAMED A NAISMITH AWARD FINALIST

All-America Third-Team selection Al Thornton was one of 30 finalists for the Naismith Award presented by AT&T, which is annually awarded to the nation's top collegiate basketball player by the Atlanta Tip-Off Club.

THORNTON SCORING TOTAL IS SECOND-HIGHEST IN SCHOOL HISTORY

All-America Third-Team selection Al Thornton scored a single-season, career-high 690 total points and a career-high 19.7 points per game average. His 690 points rank as the second-highest single-season total in school history. Thornton fell only 53 points shy of setting a new single-season school record for points scored. Jim Oler holds the record with 742 points during his career.

FLORIDA STATE'S STEALS TOTALS UNDER LEONARD HAMILTON

Season	Steals	Games	SPG	Notes
2002-03	273	29	9.4	Tim Pickett led with 82 steals/2.8 spg
2003-04	291	33	8.8	Tim Pickett led with 82 steals/2.5 spg
2004-05	216	31	7.0	Todd Galloway led with 35 steals/1.1 apg
2005-06	262	30	8.7	Todd Galloway led with 48 steals/1.6 spg
2006-07	276	35	7.9	Al Thornton led with 53 steals/1.5 spg
Totals	1,318	158	8.3	FSU ranked fifth in the ACC in 2006-07

THORNTON SURPASSES 1,500 CAREER POINT MARK

All-America Third-Team selection Al Thornton scored 1,521 career points and finished his career ranked seventh in school history in total scoring. He began the season ranked 55th in scoring and has moved up 48 spots on Florida State's all-time scoring list.


Jason Rich has averaged double figures in scoring in both of the last two seasons and needs only 177 points to reach 1,000 scored for his career.

FLORIDA STATE'S SINGLE-SEASON SCORING TOTALS

Rank	Player, Year	Points	Notes
1.	Jim Oler, 1955-56	742	School record 29.7 ppg in 25 games
2.	Al Thornton, 2006-07	690	Averaged 19.7 ppg in 35 games

THORNTON IS ONE OF THE MOST VERSATILE PLAYERS IN SCHOOL HISTORY

All-America Third-Team selection Al Thornton is the only player in school history who has scored 1,500 or more points (1,521), pulled down 600 or more rebounds (641), earned 100 or more steals (103), blocked 70 or more shots (74) and made more than 60 3-point shots (63).



2006-2007 REVIEW

AS A SENIOR AL THORNTON...

...Was credited with a career-high and team-leading 53 steals. He averaged 1.5 steals per game in the Seminoles' 35 games during the 2006-07 season. He had more steals as a senior (53/1.5 spg) than he did during the first three seasons of his career (50/0.6 spg) and averaged nearly one full steal more per game as a senior than he did during the first three seasons of his career; ...Blocked a career-high and team-leading 40 shots. He averaged 1.1 blocked shots per game in the Seminoles' 35 games during his senior season. He blocked more shots as a senior (40/1.1 bpg) than he did during the first three years of his career (34/0.4 bpg); ...Made 36 3-point field goals and accounted for more than 15 percent of his season point total (108 of 690) from beyond the 3-point arc. He made 27 3-point field goals during the first three years of his career and accounted for just under 10 percent of his career point total (81 of 831) from the bonusphere during his freshman, sophomore and junior seasons.

LOOKING INTO THORNTON'S SCORING DURING HIS SENIOR SEASON

All-America Third-Team selection Al Thornton scored a near school-record 690 total points and averaged an ACC-leading 19.7 points per game as a senior. He scored 690 of his 1,521 career points as a senior (.448 percent).

SPEAKING OF AL THORNTON

"Obviously Al Thornton is a great player. He wasn't going to let them lose. People talk about the great players in the country like Kevin Durant, Greg Oden, whoever. I don't know how you cannot talk about Al Thornton. I mean, he is phenomenal. What he did out there today was ridiculous. He just took the game on and he personally willed them to win."

Frank Haith, Head Coach, University of Miami, March 3, 2007

"Look at Al Thornton. This is a guy who has played so well this year — nobody has played any better."

Larry Conley, ESPN, March 13, 2007

"Everybody knows about Al Thornton — one of the best all-around players in all of college basketball."

Larry Conley, ESPN, March 13, 2007

"In watching tape on him I think he and (Jared) Dudley are the two best players in this league. I just kept telling our guys that we cannot allow him to get an easy touch because a double team doesn't matter to him right now. He is blowing through double teams and scoring at will. Our whole thing was do anything we can to stop him from touching the ball. He is incredible. He is a great player. He is one of the best players I have seen in this league in my seven years here."

Paul Hewitt, Head Coach, Georgia Tech, Feb. 13, 2007

"He is some kind of player. He is so quick at getting into the lane. Most guards can do that but very seldom do you see a 6-8 guy who can do that."

Larry Conley, ESPN, March 15, 2007

"The crowd wants to see that guy (Al Thornton). He is definitely worth the price of admission."

Doug Bell, ESPN, March 15, 2007

"He's such a tough match-up because of his size and his quickness. He can go big. He can play outside."

Doug Bell, ESPN, March 13, 2007

"Al Thornton has become the dominant offensive player in the league."

Mike Gminski, FOX Sports/CBS Sports, March 4, 2007

"There is really no stopping him."

Al Skinner, Head Coach, Boston College, Jan. 23, 2007

THORNTON'S SCORING TOTAL

Season	Pts.	Pct. of Total	Notes
2003-04	84	5.5	Season-high 12 points vs. South Carolina State, Nov. 28, 2003
2004-05	263	17.3	Season-high 26 points vs. No. 3 Wake Forest, Jan. 18, 2005
2005-06	484	31.8	Season-high 37 points vs. Boston College and Duke
2006-07	690	45.4	Career-high 45 points vs. Miami on March 3, 2007
Totals	1,521	100.0	Seventh-leading scorer in school history

FLORIDA STATE'S ALL-TIME SCORING LIST

Rank	Player, Years	Points	Notes
1.	Bob Sura, 1992-95	2,130	All-ACC First-Team selection in 1993-94
2.	Jim Oler, 1953-56	1,817	Holds single-season record for points with 742 in 1955-67
3.	James Collins, 1994-97	1,793	FSU career leader with 255 career 3FGM
4.	Mickey Dillard, 1977-81	1,728	Two-time NBA Draft choice — 1980 and 1981
5.	Doug Edwards, 1991-93	1,604	Scored 500 points in three consecutive seasons
6.	George McCloud, 1986-89	1,574	First NBA Draft Lottery pick in FSU history/1989
7.	Al Thornton, 2004-07	1,521	All-America Third-Team selection in 2007


DOUGLAS LEADS FLORIDA STATE FROM THE POINT GUARD POSITION

Sophomore guard Toney Douglas finished the 2006-07 season among the Seminoles leaders in assists (87/2.9 spg) and scoring (380/12.7 ppg) during his first year in a Florida State uniform. He ranked second on the team with three 20-point scoring games (23 at Pittsburgh, Nov. 24, 2006; 24 at Wisconsin, Nov. 28, 2006 and 25 at Georgia State, Dec. 7, 2006) and was the Seminoles' leading scorer in five different games.

2006-2007 REVIEW

DOUGLAS BY THE NUMBERS: PRE- AND POST-INJURY

Sophomore guard Toney Douglas had an incredible impact on the Seminoles' fortunes on both the offensive and defensive ends of the court. Case in point: In the five games Douglas missed (Feb. 11 through Feb. 24) the Seminoles averaged 65.4 points per game on the offensive end. In the final six games of the season upon his return, the Seminoles were 4-2 and averaged 77.4 points per game. Florida State was especially efficient in its first two games during the NIT as it averaged 82 points per game in victories over Toledo and Michigan.



Al Thornton — Florida State's Leader Quiet.

It's first in the list of adjectives someone might use to describe Al Thornton. Both on the court and off, the senior forward does not portray himself as flashy or loud. He certainly carries a presence about him (at 6'8" 230 it would be hard not to), but it often seems as though he wishes he could hide inside the growing shadow he casts over Florida State basketball.

But upon closer inspection, you'll suddenly realize Thornton's not so quiet after all. Off the court, he hams it up with his teammates and even admits at times that his boisterous behavior can get out of hand.

"Once you get to know me I'm very outgoing," said Thornton. "I play all the time, joke all the time, sometimes to a fault."

On the court, Thornton can be loud as well. During a home game against Maryland in 2007, Thornton made ESPN's Top 10 when he made a running leap from the free throw line to deliver the ball to the basket. In that instance, it was the fans who became quiet, awed by the uncharacteristic explosion of the team's leading scorer.

BREAKING DOWN FLORIDA STATE WITH DOUGLAS IN THE LINEUP

Category	TD 6 Gms/Return	Team in 6 Gms/TD Return	5 Gms w/o Douglas
W-L	4-2	4-2	0-5
FG Pct.	.411 (23-56)	.522 (169-324)	.406 (110-271)
FT Pct.	.800 (16-20)	.795 (151-190)	.694 (68-98)
3FG Pct.	.286 (4-14)	.436 (44-101)	.382 (39-102)
Points	11.7 (70)	76.33 (458)	65.4 (327)
Assists	3.7 (22)	11.5 (69)	10.8 (54)

DOUGLAS'S NUMBERS — POST-HAND INJURY

Sophomore guard Toney Douglas played in six games (four Seminole victories) after returning from an injured shooting hand that caused him to miss five games from Feb. 11 through March 3. Upon his return to Florida State's lineup, he started four games and helped lead the team to victories over Miami (98-90 in overtime), Clemson (ACC Tournament), Toledo (NIT) and Michigan (in the NIT).

Dominant.

In his four years at Florida State, Thornton racked up a pile of increasingly impressive statistics. In the ACC, Thornton ranked in the top 10 in five different categories including first in scoring (19.7 ppg) and seventh in free throw percentage (.790).

What's more, during the ACC season, Thornton stepped up to the level of competition expected of one of the nation's best basketball conferences. He earned top-10 finishes in seven categories during ACC-only play including first place in scoring (23.0 ppg) and first place in offensive rebounds (3.89 rpg). In addition, he scored 20 or more points in 12 of the Seminoles' 16 ACC games. That includes four games on the road in front of some of the toughest crowds in college basketball — at Duke, North Carolina, Georgia Tech and Boston College.

With stats like that, it might make someone wonder why Thornton didn't don a blue jersey somewhere on Tobacco Road. But pose the question to him and he's quick to dismiss the idea of playing for any other school in the ACC.

"When I signed up I knew Florida State was pretty much a football school and they just wanted to build up their team," said Thornton. "I wanted to be a part of something. I wanted to help Coach Hamilton turn this program around."

continues on page 109

DOUGLAS'S RETURN HELPS SEMINOLES

Opponent	Pts.	Mins.	FT	A	TO	Result
at Miami	13	32	5-6	3	2	FSU, 98-90 (ot)
vs. Clemson	8	35	1-2	3	2	FSU, 67-66
vs. N. Carolina	10	30	6-7	5	4	UNC, 73-58
Toledo	8	29	0-0	3	5	FSU, 77-61
Michigan	15	26	4-5	3	1	FSU, 87-66
Mississippi State	16	39	0-0	5	1	Miss. State, 81-76
Totals	70	191	16-20	22	15	4-2 record
Averages	111.7	31.8	.800	3.7	2.5	.667 win pct.

2006-2007 REVIEW

SWANN HOT FROM THE BONUSPHERE

Junior Isaiah Swann made a career-high 68 3-point field goals — more than he made during the first two seasons of his career (50). He made at least one 3-point field goal in 12 consecutive games to close the 2006–07 season and in 29 of 35 games during his junior season. Swann scored more than 50 percent of his points from the 3-point line in 2006–07.

SWANN'S 3-POINT SHOOTING PROGRESSION

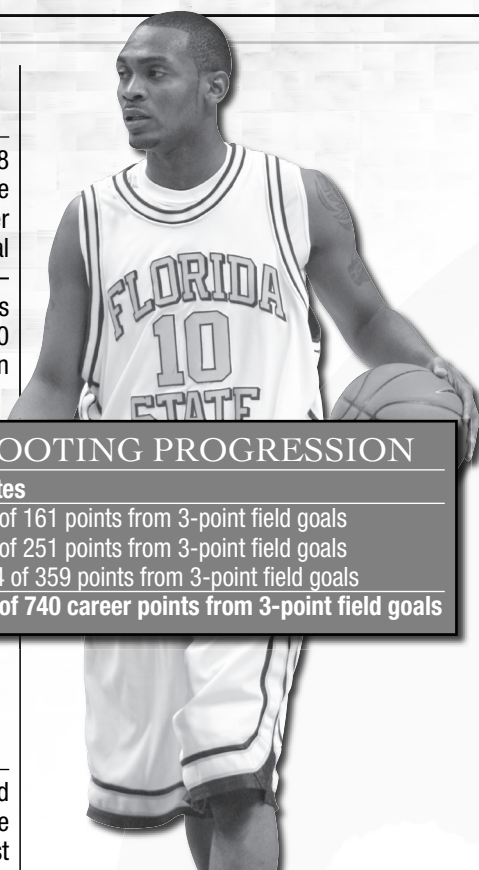
Season	3FGM	3FGA	Pct.	Notes
2004–05	17	51	.333	51 of 161 points from 3-point field goals
2005–06	33	100	.330	99 of 251 points from 3-point field goals
2006–07	68	166	.410	204 of 359 points from 3-point field goals
Totals	118	317	.372	54 of 740 career points from 3-point field goals

SWANN FROM THE 3-POINT LINE AGAINST MISSISSIPPI STATE IN THE NIT

Junior Isaiah Swann made a career-high and near school-record nine 3-point shots in the Seminoles' quarterfinal round game against Mississippi State. He made a career-high nine 3-point shots while attempting a career-high 13 3-point shots and scoring his career-high of 31 points against the Bulldogs. Swann's nine shots made from the bonusphere was only one away from tying the school record of 10 by George McCloud against La Salle on Feb. 23, 1989 and only two from tying the ACC record of 11 by Dennis Scott of Georgia Tech against Houston on Dec. 28, 1988 and Craig Dawson of Wake Forest against Clemson on Feb. 13, 2002. Swann's 3-point shooting display of nine made was the highest number of 3-point shots made by an ACC player since Craig Dawson of Wake Forest made 11 at Clemson on Dec. 13, 2002.

SWANN LEADS FLORIDA STATE IN THE ASSIST COLUMN

Junior Isaiah Swann finished the 2006–07 season as the Seminoles' leader in assists with 110 and a career-high 3.1 assists per game average. He earned at least one assist in 31 of the Seminoles' 35 games and had multiple assists in 28 of 35 games. Swann has accumulated 259 assists in 96 career games for a 2.7 assists-per-game average for his career.



RICH FROM THE FREE THROW LINE

Junior Jason Rich finished his junior season as the Seminoles' leader with a .805 percent mark from the free throw line. He has made his career high of 70 free throws and attempted his career high of 87 free throws this season.

JASON RICH BY THE NUMBERS...

...He has played in 95 career games and has 94 career steals for a 0.99 steals per game average for his entire career.

...He earned a career-high 60 assists (1.7 apg), earned a career-high-tying 36 steals (1.1 spg), scored a career-high 360 points (10.3 ppg), pulled down 121 rebounds (3.5 rpg) and made a career-high 14 3-point field goals.

...He has scored 823 career points and averages 8.7 points for his entire career. He needs only 177 points to reach the magical 1,000 career points scored mark.

RICH'S FREE THROW SHOOTING PROGRESSION

Season	FTM	FTA	Pct.	Notes
2004–05	29	41	.707	Season-high 3 FTM vs. four teams
2005–06	42	57	.737	Season-high 4 FTM at Jacksonville/Jan. 19, 2005
2006–07	70	87	.805	Career-high 7 FTM vs. Clemson 1/Boston College 2
Totals	141	185	.762	Led team with .805 FT Pct. in 2006–07

ACC RECORD FOR 3-POINT SHOTS MADE IN A GAME

No.	Player, School	Opponent	Date
11	Dennis Scott, Georgia Tech	vs. Houston	Dec. 28, 1988
11	Craig Dawson, Wake Forest	at Clemson	Dec. 13, 2002
9	Isaiah Swann, Florida State	at Mississippi State	March 20, 2007
9	Tony Akins, Georgia Tech	at Florida State	Feb. 21, 2000
9	Drew Barry, Georgia Tech	at North Carolina	Feb. 10, 1996
9	Shane Battier, Duke	vs. Princeton	Nov. 14, 2000
9	Randolph Childress, Wake Forest	vs. N. Carolina	March 12, 1995
9	Rodney Monroe, NC State	vs. UNC Asheville	Dec. 21, 1989
9	J.J. Redick, Duke	vs. Texas	Dec. 10, 2005
9	Dennis Scott, Georgia Tech	at North Carolina	Jan. 28, 1989
9	Curtis Staples, Virginia	vs. UNLV	Feb. 12, 1995
9	Curtis Staples, Virginia	at Georgia Tech	Feb. 15, 1998

FLORIDA STATE RECORD FOR 3-POINT SHOTS MADE IN A GAME

No.	Player	Opponent	Date
10	George McCloud	at La Salle	Feb. 23, 1989
9	Isaiah Swann	at Mississippi State	March 20, 2007
8	James Collins	vs. Connecticut	March 25, 1997

2006-2007 REVIEW

MIMS IN FLORIDA STATE'S ALL-TIME TOP FIVE

Junior Ralph Mims finished his junior season ranked fifth in school history with his .7884 career free throw shooting percentage. He made 11-of-15 attempts in the last nine games of the 2006-07 season, including five-of-seven from the line against Georgia Tech (Feb. 13).

MIMS HIGHLY RANKED IN SEMINOLE HISTORY

Rank	Player	Years	FTM-A	Pct.
1.	Ken Leakey	1964-66	75-91	.8241
2.	Granville Arnold	1983-85	161-197	.8172
3.	Tim Pickett	2003-04	140-172	.8139
4.	Jerry Shirley	1963-65	161-198	.8131
5.	Ralph Mims	2005-07	123-156	.7884

NOTING RALPH MIMS DURING THE 2006-07 SEASON...

...He earned a single-season, career-high 74 assists and a career-high 2.1 assists per game average. He had more assists as a junior (74) than he had during the first two seasons of his career (72) when he averaged 1.2 assists per game during the first 59 games of his career.

...He earned a single-season, career-high 35 steals and a career-high 1.0 steal per game average. He had more steals as a junior (35) than he did during the first two years of his career (34).

...He played a single-season, career-high 680 minutes and averaged a career-high 19.4 minutes played per game. He played more minutes as a junior than he did during his first two seasons combined (641).

...He made a single-season career-high 25 3-point field goals. He made more than twice as many shots from long range as he did during the first two years of his career (12).

BREEDEN MAKES HIS PRESENCE FELT AGAINST MICHIGAN

Sophomore Casaan Breeden played his best game of the season in the Seminoles' 87-66 victory over Michigan in the second round of the 2007 MasterCard NIT. He scored 10 points on a perfect four-of-four shooting from the field and a perfect two-of-two from the free throw line. Breeden also earned three rebounds and a career-high three steals and was credited with one assist.

Al Thornton — Florida State's Leader

continued from page 107

Committed.

Despite a rocky start with the round ball at age five, once he developed a relationship with basketball, Thornton never looked back.

"When I first started playing it I hated it—I wanted to play football. I hated basketball. But everyone kept pushing me and after a while, I finally fell in love with it."

And it fell in love with him. On the court, Thornton is a natural from any spot on the hardwood. Whether he's notching free throws, blocking shots or dunking balls, Thornton can take over from an offensive or a defensive stance with little effort.

"It comes naturally. It's off instincts; you can't really think on the court because the game is too fast. I put myself in game situations so when it comes to the game it's like I've done this a thousand times."

But Thornton's commitment extends beyond the game, to the university where he's played his college career. After closing out last season with an average 16.1 points a game and an astounding 208 total rebounds, Thornton could easily have moved on to the NBA but chose instead to stick with the Seminoles.

I wasn't quite satisfied with my play as a junior. I enjoy these guys, the coaches. I wanted to stick around."

Immortal.

Thornton has already proven that his legacy extends beyond the Tucker Center rafters. In a 2007 game against ACC opponent Virginia Tech, Thornton shattered the house record for points scored in a half with his unbelievable 27 points and 11 rebounds in the second half. He has left little doubt that his #12 jersey will soon dangle above Seminole fans for all eternity.

But what remains to be seen is the impact Thornton will have on the professional basketball world. His list of childhood NBA favorites encompasses some of the best in the business—including a certain No. 23. Thornton was a finalist for the Wooden Award, which Jordan took home during his final season at UNC.

Whether or not he thrives in the NBA, Thornton's legend will live on at Florida State for what he has done both as an individual and as part of a team.

ECHEFU MAKES A DIFFERENCE AS A SOPHOMORE

Sophomore Uche Echefu averaged a career-high 6.9 points and a career-high 4.3 rebounds as a sophomore starter for the Seminoles during the 2006-07 season. He scored in double figures (11 points) in the Seminoles' victory over Michigan in the NIT and scored in double figures a career-high 10 times during the 2006-07 season after not reaching in double figures in 30 games as a freshman.

ECHEFU BY THE NUMBERS...

...He had 110 rebounds MORE as a junior (151/4.3) than he did as a sophomore (41/1.4).

...He MORE than doubled his steals totals as a junior (29) compared to his sophomore season (14).

...He QUADRUPLED his assists total as a sophomore (20) compared to his freshman season (five).

...He had NEARLY seven times as many blocks as a sophomore (20) compared to his freshman season (three).

2006-2007 BOX SCORES

GAME NO. 1

1-0

Florida State 85, McNeese State 65 • Donald L. Tucker Center, Tallahassee, Fla.

TALLAHASSEE, Fla. — Al Thornton scored 17 points and Uche Echefu added 14 as Florida State defeated McNeese (La.) State 85-65 at the opening round of the Colonial Classic in the first game of the year for both schools. The Seminoles led by as many as 26 points in the second half. Echefu's successive 3-point baskets five minutes into the second half gave Florida State a 45-39 lead to spark a second-half runaway. John Ford led the Cowboys with 19 points while Lawrence and Aldryan Wardell each scored 11. Wardell also had a game-best eight rebounds. Jason Rich and Toney Douglas, a transfer from Auburn, scored 12 points apiece for the Seminoles, who shot 53.3 percent from the floor.

McNeese	Min	FG	3FG	FT	O-D	Reb	F	A	T	B	S	Pts.
Pichon	35	1-5	0-3	4-5	1-2	3	2	1	1	0	0	6
Wardell	26	5-9	0-0	1-5	2-6	8	5	0	2	1	0	11
Bradley	19	3-6	0-0	0-0	2-0	2	5	0	2	1	0	6
Aaron	35	3-12	1-6	1-2	6-1	7	2	5	6	0	1	8
Ford	35	5-14	2-6	7-8	1-2	3	1	1	4	0	4	19
Lawrence	29	5-10	1-2	0-0	3-0	3	2	1	1	1	2	11
Penn	15	1-1	0-0	0-0	0-3	3	3	0	0	2	0	2
Barnhill	6	1-2	0-0	0-1	1-1	2	0	0	1	0	0	2
Team					0-2	2						
Totals	200	24-59	4-17	13-21	16-17	33	20	8	17	5	7	65

Fla. State	Min	FG	3FG	FT	O-D	Reb	F	A	T	B	S	Pts.
Thornton	28	5-11	0-0	7-10	3-4	7	1	0	1	1	0	17
Echefu	20	5-7	2-2	2-2	2-2	4	1	1	4	0	0	14
Swann	30	1-4	0-3	0-0	2-2	4	3	2	3	0	2	2
Douglas	23	6-7	0-1	0-0	0-1	1	1	3	2	0	1	12
Rich	31	5-10	0-2	2-3	0-3	3	2	3	0	0	1	12
Mims	21	2-6	2-4	2-2	0-2	2	1	2	1	0	0	8
Allen	16	3-6	1-4	2-2	1-2	3	1	2	0	0	0	9
Breedon	17	2-3	0-0	1-2	0-1	1	3	0	1	0	0	5
Hoff	1	1-2	0-1	0-0	0-0	0	0	0	0	0	0	2
Zitani	1	0-2	0-0	0-0	1-0	1	0	0	0	0	0	0
Reid	12	2-2	0-0	0-0	0-1	1	3	0	0	0	0	4
Team					4-4	8						
Totals	200	32-60	5-17	16-21	13-22	35	16	13	12	1	4	85

FG%: McNeese State, .407, Florida State, .533. 3FG%: McNeese State, .235, Florida State, .294. FT%: McNeese State, .619, Florida State, .762. Technical Fouls: None. Officials: Mike Wood, Patrick Adams, Dan Stryfeler

Team	1st Half	2nd Half	OT	Total	Team	1st Half	2nd Half	OT	Total
McNeese State	35	30	—	65	Florida State	36	49	—	85

GAME NO. 2

2-0

Florida State 73, Illinois State 59 • Donald L. Tucker Center, Tallahassee, Fla.

TALLAHASSEE, Fla. — Al Thornton scored 20 points to lead Florida State to a 73-59 victory over Illinois on the second day of the Colonial Classic. Thornton sat out most of the first half with two fouls and made 18 of his points for the Seminoles in the second half. Meanwhile, Illinois State's Dominatrix Johnson scored 32 points. Isaiah Swann and Jason Rich were also in double figures for Florida State. Swann finished with 14 points, and Rich added 11. Led by Thornton, Florida State found its touch in the second half. Johnson's 21 second-half points kept the game close until Thornton's two free throws and his break-away dunk sealed the game. Johnson made seven 3-pointers and was the only Redbird in double figures.

Ill. State	Min	FG	3FG	FT	O-D	Reb	F	A	T	B	S	Pts.
Slack	26	4-5	0-1	0-0	0-5	5	2	2	5	0	1	8
Dilligard	20	4-6	0-0	0-0	1-1	2	4	0	1	2	1	8
Fortes	31	2-7	1-3	0-1	0-2	2	2	2	5	0	2	5
Richardson	34	1-6	0-0	2-2	1-1	2	4	4	6	0	0	4
Johnson	37	12-23	7-15	1-1	0-1	1	1	4	3	1	3	32
Eldridge	17	0-4	0-3	2-2	0-3	3	2	1	4	0	0	2
Vandello	19	0-1	0-1	0-1	0-3	3	4	0	2	0	1	0
Dyer	12	0-0	0-0	0-0	0-0	0	1	1	0	0	1	0
Carlwell	4	0-1	0-0	0-0	0-0	0	0	0	0	0	0	0
Team					4-0	4						
Totals	200	23-53	8-23	5-7	6-16	22	20	14	26	3	9	59

Fla. State	Min	FG	3FG	FT	O-D	Reb	F	A	T	B	S	Pts.
Thornton	27	8-12	1-2	3-3	1-4	5	2	1	5	0	4	20
Echefu	16	1-3	0-0	0-1	0-0	0	2	0	3	1	0	2
Swann	24	5-9	2-3	2-2	2-2	4	2	0	5	0	0	14
Douglas	30	3-9	0-1	1-2	0-5	5	1	5	4	0	0	7
Rich	32	5-9	0-2	1-1	1-5	6	3	1	3	1	2	11
Mims	17	2-3	1-2	2-2	2-1	3	0	1	4	0	0	7
Allen	26	2-2	1-1	1-2	0-4	4	1	2	1	2	1	6
Breedon	11	0-4	0-2	2-2	0-1	1	0	1	1	0	0	2
Reid	17	2-2	0-0	0-0	3-0	3	2	1	1	0	1	4
Team					2-2	4						
Totals	200	28-53	5-13	12-16	11-24	35	13	12	27	4	8	73

FG%: Illinois State, .434, Florida State, .528. 3FG%: Illinois State, .348, Florida State, .385. FT%: Illinois, .714, Florida State, .750. Technical Fouls: Florida State — Jason Rich. Officials: Mike Sanzere, Gerry Pollard, Don Daily

Team	1st Half	2nd Half	OT	Total	Team	1st Half	2nd Half	OT	Total
Illinois State	24	35	—	59	Florida State	31	42	—	73

GAME NO. 3

3-0

Florida State 59, SMU 52 • Donald L. Tucker Center, Tallahassee, Fla.

TALLAHASSEE, Fla. — Toney Douglas scored 14 points in the second half, including a pair of crucial free throws with 39 seconds left, to lead Florida State to a 59-52 victory over SMU in the final in the Colonial Classic. Al Thornton scored 15 points and pulled down seven rebounds, and Jerel Allen added 11 points for the Seminoles who won their third consecutive game. SMU's Jon Killen scored 15 points, but also had eight turnovers. Donatas Rackauskas added 13 points and six rebounds off the bench. The Mustangs also got 12 points from Derrick Roberts. Douglas, a transfer from Auburn, hit three consecutive baskets to give Florida State a 45-41 lead with 5:29 left in the game. SMU closed to within two points with 44 seconds left before Douglas' free throws. All-America, National and ACC Player of the Year candidate Al Thornton, who averaged 17.3 points and 6.3 rebounds in the three-game event, was named the Most Valuable Player. Junior Jason Rich and sophomore Toney Douglas of Florida State were named to the All-Tournament team. Florida State Colonial Classic All-Tournament Team: Jason Rich, Florida State; Toney Douglas, Florida State; Ike Otegbu, SMU; Jon Killian, SMU; Dom Johnson, Illinois State. Most Valuable Player: Al Thornton, Florida State.

SMU	Min	FG	3FG	FT	O-D	Reb	F	A	T	B	S	Pts.
Pearson	35	1-5	0-3	2-2	0-2	2	4	1	0	1	1	4
Ofoegbu	30	3-5	1-2	0-0	2-5	7	3	0	3	0	1	7
Fall	16	0-1	0-0	1-2	0-1	1	3	0	2	1	0	1
Killen	36	5-11	1-3	4-5	0-2	2	4	5	8	0	2	15
Roberts	38	5-12	2-5	0-0	0-2	2	4	3	4	0	0	12
Willingham	11	0-1	0-0	0-0	0-0	0	0	1	0	0	1	0
Rackauskas	34	6-8	1-1	0-0	3-3	6	1	0	2	0	1	13
Team					5-1	6						
Totals	200	20-43	5-14	7-9	10-16	26	19	10	19	2	6	52

Fla. State	Min	FG	3FG	FT	O-D	Reb	F	A	T	B	S	Pts.
Thornton	30	4-8	1-2	6-6	4-3	7	3	1	3	1	1	15
Echefu	22	1-3	1-2	0-0	0-0	0	1	0	1	0	2	3
Swann	21	1-3	1-1	2-2	0-1	1	4	0	0	0	2	5
Douglas	31	5-10	2-5	2-2	0-0	0	2	4	6	0	2	14
Rich	30	2-6	1-2	0-0	0-1	1	2	1	2	0	0	5
Mims	18	1-2	1-2	2-4	1-1	2	0	2	1	0	1	5
Allen	26	4-7	3-4	0-0	2-3	5	2	1	2	0	0	11
Breedon	9	0-3	0-2	0-0	0-0	0	0	1	0	1	0	0
Reid	13	0-1	0-0	1-4	3-2	5	0	0	1	0	0	1
Team					0-2	2						
Totals	200	18-43	10-20	13-18	10-13	23	14	10	16	2	8	59

FG%: SMU, .465, Florida State, .419. 3FG%: SMU, .357, Florida State, .500. FT%: SMU, .778, Florida State, .722. Technical Fouls: None. Officials: Mike Wood, Mike Sanzere, Patrick Adams

Team	1st Half	2nd Half	OT	Total	Team	1st Half	2nd Half	OT	Total
SMU	26	26	—	52	Florida State	25	34	—	59

GAME NO. 4

4-0

Florida State 69, New Orleans 50 • Donald L. Tucker Center, Tallahassee, Fla.

TALLAHASSEE, Fla. — Senior All-America candidate Al Thornton scored 12 points, and junior Jason Rich added 11 to lead Florida State to a 69-50 victory over New Orleans at the Donald L. Tucker Center. The Seminoles outscored the Privateers, 42-14, in the first half and led by as many as 31 in cruising to their fourth consecutive victory of the season. Florida State scored the first 12 points of the game and held New Orleans scoreless for the first 6:01 of the game. The Seminoles continued to build their lead and led 38-7 with 2:37 remaining in the half. New Orleans scored its 10th point of the game on a free throw with 1:04 remaining in the half. Thornton led the Seminoles in scoring for the fourth time in four games this season and is now averaging 16.0 points per game. He also added four rebounds, three steals and two blocked shots in 27 minutes of play. Thornton has scored at least 12 points in each of the Seminoles' first four games of the season. Bo McCaleb, the Privateers' leading scorer, totaled a team-high 24 points to lead New Orleans. He scored 16 of his 24 points after halftime. McCaleb was eight-of-15 from the field and was a perfect eight-of-eight from the free throw line. Rich was also very economical from the field as he made five of his eight field goal attempts, in scoring 11 points. He also added four rebounds and one assist in 24 minutes of play. Sophomore Toney Douglas scored 10 points and added four assists and three steals. Douglas played his best game of the young season with four assists and zero turnovers. Florida State limited New Orleans to 32.6 percent shooting from the field for their best defensive field goal effort of the season. The Privateers shot only 23.8 percent in the first half, in scoring only 14 points during the first 20 minutes of the game. Florida State's defensive effort extended to the steals column as it earned a season-high 13 takeaways. Thornton, Rich and junior Isaiah Swann each recorded three steals while seven of the nine Seminoles who earned playing time earned at least one steal.

UNO	Min	FG	3FG	FT	O-D	Reb	F	A	T	B	S	Pts.
McCaleb	33	8-15	0-3	8-8	1-3	4	3	0	6	0	2	24
Barnitz	14	1-4	1-4	0-0	0-1	1	1	0	1	0	1	3
McNeilly	36	0-7	0-2	2-5	0-3	3	1	5	4	1	0	2
Tillman	22	0-1	0-0	0-0	0-5	5	2	0	2	0	0	0
Reynolds	38	3-11	2-3	1-2	1-2	3	2	2	5	0	0	9
Driggs	2	0-0	0-0	0-0	0-0	0	0	0	1	0	0	0
Parlow	13	2-3	2-3	0-0	0-2	2	3	0	4	0	2	6
Manning	12	0-2	0-0	2-2	2-1	3	1	0	2	0	0	2
Elias	30	1-3	0-0	2-2	1-4	5	2	0	1	1	1	4
Team					2-3	5						
Totals	200	15-46	5-15	15-19	7-24	31	15	7	26	2	6	50

Fla. State	Min	FG	3FG	FT	O-D	Reb	F	A	T	B	S	Pts.
Thornton	27											

2006-2007 BOX SCORES

GAME NO. 5

4-1

Pitt 88, Florida State 66 • Peterson Special Events Center, Pittsburgh, Pa.

PITTSBURGH, Pa. — No. 3 Pitt went on a pivotal 13-0 run behind the outside shooting of Ronald Ramon and Antonio Graves not long after Florida State star Al Thornton got into foul trouble in the first half, and the No. 3 Panthers beat the previously unbeaten Seminoles 88-66. Graves scored 17 points and Ramon came off the bench for 12, all on 3-pointers, as the Panthers (6-0) showed they don't always have to lean on 7-foot star Aaron Gray to win — and that they can play an up-tempo game, and play it well. Gray was limited to nine points in 25 minutes as Pitt opened a 23-point lead in the first half and cruised after that. Thornton, the Seminoles' top scorer with a 16.0 average, played only eight minutes before halftime after drawing his second foul with 11:37 remaining and Florida State down 21-15. Pitt began pulling away not long after that, finishing off the 13-point run with a Ramon 3-pointer that made it 43-25. Toney Douglas scored 23 for Florida State, with Thornton getting all but two of his 16 points in the second half. Uche Echefu added 13 points.

Fla. State	Min	FG	3FG	FT	O-D	Reb	F	A	T	B	S	Pts.
Thornton	25	6-10	0-1	4-5	4-0	4	4	0	3	0	0	16
Echefu	22	3-7	3-5	4-4	1-4	5	1	0	0	0	0	13
Swann	25	3-6	1-3	0-0	0-0	0	3	3	1	1	2	7
Douglas	33	8-13	5-6	2-2	2-3	5	1	2	3	0	1	23
Rich	27	1-7	0-1	0-0	0-1	1	1	1	2	0	1	2
Mims	20	0-0	0-0	1-2	0-0	0	0	1	2	0	1	1
Allen	22	0-3	0-2	0-0	0-0	0	1	0	4	0	1	0
Breeden	8	0-1	0-1	2-2	0-0	0	1	0	0	1	1	2
Reid	18	1-2	0-0	0-1	1-1	2	1	0	0	1	0	2
Team					1-2	3				1		
Totals	200	22-49	9-19	13-16	9-11	20	13	7	16	3	7	66

Pitt	Min	FG	3FG	FT	O-D	Reb	F	A	T	B	S	Pts.
Kendall	20	0-1	0-0	0-0	2-0	2	4	1	0	1	1	0
Graves	21	7-14	3-4	0-0	1-2	3	1	3	1	0	1	17
Gray	25	3-3	0-0	3-4	2-3	5	2	2	0	1	2	9
Fields	25	2-3	1-1	1-1	0-0	0	0	5	0	0	0	6
Cook	22	7-9	1-3	0-0	0-2	2	1	9	2	0	0	15
Benjamin	16	2-5	0-2	2-3	0-1	1	1	0	2	0	0	6
Ramon	19	4-5	4-5	0-0	0-1	1	0	5	5	0	0	12
Biggs	20	5-6	0-1	1-2	1-3	4	3	2	1	0	2	11
Brown	6	0-1	0-0	0-0	1-0	1	1	0	0	0	0	0
Hudson	10	1-1	0-0	0-0	0-2	2	2	0	0	0	0	2
Young	14	4-7	1-2	1-1	2-2	4	1	1	1	1	0	10
Rizk	1	0-1	0-0	0-0	0-0	0	0	0	0	0	0	0
Polen	1	0-0	0-0	0-0	0-0	0	0	0	0	0	0	0
Team					0-3	3				1		
Totals	200	35-56	10-18	8-11	9-19	28	16	28	13	3	6	88

FG%: Florida State, .449, Pitt, .625. 3FG%: Florida State, .474, Pitt, .556. FT%: Florida State, .813, Pitt, .727. Technical Fouls: None. Officials: Jim Burr, Bryan Kersey, Jim Haney

Team	1st Half	2nd Half	OT	Total	Team	1st Half	2nd Half	OT	Total
Florida State	30	36	—	66	Pitt	50	38	—	88

GAME NO. 7

5-2

Florida State 70, Florida 66 • Donald L. Tucker Center, Tallahassee, Fla.

TALLAHASSEE, Fla. — Senior All-America candidate Al Thornton scored 28 points, including two free throws with 4 seconds left, and Florida State upset No. 4 Florida 70-66. Thornton scored 18 in the second half, missing just once from the floor. He finished 10-for-16 for the game and also had nine rebounds. The Seminoles led 36-31 at the half and built the lead to 55-41 before Walter Hodge's 3-pointer with 3:02 left got the Gators to 62-59. Hodge's shot capped an 18-7 Florida run. Hodge hit another from long range to cut it to 68-66 with 53.2 seconds left, but Florida State's Toney Douglas blocked a 3-point attempt by Taurean Green with 4 seconds left and Thornton was fouled as he picked up the loose ball. Green scored 21 and Hodge added 17 for Florida. The Gators were without 6-foot-9 starting forward Corey Brewer, who missed his second game with mononucleosis. Joakim Noah finished with 11 after scoring just two points in the first half. Isaiah Swann added 11 points for Florida State, which shot 46.6 percent and committed just 10 turnovers, compared to Florida's 19. A pair of Douglas baskets just 19 seconds apart ignited a 14-3 spurt that gave Florida State an 18-10 lead in the first half. The Seminoles' biggest lead in the half, 36-27, came on a Thornton dunk following an offensive rebound.

Florida	Min	FG	3FG	FT	O-D	Reb	F	A	T	B	S	Pts.
Noah	26	4-6	0-0	3-5	2-2	4	2	5	3	0	1	11
Horford	26	2-2	0-0	0-0	1-5	6	5	0	4	1	1	4
Green	37	8-17	3-8	2-2	0-3	3	1	5	4	0	1	21
Humphrey	35	2-6	2-6	0-0	0-0	0	1	0	3	0	0	6
Hodge	32	6-9	3-4	2-2	0-4	4	1	0	1	0	0	17
Powell	1	0-0	0-0	0-0	0-0	0	0	1	0	0	0	0
Werner	9	0-1	0-1	0-0	0-1	1	2	0	2	0	0	0
Mitchell	10	0-0	0-0	0-0	0-1	1	2	0	1	0	0	0
Richard	18	0-0	0-0	2-4	1-1	2	1	0	0	0	0	2
Speights	6	2-3	0-0	1-2	1-1	2	0	0	1	0	0	5
Team					2-2	4						
Totals	200	24-44	8-19	10-15	7-20	27	15	11	19	1	3	66

Fla. State	Min	FG	3FG	FT	O-D	Reb	F	A	T	B	S	Pts.
Thornton	35	10-16	1-2	7-9	6-3	9	3	0	2	1	0	28
Echefu	20	1-5	0-2	1-2	1-2	3	4	0	0	2	1	3
Swann	33	3-7	2-4	3-3	0-3	3	0	1	2	0	1	11
Douglas	26	4-12	0-1	0-1	0-1	1	1	2	2	1	2	8
Rich	33	4-8	0-1	0-0	0-3	3	1	2	1	0	2	8
Mims	14	2-3	1-2	0-0	0-1	1	1	1	0	0	1	5
Allen	13	2-5	1-3	0-0	1-1	2	0	1	0	0	2	5
Breeden	6	1-1	0-0	0-0	0-1	1	2	0	1	0	0	2
Reid	20	0-1	0-0	0-0	2-1	3	2	0	2	0	0	0
Team					0-0	0						
Totals	200	27-58	5-15	11-15	10-16	26	14	7	10	4	9	70

FG%: Florida, .545, Florida State, .466. 3FG%: Florida, .421, Florida State, .333. FT%: Florida, .667, Florida State, .733. Technical Fouls: None. Officials: Gary Maxwell, Roger Ayers, Doug Simmons

Team	1st Half	2nd Half	OT	Total	Team	1st Half	2nd Half	OT	Total
Florida	31	35	—	66	Florida State	36	34	—	70

GAME NO. 6

4-2

Wisconsin 81, Florida State 66 • Kohl Center, Madison, Wisc.

MADISON, Wisc. — Alando Tucker scored 22 points and No. 12 Wisconsin beat Florida State 81-66 in the ACC-Big Ten Challenge. The Badgers took advantage in a physical game. Kamron Taylor scored 18 points and Brian Butch added 13 for the battered Badgers. Toney Douglas scored 24 points, Jason Rich 12 and Al Thornton 10 for Florida State. But the Seminoles, who averaged 17 turnovers coming into the game, struggled and equaled their season average with 16:42 left.

Fla. State	Min	FG	3FG	FT	O-D	Reb	F	A	T	B	S	Pts.
Swann	31	1-9	0-5	1-3	1-5	6	4	3	3	0	3	3
Thornton	25	5-9	0-0	0-0	3-2	5	4	0	4	3	1	10
Echefu	24	2-4	1-3	4-4	2-1	3	4	1	2	1	2	9
Douglas	32	11-20	2-3	0-0	3-2	5	4	1	5	0	0	24
Rich	32	6-10	0-0	0-1	0-3	3	5	0	2	0	1	12
Mims	16	0-1	0-1	2-3	0-2	2	2	3	3	0	0	2
Allen	22	2-6	0-3	0-1	2-3	5	2	0	1	0	5	4
Breeden	6	1-2	0-1	0-0	0-0	0	1	0	0	0	0	2
Reid	12	0-1	0-0	0-0	0-1	1	4	0	1	1	0	0
Team					1-0	1						
Totals	200	28-62	3-16	7-12	12-19	31	30	8	21	5	12	66

Wiscon	Min	FG	3FG	FT	O-D	Reb	F	A	T	B	S	Pts.
Butch	22	5-9	0-2	3-5	2-3	5	2	2	3	0	1	13
Tucker	27	6-13	1-2	9-11	3-2	5	1	2	2	0	1	22
Chappell	12	0-2	0-0	0-0	1-1	2	2	3	0	0	0	0
Flowers	31	3-8	0-2	1-2	0-4	4	0	3	1	0	2	7
Taylor	34	6-9	3-4	3-4	0-2	2	0	1	2	0	1	18
Landry	11	1-4	0-1	0-0	1-3	4	1	0	2	0	1	2
Perry	2	0-0	0-0	0-0	0-0	0	1	0	0	0	0	0
Hughes	9	1-2	0-0	0-0	1-0	1	3	0	0	0	0	2
Bohannon	16	1-2	0-1	3-4	0-0	0	4	2	3	0	1	5
Bronson	1	1-1	0-0	0-0	0-0	0	0	0	0	0	0	2
Stiemsma	12	0-0	0-0	1-2	1-1	2	2	3	2	2	0	1
Gullikson	7	1-1	0-0	0-1	0-1	1	2	1	1	0	1	2
Krabbenhoff	16	3-6	1-2	0-0	2-4	6	2	1	2	0	0	7
Team					1-3	4						
Totals	200	28-57	5-14	20-29	12-24	36	20	18	18	2	8	81

FG%: Florida State, .452, Wisconsin, .491. 3FG%: Florida State, .188, Wisconsin, .357. FT%: Florida State, .583, Pitt, .690. Technical Fouls: None. Officials: Jim Burr, Tom O'Neill, Tim Higgins

Team	1st Half	2nd Half	OT	Total	Team	1st Half	2nd Half	OT	Total
Florida State	23	43	—	66	Wisconsin	34	47	—	81

GAME NO. 8

6-2

Florida State 82, Stetson 63 • Edmunds Center, DeLand, Fla.

DELAND, Fla. — Toney Douglas scored 16 points to lead Florida State to an 82-63 victory over Stetson. The Seminoles, fresh off a victory over defending national champion Florida, used their depth to wear down the Hatters. Florida State's reserves outscored Stetson's subs 25-8, led by Ralph Mims' 10 points. Stetson's Garfield Blair and Gabe McMillen led the Hatters with 15 points apiece. Florida State scoring leader Al Thornton finished with 10 points on 3-of-7 shooting, but received plenty of help. Uche Echefu added 12 points for the Seminoles, while Jason Rich finished with 10. The Seminoles led 65-40 midway through the second half before Stetson rallied to within 71-57 with 2:46 remaining. Florida State led 50-28 at halftime, using a 17-4 run to erase at 10-7 deficit. Mims sparked a 90-second surge, sandwiching a four-point play and a 3-pointer around a put-back dunk and two free throws from Thornton. The Seminoles closed the half by scoring the final nine points for their largest lead.

Fla. State	Min	FG	3FG	FT	O-D	Reb	F	A	T	B	S	Pts.
Thornton	28	3-7	0-1	4-4	1-4	5	4	0	3	0	2	10
Echefu	17	2-3	0-1	8-10</								

2006-2007 BOX SCORES

GAME NO. 9

7-2

Florida State 87, Georgia State 55 • Georgia State Sports Arena, Atlanta, Ga.

ATLANTA, Ga. — Two Georgia natives led the way as Florida State scored the first 17 points and rolled to an 87-55 victory over Georgia State. Guard Toney Douglas, from Jonesboro, Ga., led Florida State with 25 points while making 5-of-6 3-point attempts. Forward Al Thornton, from Perry, Ga., celebrated his 23rd birthday with 20 points and nine rebounds. Florida State was never challenged after dominating the opening minutes, though Georgia State pulled to within 16 points at 55-39 with 10 straight points early in the second half. The Seminoles pushed the lead to 30 points with 3:34 left. Thornton had back-to-back jams, one following a steal, as Florida State scored the first 17 points. Rashad Chase and Leonard Mendez each had 10 points for Georgia State. Jason Rich added 10 points for Florida State.

Fla. State	Min	FG	3FG	FT	O-D	Reb	F	A	T	B	S	Pts.
Thornton	32	5-12	0-5	10-12	3-6	9	2	2	2	1	2	20
Echefu	21	3-5	0-0	0-0	1-6	7	3	3	4	0	0	6
Swann	29	3-8	2-6	0-0	2-1	3	3	7	3	1	2	8
Douglas	28	10-14	5-6	0-0	0-2	2	1	2	1	0	3	25
Rich	30	4-6	0-0	2-2	2-1	3	0	2	1	0	3	10
Mims	19	1-6	0-4	1-1	1-3	4	3	0	3	0	1	3
Allen	21	3-5	2-4	0-0	1-3	4	3	0	1	0	1	8
Hoff	2	0-2	0-2	0-0	0-1	1	0	0	0	0	0	0
Zitani	2	0-1	0-0	0-0	1-0	1	0	0	0	0	0	0
Reid	16	3-6	0-0	1-2	2-4	6	1	0	1	2	0	7
Team					1-0	1			1			
Totals	200	32-65	9-27	14-17	14-27	41	16	16	17	4	12	87

Ga. State	Min	FG	3FG	FT	O-D	Reb	F	A	T	B	S	Pts.
Chase	27	5-13	0-2	0-1	5-2	7	3	2	8	0	2	10
Perique	30	4-10	0-1	0-0	7-3	10	4	0	3	0	0	8
McBride	28	1-11	1-8	2-2	3-0	3	1	1	2	0	0	5
Mendez	28	4-12	2-4	0-0	0-5	5	0	2	1	1	0	10
Larris	22	3-7	2-4	0-0	0-1	1	0	0	1	0	2	8
Goldston	18	2-7	1-4	0-1	0-2	2	1	1	4	0	0	5
Cartwright	22	2-5	0-1	1-2	2-1	3	5	0	0	0	3	5
Lott	7	0-0	0-0	0-0	0-0	0	0	0	1	0	0	0
Dickerson	18	2-2	0-0	0-0	2-4	6	2	0	1	1	0	4
Team					0-1	1						
Totals	200	23-67	6-24	3-6	19-19	38	16	6	21	2	7	55

FG%: Florida State, .492; Georgia State, .343. 3FG%: Florida State, .333; Georgia State, .250. FT%: Florida State, .824; Georgia State, .500. Technical Fouls: None. Officials: Duke Edsall, Mike Eades, Les Jones

Team	1st Half	2nd Half	OT	Total	Team	1st Half	2nd Half	OT	Total
Florida State	51	36	—	87	Georgia State	27	28	—	55

GAME NO. 11

9-2

Florida State 81, High Point 64 • Donald L. Tucker Center, Tallahassee, Fla.

TALLAHASSEE, Fla. — Al Thornton scored 22 points as Florida State cruised to an 81-64 victory over High Point. The Seminoles utilized a 30-5 run to start the second half to seal their fifth straight win. Florida State also got 15 points from Toney Douglas, and Uche Echefu finished with his first career double-double of 11 points and a career-high 12 rebounds. Thornton also added a career-high four blocks, and his 3-pointer at the 3:12 mark in the first half put him over 1,000 points in his career. He finished the game with 1,011 career points. High Point, playing its third ACC opponent of the season, never found its touch in the second half. The Panthers only scored five points in the first 14 minutes of the second half, including a stretch that saw High Point go over nine minutes without a field goal. Arizona Reid's 17 points and six rebounds led High Point, and Landon Quick added 11 points and five assists. High Point took a brief lead with 13 seconds left in the first half, but Thornton's 3-pointer just before the buzzer gave the Seminoles a 43-41 halftime lead.

High Pt.	Min	FG	3FG	FT	O-D	Reb	F	A	T	B	S	Pts.
Minnis	25	3-5	0-0	2-2	1-1	2	3	0	2	0	0	8
Reid	32	8-21	0-2	1-2	1-5	6	4	2	1	0	1	17
Jefferson	32	6-16	3-7	0-1	1-1	2	2	3	3	0	2	15
Harris	22	1-3	0-2	0-0	3-1	4	2	0	4	0	0	2
Quick	28	4-8	1-2	2-2	1-1	2	3	5	2	0	2	11
Crowder	12	1-3	0-1	0-0	2-0	2	1	2	2	1	0	2
Burns	15	1-2	0-1	0-0	1-1	2	0	0	1	0	0	2
Flowers	1	0-1	0-1	0-0	0-0	0	0	0	0	0	0	0
Witek	1	0-0	0-0	0-0	0-0	0	0	0	0	0	0	0
Boswell	1	0-0	0-0	0-0	0-0	0	0	0	0	0	0	0
Davidson	3	1-1	0-0	0-0	0-1	1	0	0	0	0	0	2
Bowen	16	2-3	1-2	0-0	0-4	4	0	0	0	0	1	5
Taylor	1	0-0	0-0	0-0	0-0	0	0	0	0	0	0	0
Daniels	12	0-2	0-0	0-0	4-3	7	2	0	0	3	0	0
Team					2-3	5	1					
Totals	200	27-65	5-18	5-7	16-21	37	18	12	15	4	6	64

Fla. State	Min	FG	3FG	FT	O-D	Reb	F	A	T	B	S	Pts.
Thornton	30	7-12	3-5	5-6	2-2	4	1	1	2	4	0	22
Echefu	24	4-8	2-3	1-2	5-7	12	2	0	0	2	0	11
Swann	25	1-8	0-5	0-0	0-1	1	3	4	1	0	2	2
Douglas	21	6-10	0-2	3-3	0-2	2	3	2	2	0	0	15
Rich	28	4-8	0-1	2-3	3-2	5	2	0	3	0	1	10
Soto	4	0-1	0-1	0-0	0-1	1	0	0	0	0	0	0
Mims	20	0-1	0-0	3-4	2-2	4	0	2	3	1	1	3
Allen	16	3-5	1-2	0-0	0-2	2	0	0	0	2	0	7
Breeden	19	4-7	1-3	0-1	1-2	3	1	0	0	0	1	9
Hoff	1	1-1	0-0	0-0	1-0	1	0	0	0	0	0	2
Zitani	1	0-0	0-0	0-0	0-0	0	0	0	0	0	0	0
Reid	11	0-0	0-0	0-0	0-2	2	0	0	2	2	0	0
Team					0-1	1						
Totals	200	30-61	7-22	14-19	14-24	38	12	9	15	9	6	81

FG%: High Point, .415; Florida State, .492. 3FG%: High Point, .278; Florida State, .318. FT%: High Point, .714; Florida State, .737. Technical Fouls: High Point — Arizona Reid, Team. Officials: Jamie Luckie, Jerry Heater, Curtis Shaw

Team	1st Half	2nd Half	OT	Total	Team	1st Half	2nd Half	OT	Total
High Point	41	23	—	64	Florida State	43	38	—	81

GAME NO. 10

8-2

Florida State 88, Southeastern Louisiana 62 • Donald L. Tucker Center, Tallahassee, Fla.

TALLAHASSEE, Fla. — Jason Rich scored 16 points and Florida State cruised to an 88-62 victory over Southeastern Louisiana. Florida State outscored the Lions 48-26 in the paint, shot a season-best 55 percent from the field, and finished 18-for-21 from the line. Rich was seven-of-10 from the field and added four rebounds and three assists. Casaan Breeden scored a career-high 13 points in only 16 minutes. Isaiah Swann had 13, and Al Thornton and Toney Douglas each scored 10. Joseph Polite had 14 points and eight rebounds for Southeastern Louisiana (5-4), and Quennell Green added 12 points. The Lions were three-of-19 from 3-point range and turned the ball over 21 times, leading to 22 Seminoles points.

SELU	Min	FG	3FG	FT	O-D	Reb	F	A	T	B	S	Pts.
Green	31	5-16	0-4	2-2	2-4	6	2	1	5	0	0	12
Polite	26	7-10	0-0	0-1	5-3	8	3	0	3	2	1	14
Cohen	21	1-11	1-8	4-4	0-4	4	0	0	4	0	0	7
Green	21	1-2	0-1	0-0	3-0	3	0	2	1	0	0	2
Bryant	29	2-6	2-3	1-2	0-3	3	0	4	3	0	3	7
Sullivan	13	3-4	0-0	0-0	1-3	4	4	0	1	0	2	6
Nicks	16	2-3	0-0	2-2	1-0	1	1	1	2	0	0	6
Nance	3	0-2	0-2	0-0	0-0	0	0	0	0	0	0	0
Cyprien	22	1-5	0-1	0-0	1-1	2	1	1	1	0	1	2
Cummings	17	2-5	0-0	2-2	0-1	1	4	1	1	0	2	6
Verner	1	0-0	0-0	0-0	0-0	0	0	0	0	0	0	0
Team					2-0	2						
Totals	200	24-64	3-19	11-13	15-19	34	15	10	21	2	10	62

Fla. State	Min	FG	3FG	FT	O-D	Reb	F	A	T	B	S	Pts.
Thornton	27	4-11	0-3	2-3	0-6	6	1	1	3	1	1	10
Echefu	22	3-6	0-2	0-0	1-4	5	2	1	1	0	2	6
Swann	25	5-7	2-3	0-0	0-4	4	1	3	2	0	1	12
Douglas	23	4-10	0-1	2-2	1-1	2	2	2	2	0	0	10
Rich	23	7-10	0-0	2-2	3-1	4	1	3	4	0	1	16
Mims	18	1-3	1-1	2-2	1-2	3	1	0	2	0	2	5
Allen	24	1-3	1-3	4-4	0-1	1	1	1	1	0	2	7
Breeden	16	5-5	0-0	3-3	0-1	1	2	0	1	0	1	13
Hoff	3	0-1	0-0	0-0	0-1	1	0	0	0	0	0	0
Zitani	3	0-1	0-0	2-2	1-1	2	2	0	1	0	0	2
Reid	16	3-3	0-0	1-3	2-3	5	0	2	2	0	1	7
Team					1-1	2						
Totals	200	33-60	4-13	18-21	10-26	36	13	13	19	1	11	88

FG%: SE Louisiana, .375; Florida State, .550. 3FG%: SE Louisiana, .158; Florida State, .308. FT%: SE Louisiana, .846; Florida State, .857. Technical Fouls: SE Louisiana — Bench. Florida State — None. Officials: Tony Greene, Steve Coleman, Bill Covington, Jr.

Team	1st Half	2nd Half	OT	Total	Team	1st Half	2nd Half	OT	Total
SE Louisiana	30	32	—	62	Florida State	55	33	—	88

GAME NO. 12

10-2

Florida State 78, Coastal Carolina 65 • Donald L. Tucker Center, Tallahassee, Fla.

TALLAHASSEE, Fla. — Al Thornton scored 21 points to help Florida State beat Coastal Carolina 78-65. The Chanticleers never found an answer for Thornton, who finished six-for-eight from the field and eight-for-10 from the free throw line. He also added six rebounds and four steals. The Seminoles also got 17 points from Toney Douglas, and Jason Rich added 15. Most of Coastal Carolina's offense came from Jack Leasure. Leasure's 13 second-half points brought his team back into the game after trailing 41-33 at halftime. He finished with 17 to lead the Chanticleers. Coastal Carolina pulled within six points with 3:34 left in the game, but the Seminoles rattled off nine straight points to seal Florida State's sixth consecutive win. The Chanticleers made six-of-13 3-pointers in the second half. Moses Sonko recorded his third double-double of the season with 14 points and 13 rebounds for the Chanticleers, who also got 14 points from Joshua Mack.

Coastal	Min	FG	3FG
---------	-----	----	-----

2006-2007 BOX SCORES

GAME NO. 13

11-2

Florida State 76, Saint Peter's 63 • Donald L. Tucker Center, Tallahassee, Fla.

TALLAHASSEE, Fla. — Al Thornton scored 14 points and Florida State overcame a slow start for its seventh straight victory, a 76-63 win over Saint Peter's. Saint Peter's struggled to deal with Florida State's depth. The Seminole reserves outscored Saint Peter's bench 29-13. Isaiah Swann had 12 points for the Seminoles, Ralph Mims and Casaan Breeden each added 11, and Jason Rich had 10. Florida State utilized runs of 9-0 and 10-1 to take a 40-31 halftime lead. Thornton scored 12 of his 14 in the first half. The Peacocks had 25 turnovers, and struggled to find their touch outside, making just 1-of-11 3-point shots. Saint Peter's Todd Sowell led all scorers with 21 points. He added 11 rebounds to record his sixth double-double this season.

St. Peter's	Min	FG	3FG	FT	O-D	Reb	F	A	T	B	S	Pts.
Martin	30	2-5	0-1	0-0	2-5	7	1	0	3	2	3	4
Sowell	38	8-11	0-0	7-8	3-8	11	4	1	1	2	2	23
Orta	38	5-14	1-6	4-4	1-3	4	3	0	3	0	1	15
Spann	24	3-10	0-3	0-2	1-0	1	3	1	4	0	2	6
Spitler	24	1-7	0-1	0-0	4-1	5	3	2	5	0	1	2
Gooding	30	5-11	0-0	3-5	3-4	7	2	4	7	0	1	13
Gore	14	0-0	0-0	0-0	0-2	2	2	0	2	0	0	0
Reeves	2	0-0	0-0	0-0	0-1	1	0	0	0	0	0	0
Team					3-1	4						
Totals	200	24-58	1-11	14-19	17-25	42	18	8	25	4	10	63

Fla. State	Min	FG	3FG	FT	O-D	Reb	F	A	T	B	S	Pts.
Thornton	28	6-11	1-3	1-1	0-4	4	0	2	1	3	2	14
Echefe	23	1-7	0-1	2-2	0-5	5	3	2	1	2	0	4
Swann	23	5-8	1-3	1-2	1-5	6	2	3	4	0	2	12
Douglas	24	2-5	1-2	2-4	0-1	1	1	4	3	0	2	7
Rich	18	4-6	0-0	2-2	0-0	0	3	1	1	0	0	10
Soto	6	0-0	0-0	0-0	0-0	0	0	0	1	0	0	0
Mims	22	3-4	1-1	4-4	0-0	0	0	2	2	0	2	11
Allen	19	2-5	1-3	0-0	2-1	3	4	1	1	0	2	5
Breeden	23	3-5	2-2	3-4	2-1	3	1	1	1	1	0	11
Hoff	2	0-1	0-0	0-0	0-0	0	0	0	0	0	0	0
Zitani	2	0-1	0-0	0-0	0-0	0	1	0	0	0	0	0
Reid	10	1-3	0-0	0-0	0-1	1	1	0	1	1	0	2
Team					2-0	2						
Totals	200	27-56	7-15	15-19	7-18	25	16	16	16	7	10	76

FG%: Saint Peter's, .414, Florida State, .482. 3FG%: Saint Peter's, .091, Florida State, .467. FT%: Saint Peter's, .737, Florida State, .789. Technical Fouls: None. Officials: Duke Edsall, Jerry Heater, Doug Simmons

Team	1st Half	2nd Half	OT	Total	Team	1st Half	2nd Half	OT	Total
Saint Peter's	31	32	—	63	Florida State	40	36	—	76

GAME NO. 14

12-2

Florida State 92, Providence 62 • St. Pete Times Forum, Tampa, Fla.

TAMPA, Fla. — Jason Rich scored 17 points and Isaiah Swann added 14 as Florida State tuned up for the start of its Atlantic Coast Conference schedule with a 92-62 win over Providence. Al Thornton scored 11 for the Seminoles who will take an eight-game winning streak into their ACC opener against Clemson on Jan. 3. Providence missed 15-of-20 shots from the field in the second half and shot 36 percent overall. With Thornton riding the bench for 16 minutes because of foul trouble, the Seminoles overcame an early 13-2 deficit and led by as many as 13 before settling for a 45-34 halftime advantage. Rich made six-of-seven shots in the opening half, then Swann scored 10 during the 21-4 run Florida State put together in the first eight minutes of the second half to build the lead to 66-38. The Seminoles defense limited Providence to one field goal during the stretch. Dwain Williams led Providence with 15 points. Geoffrey McDermott and Herbert Hill finished with 11 apiece.

Prov.	Min	FG	3FG	FT	O-D	Reb	F	A	T	B	S	Pts.
McDermott	36	3-12	1-2	4-5	2-5	7	3	4	5	0	1	11
Burch	28	1-2	1-2	0-0	1-6	7	3	1	3	0	0	3
Hill	17	5-6	0-0	1-2	2-1	3	5	1	1	0	0	11
Williams	35	3-10	1-5	8-10	1-0	1	2	4	5	0	1	15
Efejuku	22	0-3	0-3	4-4	0-2	2	2	1	6	1	2	4
Baudinet	3	0-0	0-0	0-0	0-0	0	0	0	1	0	0	0
Barnet	11	0-2	0-1	1-2	0-0	0	0	0	1	0	0	1
McKenzie	21	2-5	2-5	0-1	0-1	1	3	1	0	0	1	6
Kale	20	3-6	0-0	4-6	3-4	7	1	0	0	0	0	10
Hall	7	0-1	0-0	1-2	1-1	2	1	0	0	0	0	1
Team					0-0	0						
Totals	200	17-47	5-18	23-32	10-20	30	20	12	22	1	5	62

Fla. State	Min	FG	3FG	FT	O-D	Reb	F	A	T	B	S	Pts.
Thornton	14	4-8	0-1	3-4	2-0	2	3	0	3	1	3	11
Echefe	18	2-5	0-1	2-2	0-4	4	3	0	2	1	0	6
Swann	20	6-9	2-4	0-0	0-2	2	3	4	1	0	3	14
Douglas	24	3-8	0-3	2-3	2-3	5	1	2	0	0	0	8
Rich	27	7-10	1-1	2-3	1-4	5	1	3	1	0	2	17
Soto	7	0-1	0-1	0-0	0-0	0	1	0	1	0	0	0
Mims	19	3-6	1-2	2-2	0-5	5	1	7	1	0	2	9
Allen	25	2-3	1-2	0-0	0-1	1	3	3	0	0	1	5
Breeden	20	3-7	2-5	0-0	0-2	2	5	3	1	0	2	8
Hoff	4	2-2	1-1	0-0	0-1	1	2	0	0	0	0	5
Zitani	4	1-3	0-0	0-0	1-1	2	0	0	0	0	0	2
Reid	18	3-3	0-0	1-2	5-2	7	3	1	1	1	0	7
Team					0-0	0						
Totals	200	36-65	8-21	12-16	11-25	36	26	23	11	3	13	92

FG%: Providence, .362, Florida State, .554. 3FG%: Providence, .278, Florida State, .381. FT%: Providence, .719, Florida State, .750. Technical Fouls: None. Officials: Karl Hess, Curtis Shaw, John Cahill

Team	1st Half	2nd Half	OT	Total	Team	1st Half	2nd Half	OT	Total
Providence	34	28	—	62	Florida State	45	47	—	92

GAME NO. 15

12-3, 0-1

Clemson 68, Florida State 66 • Donald L. Tucker Center, Tallahassee, Fla.

TALLAHASSEE, Fla. — Cliff Hammonds' lay-up with three seconds left lifted No. 23 Clemson to a 68-66 win over Florida State in the Atlantic Coast Conference opener for both schools. Vernon Hamilton, who led Clemson with 19 points, brought the ball up and fired a pass to Hammonds for the winner. Hammonds also made a 3-pointer with two minutes left to put the Tigers in front 64-62. Florida State had tied it with 6.5 seconds left on a tip-in by Ryan Reid. Clemson led by as many as a dozen, 41-29 late in the first half, but Florida State tied it at 56 on Al Thornton's basket with 5:45 left and led 62-61 on a Tony Douglas free throw with 2:20 to go. Hamilton shot eight-for-11 from the floor, including three-of-five from behind the 3-point arc. K.C. Rivers added 16 points and James Mays 14 for Clemson, which shot 47.6 percent and managed a 32-30 rebounding advantage behind freshman Trevor Booker's nine boards. Thornton led the Seminoles with 19 points. Isaiah Swann scored 13 points and Jason Rich added 12 for Florida State, which shot 46 percent and made 16-of-20 foul shots. Clemson was 2-of-5 from the free throw line.

Clemson	Min	FG	3FG	FT	O-D	Reb	F	A	T	B	S	Pts.
Perry	15	2-2	0-0	0-0	0-0	0	2	1	3	0	2	4
Mays	34	6-10	0-1	2-4	2-4	6	2	0	3	1	3	14
Booker	23	2-5	0-0	0-0	5-4	9	4	2	3	2	2	4
Hamilton	31	8-11	3-5	0-0	0-1	1	0	3	4	0	1	19
Hammonds	37	4-12	1-6	0-1	0-2	2	1	3	0	0	0	9
Rivers	30	7-16	2-6	0-0	3-2	5	2	2	0	0	2	16
Sykes	13	1-1	0-0	0-0	2-1	3	0	1	2	1	1	2
Potter	7	0-1	0-1	0-0	0-1	1	4	0	1	0	0	0
Powell	10	0-5	0-4	0-0	1-1	2	2	0	2	0	0	0
Team					2-1	3						
Totals	200	30-63	6-23	2-5	15-17	32	17	12	18	4	11	68

Fla. State	Min	FG	3FG	FT	O-D	Reb	F	A	T	B	S	Pts.
Thornton	33	7-14	0-1	5-7	4-2	6	2	2	1	2	3	19
Echefe	19	3-5	0-1	1-1	0-3	3	1	0	5	0	1	7
Swann	32	5-10	3-6	0-0	0-3	3	4	5	3	1	2	13
Douglas	23	3-8	0-2	1-2	1-4	5	1	0	4	0	1	7
Rich	37	2-6	1-3	7-8	2-1	3	2	1	1	0	3	12
Mims	17	1-2	0-0	2-2	0-1	1	0	1	5	0	0	4
Allen	11	0-3	0-1	0-0	0-1	1	0	0	1	0	1	0
Breeden	7	1-1	0-0	0-0	0-0	0	0	0	1	0	0	2
Reid	21	1-1	0-0	0-0	1-3	4	1	1	0	1	0	2
Team					3-1	4						
Totals	200	23-50	4-14	16-20	11-19	30	11	10	21	4	11	66

FG%: Clemson, .476, Florida State, .460. 3FG%: Clemson, .261, Florida State, .286. FT%: Clemson, .400, Florida State, .800. Technical Fouls: None. Officials: Karl Hess, Les Jones, Ray Natili

Team	1st Half	2nd Half	OT	Total	Team	1st Half	2nd Half	OT	Total
Clemson	41	27	—	68	Florida State	36	30	—	66

GAME NO. 16

12-4, 0-2

North Carolina 84, Florida State 58 • Dean Smith Center, Chapel Hill, N.C.

CHAPEL HILL, N.C. — Tyler Hansbrough scored 20 of his 25 points in the second half, and No. 2 North Carolina beat Florida State 84-58. Freshman Brandon Wright added 20 points. Al Thornton had 29 points to lead Florida State. North Carolina took control with a 20-7 run late in the first half, and then broke the game open by starting the second half on a 15-6 run that pushed the Tar Heels' lead into double figures to stay. Jason Rich added 10 points for Florida State. The Tar Heels won their fifth straight in the series, and they didn't need any last-second heroics this time. Hansbrough played a big part in both of North Carolina's significant spurts. He scored five points during the Tar Heels' run late in the first half, starting the spurt by driving down the lane and dunking to put the Tar Heels ahead for good with a 14-13 lead. The run ended when Wes Miller's 3-pointer from the right wing made it 32-20 with 4:26 until halftime. Then, Hansbrough scored eight points — including a pair of three-point plays — and the Tar Heels opened the second half with the run that put them up by double figures to stay.

Fla. State	Min	FG	3FG	FT	O-D	Reb	F	A	T	B	S	Pts.
Thornton	33	11-19	3-4	4-5	4-8	12	3	0	3	0	1	29
Echefe	22	0-4	0-3	1-2	3-3	6	3	1	1	1	1	1
Rich	29	4-8	1-1	1-2	0-5	5	0	1	1	1	0	10
Swann	26	2-11	0-4	2-2	0-0	0	2	3	1	0	1	6
Douglas	29											

2006-2007 BOX SCORES

GAME NO. 17

12-5, 0-3

Georgia Tech 88, Florida State 80 • Alexander Memorial Coliseum

ATLANTA, Ga. — Freshman Javaris Crittenton scored 23 points, senior Mario West scored 18 and Georgia Tech overcame a slow start to defeat Florida State 88-80. Florida State trailed by as many as 13 in the opening half before closing to 41-34 at the break. But the Seminoles got off to a sloppy start in the second half, turning the ball over six straight possessions at one point, and never got any closer than five points the rest of the way. Georgia natives Toney Douglas and Al Thornton led the Seminoles. Douglas scored 22 points, while Thornton had 20.

Fla. State	Min	FG	3FG	FT	O-D	Reb	F	A	T	B	S	Pts.
Thornton	37	7-13	1-2	5-5	3-3	6	5	1	1	1	0	20
Echefu	26	3-7	1-4	6-6	0-4	4	4	1	1	0	3	13
Swann	20	2-4	1-2	0-0	0-3	3	5	4	3	0	1	5
Douglas	36	7-16	2-3	6-6	1-1	2	3	7	5	0	4	22
Rich	28	3-4	1-1	0-0	3-2	5	4	0	5	0	0	7
Mims	16	2-3	2-2	0-0	1-0	1	1	3	2	0	2	6
Allen	18	1-4	0-2	0-0	1-1	2	2	1	0	0	0	2
Breeden	5	2-2	0-0	0-0	0-0	0	2	0	0	0	0	4
Reid	14	0-0	0-0	1-4	0-1	1	0	0	1	0	0	1
Team					2-1	3						
Totals	200	27-53	8-16	18-21	11-16	27	26	17	18	1	10	80

G. Tech	Min	FG	3FG	FT	O-D	Reb	F	A	T	B	S	Pts.
Smith	27	0-1	0-0	1-2	3-2	5	2	2	3	0	1	1
Young	27	5-13	2-5	2-3	1-1	2	1	2	0	0	0	14
Dickey	27	2-3	0-0	2-2	1-4	5	5	1	6	1	1	6
Crittenton	30	8-11	3-6	4-4	0-1	1	4	5	1	0	2	23
Faye	10	1-3	0-1	2-2	0-1	1	2	2	2	1	2	4
West	26	4-6	1-3	9-13	1-4	5	3	3	0	1	2	18
Bell	4	0-0	0-0	0-0	0-0	0	0	0	1	0	1	0
Morrow	28	5-8	3-3	4-5	2-1	3	1	1	1	0	1	17
Peacock	21	1-3	1-3	2-3	2-1	3	1	2	2	0	0	5
Team					0-0	0						
Totals	200	26-48	10-21	26-34	10-15	25	19	18	17	3	10	88

FG%: Florida State, .509, Georgia Tech, .542. 3FG%: Florida State, .500, Georgia Tech, .476. FT%: Florida State, .857, Georgia Tech, .765. Technical Fouls: None. Officials: Bryan Kersey, Tim Nestor, Mike Stuart

Team	1st Half	2nd Half	OT	Total	Team	1st Half	2nd Half	OT	Total
Florida State	34	46	—	80	Georgia Tech	41	47	—	88

GAME NO. 19

14-5, 2-3

Florida State 86, Miami 67 • Donald L. Tucker Center, Tallahassee, Fla.

TALLAHASSEE, Fla. — Jason Rich scored 16 points and Al Thornton added 15 as Florida State ran past Miami 86-67. The Seminoles shot 50.9 percent and were 13 of 23 from 3-point range. Rich sparked an early run that put the Seminoles up by a dozen midway through the first half and the game was never close afterward. Florida State, which led by 33 late in the game, built its lead to 60-36 early in the second half and upped it to 69-39 on Jerel Allen's lay-up with 10:59 left. Florida State led 47-28 at the half, benefiting mostly from deadly outside shooting — hitting nine of 13 from 3-point distance. The Seminoles hit 7 of their first 10 tries from long distance while building a 25-13 lead midway through the opening half. Two of Rich's 3-point shots, just 28 seconds apart, started an 18-5 Seminole run that opened the early 12-point lead. Miami, meanwhile, was cold from the floor — shooting just 35.5 percent and only 30.8 percent in the first half. The Hurricanes were led by Denis Clemente's 15 points. Anthony Harris, Brian Asbury and Dwayne Collins all contributed a dozen. Thornton hit 6 of his 10 shots and was one of four Seminoles with four rebounds. At the half, Florida State retired the uniform jersey of former player and Coach Hugh Durham, whose 1972 Seminoles finished as the 1972 NCAA runner-up to UCLA. He joins former player Dave Cowens as the lone Seminoles whose jerseys hang in the rafters.

Miami	Min	FG	3FG	FT	O-D	Reb	F	A	T	B	S	Pts.
Collins	33	4-8	0-0	4-6	4-0	4	1	1	1	1	0	12
Copeland	21	0-2	0-1	0-0	3-1	4	2	0	1	0	1	0
Harris	31	5-10	2-6	0-0	0-2	2	2	3	2	0	0	12
Clemente	30	5-14	3-8	2-2	1-1	2	3	2	2	0	1	15
Asbury	29	2-7	0-2	8-9	4-3	7	4	2	2	0	0	12
Gilbert	8	0-2	0-2	0-0	2-2	4	2	1	0	1	0	0
Dews	13	3-6	2-4	0-0	0-4	4	1	1	2	0	0	8
McClinton	26	3-11	1-7	1-1	1-3	4	2	0	2	0	0	8
Hicks	9	0-2	0-0	0-0	1-0	1	2	0	0	0	0	0
Team					1-2	3						
Totals	200	22-62	8-30	15-18	17-18	35	19	10	12	2	2	67

Fla. State	Min	FG	3FG	FT	O-D	Reb	F	A	T	B	S	Pts.
Thornton	25	6-10	0-1	3-3	3-1	4	2	0	2	0	0	15
Echefu	19	5-8	3-6	0-0	0-3	3	3	1	0	0	1	13
Swann	21	4-6	4-6	2-2	0-3	3	2	4	0	0	0	14
Douglas	25	1-3	1-1	0-0	1-1	2	1	7	1	0	0	3
Rich	24	5-7	2-2	4-4	2-2	4	1	1	1	0	0	16
Soto	8	0-3	0-0	1-2	0-3	3	0	1	0	0	0	1
Mims	19	3-6	2-4	0-1	0-4	4	0	3	1	0	2	8
Allen	19	2-4	0-1	0-1	0-1	1	2	3	2	0	0	4
Breeden	15	2-3	1-1	3-5	2-2	4	2	0	0	0	0	8
Hoff	4	0-1	0-1	0-0	0-0	0	0	0	0	0	0	0
Zitani	4	0-2	0-0	0-0	0-0	0	0	0	0	0	0	0
Reid	17	1-4	0-0	2-2	0-1	1	2	1	1	0	2	4
Team					2-3	5						
Totals	200	29-57	13-23	15-20	10-24	34	15	21	8	0	5	86

FG%: Miami, .355, Florida State, .509. 3FG%: Miami, .267, Florida State, .565. FT%: Miami, .833, Florida State, .750. Technical Fouls: None. Officials: Karl Hess, Gary Maxwell, Raymond Stynors

Team	1st Half	2nd Half	OT	Total	Team	1st Half	2nd Half	OT	Total
Miami	28	39	—	67	Florida State	47	39	—	86

GAME NO. 18

13-5, 1-3

Florida State 82, Virginia Tech 73 • Donald L. Tucker Center, Tallahassee, Fla.

TALLAHASSEE, Fla. — All-America candidate Al Thornton scored all of his 27 points in the second half as the Seminoles snapped a three-game losing streak with an 82-73 over Virginia Tech handing the Hokies' their first ACC loss of the season. "He took the game over," Virginia Tech coach Seth Greenberg said. "He's a special player." Toney Douglas added 22 points for Florida State. The 6-foot-8 Thornton was limited to just one shot in the first half while his teammates picked up the slack and built a 39-23 lead. Virginia Tech, which beat Duke and then-No. 1 North Carolina in an eight-day span, pulled within 52-51 midway through the second half on a jumper by Coleman Collins, but never got the lead. Zaban Dowdell had 23 points for the Hokies, who moved into the Top 25 this week for the first time since 1996. They had won four straight and nine of 10. Deron Washington added 18 points and Collins had 15 for Virginia Tech, which lost despite shooting 70.8 percent from the field in the second half. Thornton, the ACC's leading scorer in conference games, had 11 rebounds in the second half while going 8-of-13 from the field and 10-of-11 from the free throw line. The Seminoles finished 31-of-34 from the line. Thornton just beat the 35-second shot clock with a 30-foot turnaround jumper that gave Florida State a 68-57 lead with 4:09 left. The Seminoles built a 34-18 lead in the opening 14:41 by hitting 10 of their first 15 shots from the field and making all 10 free throws.

V. Tech	Min	FG	3FG	FT	O-D	Reb	F	A	T	B	S	Pts.
Washington	30	7-11	2-3	2-4	0-1	1	3	1	3	0	0	18
Witcher	13	0-0	0-0	0-0	0-0	0	0	0	0	0	0	0
Collins	29	6-7	0-0	3-4	2-4	6	4	3	2	0	0	15
Dowdell	37	6-14	1-5	10-14	0-4	4	1	5	0	0	4	23
Gordon	34	4-7	0-0	0-0	0-3	3	5	7	4	0	0	8
Munson	17	2-3	0-1	0-0	0-1	1	2	2	1	0	0	4
Krabbendam	2	0-1	0-1	0-0	0-0	0	0	0	0	0	0	0
Salles	10	0-2	0-0	2-4	2-0	2	1	2	0	0	1	2
Diakite	9	0-0	0-0	0-0	0-1	1	1	0	2	1	0	0
Vassalo	15	1-1	1-1	0-0	0-1	1	5	0	2	1	0	3
Tucker	4	0-0	0-0	0-0	0-0	0	2	0	0	0	0	0
Team					1-2	3						
Totals	200	26-46	4-11	17-26	5-17	22	24	20	14	2	5	73

Fla. State	Min	FG	3FG	FT	O-D	Reb	F	A	T	B	S	Pts.
Thornton	37	8-14	1-2	10-11	5-8	13	1	1	2	2	0	27
Echefu	13	1-1	1-1	3-3	0-2	2	4	2	1	0	0	6
Swann	29	3-6	0-3	2-2	0-3	3	3	0	2	0	0	8
Douglas	33	6-11	1-4	9-11	1-1	2	4	2	3	1	2	22
Rich	36	3-8	1-2	2-2	2-2	4	3	3	1	0	1	9
Mims	13	0-2	0-0	2-2	0-0	0	1	1	1	0	0	2
Allen	10	1-4	1-3	2-2	1-1	2	2	1	2	0	0	5
Breeden	7	0-1	0-0	0-0	0-0	0	3	0	0	0	0	0
Reid	22	1-2	0-0	1-1	0-1	1	3	0	1	0	0	3
Team					2-1	3						
Totals	200	23-49	5-15	31-34	11-19	30	24	10	13	3	3	82

FG%: Virginia Tech, .565, Florida State, .469. 3FG%: Virginia Tech, .364, Florida State, .333. FT%: Virginia Tech, .654, Florida State, .912. Technical Fouls: None. Officials: Jamie Luckie, Bernard Clinton, Brian Dorsey

Team	1st Half	2nd Half	OT	Total	Team	1st Half	2nd Half	OT	Total
Virginia Tech	23	50	—	73	Florida State	39	43	—	82

GAME NO. 20

14-6, 2-4

Boston College 85, Florida State 82 • Silvio O. Conte Forum

CHESTNUT HILL, Mass. — Sean Marshall hit the game-winning 3-pointer over two defenders at the buzzer, finishing with 22 points and 10 rebounds to lead Boston College to an 85-82 victory over Florida State. Marshall had a chance to give the Eagles a three-point lead with 17.1 seconds left. But he missed the first of two free throws, allowing Toney Douglas to tie it 82-81 with a pair from the line and 9.7 seconds to play. After BC struggled to get the ball across midcourt and had to call a timeout, Marshall took the inbound pass, dribbled over the left side and shot. The ball swished through the net as the buzzer sounded, and Marshall stripped off his jersey as he ran over to the student section. Al Thornton scored 22 with eight rebounds for Florida State. Tyrese Rice had 26 points, scoring 16 in the final 14 minutes, including a double-pump jump shot from the lane that rolled in off the rim to give BC the lead with 31.4 seconds left. Jared Dudley, who had 23, then got a hand in Thornton's face on the Seminoles' next possession, and Marshall grabbed the rebound before getting fouled.

Fla. State	Min	FG	3FG	FT	O-D	Reb	F	A	T	B	S	Pts.
Thornton	34	6-12	1-1	9-9	3-5	8	4	1	1	0	2	22
Echefu	24	4-10	2-4	0-0	2-3	5	2	0	0	0	0	10
Swann	32	5-7	3-5	0-1	0-3	3	2	7	3	0	0	13
Douglas	28	4-9	0-0	2-2	0-2	2	2	1	1			

2006-2007 BOX SCORES

GAME NO. 21

15-6, 3-4

Florida State 74, Wake Forest 66 • Donald L. Tucker Center, Tallahassee, Fla.

TALLAHASSEE, Fla. — Al Thornton scored 25 points and grabbed 11 rebounds while Toney Douglas scored 10 straight points late in the second half as Florida State defeated Wake Forest 74-66. Douglas' 3-pointer with 5:18 left gave Florida State a 57-56 lead. He made another for a 64-59 lead with 2:56 left. The difference was at the free throw line where Florida State made 22 of 30 while Wake Forest was just six of 12. Thornton, the ACC's second-leading scorer in conference play, was 11 of 13. Florida State also got 11 points from Isaiah Swann. Kyle Visser finished with 17 points to lead Wake Forest which also got 13 from L.D. Williams, one of its three freshman starters. Another first year player, Ishmael Smith, had nine assists. Florida State, which trailed by as many as eight early in the first half, caught up at 30-30 on Thornton's slam with an offensive rebound. Wake Forest got a putback from the 6-11 Visser seconds later for a 32-30 lead at halftime.

Wake	Min	FG	3FG	FT	O-D	Reb	F	A	T	B	S	Pts.
Skeen	20	2-5	2-5	0-0	0-3	3	4	0	2	0	0	6
Visser	28	6-8	0-0	5-7	1-0	1	3	0	1	0	1	17
Hale	21	3-9	2-8	0-1	0-0	0	2	1	1	0	2	8
Smith	35	3-9	1-4	0-1	0-2	2	1	9	1	0	1	7
Williams	22	5-9	2-3	1-3	1-0	1	3	1	3	0	0	13
Dukes	5	0-0	0-0	0-0	1-0	1	1	1	1	0	0	0
Swinton	20	1-2	0-0	0-0	3-3	6	4	0	1	0	1	2
Gurley	14	3-6	0-2	0-0	1-3	4	1	0	3	0	1	6
Drum	23	2-5	1-1	0-0	1-1	2	4	0	1	0	0	5
Weaver	12	1-1	0-0	0-0	0-0	0	1	0	1	1	0	2
Team						2-2	4					
Totals	200	26-54	8-23	6-12	10-14	24	24	12	15	1	6	66
Fla. State	Min	FG	3FG	FT	O-D	Reb	F	A	T	B	S	Pts.
Thornton	36	7-14	0-1	11-13	6-5	11	3	0	4	0	2	25
Echefu	20	3-6	0-3	0-2	0-1	1	3	1	1	0	1	6
Allen	19	1-3	1-2	0-0	0-1	1	0	3	0	0	1	3
Douglas	23	5-7	3-4	2-2	0-3	3	2	1	4	0	1	15
Rich	25	2-4	0-0	4-4	1-3	4	4	2	3	0	0	8
Swann	32	3-9	2-6	3-3	0-2	2	2	0	3	1	0	11
Mims	21	2-4	0-1	1-2	1-3	4	2	0	1	2	1	5
Breeden	4	0-0	0-0	0-0	0-0	0	0	0	1	0	0	0
Reid	20	0-0	0-0	1-4	0-4	4	1	0	0	0	0	1
Team						1-1	2					
Totals	200	23-47	6-17	22-30	9-23	32	17	7	17	3	6	74

FG%: Wake Forest, .481, Florida State, .489. 3FG%: Wake Forest, .348, Florida State, .353. FT%: Wake Forest, .500, Florida State, .733. Technical Fouls: None. Officials: Duke Edsall, Ray Natili, Roger Ayers

Team	1st Half	2nd Half	OT	Total	Team	1st Half	2nd Half	OT	Total
Wake Forest	32	34	—	66	Florida State	30	44	—	74

GAME NO. 23

17-6, 5-4

Florida State 68, Duke 67 • Cameron Indoor Stadium, Durham, N.C.

DURHAM, N.C. — Al Thornton scored 21 points and Florida State stopped Duke cold in the final minute to seal a 68-67 victory over the eighth-ranked Blue Devils. Toney Douglas added 15 points and Uche Echefu had 12 for the Seminoles, who overcame a 17-point deficit to win their third straight. Duke had two late chances after David McClure rebounded Douglas' miss with about 30 seconds left. The Blue Devils brought it downcourt and called timeout with 7.7 seconds left to set up their final play. DeMarcus Nelson inbounded the ball to Greg Paulus, and he missed a layup. A jump ball was called on the rebound, and the possession arrow pointed toward Duke. Josh McRoberts took the inbound pass in the lane with about two seconds left, and his floater rimmed out. Nelson's putback attempt bounced off the rim as time expired. Paulus finished with a career-high 23 points for Duke. Nelson scored 14 points and McRoberts added 12 for Duke, which held Florida State scoreless over the final 3:18 but couldn't hit the big shot in the final moments. The Seminoles opened up a six-point lead with about three minutes remaining when Ryan Reid's layup made it 68-62 before Duke rallied.

Fla. State	Min	FG	3FG	FT	O-D	Reb	F	A	T	B	S	Pts.
Thornton	39	7-21	2-3	5-6	4-4	8	2	0	3	0	1	21
Swann	13	0-1	0-1	0-0	0-0	0	5	1	1	0	0	0
Douglas	34	6-14	3-5	0-0	0-2	2	4	4	2	0	2	15
Rich	38	4-7	0-1	0-0	0-3	3	1	4	3	0	1	8
Echefu	20	4-6	2-4	2-3	3-3	6	4	1	2	0	0	12
Mims	16	1-1	0-0	1-2	0-2	2	0	1	1	0	0	3
Allen	19	2-4	1-2	0-0	0-2	2	1	1	0	1	1	5
Breeden	1	0-0	0-0	0-0	0-0	0	0	0	0	0	0	0
Reid	20	2-3	0-0	0-0	2-2	4	2	0	0	0	1	4
Team						1-3	4	1				
Totals	200	26-57	8-16	8-11	10-21	31	20	12	12	1	6	68
Duke	Min	FG	3FG	FT	O-D	Reb	F	A	T	B	S	Pts.
McRoberts	34	5-11	1-3	1-2	0-5	5	3	1	1	4	0	12
Thomas	13	0-0	0-0	0-0	2-1	3	3	0	4	0	0	0
Paulus	38	8-13	4-6	3-4	2-2	4	3	3	2	0	0	23
Henderson	23	3-3	0-0	0-0	0-4	4	0	3	0	0	0	6
Nelson	37	6-19	1-5	1-3	2-4	6	1	2	3	1	0	14
McClure	21	0-2	0-0	0-0	0-5	5	3	0	2	1	2	0
Scheyer	28	1-3	0-1	7-7	1-0	1	1	1	0	0	1	9
Zoubek	6	0-1	0-0	3-4	1-0	1	2	0	1	0	0	3
Team						2-2	4					
Totals	200	23-52	6-15	15-20	10-23	33	16	10	13	6	3	67

FG%: Florida State, .456, Duke, .442. 3FG%: Florida State, .500, Duke, .400. FT%: Florida State, .727, Duke, .750. Technical Fouls: Florida State — Team; Duke — Greg Paulus. Officials: Mike Kitts, Bernard Clinton, Curtis Shaw

Team	1st Half	2nd Half	OT	Total	Team	1st Half	2nd Half	OT	Total
Florida State	33	35	—	68	Duke	36	31	—	67

GAME NO. 22

16-6, 4-4

Florida State 96, Maryland 79 • Donald L. Tucker Center, Tallahassee, Fla.

TALLAHASSEE, Fla. — Al Thornton scored 27 points and Jason Rich added a career-high 24 points as Florida State defeated Maryland 96-79. Florida State made 30 of its first 43 shots to maintain a double-digit lead for most of the second half as it evened its ACC record halfway through the conference schedule after an 0-3 start. Thornton, the ACC's top scorer in league games, made 12-of-17 shots and grabbed a game-high eight rebounds while Rich was 10 of 12 from the field for Florida State, which shot 61.7 percent for the game and enjoyed a 33-19 rebound advantage. Florida State led 49-46 in a sizzling first half. The Seminoles, who led by as many as six on four occasions in the half, hit 18 of 28 for 64.3 percent with Maryland 19 of 30 for 63.3 percent. The Terrapins finished the game shooting 57.4 percent, but shot poorly at the free throw line where they made only 11 of 21. Maryland was led by James Gist's 23 points. Greivis Vasquez added 13 and Ekene Ibekwe 10. Gist made 10 of his 14 field goal tries. Toney Douglas added 16 and Isaiah Swann 15 — including a pair of four-point plays when he was fouled on 3-point baskets — for Florida State.

Maryland	Min	FG	3FG	FT	O-D	Reb	F	A	T	B	S	Pts.
Gist	31	10-14	1-2	2-2	4-0	4	2	2	1	2	1	23
Ibekwe	23	4-7	0-0	2-3	2-4	6	3	0	3	1	0	10
Strawberry	30	3-8	1-3	0-2	0-2	2	5	4	1	0	1	7
Vasquez	32	5-8	1-3	2-2	0-0	0	2	3	3	0	0	13
Jones	24	4-9	1-5	0-0	1-1	2	2	1	1	0	0	9
Milbourne	5	0-1	0-0	1-2	0-1	1	0	0	0	0	0	1
Hayes	20	2-4	2-2	2-2	0-0	0	2	0	3	0	1	8
Brown	13	2-2	0-0	0-1	0-2	2	0	2	0	0	0	4
Bowers	9	0-0	0-0	0-1	0-0	0	1	0	0	0	0	0
Neal	1	0-0	0-0	0-0	0-0	0	0	0	0	0	0	0
Osby	12	1-1	0-0	2-6	1-0	1	2	0	1	0	0	4
Team						0-1	1					
Totals	200	31-54	6-15	11-21	8-11	19	19	12	13	3	3	79
Fla. State	Min	FG	3FG	FT	O-D	Reb	F	A	T	B	S	Pts.
Thornton	35	12-17	2-2	1-1	3-5	8	2	1	3	0	2	27
Echefu	20	2-3	1-1	0-0	1-4	5	3	0	1	0	1	5
Swann	34	5-11	3-8	2-2	2-2	4	2	3	2	0	1	15
Douglas	30	5-11	0-2	6-7	1-2	3	2	3	0	0	2	16
Rich	36	10-12	1-2	3-4	2-1	3	2	2	1	0	0	24
Soto	1	0-0	0-0	0-0	0-0	0	0	0	0	0	0	0
Mims	13	1-2	0-1	0-0	0-1	1	1	3	2	0	1	2
Allen	9	0-0	0-0	2-2	1-0	1	1	0	1	0	1	2
Breeden	5	1-1	1-1	0-0	0-0	0	2	0	2	0	0	3
Reid	17	1-3	0-0	0-0	2-1	3	4	0	2	0	0	2
Team						0-5	5					
Totals	200	37-60	8-17	14-16	12-21	33	19	12	14	0	8	96

FG%: Maryland, .574, Florida State, .617. 3FG%: Maryland, .400, Florida State, .471. FT%: Maryland, .524, Florida State, .875. Technical Fouls: None. Officials: Tony Greene, Les Jones, Curtis Shaw

Team	1st Half	2nd Half	OT	Total	Team	1st Half	2nd Half	OT	Total
Maryland	46	33	—	79	Florida State	49	47	—	96

GAME NO. 24

17-7, 5-5

Clemson 71, Florida State 58 • Littlejohn Coliseum, Clemson, S.C.

CLEMSON, S.C. — K.C. Rivers scored 17 points and Clemson hung on to defeat Florida State 71-58. The Seminoles had come in winning five of six, including their first victory ever at Duke, 68-67. But Rivers' bucket with 11:05 left put Florida State behind 15 points and despite a late 15-5 run, the Seminoles could not rally. Cliff Hammonds added 16 points for the Tigers. Al Thornton had 21 points, 13 of them after halftime. He had a layup and then a foul shot to cut Clemson's lead to 55-50 with 4:14 left. But Clemson, one of the ACC's poorest foul-shooting teams, made nine of its next 13 foul shots to remain in front. Thornton, the ACC's second-leading scorer went 12 of 15 from the foul line. For Clemson, Rivers' strong performance got it going. He hadn't scored this much since he had 18 points in a loss to Maryland on Jan. 13. He had two quick baskets and then hit a 3-pointer as Clemson opened a 15-7 lead. Another Rivers' jumper increased the lead to 28-14 with 7:15 left. Rivers' basket with 2:52 remaining broke a more than four-minute dry spell for the Tigers from the field. He finished the half with 13 points as the Tigers took a 36-25 lead into the break.

Fla. State	Min	FG	3FG	FT	O-D	Reb	F	A	T	B	S	Pts.
Thornton	34	4-14	1-5	12-15	0-5	5	5	0	1	0	1	21
Echefu	17	0-2	0-1	1-2	0-5	5	2	0	2	0	1	1
Swann	28	3-8	2-6	1-1	0-1	1	3	4	0	0	1	9
Douglas	32	1-5	0-2	0-0	0-2	2	1	1	2	1	0	2
Rich	25	2-5	0-0	2-2	3-1	4	3	3	5	0	1	6
Mims	18	2-7	0-0	0-0	1-1	2	2	1	1	0	2	5
Allen	18	4-7	1-2	0-0	3-0	3	1	1	0	0	1	8
Breeden	6	0-1	0-0	0-0	1-0	1	2	0	1	0	0	0
Reid	22	3-3	0-0	0-0	4-3	7	3	0	2	0	0	6
Team						1-1	2					
Totals	200	19-52	4-18	16-20	13-19	32	22	10	14	1	7	58
Clemson	Min	FG	3FG	FT	O-D	Reb	F	A	T	B	S	Pts.
Perry	18	0-3	0-0	4-8	3-3	6	2	0	1	1	1	4
Mays	28	2-8	0-0	4-4	0-2	2	3	5	3	1	3	8
Booker	26	3-3	0-0	2-4	1-5	6	4	1	4	3	2	8
Hamilton	33	3-7	0-2	5-8	0-3	3	1	1	2	0	1	11
Hammonds	37	4-8	2-5	6-7	0-4	4	2	6	0	0	0	16
Rivers	26	8-11	1-3	0-0	0-2	2	1	0	1	0	1	17
Tyler	7	0-1	0-0	1-2	1-2	3	1	0	0	0	1	1
Sykes	18	2-3	0-0	0-0	1-0	1	1	0	0	2	1	4
Potter	7	1-1	0-0	0-0	0-0	0	2	1	0	1	0	2
Team						0-0	0					
Totals	200	23-45	3-10	22-33	6-21	27	17	14	11 </			

2006-2007 BOX SCORES

GAME NO. 25

17-8, 5-6

Boston College 68, Florida State 67 • Donald L. Tucker Center, Tallahassee, Fla.

TALLAHASSEE, Fla. — Tyrelle Blair's 15-foot jumper with 3.3 seconds left gave Boston College a 68-67 victory at Florida State. It was the only field goal of the game for the 6-11 Blair, who also contributed six blocked shots, a half dozen rebounds and two crucial free throws down the stretch as BC rallied from a 13-point first-half deficit. Al Thornton's 3-point jumper with 1:50 gave Florida State a 67-64 lead before Samari Spears' two free throws with 1:12 left set up Blair's game-winner. BC took its first lead at 52-50 with 11:24 remaining on Tyrese Rice's driving left-handed layup and upped it to 54-50 on a Spears layup for its largest lead. Boston College won an earlier meeting, 85-82, Jan. 23, on Sean Marshall's 3-point shot at the buzzer. Florida State led 37-33 at the half. Ralph Mims, starting at point guard in place of the injured Toney Douglas, scored nine points in the opening seven minutes. Thornton finished with 19 points and nine rebounds and Jason Rich added 16 for the Seminoles.

BC	Min	FG	3FG	FT	O-D	Reb	F	A	T	B	S	Pts.
Dudley	40	7-12	3-7	6-8	2-8	10	3	1	4	0	1	23
Oates	9	0-4	0-4	0-0	1-0	1	4	0	0	0	0	0
Spears	25	3-6	0-0	2-2	4-3	7	2	4	0	0	0	8
Rice	40	7-11	0-2	9-11	1-4	5	2	3	4	0	0	23
Marshall	32	2-8	1-5	1-2	0-4	4	0	2	2	0	0	6
Haynes	15	2-3	0-0	0-0	0-1	1	1	0	1	0	0	4
Roche	12	0-2	0-2	0-1	1-2	3	2	0	0	0	0	0
Blair	27	1-4	0-0	2-2	3-3	6	4	1	0	6	1	4
Team					1-1	2			1			
Totals	200	22-50	4-20	20-26	13-26	39	18	11	12	6	2	68

Fla. State	Min	FG	3FG	FT	O-D	Reb	F	A	T	B	S	Pts.
Thornton	38	7-19	2-4	3-4	6-3	9	2	1	1	2	0	19
Echefu	21	1-4	0-1	1-1	1-1	2	3	0	0	0	0	3
Swann	27	6-9	1-3	0-1	1-1	2	5	5	1	0	2	13
Mims	33	3-5	2-4	1-1	1-1	2	3	2	1	0	0	9
Rich	38	4-12	1-1	7-9	1-3	4	4	2	2	0	3	16
Soto	2	1-2	0-1	0-0	0-0	0	1	0	0	0	0	2
Allen	20	0-3	0-2	0-0	0-3	3	1	2	1	0	0	0
Breeden	2	0-1	0-0	0-0	0-0	0	0	0	0	0	0	0
Reid	19	1-4	0-0	3-4	3-2	5	2	0	1	1	0	5
Team					1-3	4						
Totals	200	23-59	6-16	15-20	14-17	31	21	12	7	3	5	67

FG%: Boston College, .440, Florida State, .390. 3FG%: Boston College, .200, Florida State, .375. FT%: Boston College, .769, Florida State, .750. Technical Fouls: None. Officials: Mike Kitts, Roger Ayers, John Cahill

Team	1st Half	2nd Half	OT	Total	Team	1st Half	2nd Half	OT	Total
Boston College	33	35	—	68	Florida State	37	30	—	67

GAME NO. 26

17-9, 5-7

Georgia Tech 63, Florida State 57 • Donald L. Tucker Center, Tallahassee, Fla.

TALLAHASSEE, Fla. — Javaris Crittenton scored a career-high 29 points, including 11 straight during a decisive run in the second half, as Georgia Tech defeated Florida State 63-57. Crittenton's 11 straight points sparked a 13-2 run as Tech built a 48-40 lead, and he added five free throws in the final 78 seconds to preserve the win. Isaiah Swann scored a career-high 23 points for Florida State, and Al Thornton added 16 points and six rebounds for the Seminoles. Jeremis Smith was the only other Tech player in double figures, with 10 points. Thornton picked up his fourth foul with 17:07 left with Florida State up 38-33, and the Seminoles managed just two points while he was on the bench. Swann had 14 points in the first half to help Florida State to a 35-30 lead at the break.

Ga. Tech	Min	FG	3FG	FT	O-D	Reb	F	A	T	B	S	Pts.
Smith	31	4-6	1-1	1-2	3-4	7	2	1	0	0	2	10
Young	28	1-7	1-2	0-0	0-1	1	2	2	2	0	2	3
Dickey	25	3-5	0-0	2-2	2-3	5	4	0	1	1	0	8
Crittenton	31	10-17	3-9	6-7	2-3	5	3	3	0	2	2	29
Morrow	29	1-10	1-6	5-6	4-3	7	2	1	2	0	0	8
West	16	0-1	0-1	0-0	0-1	1	3	1	1	0	0	0
Faye	3	0-0	0-0	0-0	0-1	1	1	0	0	0	0	0
Bell	13	0-1	0-0	0-0	0-0	0	4	1	0	0	0	0
Peacock	18	2-4	1-3	0-0	0-0	0	1	0	2	0	0	5
Aminu	6	0-1	0-0	0-0	0-2	2	1	0	0	2	0	0
Team					1-1	2						
Totals	200	21-52	7-22	14-17	12-19	31	23	9	11	3	6	63

Fla. State	Min	FG	3FG	FT	O-D	Reb	F	A	T	B	S	Pts.
Thornton	28	5-9	1-1	5-6	3-3	6	5	1	2	0	2	16
Echefu	15	1-2	0-0	0-1	1-3	4	4	0	2	0	0	2
Swann	36	6-12	4-8	7-8	1-1	2	2	2	2	0	1	23
Mims	38	0-4	0-4	5-7	0-3	3	3	2	1	0	1	5
Rich	40	3-12	2-4	0-0	1-1	2	0	1	4	0	0	8
Soto	2	0-0	0-0	0-0	0-1	1	1	0	0	0	0	0
Allen	11	1-3	1-2	0-0	0-0	0	2	0	1	0	0	3
Breeden	7	0-0	0-0	0-0	0-2	2	1	0	0	0	0	0
Zitani	1	0-0	0-0	0-0	0-0	0	0	0	0	0	0	0
Reid	22	0-1	0-0	0-0	1-2	3	3	0	2	1	0	0
Team					2-2	4						
Totals	200	16-43	8-19	17-22	9-18	27	21	6	14	1	4	57

FG%: Georgia Tech, .404, Florida State, .372. 3FG%: Georgia Tech, .318, Florida State, .421. FT%: Georgia Tech, .824, Florida State, .773. Technical Fouls: None. Officials: Bryan Kersey, Tom Eades, Bob Donato

Team	1st Half	2nd Half	OT	Total	Team	1st Half	2nd Half	OT	Total
Georgia Tech	30	33	—	63	Florida State	35	22	—	57

GAME NO. 27

17-10, 5-8

Virginia 73, Florida State 70 • John Paul Jones Arena, Charlottesville, Va.

CHARLOTTESVILLE, Va. — Adrian Joseph scored 17 points and hit two big second-half 3-pointers, leading Virginia to a 73-70 victory against Florida State and moving the Cavaliers into a first-place tie in the Atlantic Coast Conference. Florida State lost despite 30 points and 16 rebounds by Al Thornton. Joseph was a big reason why, providing the third scoring option Virginia has sorely needed in many of its losses. He hit his fourth 3-pointer with 6:17 left, giving Virginia a 61-57 lead, then hit his fifth with 4:05 to play, making it 65-60. Each time, baskets by Thornton had cut Virginia's lead to one. Joseph's last 3-pointers sparked a 7-2 run that all but sealed it. Sean Singletary missed 15-of-21 shots, but had 19 points, six rebounds and six assists for Virginia, and J.R. Reynolds scored 17 with eight rebounds and six assists. The Cavaliers seemed poised to pull away when Singletary scored eight quick points in the second half and Virginia took a 44-32 lead, but Florida State always rallied. Thornton's dunk started a 13-2 run that pulled the Seminoles within one, 46-45. When the Cavaliers went back ahead 57-51, he scored on a baby hook and a putback in a 6-2 spurt that again got them within one, 58-57 with 6:33 left, but Joseph answered twice. Isaiah Swann added 13 points for Florida State. Virginia never trailed after its first basket and led 34-28 at halftime after closing the half with an 8-2 run. Joseph and Singletary had 3-pointers in the burst.

Fla. State	Min	FG	3FG	FT	O-D	Reb	F	A	T	B	S	Pts.
Thornton	35	12-23	3-6	3-4	6-10	16	1	2	3	1	0	30
Echefu	31	2-11	2-8	2-2	4-5	9	5	1	0	2	0	8
Swann	37	5-10	3-7	0-0	0-4	4	2	2	3	0	0	13
Mims	39	0-5	0-1	2-2	2-1	3	1	5	3	1	1	2
Rich	22	0-4	0-2	3-4	0-1	1	1	3	1	0	0	3
Soto	1	0-0	0-0	0-0	0-0	0	0	0	0	0	0	0
Allen	22	4-7	1-4	0-0	0-3	3	3	2	1	0	1	9
Breeden	5	2-2	1-1	0-0	0-1	1	0	0	0	0	0	5
Reid	8	0-0	0-0	0-1	0-1	1	2	0	1	0	0	0
Team					1-2	3						
Totals	200	25-62	10-29	10-13	13-28	41	15	15	12	4	2	70

Virginia	Min	FG	3FG	FT	O-D	Reb	F	A	T	B	S	Pts.
Diane	23	1-8	1-3	0-0	0-4	4	0	2	0	0	0	3
Cain	29	2-6	0-0	1-2	1-4	5	2	0	1	1	0	5
Soroye	22	2-4	0-0	1-5	7-2	9	0	1	0	1	0	5
Reynolds	35	5-13	3-7	4-4	1-7	8	3	6	3	0	1	17
Singletary	39	6-21	3-8	4-4	4-2	6	1	6	2	0	4	19
Harris	18	2-5	0-1	1-1	1-2	3	3	0	0	0	1	5
Mikalauskas	1	0-0	0-0	0-0	0-0	0	1	0	0	0	0	0
Joseph	23	6-9	5-7	0-0	0-1	1	1	1	1	0	0	17
Pettinella	8	1-1	0-0	0-0	0-0	0	3	0	1	0	0	2
Tat	2	0-0	0-0	0-0	0-0	0	1	0	0	0	0	0
Team					3-1	4						
Totals	200	25-67	12-26	11-16	17-23	40	15	16	8	2	6	73

FG%: Florida State, .403, Virginia, .373. 3FG%: Florida State, .345, Virginia, .462. FT%: Florida State, .769, Virginia, .688. Technical Fouls: None. Officials: Les Jones, Mike Eades, Tim Nestor

Team	1st Half	2nd Half	OT	Total	Team	1st Half	2nd Half	OT	Total
Florida State	28	42	—	70	Virginia	34	39	—	73

GAME NO. 28

17-11, 5-9

Maryland 73, Florida State 55 • Comcast Center, College Park, Md.

COLLEGE PARK, Md. — D.J. Strawberry opened the second half with three straight baskets, sparking a 16-2 run that carried resurgent Maryland to its fourth straight victory, 73-55 over Florida State. Bambale Osby scored 15 points; Mike Jones had 14 and James Gist 13 for the Terrapins. Strawberry, who failed to score in the first half, finished with 10. Al Thornton had 23 points and 15 rebounds for Florida State. The Seminoles shot 34 percent from the floor and missed 11 free throws. Thornton had 16 points — more than half the Seminoles' total — and nine rebounds in the first half. The Terrapins missed 12 straight field-goal tries and were held scoreless for more than eight minutes while Florida State turned a 29-21 deficit into a 31-29 lead. Thornton scored eight points in the 10-0 run despite missing both free throws following a technical foul on Maryland coach Gary Williams.

Fla. State	Min	FG	3FG	FT	O-D	Reb	F	A	T	B	S	Pts.
Thornton	39	9-18	2-4	3-9	4-11	15	4	0	2	2	0	23
Echefu	25	2-7	0-2	3-4	4-6	10	3	0	1	0	1	7
Swann	31	2-9	2-7	6-8	1-3	4	4	3	6	0	0	12
Mims	35	3-8	1-3	2-4	0-3	3	2	3	2	0	0	9
Rich	28	1-4	0-0	2-2	2-1	3	2	1	2	1	1	4
Soto	6	0-0	0-0	0-0	0-0	0	0	0	0	0	0	0
Allen	20	0-2	0-1	0-0	0-1	1	1	1	2	0	0	0
Breeden	1	0-1	0-1	0-0	0-0							

2006-2007 BOX SCORES

GAME NO. 29

18-11, 6-9

Florida State 78, NC State 52 • Donald L. Tucker Center, Tallahassee, Fla.

TALLAHASSEE, Fla. — Al Thornton put up 17 points in the final regular-season home game of his college career as Florida State defeated North Carolina State 78-52. Thornton, Florida State's season scoring leader, also started the day as the Atlantic Coast Conference's second-leading scorer with 19.3 points per game. But he had plenty of help against the Wolfpack, as three other Seminoles scored in double figures. Uche Echefu had 13 and Isaiah Swann and Ralph Mims scored 12 each. Gavin Grant had 15 and Brandon Costner 14 for N.C. State. Florida State broke a five-game losing streak and breathed some life back into its NCAA Tournament hopes by improving to 18-11 (6-9 ACC). N.C. State (14-13, 4-10) lost its second straight game and five of its last six. Thornton opened the game with a dunk as Florida State took a 10-2 lead. The Seminoles led 39-21 at the half. Thornton's last basket was a 3-pointer with less than two minutes left. Coach Leonard Hamilton then removed Thornton and Florida State's only other senior, Jerel Allen, to rousing applause. Allen scored eight points in only his second start of the season.

NC State	Min	FG	3FG	FT	O-D	Reb	F	A	T	B	S	Pts.
Costner	28	4-7	3-4	3-4	0-4	4	2	0	3	0	0	14
McCaulley	31	1-4	0-0	0-0	1-2	3	5	2	2	0	1	2
Fells	33	3-7	0-2	0-0	0-4	4	4	0	4	0	1	6
Grant	35	3-5	0-1	9-10	0-6	6	3	7	6	1	0	15
Atsur	38	3-13	2-8	0-0	0-3	3	2	1	4	0	3	8
Davis	3	0-0	0-0	0-0	0-0	0	0	0	0	0	0	0
Ferguson	3	0-0	0-0	0-0	0-0	0	1	0	0	0	0	0
Nieman	11	2-3	1-2	0-0	0-0	0	0	0	0	0	0	5
Horner	18	1-3	0-2	0-0	1-0	1	2	0	0	0	1	2
Team					2-0	2						
Totals	200	17-42	6-19	12-14	4-19	23	19	10	19	1	6	52

Fla. State	Min	FG	3FG	FT	O-D	Reb	F	A	T	B	S	Pts.
Thornton	32	7-12	1-1	2-3	2-3	5	4	1	2	1	3	17
Echefu	25	4-9	1-3	4-5	1-6	7	2	0	2	0	2	13
Swann	29	4-9	4-5	0-0	1-3	4	0	2	2	0	1	12
Mims	33	5-8	2-4	0-0	2-1	3	2	5	3	1	4	12
Allen	30	3-7	2-5	0-0	2-1	3	2	2	2	0	0	8
Soto	7	1-2	0-1	0-0	1-2	3	0	1	0	0	0	2
Breeden	9	1-4	0-1	0-0	0-0	0	1	0	1	0	0	2
Rich	19	3-4	0-0	1-2	1-2	3	4	2	1	0	1	7
Hoff	1	0-1	0-0	0-0	0-0	0	0	0	0	0	0	0
Zitani	1	0-0	0-0	0-0	0-0	0	0	0	0	0	0	0
Reid	14	1-1	0-0	3-6	2-1	3	0	0	1	0	1	5
Team					1-1	2						
Totals	200	29-57	10-20	10-16	13-20	33	15	13	14	2	12	78

FG%: NC State, .405; Florida State, .509. 3FG%: NC State, .316; Florida State, .500. FT%: NC State, .857; Florida State, .625. Technical Fouls: None. Officials: Ted Valentine, Mike Wood, Tim Kelly

Team	1st Half	2nd Half	OT	Total	Team	1st Half	2nd Half	OT	Total
NC State	21	31	—	52	Florida State	39	39	—	78

GAME NO. 31

20-11

Florida State 67, Clemson 66 • St. Pete Times Forum, Tampa, Fla.

TAMPA, Fla. — With the game, and maybe even Florida State's NCAA Tournament hopes, on the line, there was only one guy the Seminoles wanted to take the shot. As usual, Al Thornton didn't let them down. Thornton's free throw with 1.5 seconds remaining capped a 25-point, 11-rebound performance and gave Florida State a 67-66 victory over Clemson in the opening game of the Atlantic Coast Conference Tournament. The ACC's leading scorer and runner-up for conference Player of the Year was fouled trying to get off an off-balanced shot in the lane. Admittedly nervous, he missed the first free throw before making the game-winner. Thornton delivered the defensive play of the game, too. The 6-foot-8 senior blocked Vernon Hamilton's layup to deny Clemson what looked like a sure basket in the closing minutes, then drove the baseline on the other end for a dunk that tied the game for the last time. Jason Rich scored 12 points for Florida State, which rallied from a 66-61 deficit with a 3-pointer from Toney Douglas and Thornton's dunk. Clemson's Cliff Hammonds turned the ball over with 8.3 seconds left, and the Tigers' K.C. Rivers fouled Thornton to give the Florida State star a chance to win it from the foul line. Trevor Booker led Clemson with 18 points and nine rebounds. Hammonds finished with 16 points and Hamilton scored 13. Thornton made seven of his first nine shots and finished 9-for-16. He had 18 points at the half, and his long 3-pointer put the Seminoles ahead 38-36 at the break. There were 12 lead changes in the second half, with neither team leading by more than five.

Fla. State	Min	FG	3FG	FT	O-D	Reb	F	A	T	B	S	Pts.
Thornton	38	9-16	2-4	5-7	5-6	11	3	0	6	1	1	25
Echefu	20	3-4	0-1	0-0	0-1	1	3	0	0	1	2	6
Swann	27	3-6	2-3	0-0	2-0	2	0	2	0	0	2	8
Mims	9	0-2	0-1	0-0	0-0	0	0	0	2	0	0	0
Rich	36	6-11	0-1	0-0	0-4	4	2	1	1	0	1	12
Allen	14	2-4	3-3	0-0	0-0	0	1	0	1	0	0	6
Breeden	1	0-0	0-0	0-0	0-0	0	0	0	1	0	0	0
Douglas	35	3-10	1-3	1-2	1-2	3	1	3	2	2	0	8
Reid	20	1-2	0-0	0-0	1-3	4	1	0	1	0	0	2
Team					2-0	2						
Totals	200	27-55	7-16	6-9	11-16	27	11	6	14	4	6	67

Clemson	Min	FG	3FG	FT	O-D	Reb	F	A	T	B	S	Pts.
Rivers	38	4-10	1-4	0-0	3-7	10	3	1	2	0	0	9
Mays	26	1-5	0-0	1-2	3-2	5	3	3	3	3	2	3
Booker	37	9-14	0-0	0-2	5-4	9	2	1	0	4	0	18
Hamilton	36	6-12	0-0	1-2	1-2	3	1	5	3	0	1	13
Hammonds	33	6-12	4-9	0-0	0-0	0	3	3	5	0	2	16
Tyler	11	1-1	1-1	0-0	0-1	1	2	0	0	0	0	3
Sykes	4	0-0	0-0	2-2	1-0	1	0	0	0	0	0	2
Potter	7	1-2	0-0	0-0	0-0	0	1	0	1	0	0	2
Morris	2	0-0	0-0	0-0	0-0	0	0	0	1	0	0	0
Perry	6	0-0	0-0	0-0	0-0	0	1	0	0	0	0	0
Team					1-1	2						
Totals	200	28-56	6-14	4-8	14-17	31	16	13	15	7	5	66

FG%: Florida State, .491; Clemson, .500. 3FG%: Florida State, .438; Clemson, .429. FT%: Florida State, .667; Clemson, .500. Technical Fouls: None. Officials: Les Jones, Sean Hull, Mike Wood

Team	1st Half	2nd Half	OT	Total	Team	1st Half	2nd Half	OT	Total
Florida State	38	29	—	67	Clemson	36	30	—	66

GAME NO. 30

19-11, 7-9

Florida State 98, Miami 90 • BankUnited Center, Coral Gables, Fla.

CORAL GABLES, Fla. — Al Thornton scored a career-high 45 points to lead Florida State to a 98-90 victory over Miami in the final regular-season game for both teams. Thornton, whose previous career highs were a pair of 37-point performances against Boston College and Duke in 2006, scored eight points in overtime. His point total is the highest in a conference game this season. A 3-pointer from Florida State's Toney Douglas with 7.3 seconds remaining in regulation tied it 82-82. Miami's Jack McClinton missed a 3-pointer with 2.5 seconds left, forcing the game into overtime. Keaton Copeland had given Miami an 82-79 lead with two free throws with 13.5 remaining. The Seminoles rallied from a six-point deficit and outscored the Hurricanes 12-6 in the final 2:40 of regulation. Thornton scored seven points and Miami missed five free throws during the Florida State comeback. McClinton led Miami with a career-high 31 points.

Fla. State	Min	FG	3FG	FT	O-D	Reb	F	A	T	B	S	Pts.
Thornton	43	16-24	2-3	11-11	2-6	8	3	2	2	4	2	45
Echefu	26	3-5	0-2	2-2	0-3	3	1	1	0	1	2	8
Swann	30	2-5	1-4	2-2	0-5	5	4	5	1	0	0	7
Mims	16	4-5	1-2	0-0	0-0	0	1	1	0	0	0	9
Rich	35	4-6	0-0	2-4	1-5	6	5	3	2	1	2	10
Allen	24	2-6	2-4	0-2	1-0	1	0	0	2	1	0	6
Breeden	2	0-0	0-0	0-0	0-0	0	1	0	0	0	0	0
Douglas	32	3-6	2-3	5-6	1-3	4	3	3	2	0	0	13
Reid	17	0-0	0-0	0-2	0-2	2	4	0	2	1	0	0
Team					1-1	2						
Totals	225	34-57	8-18	22-29	6-25	31	22	15	11	8	6	98

Miami	Min	FG	3FG	FT	O-D	Reb	F	A	T	B	S	Pts.
Asbury	38	7-11	2-4	0-0	5-4	9	5	1	1	1	0	16
Copeland	21	0-1	0-1	2-2	0-0	0	3	2	0	0	1	2
Collins	31	3-6	0-0	3-8	6-3	9	3	0	1	0	0	9
Harris	41	8-20	2-4	1-2	3-3	6	2	8	6	0	5	19
McClinton	41	11-22	5-10	4-6	0-3	3	2	5	2	0	0	31
Graham	29	3-5	0-0	1-2	1-4	5	4	0	2	3	0	7
Dews	16	2-3	1-2	1-2	0-0	0	3	0	0	0	1	6
Hicks	8	0-0	0-0	0-0	0-1	1	1	0	1	1	0	0
Team					2-2	4						
Totals	225	34-68	10-21	12-22	17-20	37	23	16	14	5	7	90

FG%: Florida State, .596; Miami, .500. 3FG%: Florida State, .444; Miami, .476. FT%: Florida State, .759; Miami, .545. Technical Fouls: None. Officials: Karl Hess, Tim Nestor, Roger Ayers

Team	1st Half	2nd Half	OT	Total	Team	1st Half	2nd Half	OT	Total
Florida State	33	49	16	98	Miami	37	45	8	90

GAME NO. 32

20-12

North Carolina 73, Florida State 53 • St. Pete Times Forum, Tampa, Fla.

TAMPA, Fla. — Wayne Ellington scored 18 points and Ty Lawson had 14, and the Tar Heels' depth and balanced attack were simply too much for the Seminoles' one-man show, Al Thornton, as the eighth-ranked Tar Heels defeated the Seminoles, 73-58, in the quarterfinals of the ACC Tournament. FSU never led, and Thornton — the ACC's leading scorer and runner-up for conference Player of the Year — scored 12 points before fouling out with more than six minutes to go. The Tar Heels, the No. 1 seed after tying Virginia for the league's best regular-season record, pulled away for good during an 18-2 run that built their lead to 48-28 early in the second half. The closest Florida State (20-12) got was 12. Brandon Wright scored 11 points and Terry had 10 for North Carolina. Tyler Hansbrough scored six points on 3-for-7 shooting before fouling out for the first time this season. FSU cut an 11-point deficit to four in the closing minutes of the opening half, but a lapse in the final 10 seconds helped the Tar Heels regain control. Ellington's jumper looked like it would give North Carolina an eight-point lead at the break; however, Lawson's steal under the Seminoles basket led to Deon Thompson's layup at the buzzer to push the advantage to 36-26. Allen and Toney Douglas joined Thornton in double figures with 10 each.

Fla. State	Min	FG	3FG	FT	O-D	Reb	F	A	T	B	S	Pts.
Thornton	26	4-13	1-3	3-4	3-3	6	5	0	1	0	4	12
Echefu	37	2-7	1-2	4-5	2-6	8	3	0	2	2	3	9
Swann	23	2-7	2-6	0-0	1-1	2	3	1	4	0	1	6
Douglas	30	2-12	0-4	6-7	1-2	3	4	5	4	0	1	10
Rich	33	3-6	0-1	2-2	3-2	5	3	1	3	1	0	8
Soto	1	0-0	0-0	0-0	0-0	0	0	0	0	0	0	0
Mims	12	0-2	0-0	0-0	0-3	3	0	0	1			

2006-2007 REVIEW

GAME NO. 33

21-12

Florida State 77, Toledo 61 • Donald L. Tucker Center, Tallahassee, Fla.

TALLAHASSEE, Fla. — Al Thornton scored 24 points to lead Florida State to a 77-61 victory over Toledo in the first round of the NIT. Florida State led 39-23 at the half, behind 15 points from Thornton. In a span of just 2:33, Thornton scored four baskets, assisted on another, blocked a shot and grabbed a pair of rebounds as the Seminoles took a 20-13 lead midway through the first half. Thornton's first basket, a layup, gave Florida State the lead for good at 9-8. Justin Ingram's 17 points led Toledo, the Mid-American Conference regular-season champions. Keonta Howell and Florentino Valencia added 13 apiece for the Rockets. The Seminoles shot 62.3 percent from the floor and outrebounded the smaller Rockets 33-23. Toledo shot only 41.4 percent in the game, despite Howell and Valencia going 10-for-16. Toledo managed to cut its deficit to 45-36 with 15:22 left on two free throws by Howell, but Thornton responded with a dunk and Florida State steadily built its lead to as many as 18 before coach Leonard Hamilton emptied his bench with 1:30 left. Isaiah Swann had 12 points on five-of-seven shooting for the Seminoles, and freshman Ryan Reid added 10 points in 21 minutes off the bench. Swann also had a game-high five assists. Florida State's reserves scored 23 points to just six for Toledo.

Toledo	Min	FG	3FG	FT	O-D	Reb	F	A	T	B	S	Pts.
Howell	31	5-9	1-5	2-2	1-3	4	1	3	3	1	1	13
Valencia	25	5-7	0-0	3-4	3-3	6	1	0	2	0	0	13
Payne	29	2-10	0-3	0-0	0-1	1	2	3	2	0	1	4
Ingram	35	6-16	3-7	2-2	0-2	2	3	3	0	0	0	17
Johnson	26	3-10	1-3	1-2	2-2	4	2	0	0	0	1	8
Amos	22	1-2	0-0	0-0	1-0	1	1	0	0	0	1	2
Dover	2	0-0	0-0	0-0	0-0	0	0	0	0	0	0	0
Young	15	0-1	0-0	0-0	0-2	2	4	0	0	0	1	0
Kent	8	1-1	0-0	0-0	0-0	0	2	0	4	0	0	2
Ross	7	1-2	0-1	0-1	0-1	1	1	0	0	0	0	2
Team					2-0	2						

Totals 200 24-58 5-19 8-11 9-14 23 17 9 11 1 5 61

Fla. State	Min	FG	3FG	FT	O-D	Reb	F	A	T	B	S	Pts.
Thornton	30	11-17	1-2	1-1	1-5	6	1	1	0	2	2	24
Echefu	13	0-0	0-0	0-0	1-1	2	4	2	2	0	0	0
Swann	29	5-7	2-4	0-0	0-4	4	1	5	1	0	1	12
Douglas	29	4-8	0-1	0-0	1-3	4	2	3	5	0	1	8
Rich	31	4-8	0-1	2-2	1-6	7	1	1	2	1	1	10
Soto	4	1-1	0-0	0-2	1-1	2	1	0	0	0	0	2
Mims	14	1-1	0-0	0-0	0-2	2	1	0	1	0	2	2
Allen	18	1-2	1-2	2-2	0-0	0	0	0	0	0	0	5
Breeden	7	0-2	0-1	2-2	1-0	1	2	0	1	0	0	2
Hoff	2	1-1	0-0	0-0	0-0	0	0	0	0	0	0	2
Zitani	2	0-0	0-0	0-0	0-0	0	1	0	1	0	0	0
Reid	21	5-6	0-0	0-0	1-3	4	3	0	1	1	0	10
Team					0-1	1						

Totals 200 33-53 4-11 7-9 7-26 33 17 12 14 4 7 77

FG%: Toledo .414, Florida State, .623. 3FG%: Toledo, .364, Florida State, .364. FT%: Toledo, .727, Florida State, .778. Technical Fouls: None. Officials: James Breeding, Gene Menees, Andrew Walton

Team	1st Half	2nd Half	OT	Total	Team	1st Half	2nd Half	OT	Total
Toledo	23	38	—	61	Florida State	39	38	—	77

GAME NO. 34

22-12

Florida State 87, Michigan 66 • Donald L. Tucker Center, Tallahassee, Fla.

TALLAHASSEE, Fla. — Florida State made a believer out of Michigan coach Tommy Amaker. The Seminoles took advantage of 15 steals and some torrid shooting to advance to the quarterfinal round of the National Invitation Tournament with a surprisingly easy 87-66 victory over Amaker's Wolverines. Florida State scored 34 points off some of Michigan's turnovers — the difference in the game. Toney Douglas and Isaiah Swann scored 15 points apiece to lead the Seminoles. Florida State hit 11 of its last 14 shots in the first half, closing with a 33-14 spurt for a 41-30 lead at the break. The Seminoles maintained their double-digit advantage throughout the second half, leading by as many as 22 points on four occasions. Michigan took a 16-8 lead, but Douglas and Swann each scored six points that sparked a 20-7 run to put Florida State ahead 28-23. Dion Harris scored 15 points, Lester Abram 14 and Courtney Sims 11 for the Wolverines. Six players finished in double figures for Florida State. Jason Rich, Uche Echefu and Al Thornton, the Atlantic Coast Conference's leading scorer during the season, scored 11 points each and Casaan Breeden added 10. Swann shot six-for-nine, including three-of-five on 3-pointers, and had a game-high six assists. After scoring just eight points on 3-for-12 shooting in the first nine minutes, Florida State finished at 59.3 percent for the game while Michigan shot 41.7 percent and committed 21 turnovers.

Michigan	Min	FG	3FG	FT	O-D	Reb	F	A	T	B	S	Pts.
Petway	22	1-1	0-0	2-4	2-2	4	4	1	4	1	1	4
Abram	33	3-6	1-2	7-8	4-2	6	2	0	1	0	1	14
Sims, C.	25	3-6	0-0	5-6	1-3	4	4	0	0	1	1	11
Smith	21	1-3	1-1	4-4	0-1	1	3	2	6	0	1	7
Harris	34	6-13	3-8	0-0	0-2	2	1	1	3	0	0	15
Sims, D.	13	1-6	0-1	0-0	1-2	3	2	0	1	0	0	2
Baker	3	0-2	0-2	0-0	0-0	0	1	0	0	0	0	0
Shepherd	9	1-2	0-0	0-0	2-1	3	2	1	2	0	0	2
Price	1	0-0	0-0	0-2	0-1	1	0	0	0	0	0	0
Udoh	18	2-5	0-1	2-3	1-3	4	1	1	1	2	0	6
Coleman	5	0-0	0-0	0-0	0-1	1	0	0	1	0	0	0
Merritt	16	2-4	1-1	0-0	1-1	2	1	0	1	0	1	5
Team					1-0	1						

Totals 200 20-48 6-16 20-27 13-19 32 21 6 21 4 5 66

Fla. State	Min	FG	3FG	FT	O-D	Reb	F	A	T	B	S	Pts.
Thornton	28	4-7	1-3	2-4	1-4	5	4	0	5	0	1	11
Echefu	20	3-6	2-3	3-4	0-1	1	3	1	1	2	2	11
Swann	27	6-9	3-5	0-0	0-2	2	3	6	2	0	2	15
Douglas	26	5-9	1-1	4-5	1-2	3	0	3	1	0	2	15
Rich	29	5-6	0-0	1-1	0-1	1	2	2	1	0	1	11
Soto	5	1-1	0-0	0-0	0-0	0	1	1	0	0	1	2
Mims	14	0-0	0-0	1-2	1-2	3	1	1	2	0	2	1
Allen	19	1-6	0-1	1-3	1-0	1	3	1	0	1	0	3
Breeden	10	4-4	0-0	2-2	2-1	3	2	1	1	0	3	10
Hoff	2	0-0	0-0	0-0	0-0	0	0	1	1	0	0	0
Zitani	2	2-3	0-1	0-1	0-0	0	1	0	0	0	0	4
Reid	18	1-3	0-0	2-2	2-0	2	1	0	0	0	1	4
Team					1-1	2						

Totals 200 32-54 7-14 16-24 9-14 23 20 17 14 3 15 87


FG%: Michigan .417, Florida State, .593. 3FG%: Michigan, .375, Florida State, .500. FT%: Michigan, .741, Florida State, .667. Technical Fouls: None. Officials: Chris Beaver, Todd Williams, Bruce Bell

Team	1st Half	2nd Half	OT	Total	Team	1st Half	2nd Half	OT	Total
Michigan	30	36	—	66	Florida State	41	36	—	87

GAME NO. 35

22-13

Mississippi State 86, Florida State 71 • Humphrey Coliseum, Starkville, Miss.



STARKVILLE, Miss. — Jamont Gordon had 16 points and seven assists, and Mississippi State beat Florida State 86-71 to advance to the NIT semifinals. The North Region's top-seeded Bulldogs held Al Thornton, one of college basketball's most dynamic players, to 22 minutes and 16 points for the second-seeded Seminoles. Thornton drew two personal fouls in the first four minutes of the game, then two more in the first five minutes of the second half. Florida State's Isaiah Swann scored a career-high 31 points, including a career-high nine 3-pointers. Charles Rhodes added 14 points, Dietric Slater scored 13 and three others scored 10 or more points for the Bulldogs. The Bulldogs built a 42-29 halftime lead with a kinetic defense that led to eight steals, 15 Seminoles turnovers and 17 points off those turnovers in the first 20 minutes. Mississippi State went right at Thornton from the start of the game. And with the Seminoles' most athletic player out of the way, the Bulldogs used runs of 8-0, 9-0 and 8-3 at the end of the half to gain control of the game. It took sensational shooting from Swann, who scored 19 points in the first half, to keep FSU in the game. He hit his first four 3-pointers and first five shots to briefly give the Seminoles a 22-21 lead with 8:10 left until halftime. But the Bulldogs outscored the Seminoles 21-7 to end the half.

Isaiah Swann made a career-high nine 3-point field goals against Mississippi State on March 20, 2007.

Fla. State	Min	FG	3FG	FT	O-D	Reb	F	A	T	B	S	Pts.
Thornton	22	6-10	1-2	3-9	4-2	6	4	0	5	2	3	16
Echefu	16	0-2	0-1	0-0	1-4	5	4	1	5	0	0	0
Swann	39	10-17	9-13	2-2	1-4	5	1	0	3	0	0	31
Douglas	39	6-11	0-2	0-0	0-4	4	2	5	1	0	1	12
Rich	31	2-4	0-0	3-4	1-3	4	5	2	1	1	0	7
Mims	7	1-2	1-2	0-0	0-0	0	1	1	1	0	0	3
Allen	17	0-2	0-1	0-0	0-1	1	1	0	1	0	0	0
Breeden	12	0-1	0-0	0-1	0-1	1	0	0	2	0	1	0
Reid	17	1-1	0-0	0-0	1-3	4	3	1	5	0	0	2
Team					1-0	1						

Totals 200 26-50 11-21 8-16 9-22 31 21 10 25 3 5 71

Miss. State	Min	FG	3FG	FT	O-D	Reb	F	A	T	B	S	Pts.
Delk, Ri.	23	3-5	1-2	0-0	1-2	3	2	1	0	0	1	7
Slater	31	4-12	2-7	3-3	2-1	3	1	0	1	0	3	13
Rhodes	21	5-9	0-0	4-6	5-1	6	5	0	2	2	1	14
Delk, Re.	19	1-5	0-4	0-0	0-2	2	3	1	1	0	0	2
Gordon	34	3-12	1-5	9-11	2-4	6	3	7	5	0	3	16
Begley	1	0-2	0-2	0-0	0-0	0	0	0	0	0	0	0
Stewart	25	3-7	1-4	3-3	0-3	3	2	1	0	0	5	10
Lupe	1	0-0	0-0	0-0	1-0	1	0	0	0	0	0	0
Hansbrough	25	3-6	2-5	4-4	3-4	7	3	2	4	0	2	12
Vernardo	18	5-5	0-0	0-0	2-0	2	1	0	0	1	0	10
Goodridge	1	1-1	0-0	0-0	2-0	2	0	0	0	0	0	2
Stelmace	1	0-2	0-1	0-0	0-0	0	0	0	1	0	0	0
Team					2-2	4						

Totals 200 28-66 7-30 23-27 20-19 39 20 12 14 3 15 86

FG%: Florida State, .520, Mississippi State, .424. 3FG%: Florida State, .524, Mississippi State, .233. FT%: Florida State, .500, Mississippi State, .852. Technical Fouls: Mississippi State — Team. Officials: Tony Greene, Reggie Greenwood, John Gaffney

Team	1st Half	2nd Half	OT	Total	Team	1st Half	2nd Half	OT	Total
Florida State	29	42	—	71	Mississippi State	42	44	—	86



2006-2007
REVIEW

2006-2007 INDIVIDUAL STATISTICS

ALL GAMES

Record: 22-13 **Home:** 16-3 **Away:** 4-9 **Neutral:** 2-1

Player	G-GS	Min-Avg.	FG-FGA	Pct.	3P-A	Pct.	FT-FTA	Pct.	Off-Def	Tot-Avg.	PF-DQ	AT	TO	BL	ST	Pts-Avg.
Thornton, A.	35-35	1,092-31.2	244-460	.530	36-81	.444	166-210	.790	106-145	251-7.2	95-4	24	87	40	53	690-19.7
Douglas, T.	30-28	865-28.8	143-301	.475	31-78	.397	63-80	.788	23-59	82-2.7	53-0	87	73	8	35	380-12.7
Rich, J.	35-34	1,047-29.9	138-263	.525	14-36	.389	70-87	.805	40-81	121-3.5	82-3	60	70	7	36	360-10.3
Swann, I.	35-34	978-27.9	126-273	.462	68-166	.410	39-49	.796	24-81	105-3.0	88-3	110	72	6	43	359-10.3
Echefu, U.	35-35	734-21.0	80-183	.437	25-76	.329	58-75	.773	41-110	151-4.3	96-1	20	50	20	29	243-6.9
Allen, J.	35-2	670-19.1	63-154	.409	28-82	.341	18-26	.692	20-49	69-2.0	50-0	38	35	8	25	172-4.9
Mims, R.	35-7	680-19.4	52-125	.416	25-66	.379	42-56	.750	19-55	74-2.1	36-0	74	59	7	35	171-4.9
Breedon, C.	34-0	295-8.7	35-76	.461	9-29	.310	20-26	.769	12-22	34-1.0	51-2	8	21	4	9	99-2.9
Reid, R.	35-0	563-16.1	41-73	.562	0-0	.000	19-41	.463	46-67	113-3.2	62-0	8	38	16	9	101-2.9
Hoff, B.	11-0	23-2.1	6-14	.429	1-5	.200	0-0	.000	1-3	4-0.4	2-0	1	1	0	0	13-1.2
Zitani, M.	12-0	24-2.0	4-14	.286	0-1	.000	2-3	.667	4-2	6-0.5	6-0	0	2	0	0	10-0.8
Soto, J.	13-0	54-4.2	4-11	.364	0-4	.000	1-4	.250	2-8	10-0.8	4-0	3	2	0	2	9-0.7
Team									37-47	84-2.4	2		3			
FSU	35	7025	936-1,947	.481	237-624	.380	498-657	.758	375-729	1,104-31.5	627-13	433	513	116	276	2,607-74.5
Opponents	35	7025	873-1,934	.451	216-647	.334	452-643	.703	412-696	1,108-31.7	659-16	450	564	115	222	2,414-69.0

ACC GAMES ONLY

Record: 7-9 (T8th place) **Home:** 5-3 **Away:** 2-6

Player	G-GS	Min-Avg.	FG-FGA	Pct.	3P-A	Pct.	FT-FTA	Pct.	Off-Def	Tot-Avg.	PF-DQ	AT	TO	BL	ST	Pts-Avg.
Thornton, A.	16-16	558-34.9	131-253	.518	22-41	.537	92-112	.821	58-82	140-8.8	48-3	13	33	15	19	376-23.5
Douglas, T.	11-10	325-29.5	43-99	.434	12-27	.444	33-40	.825	8-22	30-2.7	23-0	33	25	4	14	131-11.9
Swann, I.	16-15	457-28.6	57-127	.449	33-81	.407	27-32	.844	6-37	43-2.7	47-3	52	33	2	10	174-10.9
Rich, J.	16-15	490-30.6	56-114	.491	11-21	.524	40-49	.816	22-36	58-3.6	39-1	30	34	3	16	163-10.2
Echefu, U.	16-16	343-21.4	38-90	.422	13-44	.295	26-34	.765	20-55	75-4.7	47-1	7	19	4	14	115-7.2
Mims, R.	16-6	359-22.4	29-69	.420	12-32	.375	16-23	.696	10-24	34-2.1	21-0	39	27	5	15	86-5.4
Allen, J.	16-2	288-18.0	24-67	.358	9-33	.273	4-7	.571	9-15	24-1.5	23-0	20	15	3	7	61-3.8
Reid, R.	16-0	277-17.3	13-27	.481	0-0	.000	12-25	.480	18-27	45-2.8	34-0	2	17	6	4	38-2.4
Breedon, C.	16-0	90-5.6	9-20	.450	3-6	.500	5-7	.714	2-7	10-0.6	19-0	1	6	0	0	26-1.6
Soto, J.	7-0	27-3.9	2-7	.286	0-2	.000	1-2	.500	1-6	7-1.0	2-0	2	0	0	1	5-0.7
Hoff, B.	2-0	5-2.5	0-2	.000	0-1	.000	0-0	.000	0-0	0-0.0	0-0	0	0	0	0	0-0.0
Zitani, M.	3-0	6-2.0	0-2	.000	0-0	.000	0-0	.000	0-0	0-0.0	0-0	0	0	0	0	0-0.0
Team									21-28	49-3.1	1-0		0			
FSU	16	3,225	402-877	.458	115-288	.399	256-331	.773	176-339	515-32.2	304-8	199	209	42	100	1,175-73.4
Opponents	16	3,225	414-886	.467	109-305	.357	230-329	.699	181-323	504-31.5	307-6	229	208	60	90	1,167-72.9

OPPONENT RANKINGS — ALL GAMES

Date	Ranking	Opponent	Site	W/L	Score
Nov. 24, 2006	No. 3	Pittsburgh	Pittsburgh, Pa.	L	66-88
Nov. 28, 2006	No. 12	Wisconsin	Madison, Wisc.	L	66-81
Dec. 3, 2006	No. 4	Florida	Tallahassee, Fla.	W	70-66
Jan. 3, 2007	No. 23	Clemson	Tallahassee, Fla.	L	66-68
Jan. 7, 2007	No. 2	North Carolina	Chapel Hill, N.C.	L	58-84
Jan. 17, 2007	No. 23	Virginia Tech	Tallahassee, Fla.	W	82-73
Feb. 4, 2007	No. 8	Duke	Durham, N.C.	W	68-67
March 9, 2007	No. 8	North Carolina	Tampa, Fla.	L	58-73

SCORE BY HALVES

ALL GAMES

	1	2	OT	Total	Deadball Rebounds
FSU	1,290	1,301	16	2,607	97
Opponents	1,149	1,257	8	2,414	113

ACC GAMES

	1	2	OT	Total	Deadball Rebounds
FSU	567	592	16	1,175	47
Opponents	546	613	8	1,167	55



Al Thornton led the ACC with a career-high 19.7 points per game average in 2006-07.

2006-2007 GAME-BY-GAME SUMMARY

Overall Record: 22-13; Atlantic Coast Conference: 7-9

Date	Opponent	W/L	Score	Record	ACC	Att.	High Scorer	High Rebounder	Opp. High Scorer	Opp. High Rebounder
Nov. 12	McNeese State	W	85-65	1-0	0-0	6,807	Thornton 12	Thornton 7	Ford 19	Wardell 8
Nov. 13	Illinois State	W	73-59	2-0	0-0	6,897	Thornton 20	Rich 9	Johnson 32	Slack 5
Nov. 14	SMU	W	59-52	3-0	0-0	6,780	Thornton 15	Thornton 7	Killen 15	Ofoegbu 7
Nov. 19	New Orleans	W	69-50	4-0	0-0	6,811	Thornton 12	Reid 9	McCaleb 24	Tillman/Elias 5
Nov. 24	at Pittsburgh	L	66-88	4-1	0-0	12,508	Douglas 23	Echefu/Douglas 5	Graves 17	Gray 5
Nov. 28	at Wisconsin	L	66-811	4-2	0-0	17,190	Douglas 24	Swann 6	Tucker 22	Krebbenhoff 6
Dec. 3	Florida	W	70-66	5-2	0-0	12,100	Thornton 28	Thornton 9	Green 21	Horford 6
Dec. 5	at Stetson	W	82-63	6-2	0-0	4,652	Douglas 16	Reid 7	Blair/McMillen 15	Blair/Okafor 6
Dec. 7	at Georgia State	W	87-55	7-2	0-0	3,510	Douglas 25	Thornton 9	Chase/Mendez 10	Perique 10
Dec. 10	SE Louisiana	W	88-62	8-2	0-0	6,110	Rich 16	Thornton 6	Polite 12	Polite 8
Dec. 18	High Point	W	81-64	9-2	0-0	6,010	Thornton 22	Echefu 12	Reid 17	Daniels 7
Dec. 21	Coastal Carolina	W	78-65	10-2	0-0	5,873	Thornton 21	Thornton/Echefu 6	Leasure 17	Sonko 13
Dec. 23	Saint Peter's	W	76-63	11-2	0-0	5,811	Thornton 14	Swann 6	Sowell 23	Sowell 11
Dec. 29	Providence	W	92-62	12-2	0-0	13,181	Rich 17	Reid 7	Williams 15	McDermott/Burch 7
Jan. 3	Clemson	L	66-68	12-3	0-1	7,568	Thornton 19	Thornton 6	Hamilton 19	Booker 9
Jan. 7	at North Carolina	L	58-84	12-4	0-2	21,010	Thornton 29	Thornton 12	Hansbrough 25	Hansbrough 13
Jan. 13	at Georgia Tech	L	80-88	12-5	0-3	9,191	Douglas 22	Thornton 6	Crittenton 23	Smith/West 5
Jan. 17	Virginia Tech	W	82-73	13-5	1-3	8,360	Thornton 27	Thornton 13	Dowdell 23	Collins 6
Jan. 20	Miami	W	86-67	14-5	2-3	10,821	Rich 16	Thornton/Rich/ Mims/Breden 4	Clemente 15	Asbury 7
Jan. 23	at Boston College	L	82-85	14-6	2-4	7,568	Thornton 22	Thornton 8	Rice 26	Marshall 10
Jan. 27	Wake Forest	W	74-66	15-6	3-4	9,115	Thornton 25	Thornton 11	Visser 17	Swinton 6
Jan. 30	Maryland	W	86-79	16-6	4-4	8,894	Thornton 27	Thornton 8	Gist 23	Ibekwe 6
Feb. 4	at Duke	W	68-67	17-6	5-4	9,314	Thornton 21	Thornton 8	Paulus 23	Nelson 6
Feb. 7	at Clemson	L	58-71	17-7	5-5	6,620	Thornton 21	Reid 7	Hammonds 17	Perry/Booker 6
Feb. 11	Boston College	L	67-68	17-8	5-6	9,628	Thornton 19	Thornton 9	Dudley 23	Dudley 10
Feb. 13	Georgia Tech	L	57-63	17-9	5-7	7,818	Swann 23	Thornton 6	Crittenton 29	Smith/Morrow 7
Feb. 17	at Virginia	L	70-73	17-10	5-8	14,619	Thornton 30	Thornton 16	Singletary 19	Soroye 9
Feb. 21	at Maryland	L	55-73	17-11	5-9	17,950	Thornton 23	Thornton 15	Osby 15	Ibekwe 7
Feb. 24	NC State	W	52-78	18-11	6-9	7,685	Thornton 17	Echefu 7	Grant 15	Grant 6
March 3	at Miami	W	98-90 (OT)	19-11	7-9	4,503	Thornton 45	Thornton 8	McClinton 31	Asbury 9
March 8	vs. Clemson	W	67-66	20-11	7-9	22,269	Thornton 25	Thornton 11	Booker 18	Rivers 10
March 9	vs. North Carolina	L	58-73	20-12	7-9	22,269	Thornton 2	Echefu 8	Ellington 18	Terry 9
March 13	Toledo	W	77-61	21-12	7-9	3,295	Thornton 24	Rich 7	Ingram 17	Valencia 6
March 15	Michigan	W	87-66	22-12	7-9	6,033	Swann/Douglas 15	Thornton 5	Harris 15	Abram 6
March 20	at Mississippi State	L	71-86	22-13	7-9	9,013	Swann 31	Thornton 6	Gordon 16	Hansbrough 7

2006-2007 SEASON SUPERLATIVES

40-Point Game

Al Thornton, 1
(45 at Miami, March 3, 2007)

30-Point Games

Isaiah Swann, 1
(31 at Mississippi State, March 20, 2007)

Al Thornton, 1
(30 at Virginia, Feb. 17, 2007)



Uche Echefu was one of two players who started all 35 games for the Seminoles during the 2006-07 season.

20-Point Games

Al Thornton, 15
(20 vs. Illinois State, Nov. 13, 2006); (28 vs. Florida, Dec. 3, 2006); (22 vs. High Point, Dec. 18, 2006); (21 vs. Coastal Carolina, Dec. 21, 2006); (29 at North Carolina, Jan. 7, 2007); (20 at Georgia Tech, Jan. 13, 2007); (27 vs. Virginia Tech, Jan. 17, 2007); (22 at Boston College, Jan. 23, 2007); (25 vs. Wake Forest, Jan. 27, 2007); (27 vs. Maryland, Jan. 30, 2007); (21 at Duke, Feb. 4, 2007); (21 at Clemson, Feb. 7, 2007); (23 at Maryland, Feb. 21, 2007); (25 vs. Clemson, March 8, 2007); (24 vs. Toledo, March 13, 2007)

Toney Douglas, 3
(23 at Pittsburgh, Nov. 24, 2006); (24 at Wisconsin, Nov. 28, 2006); (25 at Georgia State, Dec. 7, 2006)

Jason Rich, 1
(24 vs. Maryland, Jan. 30, 2007)

Isaiah Swann, 1
(23 vs. Georgia Tech, Feb. 13, 2007)

10-Rebound Games

Al Thornton, 6
(12 at North Carolina, Jan. 7, 2007); (13 vs. Virginia Tech, Jan. 17, 2007); (11 vs. Wake Forest, Jan. 27, 2007); (16 at Virginia, Feb. 17, 2007); (15 at Maryland, Feb. 21, 2007); (11 vs. Clemson, March 8, 2007)

Uche Echefu, 2
(12 vs. High Point, Dec. 18, 2006); (10 at Maryland, Feb. 21, 2007)

2006-2007 SEASON SUPERLATIVES

Games As Leading Scorer

Al Thornton, 23

(17 vs. McNeese State, Nov. 12, 2006); (20 vs. Illinois State, Nov. 13, 2006); (15 vs. SMU, Nov. 14, 2006); (12 vs. New Orleans, Nov. 19, 2006); (28 vs. Florida, Dec. 3, 2006); (22 vs. High Point, Dec. 18, 2006); (21 vs. Coastal Carolina, Dec. 21, 2006); (14 vs. Saint Peter's, Dec. 23, 2006); (19 vs. Clemson, Jan. 3, 2007); (20 at Georgia Tech, Jan. 13, 2007); (27 vs. Virginia Tech, Jan. 17, 2007); (22 at Boston College, Jan. 23, 2007); (25 vs. Wake Forest, Jan. 27, 2007); (27 vs. Maryland, Jan., 30, 2007); (21 at Duke, Feb. 4, 2007); (21 at Clemson, Feb. 7, 2007); (19 vs. Boston College, Feb. 11, 2007); (30 at Virginia, Feb. 17, 2007); (23 at Maryland, Feb. 21, 2007); (17 vs. NC State, Feb. 24, 2007); (45 at Miami, March 3, 2007); (25 vs. Clemson, March 8, 2007); (12 vs. North Carolina, March 9, 2007)

Toney Douglas, 5

(23 at Pittsburgh, Nov. 24, 2006); (24 at Wisconsin, Nov. 28, 2006); (16 at Stetson, Dec. 5, 2006); (25 at Georgia State, Dec. 7, 2006); (15 vs. Michigan, March 15, 2007)

Jason Rich, 3

(16 vs. Southeastern Louisiana, Dec. 10, 2006); (17 vs. Providence, Dec. 29, 2006); (16 vs. Miami, Jan. 20, 2007)

Isaiah Swann, 3

(23 vs. Georgia Tech, Feb. 13, 2007); (15 vs. Michigan, March 15, 2007); (31 at Mississippi State, March 20, 2007)

Games as Leading Rebounder

Al Thornton, 24

(7 vs. McNeese State, Nov. 12, 2006); (7 vs. SMU, Nov. 14, 2006); (6 at Wisconsin, Nov. 28, 2006); (9 vs. Florida, Dec. 3, 2006); (9 at Georgia State, Dec. 7, 2006); (6 vs. Southeastern Louisiana, Dec. 10, 2006); (6 vs. Coastal Carolina, Dec. 21, 2006); (6 vs. Clemson, Jan. 3, 2006); (12 at North Carolina, Jan. 7, 2007); (6 at Georgia Tech, Jan. 13, 2007); (13 vs. Virginia Tech, Jan. 17, 2007); (4 vs. Miami, Jan. 20, 2007); (8 at Boston College, Jan. 23, 2007); (11 vs. Wake Forest, Jan. 27, 2007); (8 vs. Maryland, Jan. 30, 2007); (8 at Duke, Feb. 4, 2007); (9 vs. Boston College, Feb. 11, 2007); (6 vs. Georgia Tech, Feb. 13, 2007); (16 at Virginia, Feb. 17, 2007); (15 at Maryland, Feb. 21, 2007); (8 at Miami, March 3, 2007); (11 vs. Clemson, March 8, 2007); (5 vs. Michigan, March 15, 2007); (6 at Mississippi State, March 20, 2007)

Uche Echefu, 5

(5 at Pittsburgh, Nov. 24, 2006); (12 vs. High Point, Dec. 18, 2006); (6 vs. Coastal Carolina, Dec. 21, 2006); (7 vs. NC State, Feb. 24, 2007); (8 vs. North Carolina, March 9, 2007)

Ryan Reid, 4

(9 vs. New Orleans, Nov. 19, 2006); (7 at Stetson, Dec. 5, 2006); (7 vs. Providence, Dec. 29, 2006); (7 at Clemson, Feb. 7, 2007)

Jason Rich, 3

(6 vs. Illinois State, Nov. 13, 2006); (4 vs. Miami, Jan. 20, 2007); (7 vs. Toledo, March 13, 2007)

Isaiah Swann, 1

(6 vs. Saint Peter's, Dec. 23, 2006)

Toney Douglas, 1

(5 at Pittsburgh, Nov. 24, 2006)

Ralph Mims, 1

(4 vs. Miami, Jan. 20, 2007)

Casaan Breeden, 1

(4 vs. Miami, Jan. 20, 2007)

Double-Doubles

Al Thornton, 6

(29 points and 12 rebounds at North Carolina, Jan. 7, 2007); (27 points and 13 rebounds vs. Virginia Tech, Jan. 17, 2007); (25 points and 11 rebounds vs. Wake Forest, Jan. 27, 2007); (30 points and 16 rebounds at Virginia, Feb. 17, 2007); (23 points and 15 rebounds at Maryland, Feb. 21, 2007); (25 points and 11 rebounds vs. Clemson, March 8, 2007)

Uche Echefu, 1

(11 points and 12 rebounds vs. High Point, Dec. 18, 2006)

2006-2007 GAME-BY-GAME POINTS, REBOUNDS, ASSISTS

Opponent	Allen	Breeden	Douglas	Echefu	Hoff	Mims	Reid	Rich	Soto	Swann	Thornton	Zitani
McNeese State	9-3-2	5-1-0	12-1-3	14-4-1	2-0-0	8-2-2	4-1-0	12-3-3	DNP	2-4-2	17-7-0	0-1-0
Illinois State	6-4-2	2-1-1	7-5-5	2-0-0	DNP	7-3-1	4-3-1	11-6-1	DNP	14-4-0	20-5-1	DNP
SMU	11-5-1	0-0-1	14-0-4	3-0-0	DNP	5-2-2	1-5-0	5-1-1	DNP	4-1-0	15-7-1	DNP
New Orleans	7-2-1	2-2-0	10-2-4	6-3-0	DNP	5-3-2	7-9-0	11-4-1	DNP	9-5-4	12-4-1	DNP
at Pittsburgh	0-0-0	2-0-0	23-5-2	13-5-0	DNP	1-0-1	2-2-0	2-1-1	DNP	7-0-3	16-4-0	DNP
at Wisconsin	4-5-0	2-0-0	24-5-1	9-3-1	DNP	2-2-3	0-1-0	12-3-0	DNP	3-6-3	10-5-0	DNP
Florida	5-2-1	2-1-0	8-1-2	3-3-0	DNP	5-1-1	0-3-0	8-3-2	DNP	11-3-1	28-9-0	DNP
at Stetson	9-4-3	5-1-0	16-3-1	12-2-0	2-0-0	10-1-7	2-7-0	10-2-3	DNP	9-5-4	10-5-0	2-0-0
at Georgia State	8-4-0	DNP	25-2-2	6-7-3	0-1-0	3-4-0	7-6-0	10-3-2	DNP	8-3-7	20-9-2	0-1-0
SE Louisiana	7-1-1	13-1-0	10-2-2	6-5-1	0-1-0	5-3-0	7-5-2	16-4-3	DNP	12-4-3	10-6-1	2-2-0
High Point	7-2-0	9-3-0	15-2-2	11-12-0	2-1-0	3-4-2	0-2-0	10-5-0	DNP	2-1-4	22-4-1	0-0-0
Coastal Carolina	4-5-1	2-4-0	17-1-1	7-6-1	DNP	5-2-3	2-2-0	15-2-2	DNP	5-3-6	21-6-1	DNP
Saint Peter's	5-3-1	11-3-1	7-1-4	4-5-2	0-0-0	11-0-2	2-1-0	10-0-1	0-0-0	12-6-3	14-4-2	0-0-0
vs. Providence	5-1-3	8-2-3	8-5-2	6-4-0	5-1-0	9-5-7	7-7-1	17-5-3	0-0-0	14-2-4	11-2-0	2-2-0
Clemson	0-1-0	2-0-0	7-5-0	7-3-0	DNP	4-1-1	2-4-1	12-3-1	DNP	13-3-5	19-6-2	DNP
at North Carolina	2-0-1	0-2-0	6-3-4	1-6-1	DNP	2-2-4	2-3-0	10-5-1	DNP	6-0-3	29-12-0	DNP
at Georgia Tech	2-2-1	4-0-0	22-2-7	13-4-1	DNP	6-1-3	1-1-0	7-5-0	DNP	5-3-4	20-6-1	DNP
Virginia Tech	5-2-1	0-0-0	22-2-2	6-2-0	DNP	2-0-1	3-1-0	9-4-3	DNP	8-3-2	27-13-1	DNP
Miami	4-1-3	8-4-0	3-2-7	13-3-1	0-0-0	8-4-3	4-1-1	16-4-1	1-3-1	14-3-4	15-4-0	0-0-0
at Boston College	4-0-2	2-0-1	10-2-1	10-5-0	DNP	3-3-4	4-1-0	15-4-1	DNP	13-3-7	22-8-1	DNP
Wake Forest	3-1-3	0-0-0	15-3-1	6-1-1	DNP	5-4-0	1-4-0	8-4-2	DNP	11-2-0	25-11-0	DNP
Maryland	2-1-0	3-0-0	16-3-3	5-5-0	DNP	2-1-3	2-3-0	24-3-2	0-0-0	15-4-3	27-8-1	DNP
at Duke	5-2-1	0-0-0	15-2-4	12-6-1	DNP	3-2-1	4-4-0	8-3-4	DNP	0-0-1	21-8-0	DNP
at Clemson	8-3-1	0-1-0	2-2-1	1-5-0	DNP	5-2-1	6-7-0	6-4-3	DNP	9-1-4	21-5-0	DNP
Boston College	0-3-2	0-0-0	DNP	3-2-0	DNP	9-2-2	5-5-0	16-4-2	2-0-0	13-2-5	19-9-1	DNP
Georgia Tech	2-0-0	0-2-0	DNP	2-4-0	DNP	5-3-2	3-3-0	8-2-1	0-1-0	23-2-2	16-6-1	0-0-0
at Virginia	9-3-2	5-1-0	DNP	8-9-1	DNP	2-3-5	2-1-0	3-1-3	0-0-0	13-4-2	30-16-2	DNP
at Maryland	0-1-1	0-0-0	DNP	7-10-0	DNP	9-3-3	0-2-0	4-3-1	0-0-0	12-4-3	23-15-0	DNP
NC State	8-3-2	2-0-0	DNP	13-7-0	0-0-0	12-3-5	5-3-0	7-3-2	2-3-1	12-4-2	17-5-1	0-0-0
at Miami	6-1-0	0-0-0	13-4-3	8-3-1	DNP	9-0-1	0-2-0	10-6-3	DNP	7-5-5	45-8-2	DNP
vs. Clemson	6-0-0	0-0-0	8-3-3	3-1-0	DNP	0-0-0	2-4-0	12-4-1	DNP	8-2-2	25-11-0	DNP
vs. North Carolina	10-2-1	3-0-0	10-3-5	9-8-0	DNP	0-3-0	0-0-1	8-5-1	0-0-0	6-2-1	12-6-0	DNP
Toledo	5-0-0	2-1-0	8-4-3	0-2-2	2-0-0	2-2-0	10-4-0	10-7-1	2-2-0	12-4-5	24-6-1	0-0-0
Michigan	3-1-1	10-3-1	15-3-3	11-1-1	0-0-1	1-3-1	4-2-0	11-1-2	2-0-1	15-2-6	11-5-0	4-0-0
at Mississippi State	0-1-0	0-1-0	12-4-5	0-5-1	DNP	3-0-1	2-4-1	7-4-2	DNP	31-5-0	16-6-0	DNP

2006-2007 GAME-BY-GAME TEAM STATISTICS

Teams	FGM-A	Pct.	3PM-A	Pct.	FTM-A	Pct.	Ast	TO	Blk	Stl	PF-D	OR-DR	Reb	Half	Final
McNeese State	24-59	.407	4-17	.235	13-21	.619	8	17	5	7	20-2	16-17	33	35	65
Florida State	32-60	.533	5-17	.294	16-21	.762	13	12	1	4	16-0	13-22	25	36	85
Illinois State	23-53	.434	8-23	.344	5-7	.714	14	26	3	9	20-0	6-16	22	24	59
Florida State	28-53	.528	5-13	.385	12-16	.750	12	27	4	8	13-0	11-24	35	31	73
SMU	20-43	.465	5-14	.357	7-9	.778	10	19	2	6	19-0	10-16	26	26	52
Florida State	18-43	.419	10-20	.500	13-18	.722	10	16	2	8	14-0	10-13	23	25	59
New Orleans	15-46	.326	5-15	.333	15-19	.789	7	26	2	6	15-0	7-24	31	14	50
Florida State	30-63	.476	5-22	.227	4-8	.500	13	15	4	13	18-0	10-24	34	42	69
Florida State	22-49	.449	9-19	.464	13-16	.813	7	16	3	7	13-0	9-11	20	30	66
Pittsburgh	35-56	.625	10-18	.556	8-11	.727	28	13	3	6	16-0	9-19	28	50	88
Florida State	28-62	.452	3-16	.188	7-12	.583	8	21	5	12	30-1	12-19	31	23	66
Wisconsin	28-57	.491	5-14	.357	20-29	.690	18	18	2	8	20-0	12-24	36	34	81
Florida	24-44	.545	8-19	.421	10-15	.667	11	19	1	3	15-1	7-20	27	31	66
Florida State	27-58	.466	5-15	.333	11-15	.733	7	10	4	9	14-0	10-16	26	36	70
Florida State	27-51	.529	5-15	.333	23-29	.793	18	13	1	10	20-1	10-22	32	50	82
Stetson	22-53	.415	3-17	.176	16-21	.762	10	16	1	7	27-2	13-17	30	28	63
Florida State	32-65	.492	9-27	.333	14-17	.824	16	17	4	12	16-0	14-27	41	51	87
Georgia State	23-67	.343	6-24	.250	3-6	.500	6	21	2	7	16-1	19-19	38	27	55
SE Louisiana	24-64	.375	3-19	.158	11-13	.846	10	21	2	10	15-0	15-19	34	30	62
Florida State	33-60	.550	4-13	.308	18-21	.856	13	19	1	11	13-0	10-26	36	55	88
High Point	27-65	.415	5-18	.278	5-7	.714	12	15	4	6	18-0	16-21	37	41	64
Florida State	30-61	.492	7-22	.318	14-19	.737	9	15	9	6	12-0	14-24	38	43	81
Coastal Carolina	26-57	.456	9-22	.409	4-7	.571	13	18	1	5	20-1	10-18	28	31	65
Florida State	29-57	.509	4-18	.222	16-21	.762	15	12	8	8	10-0	12-20	32	43	78
Saint Peter's	24-58	.414	1-11	.091	14-19	.737	8	25	4	10	18-0	17-25	42	31	63
Florida State	27-56	.482	7-15	.467	15-19	.789	16	16	7	10	16-0	7-18	25	40	76
Providence	17-47	.362	5-18	.278	23-32	.719	12	22	3	5	20-1	10-20	30	34	62
Florida State	36-54	.554	8-21	.381	12-16	.750	23	11	3	13	26-1	11-25	36	45	92
Clemson	30-63	.476	6-23	.261	2-5	.400	12	18	4	11	17-0	15-17	32	41	68
Florida State	23-50	.460	4-14	.286	16-20	.800	10	21	4	11	11-0	11-19	30	36	66
Florida State	22-64	.344	4-15	.267	10-15	.667	14	11	5	6	16-0	13-22	35	30	58
North Carolina	33-70	.471	4-17	.235	14-16	.875	22	10	3	7	14-0	16-31	47	36	84
Florida State	27-53	.509	8-16	.500	18-21	.857	17	18	1	10	26-2	11-16	27	34	80
Georgia Tech	26-48	.542	10-21	.476	26-34	.765	18	17	3	10	19-1	10-15	25	41	88
Virginia Tech	26-46	.565	4-11	.364	17-26	.654	20	14	2	5	24-2	5-17	22	23	73
Florida State	23-49	.469	5-15	.333	31-34	.912	10	13	3	3	24-0	11-19	30	39	82
Miami	22-62	.355	8-30	.267	15-18	.833	10	12	2	2	19-0	17-18	35	28	67
Florida State	29-57	.509	13-23	.565	15-20	.750	21	8	0	5	15-0	10-24	34	47	86
Florida State	29-60	.483	8-17	.471	16-17	.941	17	7	3	6	22-0	9-20	29	41	82
Boston College	28-53	.528	7-18	.389	22-31	.710	14	12	5	2	16-0	9-23	32	41	85
Wake Forest	26-54	.481	8-23	.348	6-12	.500	12	15	1	6	24-0	10-14	24	32	66
Florida State	23-47	.489	6-17	.353	22-30	.733	7	17	3	6	17-0	9-23	32	30	74
Maryland	31-54	.574	6-15	.400	11-21	.524	12	13	3	3	19-1	8-11	19	46	79
Florida State	37-60	.617	8-17	.471	14-16	.875	12	14	0	8	19-0	12-21	33	49	96
Florida State	26-57	.456	8-16	.500	8-11	.727	12	12	1	6	20-1	10-21	31	33	68
Duke	23-52	.442	6-15	.400	15-20	.750	10	13	6	3	16-0	10-23	33	36	67
Florida State	19-52	.365	4-18	.222	16-20	.800	10	14	1	7	22-1	13-19	32	25	58
Clemson	23-45	.511	3-10	.300	23-33	.667	14	11	8	10	17-0	6-21	27	36	71
Boston College	22-50	.440	4-20	.200	20-26	.769	11	12	6	2	18-0	13-26	39	33	68
Florida State	23-59	.390	6-16	.375	15-20	.750	12	7	3	5	21-1	14-17	31	37	67
Georgia Tech	21-52	.404	7-22	.318	14-17	.824	9	11	3	6	23-0	12-19	31	30	63
Florida State	16-43	.372	8-19	.421	17-22	.773	6	14	1	4	21-1	9-18	27	35	57
Florida State	25-62	.403	10-29	.345	10-13	.769	15	12	4	2	15-1	13-28	41	28	70
Virginia	25-67	.373	12-26	.462	11-16	.688	16	8	2	6	15-0	17-23	40	34	73
Florida State	17-50	.340	5-18	.278	16-27	.593	8	16	3	3	18-0	12-27	39	31	55
Maryland	27-60	.450	8-14	.571	11-18	.611	23	9	6	4	24-0	12-26	38	31	73
NC State	17-42	.405	6-19	.316	12-14	.857	10	19	1	6	19-1	4-19	23	21	52
Florida State	29-57	.509	10-20	.500	10-16	.625	13	14	2	12	15-0	12-20	33	39	78
Florida State	34-57	.596	8-18	.444	22-29	.759	15	11	8	6	22-1	6-25	31	33	98 (OT)
Miami	34-68	.500	10-21	.476	12-22	.545	16	14	5	7	23-1	17-20	37	37	90
Florida State	27-55	.491	7-16	.438	6-9	.667	6	14	4	6	11-0	11-16	27	38	67
Clemson	28-56	.500	6-14	.429	4-8	.500	13	15	7	5	16-0	14-17	31	36	66
Florida State	17-55	.309	7-21	.333	17-20	.850	9	17	4	12	23-1	10-21	31	26	58
North Carolina	27-51	.529	6-14	.429	13-25	.520	14	19	5	7	19-1	8-29	37	36	73
Toledo	24-58	.414	5-19	.263	8-11	.727	9	11	1	5	17-0	9-14	23	23	61
Florida State	33-53	.623	4-11	.364	7-9	.778	12	14	4	7	17-0	7-26	33	39	77
Michigan	20-48	.417	6-16	.375	20-27	.741	6	21	4	5	21-0	13-19	32	30	66
Florida State	32-54	.593	7-14	.500	16-24	.667	17	14	3	15	20-0	9-14	23	41	87
Florida State	26-50	.520	11-21	.524	8-16	.500	10	25	3	5	21-1	9-33	31	29	71
Mississippi State	28-66	.424	7-30	.233	23-27	.852	12	14	3	15	20-1	20-19	39	42	86

ATLANTIC COAST CONFERENCE

ACC BASKETBALL: "A TRADITION OF EXCELLENCE"

THE TRADITION

Consistency. It is the mark of true excellence in any endeavor.

However, in today's intercollegiate athletics, competition has become so balanced and so competitive that it is virtually impossible to maintain a high level of consistency.

Yet the Atlantic Coast Conference has defied the odds. Now in its 55th year of competition, the ACC has long enjoyed the reputation as one of the strongest and most competitive intercollegiate conferences in the nation. And that is not mere conjecture; the numbers support it.

Since the league's inception in 1953, ACC schools have captured 105 national championships, including 56 in women's competition and 47 in men's. In addition, NCAA individual titles have gone to ACC student-athletes 139 times in men's competition and 86 times in women's action.

If success is best measured in terms of wins and losses, then the ACC is unrivaled in NCAA annals. With North Carolina's victory over Illinois in the 2005 NCAA title game, ACC teams have captured 10 NCAA basketball championships, including six over the last 17 years.

No conference has posted a better NCAA Tournament record than the ACC since the NCAA's inaugural tournament in 1939. With an impressive 65-33 mark over the past six years, the 12 current conference members have posted an NCAA Tournament-best mark of 364-203 for a sterling .642 winning percentage against the nation's toughest competition.

In the 23 years of the current 64-team field, the ACC has produced 21 Final Four teams, an average of almost one per year and five more than any other conference.

Since 1985, when the NCAA Tournament was expanded to 64 teams, ACC teams have been even more impressive, compiling a 227-111 (.672) NCAA record, including 62 Sweet 16 appearances and 21 Final Four berths — all NCAA Tournament bests. Since 1985, 62 of the 116 ACC teams receiving NCAA berths have won at least two NCAA Tournament games.

Following their title run in 2005, North Carolina's Tar Heels lead all ACC schools with four NCAA basketball championships to their credit. Duke has claimed three national titles, NC State two and Maryland one. The Tar Heels captured NCAA titles in 1957, 1982, 1993 and 2005 while the Blue Devils won their third title in 2001, following back-to-back championships in 1991 and 1992. The Wolfpack walked away with the coveted crown in 1974 and 1983 while the Terps claimed the 2002 national title.

The ACC has 10 or more NCAA Tournament wins in four of the last seven years and 13 times overall, and the league has not posted a losing record in NCAA Tournament play since 1987. The conference's 18-year non-losing streak

in NCAA Tournament play is tops among all conferences.

Since 1981, the ACC has produced 36 consensus All-Americans — 16 more than any other conference. Since 1981, the ACC has accounted for 26 percent of the nation's consensus All-Americans (36-of-140).

Six of the last 11 and eight of the last 15 consensus National Players of the Year have come from the ACC. Since 1975, the ACC has had 15 consensus National Players of the Year — 12 more than any other conference. Eight of the ACC's 15 National Players of the Year were unanimous selections.

A year ago the ACC led all conferences with 54 players in the NBA. In addition, over the past two years 23 ACC players have made their NBA debuts, including 15 in 2006 and eight last year.

This past June the ACC led all conferences with six players selected in the first round of the annual NBA draft. The ACC has had the most, or tied for the most, first round draft picks in four of the past six years and in 10 of the last 15. Since 1986, the ACC has had 88 first round selections — 19 more than any other conference.

The ACC became the first conference in NCAA history to have 10 teams finish the season with 20 or more wins, and for the second-straight year, 10 ACC teams took part in postseason play in 2006-07, including an ACC-record seven NCAA Tournament teams.

For the first time in league history, the ACC surpassed the 2.4 million mark in attendance in 2006-07. The 12 league schools totaled 2,435,441 over 213 regular-season games and six ACC Tournament sessions.

The stature of ACC basketball is nowhere more clearly defined than by the league's regional and national television exposure. A year ago, a record-setting 278 television appearances involving ACC teams highlighted the 2006-07 schedule, including 156 appearances on national television networks.

THE CHAMPIONSHIPS

The conference will conduct championship competition in 25 sports during the 2007-08 academic year — 12 for men and 13 for women.

The first ACC championship was held in swimming on February 25, 1954. The conference did not conduct championships in cross country, wrestling or tennis during the first year.

The 12 sports for men are football, cross country, soccer, basketball, swimming, indoor and outdoor track, wrestling, baseball, tennis, golf and lacrosse. Fencing, which was started in 1971, was discontinued in 1981.

Championships for women are currently conducted in cross country, volleyball, field hockey, soccer, basketball, swimming, indoor and outdoor track, tennis, golf, lacrosse, softball and rowing.

A HISTORY

The Atlantic Coast Conference was founded on May 8, 1953, at the Sedgefield Inn near Greensboro, N.C., with seven charter members — Clemson, Duke, Maryland, North Carolina, North Carolina State, South Carolina and Wake Forest — drawing up the conference by-laws.

The withdrawal of seven schools from the Southern Conference came early on the morning of May 8, 1953, during the Southern Conference's annual spring meeting. On June 14, 1953, the seven members met in Raleigh, N.C., where a set of by-laws was adopted and the name became officially the Atlantic Coast Conference.

Suggestions from fans for the name of the new conference appeared in the region's newspapers prior to the meeting in Raleigh. Some of the names suggested were Dixie, Mid South, Mid Atlantic, East Coast, Seaboard, Colonial, Tobacco, Blue-Gray, Piedmont, Southern Seven and the Shoreline.

Duke's Eddie Cameron recommended that the name of the conference be the Atlantic Coast Conference, and the motion was passed unanimously. The meeting concluded with each member institution assessed \$200.00 to pay for conference expenses.

On December 4, 1953, conference officials met again at Sedgefield and officially admitted the University of Virginia as the league's eighth member. The first, and only, withdrawal of a school from the ACC came on June 30, 1971, when the University of South Carolina tendered its resignation.

The ACC operated with seven members until April 3, 1978, when the Georgia Institute of Technology was admitted. The Atlanta school had withdrawn from the Southeastern Conference in January of 1964.

The ACC expanded to nine members on July 1, 1991, with the addition of Florida State University.

The conference expanded to 11 members on July 1, 2004, with the addition of the University of Miami and Virginia Polytechnic Institute and State University. On October 17, 2003, Boston College accepted an invitation to become the league's 12th member starting with the 2005-06 academic year.

THE SCHOOLS

Boston College was founded in 1863 by the Society of Jesus to serve the sons of Boston's Irish immigrants and was the first institution of higher education to be founded in the city of Boston. Originally located on Harrison Avenue in the South End of Boston, the college outgrew its urban setting toward the end of its first 50 years. A new location was selected in Chestnut Hill and ground for the new campus was broken on June 19, 1909. During the 1940s, new purchases doubled the size of the main campus. In 1974, Boston College acquired Newton College of the Sacred Heart, 1.5 miles away. With 15 buildings on 40 acres, it is now the site of the Law School and residence halls.



Boston College
Joined in 2005



Clemson
Charter Member
1953



Duke
Charter Member
1953



Florida State
Joined in 1991



Georgia Tech
Joined in 1978



Maryland
Charter Member
1953



Miami
Joined in 2004



North Carolina
Charter Member
1953



NC State
Charter Member
1953



Virginia
Joined in 1953



Virginia Tech
Joined in 2004



Wake Forest
Charter Member
1953

ATLANTIC COAST CONFERENCE

Clemson University is nestled in the foothills of the Blue Ridge Mountains near the Georgia border, and the tiger paws painted on the roads make the return to I-85 easier. The school is built around Fort Hill, the plantation home of John C. Calhoun, Vice President to Andrew Jackson. His son-in-law, Tom Clemson, left the land to be used as an agricultural school, and in 1893 Clemson opened its doors as a land-grant school, thanks to the efforts of Ben Tillman.

Duke University was founded in 1924 by tobacco magnate James B. Duke as a memorial to his father, Washington Duke. Originally the school was called Trinity College, a Methodist institution started in 1859. In 1892, Trinity moved to west Durham where the east campus, with its Georgian architecture, now stands. Nearby are Sarah P. Duke Gardens, and further west, the gothic spires of Duke chapel overlook the west campus.

Florida State University is one of 11 universities of the State University System of Florida. It was established as the Seminary West of the Suwannee by an act of the Florida Legislature in 1851, and first offered instruction at the post-secondary level in 1857. Its Tallahassee campus has been the site of an institution of higher education longer than any other site in the state. In 1905, the Buckman Act reorganized higher education in the state and designated the Tallahassee school as the Florida Female College. In 1909, it was renamed Florida State College for Women. In 1947, the school returned to a co-educational status, and the name was changed to Florida State University.

Next to I-85 in downtown Atlanta stands **Georgia Institute of Technology**, founded in 1885. Its first students came to pursue a degree in mechanical engineering, the only one offered at the time. Tech's strength is not only the red clay of Georgia, but a restored gold and white 1930 model A Ford Cabriolet, the official mascot. The old Ford was first used in 1961, but a Ramblin' Wreck had been around for over three decades. The Ramblin' Wreck fight song appeared almost as soon as the school opened, and it is not only American boys that grow up singing its rollicking tune, for Richard Nixon and Nikita Khrushchev sang it when they met in Moscow in 1959.

The **University of Maryland** opened in 1856 as an agricultural school nine miles north of Washington, D.C., on land belonging to Charles Calvert, a descendant of Lord Baltimore, the state's founding father. The school colors are the same as the state flag: black and gold for George Calvert (Lord Baltimore) and red and white for his mother, Alice Crossland. Maryland has been called the school that Curley Byrd built, for he was its quarterback, then football coach, athletic director, assistant to the president, vice president, and finally its president. Byrd also designed the football stadium and the campus layout, and suggested the nickname Terrapin, a local turtle known for its bite, when students wanted to replace the nickname Old Liners with a new one for the school.

The **University of Miami** was chartered in 1925 by a group of citizens who felt an institution of higher learning was needed for the development of their young and growing community. Since the first class of 560 students enrolled in the fall of 1926, the University has expanded to more than 15,000 undergraduate and graduate students from every state and more than 114 nations from around the world. The school's colors, representative of the Florida orange tree, were selected in 1926. Orange symbolizes the fruit of the tree, green represents the leaves, and white, the blossoms.

The **University of North Carolina**, located in Chapel Hill, has been called "the perfect college town," making its tree-lined streets and balmy atmosphere what a college should look and feel like. Its inception in 1795 makes it one of the oldest schools in the nation, and its nickname of Tar Heels stems from the tar pitch and turpentine that were the state's principal industry. The nickname is as old as the school, for it was born during the Revolutionary War when tar was dumped into the streams to impede the advance of British forces.

North Carolina State University is located in the state capital of Raleigh. It opened in 1889 as a land-grant agricultural and mechanical school and was known as A&M or Aggies or Farmers for over a quarter century. The school's colors of pink and blue were gone by 1895, brown and white were tried for a year, but the students finally chose red and white to represent the school. An unhappy fan in 1922 said State football players behaved like a pack of wolves, and the term that was coined in derision became a badge of honor.

The **University of Virginia** was founded in 1819 by Thomas Jefferson and is one of three things on his tombstone for which he wanted to be remembered. James Madison and James Monroe were on the board of governors in the early years. The Rotunda, a half-scale version of the Pantheon which faces the Lawn, is the focal point of the grounds as the campus is called. Jefferson wanted his school to educate leaders in practical affairs and public service, not just to train teachers.

Virginia Polytechnic Institute and State University was established in 1872 as an all-male military school dedicated to the original land-grant mission of teaching agriculture and engineering. The University has grown from a small college of 132 students into the largest institution of higher education in the state during its 132-year history. Located in southwest Virginia on a plateau between the Blue Ridge and Allegheny Mountains, the campus consists of 334 buildings and 20 miles of sidewalks over 2,600 acres. The official school colors — Chicago maroon and burnt orange — were selected in 1896 because they made a "unique combination" not worn elsewhere at the time.

Wake Forest University was started on Calvin Jones' plantation amid the stately pine forest of Wake County in 1834. The Baptist seminary is still there, but the school was moved to Winston-Salem in 1956 on a site donated by Charles H. and Mary Reynolds Babcock. President Harry S. Truman attended the groundbreaking ceremonies that brought a picturesque campus of Georgian architecture and painted roofs. Wake's colors have been black and gold since 1895, thanks to a badge designed by student John Heck who died before he graduated.

SCHOOL AFFILIATIONS

Boston College — Charter member of the Big East Conference in 1979; joined the ACC in July, 2005.

Clemson — Charter member of the Southern Intercollegiate Athletic Association in 1894; a charter member of the Southern Conference in 1921; a charter member of the Atlantic Coast Conference (ACC) in 1953.

Duke — Joined the Southern Conference in December, 1928; charter member of the ACC in 1953.

Florida State — Charter member of the Dixie Conference in 1948; joined the Metro Conference in July, 1976; joined the ACC in July, 1991.

Georgia Tech — Charter member of the Southern Intercollegiate Athletic Association in 1894; charter member of Southern Conference in 1921; charter member of the SEC in 1932; joined the ACC in April, 1978.

Maryland — Charter member of the Southern Conference in 1921; charter member of the ACC in 1953.

Miami — Charter member of the Big East Football Conference in 1991; joined the ACC in July, 2004.

North Carolina — Charter member of the Southern Intercollegiate Athletic Association in 1894; charter member of the Southern Conference in 1921; charter member of the ACC in 1953.

NC State — Charter member of the Southern Conference in 1921; charter member of the ACC in 1953.

Virginia — Charter member of the Southern Intercollegiate Athletic Association in 1894; charter member of the Southern Conference in 1921; resigned from the Southern Conference in December, 1936; joined the ACC in December, 1953.

Virginia Tech — Charter member of the Southern Conference in 1921; withdrew from the Southern Conference in June, 1965; became a charter member of the Big East Football Conference on Feb. 5, 1991; joined the ACC in July, 2004.

Wake Forest — Joined the Southern Conference in February, 1936; a charter member of the ACC in 1953.

2006-2007 ACC REVIEW

STANDINGS	CONFERENCE					OVERALL					
	W	L	Pct	Home	Road	W	L	Pct	Home	Road	Neut
North Carolina	11	5	.688	7-1	4-4	31	7	.816	16-1	6-4	9-2
Virginia	11	5	.688	8-0	3-5	21	11	.656	16-1	3-6	2-4
Maryland	10	6	.625	6-2	4-4	25	9	.735	17-2	5-4	3-3
Virginia Tech	10	6	.625	6-2	4-4	22	12	.647	13-2	5-5	4-5
Boston College	10	6	.625	6-2	4-4	21	12	.636	14-4	5-6	2-2
Duke	8	8	.500	4-4	4-4	22	11	.667	15-4	5-4	2-3
Georgia Tech	8	8	.500	7-1	1-7	20	12	.645	17-1	1-8	2-3
Clemson	7	9	.438	4-4	3-5	25	11	.694	16-4	6-5	3-2
Florida State	7	9	.438	5-3	2-6	22	13	.629	16-3	4-9	2-1
NC State	5	11	.313	3-5	2-6	20	16	.556	14-6	3-8	3-2
Wake Forest	5	11	.313	4-4	1-7	15	16	.484	12-5	2-9	1-2
Miami	4	12	.250	3-5	1-7	12	20	.375	8-7	3-9	1-4

2007-2008 FLORIDA STATE UNIVERSITY SEMINOLE BASKETBALL

2006-2007 ACC REVIEW INDIVIDUAL STATISTICS – ALL GAMES

(To be ranked, a player must appear in at least 75.0% of their team's games.)

SCORING

Player-Team	Cl	G	FG	3FG	FT	Pts	Avg/G
1. Al Thornton-FS	SR	35	244	36	166	690	19.7
2. Jared Dudley-BC	SR	30	195	39	142	571	19.0
3. Sean Singletary-VA	JR	32	170	79	190	609	19.0
4. Tyler Hansbrough-NC	SO	38	228	1	242	699	18.4
5. J.R. Reynolds-VA	SR	32	181	62	164	588	18.4
6. Tyrese Rice-BC	SO	33	185	59	151	580	17.6
7. Zabian Dowdell-VT	SR	34	197	44	154	592	17.4
8. Kyle Visser-WF	SR	31	188	0	150	526	17.0
9. Brandon Costner-ST	FR	36	193	61	158	605	16.8
10. Jack McClinton-UM	SO	31	163	91	102	519	16.7
11. D.J. Strawberry-MD	SR	34	184	35	102	505	14.9
12. Sean Marshall-BC	SR	33	181	50	76	488	14.8
13. Brandon Wright-NC	FR	37	228	0	89	545	14.7
14. Gavin Grant-ST	JR	36	181	29	138	529	14.7
15. Ben McCauley-ST	SO	36	211	0	96	518	14.4
16. Javaris Crittenton-GT	FR	32	158	36	108	460	14.4
17. Thaddeus Young-GT	FR	31	177	39	52	445	14.4
18. DeMarcus Nelson-DU	JR	33	174	44	73	465	14.1
19. K.C. Rivers-CU	SO	36	183	88	50	504	14.0
20. Mike Jones-MD	SR	34	167	81	53	468	13.8
21. Josh McRoberts-DU	SO	33	164	5	97	430	13.0
22. Toney Douglas-FS	SO	30	143	31	63	380	12.7
23. James Gist-MD	JR	34	169	9	83	430	12.6
24. Vernon Hamilton-CU	SR	36	178	37	49	442	12.3
25. James Mays-CU	JR	36	172	7	88	439	12.2

REBOUNDING

Player-Team	Cl	G	OFF	DEF	TOT	Avg/G
1. Jared Dudley-BC	SR	30	91	157	248	8.3
2. Tyler Hansbrough-NC	SO	38	117	184	301	7.9
3. Josh McRoberts-DU	SO	33	69	191	260	7.9
4. Ekene Ibekwe-MD	SR	33	95	161	256	7.8
5. Kyle Visser-WF	SR	31	89	140	229	7.4
6. Brandon Costner-ST	FR	36	55	209	264	7.3
7. James Gist-MD	JR	34	76	170	246	7.2
8. Al Thornton-FS	SR	35	106	145	251	7.2
9. Ben McCauley-ST	SO	36	86	161	247	6.9
10. Dwayne Collins-UM	FR	32	105	102	207	6.5
11. James Mays-CU	JR	36	98	134	232	6.4
12. Trevor Booker-CU	FR	36	112	120	232	6.4
13. Jason Cain-VA	SR	32	65	137	202	6.3
14. Brandon Wright-NC	FR	37	77	152	229	6.2
15. Jeremis Smith-GT	JR	32	77	113	190	5.9
16. Brian Asbury-UM	SO	32	73	117	190	5.9
17. Reyshawn Terry-NC	SR	38	47	157	204	5.4
18. DeMarcus Nelson-DU	JR	33	45	132	177	5.4
19. Deron Washington-VT	JR	34	64	117	181	5.3
20. Ra'Sean Dickey-GT	JR	32	54	116	170	5.3

FIELD GOAL PCT (Min. 5.0 made per game)

Player-Team	Cl	G	FG	FGA	Pct
1. Brandon Wright-NC	FR	37	228	353	.646
2. Ben McCauley-ST	SO	36	211	361	.584
3. Kyle Visser-WF	SR	31	188	322	.584
4. Jared Dudley-BC	SR	30	195	347	.562
5. Al Thornton-FS	SR	35	244	460	.530
6. Tyler Hansbrough-NC	SO	38	228	434	.525
7. Thaddeus Young-GT	FR	31	177	370	.478
8. DeMarcus Nelson-DU	JR	33	174	364	.478
9. D.J. Strawberry-MD	SR	34	184	386	.477
10. Brandon Costner-ST	FR	36	193	407	.474

ASSISTS

Player-Team	Cl	G	Asst	Avg/G
1. Ishmael Smith-WF	FR	31	186	6.00
2. Javaris Crittenton-GT	FR	32	184	5.75
3. Ty Lawson-NC	FR	38	213	5.61
4. Tyrese Rice-BC	SO	33	178	5.39
5. Sean Singletary-VA	JR	32	151	4.72
6. Greivis Vasquez-MD	FR	34	157	4.62
7. Jamon Gordon-VT	SR	34	154	4.53
8. Cliff Hammonds-CU	JR	36	147	4.08
9. Eric Hayes-MD	FR	34	132	3.88
10. Gavin Grant-ST	JR	36	137	3.81

FREE THROW PCT (Min. 2.5 made per game)

Player-Team	Cl	G	FTM	FTA	Pct
1. Jack McClinton-UM	SO	31	102	114	.895
2. Sean Singletary-VA	JR	32	190	218	.872
3. Jon Scheyer-DU	FR	33	115	136	.846
4. J.R. Reynolds-VA	SR	32	164	197	.832
5. Zabian Dowdell-VT	SR	34	154	191	.806
6. Tyrese Rice-BC	SO	33	151	190	.795
7. Al Thornton-FS	SR	35	166	210	.790
8. Javaris Crittenton-GT	FR	32	108	138	.783
9. Tyler Hansbrough-NC	SO	38	242	315	.768
10. Jared Dudley-BC	SR	30	142	191	.743

STEALS

Player-Team	Cl	G	Steals	Avg/G
1. Jamon Gordon-VT	SR	34	94	2.76
2. Zabian Dowdell-VT	SR	34	71	2.09
3. Javaris Crittenton-GT	FR	32	65	2.03
4. D.J. Strawberry-MD	SR	34	69	2.03
5. Vernon Hamilton-CU	SR	36	70	1.94
6. James Mays-CU	JR	36	69	1.92
7. Cliff Hammonds-CU	JR	36	60	1.67
8. Mario West-GT	SR	32	52	1.63
9. Ty Lawson-NC	FR	38	58	1.53
10. Al Thornton-FS	SR	35	53	1.51

3-POINT FG PCT (Min. 2.5 made per game)

Player-Team	Cl	G	3FG	FGA	Pct
1. Jack McClinton-UM	SO	31	91	207	.440

3-POINT FG MADE

Player-Team	Cl	G	3FG	Avg/G
1. Jack McClinton-UM	SO	31	91	2.94
2. Sean Singletary-VA	JR	32	79	2.47
3. K.C. Rivers-CU	SO	36	88	2.44
4. Mike Jones-MD	SR	34	81	2.38
5. Cliff Hammonds-CU	JR	36	75	2.08
6. Greg Paulus-DU	SO	33	68	2.06
7. Isaiah Swann-FS	JR	35	68	1.94
8. A.D. Vassallo-VT	SO	34	66	1.94
9. J.R. Reynolds-VA	SR	32	62	1.94
10. Anthony Morrow-GT	JR	32	61	1.91

BLOCKED SHOTS

Player-Team	Cl	G	Blocks	Avg/G
1. Ekene Ibekwe-MD	SR	33	88	2.67
2. Josh McRoberts-DU	SO	33	82	2.48
3. Trevor Booker-CU	FR	36	78	2.17
4. James Gist-MD	JR	34	72	2.12
5. Tyrelle Blair-BC	JR	30	62	2.07
6. Brandon Wright-NC	FR	37	65	1.76
7. Kyle Visser-WF	SR	31	42	1.35
8. Al Thornton-FS	SR	35	40	1.14
9. Coleman Collins-VT	SR	33	36	1.09
10. Deron Washington-VT	JR	34	35	1.03

ASSIST/TURNOVER RATIO (Min. 3.0 assists/game)

Player-Team	Cl	G	Asst	Turn	Avg Ratio		
1. Ty Lawson-NC	FR	38	213	5.6	83	2.2	2.57
2. Cliff Hammonds-CU	JR	36	147	4.1	59	1.6	2.49
3. Jamon Gordon-VT	SR	34	154	4.5	77	2.3	2.00
4. Eric Hayes-MD	FR	34	132	3.9	72	2.1	1.83
5. Denis Clemente-UM	SO	27	89	3.3	50	1.9	1.78
6. Greivis Vasquez-MD	FR	34	157	4.6	92	2.7	1.71
7. Ishmael Smith-WF	FR	31	186	6.0	112	3.6	1.66
8. Tyrese Rice-BC	SO	33	178	5.4	110	3.3	1.62
9. D.J. Strawberry-MD	SR	34	119	3.5	74	2.2	1.61
10. Zabian Dowdell-VT	SR	34	106	3.1	67	2.0	1.58

OFFENSIVE REBOUNDS


Player-Team	Cl	G	No.	Avg/G
1. Dwayne Collins-UM	FR	32	105	3.28
2. Trevor Booker-CU	FR	36	112	3.11
3. Tyler Hansbrough-NC	SO	38	117	3.08
4. Jared Dudley-BC	SR	30	91	3.03
5. Al Thornton-FS	SR	35	106	3.03
6. Ekene Ibekwe-MD	SR	33	95	2.88
7. Kyle Visser-WF	SR	31	89	2.87
8. James Mays-CU	JR	36	98	2.72
9. Jeremis Smith-GT	JR	32	77	2.41
10. Ben McCauley-ST	SO	36	86	2.39

DEFENSIVE REBOUNDS

Player-Team	Cl	G	No.	Avg/G
1. Brandon Costner-ST	FR	36	209	5.81
2. Josh McRoberts-DU	SO	33	191	5.79
3. Jared Dudley-BC	SR	30	157	5.23
4. James Gist-MD	JR	34	170	5.00
5. Ekene Ibekwe-MD	SR	33	161	4.88
6. Tyler Hansbrough-NC	SO	38	184	4.84
7. Kyle Visser-WF	SR	31	140	4.52
8. Ben McCauley-ST	SO	36	161	4.47
9. Jason Cain-VA	SR	32	137	4.28
10. Gavin Grant-ST	JR	36	152	4.22

MINUTES PLAYED

Player-Team	Cl	G	Minutes	Avg/G
1. Jared Dudley-BC	SR	30	1152	38.40
2. Tyrese Rice-BC	SO	33	1208	36.61
3. Gavin Grant-ST	JR	36	1313	36.47
4. Josh McRoberts-DU	SO	33	1164	35.27
5. Ben McCauley-ST	SO	36	1243	34.53
6. Brandon Costner-ST	FR	36	1239	34.42
7. Zabian Dowdell-VT	SR	34	1148	33.76
8. Jon Scheyer-DU	FR	33	1112	33.70
9. Cliff Hammonds-CU	JR	36	1204	33.44
10. Sean Singletary-VA	JR	32	1064	33.25



Al Thornton was an All-ACC First-Team selection in 2006-07.

2006-2007 ACC REVIEW TEAM STATISTICS – ALL GAMES

SCORING OFFENSE

Team	G	W-L	Pts	Avg/G
1. North Carolina	38	31-7	3258	85.7
2. Maryland	34	25-9	2685	79.0
3. Georgia Tech	32	20-12	2515	78.6
4. Virginia	32	21-11	2463	77.0
5. Florida State	35	22-13	2607	74.5
6. Boston College	33	21-12	2453	74.3
7. Wake Forest	31	15-16	2288	73.8
8. Clemson	36	25-11	2636	73.2
9. NC State	36	20-16	2580	71.7
10. Virginia Tech	34	22-12	2430	71.5
11. Miami	32	12-20	2279	71.2
12. Duke	33	22-11	2323	70.4

SCORING DEFENSE

Team	G	Pts	Avg/G
1. Duke	33	2047	62.0
2. Virginia Tech	34	2181	64.1
3. Clemson	36	2365	65.7
4. Maryland	34	2295	67.5
5. North Carolina	38	2608	68.6
6. Florida State	35	2414	69.0
7. Georgia Tech	32	2222	69.4
8. Boston College	33	2303	69.8
9. Virginia	32	2267	70.8
10. NC State	36	2574	71.5
11. Miami	32	2332	72.9
12. Wake Forest	31	2369	76.4

SCORING MARGIN

Team	G	OFF	DEF	Margin
1. North Carolina	38	85.7	68.6	+17.1
2. Maryland	34	79.0	67.5	+11.5
3. Georgia Tech	32	78.6	69.4	+9.2
4. Duke	33	70.4	62.0	+8.4
5. Clemson	36	73.2	65.7	+7.5
6. Virginia Tech	34	71.5	64.1	+7.3
7. Virginia	32	77.0	70.8	+6.1
8. Florida State	35	74.5	69.0	+5.5
9. Boston College	33	74.3	69.8	+4.5
10. NC State	36	71.7	71.5	+0.2
11. Miami	32	71.2	72.9	-1.7
12. Wake Forest	31	73.8	76.4	-2.6

FREE THROW PERCENTAGES

Team	G	FTM	FTA	Pct
1. Florida State	35	498	657	.758
2. Virginia	32	582	784	.742
3. NC State	36	550	756	.728
4. Boston College	33	573	791	.724
5. North Carolina	38	669	940	.712
6. Miami	32	405	577	.702
7. Maryland	34	547	787	.695
8. Duke	33	481	698	.689
9. Georgia Tech	32	444	652	.681
10. Virginia Tech	34	493	747	.660
11. Wake Forest	31	513	810	.633
12. Clemson	36	354	612	.578

FIELD GOAL PERCENTAGES

Team	G	FG	FGA	Pct
1. North Carolina	38	1187	2379	.499
2. NC State	36	908	1849	.491
3. Georgia Tech	32	935	1909	.490
4. Florida State	35	936	1947	.481
5. Maryland	34	971	2032	.478
6. Boston College	33	842	1763	.478
7. Clemson	36	1017	2170	.469
8. Duke	33	822	1754	.469
9. Virginia Tech	34	886	1894	.468
10. Wake Forest	31	785	1726	.455
11. Virginia	32	812	1860	.437
12. Miami	32	833	1916	.435

FIELD GOAL PCT DEFENSE

Team	G	FG	FGA	Pct
1. Maryland	34	823	2117	.389
2. Virginia	32	779	1911	.408
3. North Carolina	38	962	2311	.416
4. Virginia Tech	34	759	1818	.417
5. Duke	33	765	1812	.422
6. Georgia Tech	32	746	1702	.438
7. NC State	36	959	2177	.441
8. Boston College	33	887	1998	.444
9. Clemson	36	878	1954	.449
10. Florida State	35	873	1934	.451
11. Miami	32	779	1681	.463
12. Wake Forest	31	846	1808	.468

3-POINT FIELD GOAL PERCENTAGES

Team	G	FG	FGA	Pct
1. Maryland	34	196	509	.385
2. Duke	33	198	520	.381
3. Florida State	35	237	624	.380
4. Georgia Tech	32	201	540	.372
5. Wake Forest	31	205	556	.369
6. Virginia	32	257	706	.364
7. Virginia Tech	34	163	449	.363
8. North Carolina	38	215	600	.358
9. NC State	36	214	599	.357
10. Miami	32	208	588	.354
11. Boston College	33	196	562	.349
12. Clemson	36	248	725	.342

3-POINT FIELD GOAL PCT DEFENSE

Team	G	FG	FGA	Pct
1. Maryland	34	205	679	.302
2. Duke	33	139	441	.315
3. Boston College	33	188	571	.329
4. Georgia Tech	32	200	605	.331
5. Florida State	35	216	647	.334
6. North Carolina	38	254	751	.338
7. Clemson	36	195	565	.345
8. Virginia	32	239	687	.348
9. Virginia Tech	34	227	650	.349
10. Wake Forest	31	212	606	.350
11. NC State	36	259	707	.366
12. Miami	32	259	677	.383

REBOUNDING OFFENSE

Team	G	Reb	Avg/G
1. North Carolina	38	1551	40.8
2. Virginia	32	1248	39.0
3. Maryland	34	1325	39.0
4. Georgia Tech	32	1166	36.4
5. Duke	33	1165	35.3
6. Wake Forest	31	1094	35.3
7. Miami	32	1124	35.1
8. Clemson	36	1264	35.1
9. Boston College	33	1142	34.6
10. Virginia Tech	34	1131	33.3
11. NC State	36	1157	32.1
12. Florida State	35	1104	31.5

REBOUNDING DEFENSE

Team	G	Reb	Avg/G
1. Duke	33	1004	30.4
2. Georgia Tech	32	982	30.7
3. Florida State	35	1108	31.7
4. North Carolina	38	1227	32.3
5. Boston College	33	1087	32.9
6. Clemson	36	1194	33.2
7. Miami	32	1062	33.2
8. NC State	36	1209	33.6
9. Virginia Tech	34	1151	33.9
10. Virginia	32	1104	34.5
11. Wake Forest	31	1089	35.1
12. Maryland	34	1256	36.9

REBOUNDING MARGIN

Team	G	Team	Avg	OPP	Avg	Margin
1. North Carolina	38	1551	40.8	1227	32.3	+8.5
2. Georgia Tech	32	1166	36.4	982	30.7	+5.7
3. Duke	33	1165	35.3	1004	30.4	+4.9
4. Virginia	32	1248	39.0	1104	34.5	+4.5
5. Maryland	34	1325	39.0	1256	36.9	+2.0
6. Clemson	36	1264	35.1	1194	33.2	+1.9
7. Miami	32	1124	35.1	1062	33.2	+1.9
8. Boston College	33	1142	34.6	1087	32.9	+1.7
9. Wake Forest	31	1094	35.3	1089	35.1	+0.2
10. Florida State	35	1104	31.5	1108	31.7	-0.1
11. Virginia Tech	34	1131	33.3	1151	33.9	-0.6
12. NC State	36	1157	32.1	1209	33.6	-1.4

BLOCKED SHOTS

Team	G	Blocks	Avg/G
1. Maryland	34	233	6.85
2. Boston College	33	191	5.79
3. Clemson	36	191	5.31
4. Duke	33	157	4.76
5. Virginia Tech	34	159	4.68
6. North Carolina	38	173	4.55
7. Georgia Tech	32	114	3.56
8. NC State	36	122	3.39
9. Florida State	35	116	3.31
10. Virginia	32	103	3.22
11. Wake Forest	31	95	3.06
12. Miami	32	93	2.91

ASSISTS

Team	G	Assists	Avg/G
1. North Carolina	38	696	18.32
2. Maryland	34	587	17.26
3. Clemson	36	562	15.61
4. Georgia Tech	32	491	15.34
5. Boston College	33	483	14.64
6. NC State	36	523	14.53
7. Wake Forest	31	414	13.35
8. Virginia Tech	34	449	13.21
9. Duke	33	433	13.12
10. Virginia	32	412	12.88
11. Miami	32	398	12.44
12. Florida State	35	433	12.37

STEALS

Team	G	Steals	Avg/G
1. Georgia Tech	32	316	9.88
2. Clemson	36	342	9.50
3. Virginia Tech	34	285	8.38
4. North Carolina	38	309	8.13
5. Florida State	35	276	7.89
6. Maryland	34	253	7.44
7. Duke	33	241	7.30
8. Wake Forest	31	199	6.42
9. Miami	32	202	6.31
10. Boston College	33	188	5.70
11. NC State	36	190	5.28
12. Virginia	32	149	4.66

TURNOVER MARGIN

Team	G	Team	Avg	OPP	Avg	Margin
1. Virginia Tech	34	371	10.9	528	15.5	+4.62
2. Clemson	36	512	14.2	625	17.4	+3.14
3. North Carolina	38	524	13.8	613	16.1	+2.34
4. Florida State	35	513	14.7	564	16.1	+1.46
5. Georgia Tech	32	503	15.7	548	17.1	+1.41
6. Miami	32	405	12.7	442	13.8	+1.16
7. Maryland	34	544	16.0	575	16.9	+0.91
8. Virginia	32	437	13.7	429	13.4	-0.25
9. Duke	33	509	15.4	491	14.9	-0.55
10. Wake Forest	31	502	16.2	466	15.0	-1.16
11. Boston College	33	455	13.8	400	12.1	-1.67
12. NC State	36	535	14.9	438	12.2	-2.69

2006-2007 ACC REVIEW TEAM STATISTICS – ALL GAMES

ASSIST/TURNOVER RATIO

Team	G	Asst	Avg	Turn	Avg	Ratio
1. North Carolina	38	696	18.3	524	13.8	1.33
2. Virginia Tech	34	449	13.2	371	10.9	1.21
3. Clemson	36	562	15.6	512	14.2	1.10
4. Maryland	34	587	17.3	544	16.0	1.08
5. Boston College	33	483	14.6	455	13.8	1.06
6. Miami	32	398	12.4	405	12.7	0.98
7. NC State	36	523	14.5	535	14.9	0.98
8. Georgia Tech	32	491	15.3	503	15.7	0.98
9. Virginia	32	412	12.9	437	13.7	0.94
10. Duke	33	433	13.1	509	15.4	0.85
11. Florida State	35	433	12.4	513	14.7	0.84
12. Wake Forest	31	414	13.4	502	16.2	0.82

OFFENSIVE REBOUNDS

Team	G	No.	Avg/G
1. Miami	32	451	14.09
2. Georgia Tech	32	445	13.91
3. North Carolina	38	522	13.74
4. Clemson	36	489	13.58
5. Virginia	32	422	13.19
6. Maryland	34	437	12.85
7. Wake Forest	31	373	12.03
8. Boston College	33	394	11.94
9. Duke	33	379	11.48
10. Virginia Tech	34	366	10.76
11. Florida State	35	375	10.71
12. NC State	36	294	8.17

DEFENSIVE REBOUNDS

Team	G	No.	Avg/G
1. North Carolina	38	1029	27.08
2. Maryland	34	888	26.12
3. Virginia	32	826	25.81
4. NC State	36	863	23.97
5. Duke	33	786	23.82
6. Wake Forest	31	721	23.26
7. Boston College	33	748	22.67
8. Georgia Tech	32	721	22.53
9. Virginia Tech	34	765	22.50
10. Clemson	36	775	21.53
11. Miami	32	673	21.03
12. Florida State	35	729	20.83

3-POINT FIELD GOALS MADE

Team	G	3FG	Avg/G
1. Virginia	32	257	8.03
2. Clemson	36	248	6.89
3. Florida State	35	237	6.77
4. Wake Forest	31	205	6.61
5. Miami	32	208	6.50
6. Georgia Tech	32	201	6.28
7. Duke	33	198	6.00
8. NC State	36	214	5.94
9. Boston College	33	196	5.94
10. Maryland	34	196	5.76
11. North Carolina	38	215	5.66
12. Virginia Tech	34	163	4.79

2006-2007 ALL-ACC BASKETBALL TEAMS

FIRST TEAM

Jared Dudley, Sr.	Boston College
Tyler Hansbrough, So.	North Carolina
Al Thornton, Sr.	Florida State
Sean Singletary, Jr.	Virginia
Zabian Dowdell, Sr.	Virginia Tech

SECOND TEAM

J.R. Reynolds, Sr.	Virginia
D.J. Strawberry, Sr.	Maryland
Tyrese Rice, So.	Boston College
Josh McRoberts, So.	Duke
Brandon Wright, Fr.	North Carolina

THIRD TEAM

Kyle Visser, Sr.	Wake Forest
Javaris Crittenton, Fr.	Georgia Tech
Brandon Costner, Fr.	NC State
Jamon Gordon, Sr.	Virginia Tech
Jack McClinton, So.	Miami

HONORABLE MENTION

Ben McCauley, So.	NC State
James Mays, Jr.	Clemson
DeMarcus Nelson, Jr.	Duke
James Gist, Jr.	Maryland
Ekene Ibekwe, Jr.	Maryland

ALL-FRESHMAN TEAM

Javaris Crittenton, Fr.	Georgia Tech
Brandon Wright, Fr.	North Carolina
Brandon Costner, Fr.	NC State
Ty Lawson, Fr.	North Carolina
Jon Scheyer, Fr.	Duke

HONORABLE MENTION

Thaddeus Young, Fr.	Georgia Tech
Greivis Vasquez, Fr.	Maryland

ALL-DEFENSIVE TEAM

Jamon Gordon, Sr.	Virginia Tech
Ekene Ibekwe, Sr.	Maryland
Zabian Dowdell, Sr.	Virginia Tech
D.J. Strawberry, Sr.	Maryland
Josh McRoberts, So.	Duke

HONORABLE MENTION

Mario West, Jr.	Georgia Tech
DeMarcus Nelson, So.	Duke
James Mays, Jr.	Clemson
Vernon Hamilton, Sr.	Clemson

PLAYER OF THE YEAR (order of voting)


Jared Dudley, Sr.	Boston College
Al Thornton, Sr.	Florida State
Tyler Hansbrough, So.	North Carolina
Sean Singletary, Jr.	Virginia

ROOKIE OF THE YEAR

Brandon Wright, Fr.	North Carolina
--------------------------	----------------

COACH OF THE YEAR

Dave Leitao	Virginia
------------------	----------



Casaan Breeden was a valuable player for Florida State as a sophomore.