





# ALL-TIME INDIVIDUAL RECORDS

## Most Points

**Game:** 46, Ron King vs. Georgia Southern, Feb. 11, 1971  
**Season:** 743, Jim Oler, 1955-56  
**Career:** 2,130, Bob Sura, 1991-95

## Most Field Goals

**Game:** 21, Ron King vs. Georgia Southern, Feb. 11, 1971  
**Season:** 262, Ron King, 1970-71  
**Career:** 731, Bob Sura, 1991-95

## Most Field Goal Attempts

**Game:** 37, Ham Wernke vs. Tampa, Feb. 14, 1953  
**Season:** 558, Ron King, 1971-72  
**Career:** 1,626, Bob Sura, 1991-95

## Best Field Goal Percentage

**Game:** 1.000 (10-10), Tat Hunter vs. Tampa, Nov. 23, 1985;  
 (10-10), Douglas Edwards vs.  
 UNC Asheville, Jan. 2, 1992  
**Season:** .691 (237-343), Murray Brown, 1978-79  
**Career:** .668 (566-847), Murray Brown, 1976-80

## Most 3-Point Field Goals Made

**Game:** 10, George McCloud vs. La Salle, Feb. 23, 1989  
**Season:** 115, George McCloud, 1988-89  
**Career:** 255, James Collins, 1993-97

## Most 3-Point Field Goals Attempted

**Game:** 17, George McCloud vs. La Salle, Feb. 23, 1989  
**Season:** 270, Tim Pickett, 2003-04  
**Career:** 686, James Collins, 1993-97

## Best 3-Point Field Goal Percentage

**Game:** 1.000 (7-7), Sam Cassell vs. Tulane,  
 March 20, 1993;  
 (7-7), James Collins vs. South Florida,  
 Nov. 29, 1994  
**Season:** .460 (46-100), Tharon Mayes, 1987-88  
**Career:** .457 (80-175), LaRae Davis, 1986-87

## Most Free Throws

**Game:** 22, Jim Oler at Rollins, Jan. 31, 1955;  
 Jim Oler vs. Morningside, Dec. 16, 1955  
**Season:** 310, Jim Oler, 1955-56  
**Career:** 761, Jim Oler, 1952-56

## Most Free Throw Attempts

**Game:** 30, Jim Oler vs. Morningside, Dec. 16, 1955  
**Season:** 380, Jim Oler, 1955-56  
**Career:** 975, Jim Oler, 1952-56

## Best Free Throw Percentage

**Game:** 1.000 (16-16), Bob Sura vs. South Florida,  
 Nov. 29, 1994  
**Season:** .895 (51-57), Ken Macklin, 1969-70  
**Career:** .817 (161-197), Granville Arnold, 1983-85

## Most Rebounds

**Game:** 32, Rick Benson vs. Florida Southern, Jan. 7, 1955  
**Season:** 456, Dave Cowens, 1967-68  
**Career:** 1,340, Dave Cowens, 1967-70

## Most Assists

**Game:** 16, Otto Petty vs. South Alabama, Feb. 19, 1972;  
 Tony William vs. Jacksonville, Feb. 12, 1983  
**Season:** 227, Otto Petty, 1970-71  
**Career:** 688, Delvon Arrington, 1999-02

## Most Steals

**Game:** 9, Tony William vs. Memphis State, Feb. 26, 1983;  
 Charlie Ward vs. South Carolina, March 2, 1991;  
 Bob Sura vs. Georgia Tech, March 2, 1995  
**Season:** 97, Sam Cassell, 1992-93  
**Career:** 238, Charlie Ward, 1990-94

## Most Blocked Shots

**Game:** 9, Andre Reid vs. Bethune-Cookman, Dec. 5, 1993;  
 Corey Louis vs. Maryland, Jan. 10, 1995  
**Season:** 111, Rodney Dobard, 1992-93  
**Career:** 240, Rodney Dobard, 1989-93

## Best Scoring Average

**Season:** 29.7, Jim Oler, 1955-56  
**Career:** 23.2, Mitchell Wiggins, 1981-83

## Best Rebounding Average

**Season:** 17.5, Dave Cowens, 1968-69  
**Career:** 17.2, Dave Cowens, 1967-70

# SCORING LEADERS

Game	Name	Date	Points	Season Average	Name	Year	Avg.
1.	Ron King vs. Georgia Southern	Feb. 11, 1971	46	1.	Jim Oler	1955-56	29.7
2.	Al Thornton vs. Miami	March 3, 2007	45	2.	Mitchell Wiggins	1981-82	23.8
3.	Hugh Durham vs. Stetson	Jan. 19, 1957	43	3.	Tharon Mayes	1989-90	23.3
	Dave Fedor vs. Miami	Feb. 27, 1960	43	4.	George McCloud	1988-89	22.8
5.	Jim Oler vs. Morningside	Dec. 16, 1955	42	5.	Ron King	1970-71	22.7
	Murray Brown at Auburn	Dec. 4, 1978	42		Mitchell Wiggins	1982-83	22.7
7.	Jim Oler vs. Georgia Teachers College	Jan. 14, 1956	41	7.	Hugh Durham	1958-59	21.9
8.	Pee Wee Barber vs. Miami	Feb. 26, 1987	40	8.	Murray Brown	1978-79	21.7
9.	Ham Wernke vs. Tampa	Jan. 12, 1953	38	9.	Ham Wernke	1952-53	21.3
	Jim Oler vs. Troy State	Feb. 6, 1956	38	10.	Dave Fedor	1959-60	21.2
	Dave Fedor at Tampa	Feb. 26, 1962	38		Bob Sura	1993-94	21.2
	David Thompson vs. South Alabama	Jan. 22, 1977	38	12.	Jim Oler	1954-55	21.1
	Tharon Mayes vs. Rhode Island	Dec. 29, 1989	38	13.	Tony Dawson	1988-89	21.0
14.	Dave Fedor vs. Rollins	Feb. 11, 1960	37	14.	Dave Fedor	1961-62	20.4
	Mitchell Wiggins vs. Florida	Jan. 11, 1982	37	15.	Dave Cowens	1968-69	20.3
	Mitchell Wiggins vs. South Carolina	Feb. 22, 1982	37		Mickey Dillard	1979-80	20.3
	Mitchell Wiggins vs. Memphis State	Feb. 26, 1983	37				
	Ron Hale vs. Wake Forest	Jan. 4, 2000	37				
19.	Hugh Durham at Georgia	Jan. 19, 1959	36				
	Mitchell Wiggins at San Diego State	Dec. 29, 1982	36				
	George McCloud at La Salle	Feb. 23, 1989	36				
22.	Ham Wernke vs. Montana State	March 7, 1955	35				
	Vernell Ellzy vs. Biscayne	Dec. 3, 1970	35				
	Reggie Royals vs. UC-Irvine	Jan. 30, 1971	35				
	Benny Clyde at Oklahoma City	Dec. 30, 1972	35				
	Larry Warren vs. Texas A&M	Jan. 4, 1974	35				
	Alton Lee Gipson at Virginia Tech	March 3, 1984	35				
	Pee Wee Barber vs. Memphis State	Feb. 11, 1987	35				
	George McCloud at Jacksonville	Jan. 11, 1989	35				
	Bob Sura at Duke	Jan. 22, 1994	35				

*Al Thornton, who earned All-America Third Team honors as a senior, scored 45 points against Miami on March 3, 2007. His 45 points is the second-highest single-game scoring total in school history.*





# SCORING LEADERS

## CAREER AVERAGE

	Name	Years	Games-Points	Avg.
1.	Mitchell Wiggins	1981-83	46-1067	23.2
2.	Dave Fedor	1959-62	72-1456	20.2
3.	Jim Oler	1952-56	91-1820	20.0
4.	Ron King	1970-73	64-1252	19.6
	Alton Lee Gipson	1983-85	61-1194	19.6
6.	Tony Dawson	1987-89	60-1161	19.4
7.	Ham Wernke	1951-55	73-1404	19.2
8.	Dave Cowens	1967-70	78-1479	19.0
9.	Hugh Durham	1956-59	73-1381	18.9
	Don Bates	1959-00	23-434	18.9
11.	Sam Cassell	1991-93	64-1211	18.3
12.	Pee Wee Barber	1986-87	58-1039	18.0
13.	Bob Sura	1991-95	119-2130	17.9
14.	Doug Edwards	1990-93	93-1604	17.2
15.	Reggie Royals	1970-73	84-1402	16.7
	Tim Pickett	2003-04	62-1038	16.7
17.	Larry Warren	1972-75	51-840	16.5
18.	Tharon Mayes	1987-90	77-1260	16.4
19.	James Collins	1993-97	112-1793	16.0
20.	Elvis Rolle	1979-81	59-923	15.6

## 500-POINT CLUB (ONE SEASON)

	Name	Year	Pts.
1.	Jim Oler	1955-56	742
2.	Al Thornton	2006-07	690
3.	George McCloud	1988-89	683
4.	Bob Sura	1992-93	675
5.	Sam Cassell	1992-93	641
6.	Murray Brown	1978-79	629
	Mickey Dillard	1979-80	629
8.	Tony Dawson	1988-89	627
9.	Alton Lee Gipson	1983-84	626
10.	Ron King	1970-71	589
11.	Murray Brown	1979-80	579
12.	Pee Wee Barber	1986-87	576
13.	Ron King	1971-72	573
	Bob Sura	1993-94	573
15.	Sam Cassell	1991-92	570
16.	Alton Lee Gipson	1984-85	568
	Doug Edwards	1992-93	568
18.	Tharon Mayes	1989-90	559
19.	Jim Oler	1954-55	549
20.	Harry Davis	1977-78	546
	George McCloud	1987-88	546
22.	Mitchell Wiggins	1982-83	544
23.	Tim Pickett	2003-04	543
24.	Tony Dawson	1987-88	534
25.	Dave Fedor	1959-60	530
26.	Doug Edwards	1990-91	524
27.	Mitchell Wiggins	1981-82	523
28.	Irving Thomas	1989-90	519
29.	Mickey Dillard	1980-81	515
30.	James Collins	1996-97	514
31.	Ham Wernke	1954-55	512
	Doug Edwards	1991-92	512
33.	Hugh Durham	1956-57	509
34.	Dave Cowens	1967-68	508
	Dave Cowens	1968-69	508
36.	Hugh Durham	1958-59	504
37.	Bob Sura	1994-95	502
38.	Reggie Royals	1971-72	501
39.	David Thompson	1976-77	500

## 1,000-POINT CLUB (CAREER)


	Name	Years	Games	FG	FT	Pts.	Avg.
1.	Bob Sura	1991-95	119	731	454	2130	17.9
2.	Jim Oler	1952-56	91	528	761	1817	20.0
3.	James Collins	1993-97	112	645	267	1793	16.0
4.	Mickey Dillard	1976-81	115	643	448	1734	15.1
5.	Doug Edwards	1990-93	93	621	332	1604	17.2
6.	George McCloud	1985-89	117	529	315	1574	13.5
7.	Al Thornton	2003-07	124	546	366	1521	12.3
8.	Harry Davis	1974-78	108	640	234	1514	14.0
9.	Dave Cowens	1967-70	78	582	315	1479	18.9
10.	Murray Brown	1976-80	106	566	338	1470	13.9
11.	Dave Fedor	1959-62	72	585	286	1456	20.2
12.	Randy Allen	1983-87	115	592	254	1438	12.5
13.	Ham Wernke	1951-55	73	505	396	1404	19.2
14.	Reggie Royals	1970-73	84	580	242	1402	16.7
15.	Hugh Durham	1956-59	73	470	441	1381	18.9
16.	Chuck Graham	1989-94	118	503	216	1337	11.3
17.	David Thompson	1975-78	83	571	147	1289	15.5
18.	Tharon Mayes	1987-90	77	466	200	1260	16.4
19.	Ron King	1970-73	64	542	168	1252	19.6
20.	Ron Hale	1996-00	120	423	279	1236	10.3
21.	Sam Cassell	1991-93	66	440	223	1211	18.3
22.	Alton Lee Gipson	1983-85	61	496	202	1194	19.6
23.	Delvon Arrington	1998-02	118	413	227	1173	9.9
24.	Jeff Hogan	1966-69	79	466	232	1164	14.7
25.	Tony Dawson	1987-89	60	453	229	1161	19.4
26.	Gary Schull	1963-66	76	408	326	1142	15.0
27.	Corey Louis	1994-98	107	447	232	1127	10.5
28.	Lawrence McCray	1971-74	84	492	127	1111	13.2
29.	Larry Warren	1973-76	78	473	162	1108	14.2
30.	Michael Polite	1987-91	99	381	297	1070	10.8
31.	Mitchell Wiggins	1981-83	46	439	189	1067	23.2
32.	Pee Wee Barber	1985-87	59	395	200	1062	18.0
33.	Rodney Dobard	1989-93	122	456	146	1058	8.7
34.	Tim Pickett	2002-04	62	352	140	1038	16.7
35.	LaMarr Greer	1994-98	117	364	171	1022	8.7
36.	Tom McLaughlin	1948-52	92	409	201	1019	11.1
37.	Wayne Smalls	1973-77	104	457	102	1016	9.8
38.	Ray Swain	1959-62	72	403	194	1000	13.9



Andre Reid, who played on two NCAA Tournament teams, blocked a single-game, school-record nine shots against Bethune-Cookman on Dec. 5, 1993. He ranks third in school history with 160 career blocked shots.




# 1,000-POINT SCORERS



## 1. Bob Sura 2,130 pts. Guard • 6-5 • 200 • Wilkes-Barre, PA

Bob Sura tallied 2,130 points during his four seasons at FSU to become the program's all-time leading scorer. After being named ACC Rookie of the Year as a freshman, he went on to become the first player in Florida State history to be named First Team All-ACC. He was selected with the 17th overall pick in the 1995 NBA Draft by the Cleveland Cavaliers. Sura is currently a member of the Houston Rockets.

Year	G	FG-FGA	PCT	FT-FTA	PCT	RB-AVG	PTS-AVG
1991-92	31	124-269	.461	94-150	.627	107-3.5	380-12.3
1992-93	34	241-533	.452	120-188	.638	209-6.1	675-19.9
1993-94	27	202-431	.469	117-179	.654	213-7.9	573-21.2
1994-95	27	164-393	.417	123-179	.687	185-6.9	502-18.6
<b>Totals</b>	<b>119</b>	<b>731-1,626</b>	<b>.450</b>	<b>454-696</b>	<b>.652</b>	<b>714-6.0</b>	<b>2,130-17.9</b>



## 2. Jim Oler 1,817 pts. Guard • 5-11 • 180 • Economy, IN

After setting the mark as one of the first members of the 1,000-point club, Jim Oler held the top spot on the all-time scoring list for 39 years before passing the torch to Bob Sura. Oler still holds the single-season record for points in a season with 743. He also holds most of the Florida State free throw records including single game (22), single season (311) and career (762). Oler's career scoring average still ranks as third-best in Florida State history.


Year	G	FG-FGA	PCT	FT-FTA	PCT	RB-AVG	PTS-AVG
1952-53	20	52-139	.374	90-118	.763	—	194-9.7
1953-54	20	96-280	.343	140-188	.745	—	334-16.7
1954-55	26	164-414	.396	221-289	.765	76-2.9	549-21.1
1955-56	25	216-470	.460	311-380	.818	136-5.4	743-29.7
<b>Totals</b>	<b>91</b>	<b>528-1,303</b>	<b>.405</b>	<b>761-975</b>	<b>.781</b>	<b>—</b>	<b>1,817-20.0</b>



## 3. James Collins 1,793 pts. Guard • 6-4 • 196 • Jacksonville, FL

James Collins' distinguished FSU career came to an end in 1997 with 1,793 points. Collins also ranks among the Seminoles' all-time top 10 in five other categories including field goals, field goal attempts, 3-pointers, 3-point attempts and steals.

Year	G	FG-FGA	PCT	FT-FTA	PCT	RB-AVG	PTS-AVG
1993-94	27	110-270	.407	39-57	.684	104-3.9	298-11.0
1994-95	27	181-354	.511	72-164	.439	116-4.3	487-18.0
1995-96	27	172-412	.417	81-120	.675	121-4.5	494-18.3
1996-97	31	182-397	.458	75-112	.670	158-5.1	514-16.6
<b>Totals</b>	<b>112</b>	<b>645-1,433</b>	<b>.450</b>	<b>267-453</b>	<b>.589</b>	<b>499-4.5</b>	<b>1,793-16.0</b>



## 4. Mickey Dillard 1,734 pts. Guard • 6-3 • 170 • Dania, FL

Mickey Dillard overcame a broken leg during his junior season to rank fifth on FSU's all-time scoring list. Dillard was drafted by the Atlanta Hawks after his junior year but returned for his senior season to total 1,734 points in his FSU career. Dillard was selected by Cleveland in the third round of the 1981 NBA Draft.


Year	G	FG-FGA	PCT	FT-FTA	PCT	RB-AVG	PTS-AVG
1976-77	25	53-110	.482	40-61	.656	29-1.2	146-5.8
1977-78	29	153-282	.543	92-119	.773	74-2.6	398-13.7
1978-79	2	13-26	.500	14-16	.875	8-4.0	40-20.0
1979-80	31	242-458	.528	151-197	.766	130-4.2	635-20.5
1980-81	28	182-372	.489	151-190	.795	98-3.5	515-18.4
<b>Totals</b>	<b>115</b>	<b>643-1,248</b>	<b>.515</b>	<b>448-583</b>	<b>.768</b>	<b>339-2.9</b>	<b>1,734-15.1</b>



## 5. Doug Edwards 1,604 pts. Forward • 6-9 • 220 • Miami, FL

Having received Florida's Mr. Basketball honors in 1989, Doug Edwards was touted as the best high school player in the history of the state. In only three seasons, he moved himself into the sixth position on the FSU all-time scoring list and is the only player in school history to score more than 500 points in three consecutive seasons. Edwards began his professional career with the Atlanta Hawks who drafted him in the first round in 1993.

Year	G	FG-FGA	PCT	FT-FTA	PCT	RB-AVG	PTS-AVG
1990-91	32	200-385	.519	112-158	.709	227-7.1	524-16.4
1991-92	30	197-385	.512	106-142	.747	271-9.0	512-17.1
1992-93	31	224-424	.528	114-158	.722	290-9.4	568-18.3
<b>Totals</b>	<b>93</b>	<b>621-1,194</b>	<b>.520</b>	<b>332-458</b>	<b>.725</b>	<b>788-8.5</b>	<b>1,604-17.2</b>



## 6. George McCloud 1,574 pts. Guard • 6-6 • 205 • Daytona Beach, FL

A seldom-used forward in his first two seasons, George McCloud made the transition to guard with ease and instantly made his mark. This deadly accurate 3-point shooter holds both FSU's single-game (10) and single-season (115) 3-point shooting records. Winning All-Metro Conference honors his junior year, McCloud became a serious NBA prospect and was the first round pick of the Indiana Pacers in 1989.

Year	G	FG-FGA	PCT	FT-FTA	PCT	RB-AVG	PTS-AVG
1985-86	27	42-87	.483	31-49	.633	49-1.8	115-4.4
1986-87	30	87-197	.442	42-68	.618	126-4.2	230-7.7
1987-88	30	193-403	.479	88-112	.786	111-3.7	546-18.2
1988-89	30	207-462	.448	154-176	.875	109-3.6	683-22.8
<b>Totals</b>	<b>117</b>	<b>529-1,149</b>	<b>.460</b>	<b>315-405</b>	<b>.778</b>	<b>395-3.4</b>	<b>1,574-13.5</b>



## 7. Al Thornton 1,521 pts. Forward • 6-8 • 232 • Perry, GA

Earning All-America Third Team honors by the Associated Press in 2006-07, Al Thornton was also an All-ACC First Team selection and voted as the ACC Player of the Year runner-up. He enjoyed one of the top senior years in school and ACC history during the 2006-07 season. The second player in school history to earn mention on the first, second or third team All-America teams by the Associated Press and the first Seminole since the 1989 season to earn All-America honors of third team or better, Thornton was a unanimous selection to the All-ACC First Team—only the third Seminole (Bob Sura in 1993-94 and Tim Pickett in 2003-04) to receive such an honor. Thornton was also a finalist for the Wooden, Naismith and Rupp Awards as the nation's best collegiate player his senior season.

Year	G	FG-FGA	PCT	FT-FTA	PCT	RB-AVG	PTS-AVG
2003-04	30	30-58	.517	21-42	.500	54-1.8	84-2.8
2004-05	29	101-186	.543	57-106	.538	128-4.4	263-9.1
2005-06	30	171-330	.518	122-164	.744	208-6.9	484-16.1
2006-07	35	244-460	.530	166-210	.790	251-7.2	690-19.7
<b>Totals</b>	<b>124</b>	<b>546-1,034</b>	<b>.528</b>	<b>366-522</b>	<b>.701</b>	<b>641-5.2</b>	<b>1,521-12.3</b>



## 8. Harry Davis 1,514 pts. Forward/Center • 6-7 • 220 • Cleveland, OH

Gathering the most mileage of possibly any other Seminole, Harry Davis played in several international competitions including a stop in Moscow, Russia. Davis won Seminole MVP honors as a sophomore and senior. Davis returned to his hometown to play professional ball with the Cleveland Cavaliers.

Year	G	FG-FGA	PCT	FT-FTA	PCT	RB-AVG	PTS-AVG
1974-75	26	104-185	.562	27-41	.672	147-5.7	235-9.0
1975-76	27	143-224	.638	45-71	.634	167-6.2	331-12.3
1976-77	27	176-310	.567	50-92	.543	212-7.8	402-14.8
1977-78	28	217-376	.577	112-178	.629	208-7.4	546-19.5
<b>Totals</b>	<b>108</b>	<b>640-1,095</b>	<b>.584</b>	<b>234-382</b>	<b>.613</b>	<b>734-6.8</b>	<b>1,514-14.0</b>




# 1,000-POINT SCORERS



## 9. Dave Cowens 1,479 pts. Center • 6-9 • 220 • Newport, KY

Honored as one of the 50 greatest players in NBA history, Dave Cowens is arguably the single greatest player in Florida State history. While at FSU, he averaged 18.9 points and 17.2 rebounds per game while shooting 52 percent from the field. Cowens also owns most Seminole rebounding records including rebounds in a season (456) and career rebounds (1,340). His talent caught the eye of the Boston Celtics who selected him fourth overall in the 1970 NBA Draft. During his rookie season with the Celtics he averaged 17 points and 15 rebounds per game and won NBA Rookie of the Year honors. In 1973 he took home both the All-Star MVP and League MVP trophies. Cowens' intensity and desire earned him seven all-star appearances and two championship rings with the Celtics in 1974 and 1976 and in 1991 an induction into the Basketball Hall of Fame.


Year	G	FG-FGA	PCT	FT-FTA	PCT	RB-AVG	PTS-AVG
1967-68	27	206-383	.538	96-131	.733	456-17.0	508-18.8
1968-69	25	202-384	.526	104-164	.634	437-17.5	508-20.3
1969-70	26	174-355	.490	115-169	.676	447-17.2	463-17.8
<b>Totals</b>	<b>78</b>	<b>582-1,122</b>	<b>.520</b>	<b>315-464</b>	<b>.679</b>	<b>1,340-17.2</b>	<b>1,479-18.9</b>



## 10. Murray Brown 1,470 pts. Forward • 6-8 • 205 • Tampa, FL

Known as "Mule" by his coaches for his hard work and determination, Murray Brown led the nation in field goal shooting percentage in the 1978-79 season with a .691 percentage. Brown also holds the distinction as FSU's most accurate shooter ever with a .668 career percentage. This All-Metro Conference performer was selected by the Cleveland Cavaliers in the 1980 NBA Draft.


Year	G	FG-FGA	PCT	FT-FTA	PCT	RB-AVG	PTS-AVG
1976-77	18	38-50	.760	18-28	.642	48-2.7	94-5.2
1977-78	28	61-98	.622	46-65	.707	111-3.9	168-6.0
1978-79	29	237-343	.691	155-218	.711	242-8.3	629-21.7
1979-80	31	230-356	.646	119-172	.691	238-7.6	579-18.7
<b>Totals</b>	<b>106</b>	<b>566-847</b>	<b>.668</b>	<b>338-483</b>	<b>.700</b>	<b>639-6.1</b>	<b>1,470-13.9</b>



## 11. Dave Fedor 1,456 pts. Forward • 6-6 • 192 • Zephyrhills, FL

A left-hander known for his ability to do almost anything on the court with either hand, Dave Fedor led the Seminoles as co-captain in both his junior and senior seasons. Fedor's hard work and consistency were evidenced by his streak of 49 consecutive games scoring in double figures. He became the first FSU player ever picked in the NBA Draft when he was selected by Philadelphia in 1962.


Year	G	FG-FGA	PCT	FT-FTA	PCT	RB-AVG	PTS-AVG
1959-60	25	214-453	.472	102-131	.779	400-16.0	530-21.2
1960-61	24	185-365	.507	86-107	.804	336-14.0	456-19.0
1961-62	23	186-356	.522	98-125	.784	233-10.1	470-20.4
<b>Totals</b>	<b>72</b>	<b>585-1,174</b>	<b>.498</b>	<b>286-363</b>	<b>.788</b>	<b>969-13.5</b>	<b>1,456-20.2</b>



## 12. Randy Allen 1,438 pts. Forward • 6-7 • 222 • Milton, FL

Milton, FL, native Randy Allen was one of the most dependable players in FSU history. Allen averaged at least 12.0 points and 6.0 rebounds per game his last three years. He was twice named All-Metro and is also a member of Florida State's 500-Board Club.


Year	G	FG-FGA	PCT	FT-FTA	PCT	RB-AVG	PTS-AVG
1983-84	30	109-211	.517	37-73	.507	148-4.9	255-8.5
1984-85	28	187-352	.531	62-101	.614	190-6.8	436-15.6
1985-86	27	152-330	.461	67-112	.598	163-6.2	371-13.7
1986-87	30	144-312	.462	88-127	.693	235-7.8	376-12.5
<b>Totals</b>	<b>115</b>	<b>592-1,205</b>	<b>.491</b>	<b>254-413</b>	<b>.615</b>	<b>736-6.4</b>	<b>1,438-12.5</b>



## 13. Ham Wernke 1,404 pts. Guard • 6-0 • 170 • Batesville, IN

Ham Wernke was one of the best perimeter shooters in the early days of the FSU program. He averaged in double figures in each of his four seasons and at least 18 points in his last three.

Year	G	FG-FGA	PCT	FT-FTA	PCT	RB-AVG	PTS-AVG
1951-52	5	20-71	.282	17-23	.739	55-11.0	57-11.4
1952-53	22	167-422	.396	134-193	.694	—	468-21.3
1953-54	20	128-354	.362	113-148	.746	—	369-18.5
1954-55	26	190-461	.412	132-169	.781	130-5.0	512-19.7
<b>Totals</b>	<b>73</b>	<b>505-1,308</b>	<b>.385</b>	<b>396-533</b>	<b>.743</b>	—	<b>1,404-19.2</b>



## 14. Reggie Royals 1,402 pts. Forward • 6-10 • 200 • Whiteville, NC

Helping lead the charge for a national title in 1972, Reggie Royals was an exceptional outside shooter for a player of his size. Nicknamed the "Tree" by his teammates, Royals grabbed over 300 rebounds in three consecutive seasons. He is FSU's second leading career rebounder, behind Dave Cowens, with 1,006. Royals took his talents to Philadelphia as one of their 1973 draft selections.

Year	G	FG-FGA	PCT	FT-FTA	PCT	RB-AVG	PTS-AVG
1970-71	26	191-384	.497	89-122	.730	390-15.0	471-18.1
1971-72	32	196-415	.472	109-159	.686	351-11.0	501-15.7
1972-73	26	193-382	.510	44-68	.647	265-10.2	430-16.5
<b>Totals</b>	<b>84</b>	<b>580-1,181</b>	<b>.491</b>	<b>242-349</b>	<b>.693</b>	<b>1,006-12.0</b>	<b>1,402-16.7</b>



## 15. Hugh Durham 1,381 pts. Guard • 5-11 • 160 • Louisville, KY

After leading the Seminoles as a player in the '50s, Hugh Durham returned to lead the Seminoles as their head coach in the '60s and '70s. As a player, Durham ranks third in points scored in a single game (43) and also scored more than 500 points in two seasons. Perhaps most notable was Durham's coaching career at FSU when he led the Seminoles to three NCAA Tournament appearances including a national championship game appearance in 1972. His career winning percentage as the 'Noles' head coach was .708 which still ranks among the best in the nation.

Year	G	FG-FGA	PCT	FT-FTA	PCT	RB-AVG	PTS-AVG
1956-57	26	177-438	.404	155-213	.728	116-4.5	509-19.6
1957-58	24	122-377	.324	124-155	.800	93-3.9	368-13.3
1958-59	23	171-415	.412	162-201	.806	86-3.7	504-21.9
<b>Totals</b>	<b>73</b>	<b>470-1,230</b>	<b>.382</b>	<b>441-569</b>	<b>.775</b>	<b>295-4.0</b>	<b>1,381-18.9</b>



## 16. Chuck Graham 1,337 pts. Guard • 6-3 • 200 • Augusta, GA

With an explosive vertical leap of 41 inches, Chuck Graham was one of the most acrobatic players to ever wear a Seminole uniform. Despite missing a year, due to a knee injury suffered three minutes into his senior season opener, Graham was granted a medical hardship and returned to be a major contributor to the Seminoles' '93-94 campaign.

Year	G	FG-FGA	PCT	FT-FTA	PCT	RB-AVG	PTS-AVG
1989-90	31	126-269	.468	51-69	.739	110-3.5	314-10.1
1990-91	32	131-306	.428	52-73	.712	86-2.7	350-10.9
1991-92	30	143-324	.441	69-85	.812	105-3.5	391-13.0
1992-93	1	0-1	.000	0-0	.000	1-1.0	0-1.0
1993-94	24	103-247	.417	44-58	.759	84-3.5	282-11.8
<b>Totals</b>	<b>118</b>	<b>503-1,147</b>	<b>.439</b>	<b>216-285</b>	<b>.758</b>	<b>386-3.3</b>	<b>1,337-11.3</b>



# 1,000-POINT SCORERS



## 17. David Thompson 1,289 pts.

• Forward • 6-8 • 195 • Boston, MA

After transferring from Lake City Junior College, David Thompson made an immediate impact for the Seminoles, making the All-Tournament team in the IPTAY, Cable Car and Vermont Classics in 1976-77. His trademark fall-away jump shot helped him score 1,289 points in his FSU career. Thompson was drafted by Buffalo in 1978.

Year	G	FG-FGA	PCT	FT-FTA	PCT	RB-AVG	PTS-AVG
1975-76	27	166-356	.466	58-78	.744	203-7.5	390-14.4
1976-77	27	230-495	.464	40-69	.579	205-7.5	500-18.5
1977-78	29	175-362	.483	49-69	.710	211-7.2	399-13.7
<b>Totals</b>	<b>83</b>	<b>571-1,213</b>	<b>.471</b>	<b>147-216</b>	<b>.681</b>	<b>620-7.5</b>	<b>1,289-15.5</b>




## 18. Tharon Mayes 1,260 pts.

• Guard • 6-3 • 175 • New Haven, CT

A defensive terror because of his lightning-quick hands, Tharon Mayes had 132 steals in his career with Florida State. In the 1989-90 season, Mayes averaged 23.3 points, which is the third-best season scoring average in the FSU record book. Mayes is currently playing professional basketball in Europe.

Year	G	FG-FGA	PCT	FT-FTA	PCT	RB-AVG	PTS-AVG
1987-88	30	142-299	.475	66-90	.733	83-2.8	396-13.2
1988-89	23	126-229	.550	29-39	.744	53-2.3	305-13.3
1989-90	24	198-414	.478	105-126	.833	81-3.4	559-23.3
<b>Totals</b>	<b>77</b>	<b>466-942</b>	<b>.495</b>	<b>200-255</b>	<b>.784</b>	<b>217-2.8</b>	<b>1,260-16.4</b>



## 19. Ron King 1,252 pts.

• Forward • 6-4 • 185 • Louisville, KY

Ron King owns FSU's single-game scoring record with a 46-point outing against Georgia Southern in 1971. He was an All-American in 1972 and the NCAA Mideast Regional MVP in leading the Seminoles to the Final Four. He was selected by the Golden State Warriors of the NBA in 1973.

Year	G	FG-FGA	PCT	FT-FTA	PCT	RB-AVG	PTS-AVG
1970-71	26	262-521	.503	65-91	.714	130-5.0	589-22.7
1971-72	32	239-558	.428	95-126	.754	192-6.0	573-17.9
1972-73	6	41-91	.451	8-13	.615	17-3.3	90-16.5
<b>Totals</b>	<b>64</b>	<b>542-1,170</b>	<b>.463</b>	<b>168-230</b>	<b>.730</b>	<b>339-5.3</b>	<b>1,252-19.6</b>




## 20. Ron Hale 1,236 pts.

• Forward • 6-9 • 210 • Largo, FL

Ron Hale, a two-time All-ACC selection, was one of the top scorers in Seminole history during his career. He scored 1,236 career points. Hale's career high of 37 points came against Wake Forest on Jan. 4, 2000. He signed a free-agent contract with the Miami Heat prior to the 2001 season.

Year	G	FG-FGA	PCT	FT-FTA	PCT	RB-AVG	PTS-AVG
1996-97	30	47-110	.427	27-40	.675	69-2.3	130-4.3
1997-98	32	70-147	.476	27-44	.614	127-4.0	187-5.8
1998-99	30	167-351	.476	108-135	.800	168-5.6	481-16.0
1999-00	28	139-348	.399	117-155	.755	134-4.8	438-15.6
<b>Totals</b>	<b>120</b>	<b>423-956</b>	<b>.442</b>	<b>279-374</b>	<b>.746</b>	<b>498-4.2</b>	<b>1,236-10.3</b>

*Aubry Boyd, who played on three NCAA Tournament teams during his Florida State career, is ranked 15th in school history with 93 career 3-point field goals made. He made a single-season, career-high 55 shots from the bonusphere during the 1991 season in leading the Seminoles to the Metro Conference Tournament championship.*




## 21. Sam Cassell 1,211 pts.

• Guard • 6-3 • 195 • Baltimore, MD

Perhaps one of the greatest junior college transfers in Seminole history, Sam Cassell added an offensive and defensive threat to the Seminole arsenal. With a season-record 97 steals in his '92-93 campaign, Cassell also dished out 170 assists that same season along with an average of 18.3 points per game. He thrived on pressure situations and routinely came through in the clutch. Cassell was drafted by the Houston Rockets in the first round of the 1993 NBA Draft. During his first two seasons in the NBA he was an integral part of the Rockets' World Championship teams. He currently plays for the Los Angeles Clippers.

Year	G	FG-FGA	PCT	FT-FTA	PCT	RB-AVG	PTS-AVG
1991-92	31	206-454	.454	100-142	.704	141-4.5	570-18.4
1992-93	35	234-466	.502	123-162	.759	152-4.3	641-18.3
<b>Totals</b>	<b>66</b>	<b>440-920</b>	<b>.478</b>	<b>223-304</b>	<b>.733</b>	<b>293-4.4</b>	<b>1,211-18.3</b>



## 22. Alton Lee Gipson 1,194 pts.

• Center • 6-11 • 230 • Dubach, LA

Widely considered the best junior college center in the country in 1982-83, Alton Lee Gipson was named Metro Conference Newcomer of the Year in 1983-84. He was also named to the Metro Tournament all-tournament team the same year. Gipson ranks eighth in single-season scoring having scored 626 points in his '83-84 season. He also earned All-America honors in 1983-84.

Year	G	FG-FGA	PCT	FT-FTA	PCT	RB-AVG	PTS-AVG
1983-84	31	260-497	.523	106-173	.613	208-6.7	626-20.2
1984-85	30	236-489	.483	96-150	.640	234-7.8	568-18.9
<b>Totals</b>	<b>61</b>	<b>496-986</b>	<b>.503</b>	<b>202-323</b>	<b>.625</b>	<b>442-7.3</b>	<b>1,194-19.6</b>





# 1,000-POINT SCORERS



## 23. Delvon Arrington 1,173 pts.

Guard • 5-11 • 166 • Hillside, NJ

Became the first men's basketball player in ACC history to enter school as a partial qualifier and earn his undergraduate degree in four years to earn his fourth year of eligibility back according to NCAA rules. He earned All-ACC honorable mention honors following his senior season. Is Florida State's all-time leader in assists with 688 and earned the school record assist in the Seminoles' victory over No. 1-ranked and previously undefeated Duke Jan. 6, 2002 in Tallahassee. Ranked first in school history in total assists (688) and assists per game (5.8), ranked second in steals (225) and fourth in steals per game (1.9), seventh in 3-point shots attempted (352) and eighth in 3-point shots made (120), eighth in career games played (118) and 23rd in scoring (1,173 points).

Year	G-GS	FG-A	PCT.	FT-FTA	PCT.	Assists	PTS.-AVG.
1998-99	30-29	87-206	.422	52-74	.703	181	242-8.1
1999-00	29-29	95-258	.368	39-55	.709	182	258-8.9
2000-01	30-30	117-270	.433	77-106	.726	143	344-11.5
2001-02	29-29	114-280	.407	59-80	.738	182	329-11.3
<b>Totals</b>	<b>118-117</b>	<b>413-1,014</b>	<b>.407</b>	<b>227-315</b>	<b>.721</b>	<b>688</b>	<b>1,173-9.9</b>



## 24. Jeff Hogan 1,164 pts.

Guard • 6-0 • 165 • Akron, OH

A brilliant two-sport star for Florida State, Jeff Hogan was a leader on the Seminole basketball and baseball teams from 1966 through 1969. Though Hogan was a gifted basketball player and a prolific scorer, he chose to play professional baseball. He averaged at least 14.0 points per game in all three of his seasons.

Year	G	FG-FGA	PCT	FT-FTA	PCT	RB-AVG	PTS-AVG
1966-67	26	143-292	.490	85-115	.739	81-3.1	372-14.3
1967-68	27	168-348	.483	91-110	.827	60-2.2	427-15.8
1968-69	26	155-335	.463	56-80	.700	55-2.1	366-14.1
<b>Totals</b>	<b>79</b>	<b>466-975</b>	<b>.478</b>	<b>232-305</b>	<b>.761</b>	<b>196-2.5</b>	<b>1,164-14.7</b>



## 25. Tony Dawson 1,161 pts.

Forward • 6-7 • 215 • Kinston, NC

Walking with a limp from a childhood accident that left one leg shorter than the other, Tony Dawson rose above his circumstances to become one of Florida State's highest scorers. He ranks sixth in single-season scoring with a 629-point performance during the 1988-89 season.

Year	G	FG-FGA	PCT	FT-FTA	PCT	RB-AVG	PTS-AVG
1987-88	30	211-393	.539	111-153	.725	228-7.6	536-17.9
1988-89	30	242-459	.528	118-160	.738	206-6.9	629-21.0
<b>Totals</b>	<b>60</b>	<b>453-852</b>	<b>.532</b>	<b>229-313</b>	<b>.732</b>	<b>434-7.2</b>	<b>1,161-19.4</b>



## 26. Gary Schull 1,142 pts.

Forward/Center • 6-6 • 211 • Pompano Beach, FL

From 1963-1966, Gary Schull was the leader of Florida State's basketball Seminoles. The Pompano Beach prep star, short for a college center, made up for lack of size with hustle and aggressiveness. In his career, Schull averaged 15.0 points per game and grabbed more than 10 rebounds a contest. Schull graduated in 1966 and went to Europe to become one of Italy's best-known and most popular pro players.

Year	G	FG-FGA	PCT	FT-FTA	PCT	RB-AVG	PTS-AVG
1963-64	25	128-257	.498	67-96	.698	179-7.2	323-12.9
1964-65	26	120-263	.456	85-128	.664	273-10.5	325-12.5
1965-66	26	160-312	.513	174-248	.702	329-12.7	494-19.0
<b>Totals</b>	<b>76</b>	<b>408-832</b>	<b>.490</b>	<b>326-472</b>	<b>.691</b>	<b>781-10.1</b>	<b>1,142-15.0</b>




## 27. Corey Louis 1,127 pts.

Forward/Center • 6-9 • 235 • Miami, FL

A four-year starter at FSU, Corey Louis finished his career among the Seminoles' all-time leaders in scoring, rebounding and blocked shots. He was Florida State's team MVP as a senior and helped lead FSU back to the NCAA Tournament in 1998.

Year	G	FG-FGA	PCT	FT-FTA	PCT	RB-AVG	PTS-AVG
1994-95	27	120-267	.449	54-76	.711	210-7.8	295-10.9
1995-96	23	84-198	.424	47-75	.627	150-6.5	215-9.3
1996-97	25	109-219	.498	57-88	.648	170-6.8	275-11.0
1997-98	32	134-241	.556	74-132	.561	225-7.0	342-10.7
<b>Totals</b>	<b>107</b>	<b>447-925</b>	<b>.483</b>	<b>232-371</b>	<b>.625</b>	<b>755-7.1</b>	<b>1,127-10.5</b>




## 28. Lawrence McCray 1,111 pts.

Center • 6-11 • 210 • Pensacola, FL

A strong defensive performer, Lawrence McCray was also an effective offensive weapon. Mr. Basketball in the state of Florida in 1970, McCray averaged 13.2 points and nine rebounds per game in his FSU career. Known as "Lurch" by his teammates, McCray was drafted by New Orleans in 1974.

Year	G	FG-FGA	PCT	FT-FTA	PCT	RB-AVG	PTS-AVG
1971-72	32	166-300	.554	52-89	.584	263-8.2	384-12.0
1972-73	26	170-293	.580	41-71	.577	242-9.3	381-14.7
1973-74	26	156-303	.514	34-63	.540	254-9.8	346-13.3
<b>Totals</b>	<b>84</b>	<b>492-896</b>	<b>.549</b>	<b>127-223</b>	<b>.569</b>	<b>759-9.0</b>	<b>1,111-13.2</b>



## 29. Larry Warren 1,108 pts.

Guard • 6-4 • 190 • Lake Worth, FL

Another of FSU's many Florida Mr. Basketball honorees, Larry Warren was also a junior college All-American. Known for his great play in big games, Warren averaged 14.2 points a game in his FSU career. Warren's junior college coach was fellow 1,000-point club member Jim Oler.

Year	G	FG-FGA	PCT	FT-FTA	PCT	RB-AVG	PTS-AVG
1973-74	26	179-395	.453	82-103	.796	161-6.2	440-16.9
1974-75	25	172-363	.474	56-72	.778	139-5.6	400-16.0
1975-76	27	122-311	.392	24-37	.649	102-3.8	268-9.9
<b>Totals</b>	<b>78</b>	<b>473-1,069</b>	<b>.442</b>	<b>162-212</b>	<b>.764</b>	<b>402-5.2</b>	<b>1,108-14.2</b>



## 30. Michael Polite 1,070 pts.

Forward • 6-7 • 215 • Daytona Beach, FL

Michael Polite overcame Guillain-Barré syndrome as a sophomore to have a productive career. He led FSU in rebounding his final two seasons and averaged at least 13 points per game as a junior and senior.

Year	G	FG-FGA	PCT	FT-FTA	PCT	RB-AVG	PTS-AVG
1987-88	30	70-117	.590	50-70	.714	115-3.8	188-6.3
1988-89	6	11-21	.524	6-17	.353	23-3.8	26-2.3
1989-90	31	156-268	.582	117-173	.676	262-8.5	433-14.0
1990-91	32	144-305	.472	124-190	.653	273-8.5	419-13.1
<b>Totals</b>	<b>99</b>	<b>381-711</b>	<b>.535</b>	<b>297-450</b>	<b>.660</b>	<b>673-6.8</b>	<b>1,070-10.8</b>



# 1,000-POINT SCORERS



## 31. Mitchell Wiggins 1,067 pts.

• Guard • 6-4 • 185 • Grifton, NC

An FSU All-American, Mitchell Wiggins was one of the most potent scoring threats to wear the Garnet and Gold. With a career scoring average of 23.2 points per game, he leads all Seminoles in that category. Wiggins was the first FSU player to win the Metro Conference scoring title. He was a first-team All-Metro selection in 1981-82 and led the conference in rebounding from the guard position. Wiggins participated on the U.S. National team at the 1982 World Championships. Drafted by the Indiana Pacers in 1983, Wiggins wound up in Chicago then moved on to Houston and Philadelphia of the NBA.

Year	G	FG-FGA	PCT	FT-FTA	PCT	RB-AVG	PTS-AVG
1981-82	22	223-388	.574	77-102	.754	213-9.7	523-23.8
1982-83	24	216-410	.527	112-147	.762	196-8.2	544-22.7
<b>Totals</b>	<b>46</b>	<b>439-798</b>	<b>.550</b>	<b>189-249</b>	<b>.759</b>	<b>409-8.9</b>	<b>1,067-23.2</b>



## 32. Pee Wee Barber 1,062 pts.

• Guard • 5-11 • 175 • Harrisonburg, VA

A bump and run guard who never slowed down, Pee Wee Barber played big for his size. In 1985-86 he led the Seminoles in scoring (16.8 points per game), assists (5.0 per game) and steals (1.8 per game). He was also named to the Metro Conference All-Tournament team in 1986. Pee Wee, whose given name is Norwood, was drafted by the Portland Trailblazers in 1987.

Year	G	FG-FGA	PCT	FT-FTA	PCT	RB-AVG	PTS-AVG
1985-86	29	204-402	.507	78-102	.765	69-2.5	486-16.8
1986-87	30	191-400	.478	122-152	.803	69-2.3	576-19.2
<b>Totals</b>	<b>59</b>	<b>395-802</b>	<b>.493</b>	<b>200-254</b>	<b>.787</b>	<b>138-2.4</b>	<b>1,062-18.0</b>



## 33. Rodney Dobard 1,058 pts.

• Forward • 6-9 • 210 • Delray Beach, FL

Among the top big men in Florida State basketball history, Rodney Dobard helped lead Florida State to the NCAA Tournament three times including to the Elite Eight in 1993. He ranks third in school history with a career 3-point field goal percentage of .585, tied for fourth in games played with 122 and tied for 16th in rebounds with 641. He holds the single-season school record for blocked shots (111) in 1993 and blocked shots in a career (240).

Year	G	FG-FGA	PCT	FT-FTA	PCT	RB-AVG	PTS-AVG
1989-90	29	38-68	.559	12-23	.522	82-2.8	88-3.0
1990-91	29	110-193	.570	27-50	.540	150-5.2	247-8.5
1991-92	29	138-221	.624	43-72	.597	195-6.7	319-11.0
1992-93	35	170-297	.572	64-98	.653	214-6.1	404-11.5
<b>Totals</b>	<b>122</b>	<b>456-779</b>	<b>.585</b>	<b>146-243</b>	<b>.601</b>	<b>641-5.3</b>	<b>1,058-8.7</b>



## 34. Tim Pickett 1,038 pts.

• Guard • 6-4 • 207 • Daytona Beach, FL

One of only two players in FSU history to earn All-ACC First-Team honors, Pickett led the Seminoles to the second round of the NIT in 2004. He scored 1,038 points in two years and averaged 16.7 points per game during his career. Named to the ACC All-Defensive Team in 2003 and 2004 by a vote of both the coaches and the media, Pickett led the ACC in steals in 2003 and in 3-point field goals made in 2004. He totaled 164 steals in only two years in Division I play and ended his career tied for second in ACC history with an average of 2.64 steals per game.

Year	G	FG-FGA	PCT	FT-FTA	PCT	RB-AVG	PTS-AVG
2002-03	29	167-437	.382	77-89	.865	165-5.7	495-17.1
2003-04	33	185-427	.433	63-83	.759	149-4.5	543-16.5
<b>Totals</b>	<b>62</b>	<b>352-864</b>	<b>.407</b>	<b>140-172</b>	<b>.814</b>	<b>314-5.06</b>	<b>1,038-16.7</b>



## 35. LaMarr Greer 1,022 pts.

• Guard/Forward • 6-5 • 225 • Cape May, NJ

One of the most versatile players in FSU history, LaMarr Greer started his first two seasons at point guard before moving to the wing for his last two years. He ranks among Florida State's all-time top 10 in five categories.

Year	G	FG-FGA	PCT	FT-FTA	PCT	RB-AVG	PTS-AVG
1994-95	26	55-136	.404	12-16	.750	76-2.9	146-5.6
1995-96	27	91-203	.448	53-83	.639	93-3.4	253-9.4
1996-97	32	91-213	.427	49-80	.613	124-3.9	269-8.4
1997-98	32	127-321	.396	57-76	.750	145-4.5	354-11.1
<b>Totals</b>	<b>117</b>	<b>364-873</b>	<b>.417</b>	<b>171-255</b>	<b>.671</b>	<b>438-3.7</b>	<b>1,022-8.7</b>



## 36. Tom McLaughlin 1,019 pts.

• Forward • 6-3 • 150 • Madison, IN

Tom McLaughlin was Florida State's first 1,000-career-point scorer and totaled 1,019 points during his four-year career. A member of Florida State's second team during the 1948-49 season, he played for head coach J.K. "Bud" Kennedy. He averaged in double-figure scoring during three of his four seasons and finished his career with an 11.1 points per game average. He helped lead Florida State to its first national tournament appearance in the NAIB District 25 Tournament in 1951 and 1952.

Year	G	FG-FGA	PCT	FT-FTA	PCT	RB-AVG	PTS-AVG
1948-49	21	89-		37-		-	215-10.3
1949-50	25	138-		52-		-	328-13.1
1950-51	21	64-		51-		-	179-8.5
1951-52	25	118-352	.335	61-106	.575	-	297-11.9
<b>Totals</b>	<b>92</b>	<b>409-</b>	<b>-</b>	<b>201-</b>	<b>-</b>	<b>-</b>	<b>1,019-11.1</b>



## 37. Wayne Smalls 1,016 pts.

• Guard • 6-2 • 225 • Camden, NJ

Best known for his outside shooting ability, Wayne Smalls was one of the most consistent players to come off of the bench for Florida State. As a senior, Smalls hit 84 percent from the free-throw line to rank among the nation's best.

Year	G	FG-FGA	PCT	FT-FTA	PCT	RB-AVG	PTS-AVG
1973-74	26	105-244	.430	23-30	.767	54-2.1	233-9.0
1974-75	26	141-314	.449	33-43	.767	68-2.6	315-12.1
1975-76	25	82-160	.513	20-31	.645	22-0.9	184-7.4
1976-77	27	129-289	.446	26-31	.838	86-3.1	284-10.5
<b>Totals</b>	<b>104</b>	<b>457-1,007</b>	<b>.454</b>	<b>102-135</b>	<b>.756</b>	<b>230-2.2</b>	<b>1,016-9.8</b>



## 38. Ray Swain 1,000 pts.

• Forward • 6-4 • 185 • Jacksonville, FL

A double-figure scorer who averaged 16.9 points per game over the final 47 games and two seasons of his career. He averaged a career 17.4 points as a junior in helping the Seminoles to 14 wins. Florida State won 15 games in 1962 as he averaged 16.3 points per game. Helped the Seminoles defeat Florida his senior season.

Year	G	FG-FGA	PCT	FT-FTA	PCT	RB-AVG	PTS-AVG
1959-60	25	78-206	.379	50-89	.562	175-7.0	206-8.2
1960-61	24	168-313	.537	82-124	.661	188-7.8	418-17.4
1961-62	23	157-274	.573	62-91	.681	171-7.4	376-16.3
<b>Totals</b>	<b>72</b>	<b>403-793</b>	<b>.508</b>	<b>194-304</b>	<b>.638</b>	<b>534-7.4</b>	<b>1,000-13.9</b>



# FIELD GOALS

## FIELD GOALS MADE

Game	Name	Date	FGM
1.	Ron King vs. Georgia Southern	Feb. 11, 1971	21
2.	Ron King at Pan American	Dec. 23, 1970	17
	Ron King vs. Miami	Jan. 8, 1971	17
	David Thompson vs. South Alabama	Jan. 22, 1977	17
	Mitchell Wiggins at San Diego State	Dec. 24, 1982	17
	Al Thornton at Duke	Feb. 4, 2006	17
7.	Dave Fedor vs. Miami	Jan. 16, 1960	16
	Larry Warren vs. Marshall	Dec. 7, 1974	16
	Murray Brown at Auburn	Dec. 4, 1978	16
	Alton Lee Gipson vs. Tampa	Nov. 26, 1984	16
	Al Thornton vs. Miami	March 3, 2006	16
12.	Dave Fedor vs. Rollins	Feb. 11, 1960	15
	Dave Fedor vs. Tampa	Feb. 26, 1962	15
	Ray Swain at Tampa	Feb. 26, 1962	15
	Dave Cowens vs. George Washington	Dec. 12, 1967	15
	Reggie Royals vs. UC-Irvine	Jan. 30, 1971	15
	Mitchell Wiggins vs. Florida	Jan. 11, 1982	15
	Doug Edwards vs. DePaul	Feb. 23, 1992	15
	Bob Sura vs. Lafayette	Jan. 2, 1994	15
	Al Thornton at Boston College	Jan. 14, 2006	15

## Season

Name	Year	FGM	
1.	Ron King	1970-71	262
2.	Alton Lee Gipson	1983-84	260
3.	Al Thornton	2006-07	244
4.	Tony Dawson	1988-89	242
5.	Bob Sura	1992-93	241
6.	Ron King	1971-72	239
	Mickey Dillard	1979-80	239
8.	Murray Brown	1978-79	237
9.	Alton Lee Gipson	1984-85	236
10.	Sam Cassell	1992-93	234
11.	David Thompson	1976-77	230
	Murray Brown	1979-80	230
13.	Doug Edwards	1992-93	224
14.	Mitchell Wiggins	1981-82	223
15.	Harry Davis	1977-78	217

## Career

Name	Years	FGM	
1.	Bob Sura	1991-95	731
2.	James Collins	1993-97	645
3.	Harry Davis	1974-78	640
	Mickey Dillard	1976-81	640
5.	Doug Edwards	1990-93	621
6.	Randy Allen	1984-87	592
7.	Dave Fedor	1959-62	585
8.	Dave Cowens	1967-70	582
9.	Reggie Royals	1970-73	580
10.	David Thompson	1975-78	571
11.	Murray Brown	1976-80	566
12.	Al Thornton	2003-07	546
13.	Ron King	1971-73	542
14.	George McCloud	1985-89	529
15.	Jim Oler	1952-56	528

*Benny Clyde, who helped the Seminoles to an 18-8 record during the 1972-73 season, scored his career high of 35 points against Oklahoma City on Dec. 30, 1972. He averaged 13.0 points per game during his only season as a Seminole and played for two years in the NBA.*

## FIELD GOALS ATTEMPTED


Game	Name	Date	FGA
1.	Ham Wernke vs. Tampa	Feb. 14, 1953	37
2.	Rick Benson vs. Beloit	March 9, 1955	32
	Ron King vs. Georgia Southern	Feb. 11, 1971	32
	Al Thornton at Duke	Feb. 4, 2006	32
5.	Ian Morrison at Tampa	Feb. 27, 1967	31
6.	Burt Deckel at Furman	Dec. 14, 1957	30
	Don Bates at Stetson	Feb. 21, 1959	30
8.	Don Bates at Auburn	Dec. 17, 1958	29
	Ron King vs. Miami	Jan. 8, 1971	29
10.	Rick Benson vs. Georgia Teachers	March 1, 1955	28
	Hugh Durham vs. Auburn	Dec. 29, 1958	28
	David Thompson at Jacksonville	Jan. 26, 1977	28
	David Thompson vs. UNC Charlotte	Jan. 29, 1977	28

## Season

Name	Year	FGA	
1.	Ron King	1971-72	558
2.	Bob Sura	1992-93	533
3.	Ron King	1970-71	521
4.	Alton Lee Gipson	1983-84	497
5.	Don Bates	1958-59	495
	David Thompson	1976-77	495
7.	Alton Lee Gipson	1984-85	489
8.	Rick Benson	1954-55	471
9.	Jim Oler	1955-56	470
10.	Sam Cassell	1992-93	466
11.	George McCloud	1988-89	462
12.	Ham Wernke	1954-55	461
13.	Al Thornton	2006-07	460
14.	Tony Dawson	1988-89	459
15.	Mickey Dillard	1979-80	458

## Career

Name	Years	FGA	
1.	Bob Sura	1991-95	1626
2.	James Collins	1993-97	1433
3.	Ham Wernke	1951-55	1308
4.	Jim Oler	1952-56	1303
5.	Mickey Dillard	1976-81	1248
6.	Hugh Durham	1956-59	1230
7.	David Thompson	1975-78	1213
8.	Randy Allen	1984-87	1205
9.	Doug Edwards	1990-93	1194
10.	Reggie Royals	1970-73	1181
11.	Dave Fedor	1959-62	1174





# FIELD GOALS

## FIELD GOAL PERCENTAGE

### Game (Minimum 10 Attempts)


	Name	Date	Pct.
1.	Greg Grady vs. Illinois State	Feb. 12, 1976	1.000 (11-11)
	Tat Hunter at Tampa	Nov. 23, 1985	1.000 (10-10)
4.	Doug Edwards vs. UNC-Asheville	Jan. 2, 1992	1.000 (10-10)
	Murray Brown at Auburn	Dec. 4, 1978	.941 (16-17)
5.	Tharon Mayes vs. Southern Miss.	Jan. 7, 1989	.929 (13-14)
	Murray Brown vs. Baptist College	Feb. 5, 1977	.917 (11-12)
7.	Doug Edwards vs. NC State	March 13, 1992	.909 (10-11)
8.	Charlie Long vs. Auburn	Dec. 21, 1962	.900 (9-10)
	Dick Danford vs. The Citadel	Jan. 2, 1968	.900 (9-10)
	Otis Johnson vs. Mercer	March 3, 1973	.900 (9-10)
	Harry Davis vs. Oregon State	Dec. 29, 1975	.900 (9-10)
	Murray Brown vs. Western Kentucky	Nov. 30, 1978	.900 (9-10)
	Tony Dawson vs. Florida International	Dec. 2, 1987	.900 (9-10)
	Michael Polite vs. Southern Miss.	Jan. 6, 1990	.900 (9-10)
15.	Irv Thomas vs. Southern Miss.	Jan. 6, 1990	.875 (14-16)
16.	Vernell Ellzy vs. Biscayne College	Dec. 3, 1970	.857 (12-14)
	Greg Grady vs. Biscayne	Jan. 20, 1975	.857 (12-14)
	Murray Brown vs. Alabama Birmingham	Feb. 20, 1980	.857 (12-14)
	Raleigh Choice vs. Southern Miss.	Jan. 18, 1986	.857 (12-14)
	Tony Dawson vs. Central Florida	Nov. 25, 1988	.857 (12-14)
	Sam Cassell at Clemson	Jan. 20, 1993	.857 (12-14)

### Season

	Name	Year	FGM-FGA	Pct.
1.	Murray Brown	1978-79	237-343	.691
2.	Murray Brown	1979-80	230-356	.646
3.	Harry Davis	1975-76	143-224	.638
4.	William Williams	1969-70	185-291	.636
5.	Kirk Luchman	1995-96	97-155	.626
6.	Rodney Dobard	1991-92	138-221	.624
7.	Murray Brown	1977-78	61-98	.622
8.	Jan Gies	1968-69	80-129	.620
9.	Kris Anderson	1976-77	65-105	.619
10.	Jerome Fitchett	1985-86	126-205	.615
11.	Elvis Rolle	1979-80	197-322	.612
	Jerome Fitchett	1984-85	74-121	.612
13.	Damous Anderson	1998-99	115-190	.605

### Career

	Name	Years	FGM-FGA	Pct.
1.	Murray Brown	1976-80	566-847	.668
2.	Elvis Rolle	1979-81	365-619	.590
3.	Kris Anderson	1976-81	371-633	.586
4.	Rodney Dobard	1989-93	456-779	.585
5.	Harry Davis	1974-78	640-1095	.584
6.	Trevor Harvey	2001-03	141-245	.576
7.	Jerome Fitchett	1984-88	388-677	.573
8.	Jan Gies	1967-70	245-428	.572
9.	Greg Grady	1973-76	401-708	.566
10.	Tat Hunter	1986-89	395-707	.559
11.	Willie Williams	1968-70	268-482	.556



*Charlie Ward, who led Florida State to the 1991 Metro Conference Tournament championship, is the Seminoles' all-time leader with 238 career steals. He recorded a single-game, school-record nine steals against South Carolina on March 2, 1991.*

## 3-POINT FIELD GOALS MADE

### Game

	Name	Date	3FGM
1.	George McCloud at La Salle	Feb. 23, 1989	10
2.	Isaiah Swann at Mississippi State	March 20, 2007	9
3.	James Collins vs. Connecticut	March 25, 1997	8
4.	Sam Cassell vs. South Florida	Dec. 30, 1992	7
	James Collins vs. Tulane	Dec. 10, 1994	7
	Adrian Crawford at Temple	Dec. 14, 1998	7
	Adrian Crawford at Vanderbilt	Dec. 9, 2000	7
	Andrew Wilson at North Carolina	Feb. 21, 2004	7
	Von Wafer vs. Wake Forest	Jan. 18, 2005	7
	Andrew Wilson vs. Virginia	Feb. 18, 2006	7
11.	LaRae Davis vs. Southern Miss.	Feb. 28, 1987	6
	LaRae Davis at South Carolina	March 6, 1987	6
	George McCloud vs. Alabama State	Feb. 24, 1988	6
	George McCloud vs. Florida	Dec. 3, 1988	6
	George McCloud vs. Jacksonville	Jan. 11, 1989	6
	George McCloud vs. Arkansas	Jan. 18, 1989	6
	George McCloud vs. Virginia Tech	March 1, 1989	6
	Tharon Mayes vs. Stetson	Dec. 22, 1989	6
	Aubry Boyd at Jacksonville	Feb. 16, 1991	6
	Sam Cassell at Wake Forest	Jan. 11, 1992	6
	Sam Cassell vs. Georgia Tech	Feb. 15, 1992	6
	Bob Sura vs. UCLA	Nov. 27, 1992	6
	Sam Cassell at Clemson	Jan. 20, 1993	6
	Terrell Baker vs. Auburn	Dec. 6, 1998	6
	Tim Pickett at Virginia	Jan. 29, 2003	6
	Tim Pickett vs. Virginia	March 1, 2003	6
	Nate Johnson at Stetson	Dec. 30, 2004	6
	Tim Pickett at Florida	Jan. 3, 2004	6
	Tim Pickett vs. Savannah State	Feb. 1, 2004	6
	Tim Pickett vs. Georgia Tech	Feb. 3, 2004	6
	Tim Pickett vs. Duke	Feb. 29, 2004	6
	Tim Pickett vs. NC State	March 12, 2004	6
	Von Wafer vs. Stetson	Dec. 23, 2004	6
	Von Wafer vs. Florida	Jan. 2, 2005	6

### Season

	Name	Year	3FGM
1.	George McCloud	1988-89	115
2.	Tim Pickett	2003-04	110
3.	Tim Pickett	2002-03	84
4.	LaRae Davis	1986-87	80
5.	James Collins	1996-97	75
6.	Bob Sura	1992-93	73
7.	Pee Wee Barber	1986-87	72
	George McCloud	1987-88	72
	James Collins	1994-95	72
10.	James Collins	1995-96	69
11.	Isaiah Swann	2006-07	68
12.	Von Wafer	2004-05	65
13.	Adrian Crawford	1998-99	64
14.	Tharon Mayes	1989-90	58
	Sam Cassell	1991-92	58
	Adrian Crawford	2000-01	58

### Career

	Name	Years	3FGM
1.	James Collins	1993-97	255
2.	Bob Sura	1991-95	214
3.	George McCloud	1986-89	201
4.	Tim Pickett	2002-04	194
5.	Adrian Crawford	1999-01	135
6.	Tharon Mayes	1987-90	128
7.	LaMarr Greer	1994-98	123
8.	Delvon Arrington	1999-02	120
9.	Isaiah Swann	2004-Pr.	118
10.	Chuck Graham	1985-89	115
11.	Ron Hale	1996-00	111
12.	Andrew Wilson	2001-06	110
13.	Sam Cassell	1991-93	108
	Von Wafer	2003-05	108
15.	Aubry Boyd	1987-91	93
16.	Michael Joiner	2001-04	92
	Todd Galloway	2003-06	92
18.	Antwuan Dixon	1999-00	83
19.	LaRae Davis	1985-87	80
20.	Derrick Carroll	1992-95	77
21.	Terrell Baker	1997-99	76

# FIELD GOALS

## 3-POINT SHOTS ATTEMPTED

Game	Name	Date	3FGA
1.	George McCloud at La Salle	Feb. 23, 1989	17
2.	Tim Pickett vs. Texas A&M Corpus Christi	Jan. 6, 2003	16
3.	Tim Pickett vs. Florida	Dec. 6, 2002	15
4.	George McCloud vs. Louisville	Feb. 16, 1989	14
	Tim Pickett vs. Wichita State	March 17, 2004	14
6.	George McCloud vs. Iowa	March 18, 1988	13
	George McCloud vs. Memphis State	Feb. 1, 1989	13
	Bob Sura vs. Temple	Dec. 20, 1992	13
	Derrick Carroll at South Florida	Dec. 11, 1993	13
	James Collins at Clemson	Feb. 17, 1996	13
	Adrian Crawford at Vanderbilt	Dec. 9, 2000	13
	Tim Pickett at Virginia	Jan. 29, 2003	13
	Tim Pickett at North Carolina	Feb. 21, 2004	13
	Tim Pickett vs. Iowa State	March 23, 2004	13
	Isaiah Swann at Mississippi State	March 20, 2007	13
16.	George McCloud vs. Louisville	March 12, 1989	12
	Aubry Boyd vs. La Salle	Dec. 9, 1990	12
	Derrick Carroll vs. Temple	Dec. 20, 1992	12
	Sam Cassell at North Carolina	Jan. 27, 1993	12
	Bob Sura vs. North Carolina	Feb. 27, 1993	12
	James Collins vs. Florida	Feb. 20, 1995	12
	James Collins vs. Wake Forest	Jan. 6, 1996	12
	James Collins vs. Clemson	Jan. 11, 1997	12
	James Collins at NC State	Feb. 26, 1997	12
	James Collins vs. Connecticut	March 25, 1997	12
	Tim Pickett at Virginia Tech	Jan. 4, 2002	12
	Tim Pickett vs. Savannah State	Nov. 24, 2002	12
	Tim Pickett vs. NC State	Jan. 18, 2003	12
	Tim Pickett vs. Duke	Feb. 29, 2004	12
	Von Wafer vs. Stetson	Dec. 23, 2004	12
	Von Wafer vs. Wake Forest	Jan. 18, 2005	12

## Season

Name	Year	3FGA	
1.	Tim Pickett	2003-04	270
2.	George McCloud	1988-89	262
3.	Tim Pickett	2002-03	259
4.	Bob Sura	1992-93	220
5.	James Collins	1996-97	203
6.	James Collins	1995-96	199
7.	Aubry Boyd	1990-91	178
8.	LaRae Davis	1986-87	175
9.	Adrian Crawford	2000-01	166
	Isaiah Swann	2006-07	166
11.	Sam Cassell	1991-92	164
	Bob Sura	1993-94	164
	James Collins	1994-95	164
	Von Wafer	2004-05	164
15.	Pee Wee Barber	1986-87	161
	Tharon Mayes	1989-90	161
	Adrian Crawford	1998-99	161
18.	George McCloud	1987-88	159

## Career

Name	Years	3FGA	
1.	James Collins	1993-97	686
2.	Bob Sura	1991-95	640
3.	Tim Pickett	2002-04	529
4.	George McCloud	1985-89	468
5.	LaMarr Greer	1994-98	380
6.	Adrian Crawford	1999-01	375
7.	Delvon Arrington	1999-00	353
8.	Ron Hale	1996-00	339
9.	Tharon Mayes	1987-90	337
10.	Chuck Graham	1989-94	333
11.	Isaiah Swann	2004-Pr.	317
12.	Andrew Wilson	2001-06	300
13.	Von Wafer	2004-05	296
14.	Sam Cassell	1991-93	295
15.	Aubry Boyd	1987-91	292
16.	Todd Galloway	2003-06	256
17.	Michael Joiner	2001-04	255
18.	Antwuan Dixon	1999-00	243
19.	Terrell Baker	1997-99	237
20.	Charlie Ward	1990-94	229
21.	Derrick Carroll	1992-95	191

## 3-POINT PERCENTAGE

### Game (Minimum 3 Attempts)

Game	Name	Date	Pct.
1.	George McCloud at South Carolina	Feb. 14, 1987	1.000 (4-4)
	Jerome Fitchett vs. Pittsburgh	Dec. 28, 1987	1.000 (3-3)
	Brad Johnson vs. Iowa	March 18, 1988	1.000 (3-3)
	George McCloud vs. South Florida	Dec. 20, 1988	1.000 (3-3)
	Chad Copeland vs. Samford	Dec. 19, 1989	1.000 (3-3)
	Michael Polite vs. Rhode Island	Dec. 29, 1989	1.000 (3-3)
	Chuck Graham at Miami	Jan. 18, 1990	1.000 (3-3)
	Chad Copeland vs. Miami	Feb. 17, 1990	1.000 (3-3)
	Bob Sura vs. UNC Asheville	Jan. 2, 1992	1.000 (3-3)
	Sam Cassell at Clemson	Jan. 20, 1993	1.000 (6-6)
	Sam Cassell vs. Tulane	March 20, 1993	1.000 (7-7)
	James Collins vs. South Florida	Nov. 29, 1994	1.000 (7-7)
	Scott Shepherd at Maryland	Feb. 11, 1995	1.000 (3-3)
	LaMarr Greer at Virginia	Jan. 3, 1996	1.000 (3-3)
	Avery Curry vs. Wake Forest	Jan. 6, 1996	1.000 (3-3)
	Geoff Brower at North Carolina	Feb. 24, 1996	1.000 (5-5)
	LaMarr Greer vs. Southwestern Louisiana	Nov. 22, 1996	1.000 (3-3)
	LaMarr Greer vs. Arizona	Dec. 23, 1997	1.000 (3-3)
	Tharon Mayes vs. Monmouth	Feb. 2, 1998	1.000 (5-5)
	Adrian Crawford vs. Wake Forest	Jan. 20, 1999	1.000 (4-4)
	Antwuan Dixon vs. Binghamton	Dec. 21, 2000	1.000 (4-4)
	Adrian Crawford vs. Duke	Jan. 4, 2001	1.000 (3-3)
	Delvon Arrington vs. Virginia	Feb. 17, 2001	1.000 (3-3)
	Adrian Crawford at North Carolina	Feb. 22, 2001	1.000 (4-4)
	Nate Johnson at Stetson	Dec. 28, 2003	1.000 (6-6)

## Season

Name	Year	Pct.	
1.	Andrew Wilson	2005-06	.500 (41-82)
2.	Tharon Mayes	1987-88	.460 (46-100)
3.	Charlie Ward	1991-92	.458 (22-48)
4.	LaRae Davis	1986-87	.457 (80-175)
5.	George McCloud	1987-88	.453 (72-159)
6.	Al Thornton	2006-07	.444 (36-81)
7.	Pee Wee Barber	1986-87	.447 (72-161)
8.	George McCloud	1988-89	.439 (115-262)
	James Collins	1994-95	.439 (72-164)
10.	Damous Anderson	1999-00	.430 (52-121)
11.	Nate Johnson	2003-04	.420 (42-100)
	Adam Waleskowski	2004-05	.420 (21-50)
13.	Isaiah Swann	2006-07	.410 (68-166)
14.	Tim Pickett	2003-04	.407 (110-270)
15.	Adam Waleskowski	2003-04	.404 (21-52)
16.	Michael Joiner	2001-02	.403 (31-77)
17.	Adrian Crawford	1998-99	.398 (64-161)
18.	Todd Galloway	2002-03	.397 (23-58)
	Toney Douglas	2006-07	.397 (31-78)
20.	Von Wafer	2004-05	.396 (65-164)
21.	Andrew Wilson	2003-04	.394 (28-71)
22.	Bob Sura	1991-92	.388 (38-98)

## Career

Name	Years	Pct.	
1.	LaRae Davis	1986-87	.457 (80-175)
2.	Jerome Fitchett	1985-88	.448 (26-58)
3.	Pee Wee Barber	1986-87	.447 (72-161)
4.	Al Thornton	2003-07	.438 (63-144)
5.	George McCloud	1986-89	.429 (201-468)
6.	Damous Anderson	1999-00	.412 (54-131)
7.	Nate Johnson	2002-04	.391 (72-184)
8.	Tharon Mayes	1988-90	.380 (128-337)
9.	Andrew Wilson	2001-06	.367 (110-300)
10.	James Collins	1994-97	.372 (255-686)
	Isaiah Swann	2005-Pr.	.372 (118-317)
12.	Tim Pickett	2002-04	.367 (194-529)
13.	Sam Cassell	1992-93	.366 (108-295)
14.	Von Wafer	2003-05	.365 (108-296)
15.	Derrick Carroll	1993-95	.362 (77-213)
16.	Michael Joiner	2001-04	.361 (92-255)
17.	Adrian Crawford	1999-01	.360 (135-375)
18.	Todd Galloway	2003-06	.359 (92-256)
19.	Chuck Graham	1990-92, 94	.345 (115-333)
	Geoff Brower	1995-98	.345 (58-168)
21.	Antwuan Dixon	1999-02	.342 (83-243)



# FREE THROWS

## FREE THROWS MADE

Game	Name	Date	FTM
1.	Jim Oler at Rollins	Jan. 31, 1955	22
	Jim Oler vs. Morningside	Dec. 16, 1955	22
3.	Jim Oler at Rollins	Feb. 13, 1956	20
4.	Jim Oler vs. Boston University	Dec. 20, 1955	17
	Jim Oler vs. Miami	Jan. 7, 1956	17
	Jim Oler at Georgia Teachers College	Jan. 14, 1956	17
	Jim Oler vs. Tampa	Feb. 7, 1956	17
8.	Ham Wernke at Mississippi State	Dec. 4, 1953	16
	Jim Oler vs. Montana State	March 7, 1955	16
	Hugh Durham vs. Loyola of New Orleans	Feb. 20, 1957	16
	Bob Sura vs. South Florida	Nov. 29, 1994	16
12.	Jim Oler at Florida Southern	Feb. 18, 1956	15
	Jim Oler at Miami	Feb. 25, 1956	15
	Hugh Durham vs. Stetson	Jan. 19, 1957	15
	Hugh Durham at Georgia	Jan. 21, 1957	15
	Hugh Durham vs. Georgia	Jan. 2, 1958	15
	Al Thornton vs. Duke	March 1, 2006	15

## Season

Name	Year	FTM	
1.	Jim Oler	1955-56	310
2.	Jim Oler	1954-55	221
3.	Gary Schull	1965-66	174
4.	Al Thornton	2006-07	166
5.	Hugh Durham	1958-59	162
6.	Hugh Durham	1956-57	155
	Murray Brown	1978-79	155
8.	George McCloud	1988-89	154
9.	Mickey Dillard	1979-80	151
	Mickey Dillard	1980-81	151
11.	Jim Oler	1953-54	140

## Career

Name	Years	FTM	
1.	Jim Oler	1952-56	761
2.	Bob Sura	1991-95	454
3.	Mickey Dillard	1976-81	448
4.	Hugh Durham	1956-59	441
5.	Ham Wernke	1951-55	396
6.	Al Thornton	2003-07	366
7.	Murray Brown	1976-80	338
8.	Doug Edwards	1990-93	332
9.	Gary Schull	1963-66	326
10.	Dave Cowens	1967-70	315
	George McCloud	1985-89	315

## FREE THROWS ATTEMPTED

Game	Name	Date	FTA
1.	Jim Oler vs. Morningside	Dec. 16, 1955	30
2.	Jim Oler vs. Rollins	Jan. 31, 1955	29
3.	Jim Oler at Georgia Teachers College	Jan. 14, 1956	23
	Jim Oler vs. Florida Southern	Feb. 13, 1956	23
5.	Jim Oler vs. Miami	Jan. 7, 1956	22
	Hugh Durham vs. Stetson	Jan. 7, 1956	22
7.	Jim Oler vs. Tampa	Feb. 7, 1956	21
	Hugh Durham vs. Loyola of New Orleans	Feb. 20, 1957	21
9.	Ham Wernke at Mississippi State	Dec. 4, 1953	20
	Hugh Durham vs. Georgia	Jan. 2, 1958	20
11.	Jim Oler at Stetson	Jan. 29, 1955	19
	Jim Oler vs. Boston University	Dec. 20, 1955	19
	Jim Oler at Florida Southern	Feb. 18, 1956	19
	Gary Schull vs. Memphis	Jan. 15, 1966	19
	Harry Davis vs. Memphis State	Jan. 15, 1978	19
	Murray Brown at Tulane	Jan. 10, 1979	19

## Season

Name	Year	FTA	
1.	Jim Oler	1955-56	380
2.	Jim Oler	1954-55	289
3.	Gary Schull	1965-66	248
4.	Murray Brown	1978-79	218
5.	Hugh Durham	1956-57	213
6.	Al Thornton	2006-07	210
7.	Hugh Durham	1958-59	201
8.	Mickey Dillard	1979-80	197
9.	Elvis Rolle	1980-81	195
10.	Ham Wernke	1952-53	193
11.	Mickey Dillard	1980-81	190
	Michael Polite	1990-91	190

## Career

Name	Years	FTA	
1.	Jim Oler	1952-56	975
2.	Bob Sura	1991-95	696
3.	Mickey Dillard	1976-81	583
4.	Hugh Durham	1956-59	568
5.	Ham Wernke	1951-55	533
6.	Al Thornton	2003-07	522
7.	Murray Brown	1976-80	483
8.	Gary Schull	1963-66	472
9.	Dave Cowens	1967-70	464
10.	Doug Edwards	1990-93	458
11.	Michael Polite	1988-91	450

## FREE THROW PERCENTAGE

### Game (Minimum 9 Attempts)

Name	Date	Pct.	
1.	Jim Oler vs. Tampa	Jan. 6, 1954	1.000 (9-9)
	Gary Wold vs. Miami	Dec. 27, 1954	1.000 (10-10)
	Bob Ward vs. New York University	Dec. 30, 1955	1.000 (10-10)
	Hugh Durham at Rollins	Feb. 4, 1957	1.000 (12-12)
	Hugh Durham vs. Murray State	Dec. 7, 1957	1.000 (14-14)
	Hugh Durham vs. Furman	Feb. 6, 1958	1.000 (11-11)
	Hugh Durham at Oklahoma City	Jan. 31, 1959	1.000 (10-10)
	Hugh Durham at Stetson	Feb. 21, 1959	1.000 (10-10)
	Hugh Durham at Miami	Feb. 28, 1959	1.000 (9-9)
	Dave Fedor at Miami	Feb. 27, 1960	1.000 (11-11)
	Ron Melman vs. Georgia Tech	Jan. 20, 1965	1.000 (9-9)
	Darrel Stewart at Florida	Dec. 8, 1965	1.000 (9-9)
	Gary Schull vs. Auburn	Dec. 21, 1965	1.000 (10-10)
	Ron King vs. North Carolina	March 23, 1972	1.000 (10-10)
	Granville Arnold at Virginia Tech	March 3, 1984	1.000 (10-10)
	Tony Dawson vs. Florida International	Dec. 2, 1987	1.000 (10-10)
	George McCloud at Jacksonville	Jan. 11, 1989	1.000 (9-9)
	Doug Edwards vs. Clemson	Feb. 8, 1992	1.000 (14-14)
	Nick Bryant at Florida Atlantic	Dec. 1, 1993	1.000 (11-11)
	Bob Sura vs. South Florida	Nov. 29, 1994	1.000 (16-16)
	Ron Hale vs. Georgia Tech	Feb. 11, 1999	1.000 (9-9)
	Anthony Richardson at Georgia Tech	Jan. 14, 2003	1.000 (10-10)
	Al Thornton at Miami	March 3, 2007	1.000 (11-11)

## Season

Name	Year	FTM-FTA	Pct.	
1.	Ken Macklin	1969-70	51-57	.895
2.	Brad Johnson	1987-88	41-46	.891
3.	George McCloud	1988-89	154-176	.875
4.	Jerry Shirley	1963-64	59-68	.868
5.	Tim Pickett	2002-03	77-89	.865
6.	Ron Harris	1969-70	46-54	.852
7.	Granville Arnold	1983-84	85-101	.842
8.	Ron Malmen	1964-65	58-69	.841
9.	Randy Cable	1967-68	42-50	.840
10.	Wayne Smalls	1976-77	26-31	.839
11.	Tharon Mayes	1989-90	105-126	.833

## Career (Minimum 100 Made)

Name	Years	FTM-FTA	Pct.	
1.	Granville Arnold	1983-85	161-197	.817
2.	Tim Pickett	2002-04	140-172	.814
3.	Jerry Shirley	1963-65	161-198	.813
4.	Dave Fedor	1960-62	286-363	.788
5.	Pee Wee Barber	1986-87	200-254	.787
6.	Tharon Mayes	1988-90	200-255	.784
7.	Jim Oler	1953-56	761-975	.781
8.	George McCloud	1986-89	315-405	.778
9.	Hugh Durham	1957-59	441-568	.776
10.	Vince Martello	1983-84	130-168	.774
11.	Anthony Richardson	2002-05	223-289	.772
12.	Mickey Dillard	1977-78, 80-81	448-583	.768
	Terrell Baker	1998-99	189-246	.768

# REBOUNDS

## MOST REBOUNDS – GAME

	Name	Date	Rebounds
1.	Rick Benson vs. Florida Southern	Jan. 7, 1955	32
2.	Dave Cowens vs. LSU	Dec. 16, 1967	31
3.	Dave Cowens at The Citadel	Feb. 7, 1968	30
4.	Dave Cowens vs. Florida Southern	Feb. 27, 1969	29
5.	Dave Fedor at Jacksonville	Dec. 29, 1959	28
	Dave Fedor vs. Rollins	Feb. 11, 1960	28
7.	Gary Schull vs. Jacksonville	Feb. 10, 1966	27
	Dave Cowens vs. Stetson	Feb. 10, 1969	27
9.	Don Boltz vs. Stetson	Feb. 21, 1959	26
	Dave Cowens vs. Hawaii	Jan. 23, 1969	26
11.	Rick Benson vs. Miami	Dec. 20, 1954	25
	Dave Cowens vs. Clemson	Jan. 22, 1970	25
13.	Rick Benson vs. Montana State	March 7, 1955	24
	Rick Benson at Florida Southern	Dec. 7, 1955	24
	Dave Cowens vs. George Washington	Dec. 29, 1967	24
16.	Don Boltz vs. Miami	Jan. 17, 1959	23
	Dave Cowens vs. Florida Southern	Feb. 10, 1968	23
	Lawrence McCray vs. Connecticut	Jan. 6, 1973	23

## MOST REBOUNDS – SEASON

	Name	Year	Rebounds	Avg.
1.	Dave Cowens	1967-68	456	16.9
2.	Rick Benson	1954-55	451	17.3
3.	Dave Cowens	1969-70	447	17.2
4.	Dave Cowens	1968-69	437	17.5
5.	Dave Fedor	1959-60	400	16.0
6.	Reggie Royals	1970-71	390	15.0
7.	Reggie Royals	1971-72	351	11.0
8.	Dave Fedor	1960-61	336	14.0
9.	Gary Schull	1965-66	329	12.7
10.	Don Boltz	1957-58	303	12.1

## 500-REBOUND CLUB

	Name	Years	Games	Avg.	Rebounds
1.	Dave Cowens	1967-70	78	17.2	1340
2.	Reggie Royals	1970-73	84	11.9	1006
3.	Dave Fedor	1959-62	72	13.5	969
4.	Greg Grady	1972-76	100	7.9	793
5.	Tat Hunter	1985-89	117	6.8	790
6.	Doug Edwards	1990-93	93	8.5	788
7.	Gary Schull	1963-66	76	10.1	781
8.	Lawrence McCray	1971-74	84	9.0	759
9.	Corey Louis	1994-98	107	7.1	755
10.	Randy Allen	1984-87	115	6.4	736
11.	Harry Davis	1974-78	108	6.8	734
12.	Kris Anderson	1976-81	107	6.7	715
13.	Bob Sura	1991-95	119	6.0	714
14.	Michael Polite	1987-91	99	6.8	673
15.	Rodney Dobard	1989-93	122	5.2	641
	Al Thornton	2003-07	124	5.2	641
17.	Murray Brown	1976-80	106	6.1	640
18.	David Thompson	1975-78	83	7.5	619
19.	Bob Williams	1955-57	72	8.4	604
20.	Don Boltz	1957-59	48	11.8	567
21.	Kirk Luchman	1993-97	111	5.0	552
22.	Michael Joiner	2001-04	120	4.6	550
23.	Ray Swain	1959-60	72	11.6	534
	Willie Williams	1968-70	52	10.3	534
25.	Rowland Garrett	1969-72	76	6.9	525
	Zach Perkins	1973-76	82	6.4	525
27.	Jerry Shirley	1963-65	73	7.2	522
28.	Andre Reid	1990-95	121	4.2	507
29.	Elvis Rolle	1980-81	59	8.5	502

# ASSISTS

## Game


	Name	Date	Assists
1.	Otto Petty vs. South Alabama	Jan. 19, 1972	16
	Tony William vs. Jacksonville	Feb. 12, 1983	16
3.	Otto Petty at Pan American	Dec. 23, 1970	15
	Otto Petty vs. Samford	Jan. 16, 1971	15
	Carlton Byrd vs. Stetson	Feb. 12, 1977	15
	Tony Jackson vs. Ala.-Birmingham	Feb. 20, 1980	15
7.	Otto Petty vs. Biscayne	Dec. 3, 1970	14
	Otto Petty vs. Northwestern	Dec. 23, 1972	14
	Wayne Smalls vs. Cal. State-Bakersfield	Dec. 18, 1974	14
10.	Otto Petty at Pan American	Dec. 23, 1970	13
	Otto Petty vs. Stetson	Jan. 17, 1973	13
	Otto Petty vs. Seton Hall	Feb. 3, 1973	13
	Carlton Byrd vs. South Florida	Feb. 9, 1974	13
	Tony William vs. Monmouth College	March 5, 1984	13
	Delvon Arrington at Georgia Tech	Jan. 9, 1999	13

## Season

	Name	Year	Assists
1.	Otto Petty	1970-71	227
2.	Tony William	1983-84	215
3.	Tony Jackson	1979-80	213
4.	Otto Petty	1972-73	202
5.	Kerry Thompson	1996-97	184
6.	Delvon Arrington	1999-00	182
	Delvon Arrington	2001-02	182
8.	Delvon Arrington	1998-99	181
9.	Otto Petty	1971-72	173
10.	Kerry Thompson	1997-98	172
11.	Dean Shaffer	1984-85	171
12.	Sam Cassell	1992-93	170
13.	Tony Jackson	1977-78	166
14.	Carlton Byrd	1976-77	159

## Career

	Name	Years	Assists
1.	Delvon Arrington	1999-02	688
2.	Otto Petty	1970-73	602
3.	Tony Jackson	1976-80	558
4.	Tony William	1981-84	482
5.	Bob Sura	1991-95	435
6.	Carlton Byrd	1973-77	401
7.	Charlie Ward	1990-94	396
8.	LaMarr Greer	1994-98	361
9.	Kerry Thompson	1996-98	356
	Todd Galloway	2003-06	356
11.	Skip Young	1968-71	320
12.	Dean Shaffer	1983-85	317
13.	George McCloud	1985-89	299



*Corey Louis, who led the Seminoles to the 1998 NCAA Tournament, scored 1,127 career points and pulled down 755 career rebounds. He is one of only 15 players in school history to score at least 1,000 points and pull down 500 rebounds in his career.*



# STEALS

Game				Name			
	Name	Date	Steals		Year	Steals	
1.	Tony William vs. Memphis State	Feb. 26, 1983	9	Tim Pickett at Georgia Tech	March 6, 2004	6	
	Charlie Ward vs. South Carolina	March 2, 1991	9	Ralph Mims vs. Jacksonville	Dec. 21, 2004	6	
4.	Bob Sura at Georgia Tech	March 2, 1995	9	Todd Galloway vs. Stetson	Dec. 20, 2005	6	
	Charlie Ward at Wake Forest	Jan. 11, 1992	8	<b>Season</b>			
7.	Sam Cassell at Jacksonville	Feb. 2, 1993	8	<b>Name</b>	<b>Year</b>	<b>Steals</b>	
	Sam Cassell at Connecticut	Feb. 6, 1993	8	1.	Sam Cassell	1992-93	97
20.	Carlton Byrd vs. Troy State	Jan. 8, 1977	7	2.	Tim Pickett	2002-03	82
	Tony Jackson at Tulane	Jan. 7, 1978	7		Tim Pickett	2003-04	82
	Mickey Dillard vs. Florida	Dec. 8, 1979	7	4.	Dean Shaffer	1984-85	81
	Tony William vs. South Florida	Dec. 10, 1982	7	5.	Terrell Baker	1998-99	80
	Tony William vs. New Mexico	Feb. 22, 1983	7	6.	Tony William	1982-83	75
	Dean Shaffer at Louisville	Jan. 25, 1984	7		Charlie Ward	1991-92	75
	Charlie Ward vs. Arkansas	Jan. 21, 1991	7	8.	Tony Jackson	1977-78	73
	Charlie Ward vs. Mercer	Jan. 20, 1992	7	9.	Charlie Ward	1990-91	71
	Sam Cassell vs. Maryland Baltimore County	Dec. 28, 1992	7		Kerry Thompson	1996-97	71
	Bob Sura vs. UNC Greensboro	Dec. 30, 1993	7	11.	Dean Shaffer	1983-84	70
	Kerry Thompson vs. Butler	Dec. 30, 1996	7	12.	Tony William	1981-82	66
	Delvon Arrington at Clemson	Feb. 23, 2002	7	13.	Tony Jackson	1979-80	65
	Tim Pickett vs. Davidson	Dec. 30, 2002	7		Bob Sura	1993-94	65
	Jeff Hogan vs. George Washington	Dec. 29, 1967	6	15.	Delvon Arrington	1998-99	64
	David Thompson at Vermont	Dec. 30, 1976	6	16.	Tony Williams	1983-84	62
	David Thompson at Louisville	Jan. 22, 1978	6		James Collins	1995-96	62
	Ed Chatman at George Washington	Jan. 25, 1979	6	18.	Delvon Arrington	2001-02	61
	Tony Jackson at Tulane	Jan. 12, 1980	6	19.	Kerry Thompson	1997-98	60
	Tony William vs. Jacksonville	Dec. 4, 1981	6	20.	Terrell Baker	1997-98	59
	Tony William vs. Florida	Jan. 11, 1982	6	<b>Career</b>			
	Tony William vs. Louisville	March 6, 1982	6	<b>Name</b>	<b>Years</b>	<b>Steals</b>	
	Tony William at New Mexico	Jan. 2, 1983	6	1.	Charlie Ward	1990-94	238
	Tony William vs. Central Florida	Nov. 26, 1983	6	2.	Delvon Arrington	1999-02	225
	Dean Shaffer vs. Baptist College	Jan. 18, 1984	6	3.	Bob Sura	1991-95	209
	Joe Farrar vs. Tulane	Feb. 6, 1985	6	4.	Tony William	1982-84	203
	Tat Hunter at Louisville	Feb. 17, 1988	6	5.	Tony Jackson	1977-80	196
	Michael Polite at Louisville	Feb. 6, 1990	6	6.	James Collins	1993-97	191
	Charlie Ward vs. Clemson	Feb. 8, 1992	6	7.	Tim Pickett	2002-04	164
	Charlie Ward vs. North Carolina	Feb. 27, 1992	6	8.	Sam Cassell	1991-93	153
	Charlie Ward vs. NC State	March 13, 1992	6	9.	Dean Shaffer	1984-86	151
	James Collins vs. UNC Greensboro	Dec. 30, 1993	6	10.	Mickey Dillard	1977-81	140
	Chuck Graham vs. Virginia	Feb. 6, 1994	6	11.	Terrell Baker	1997-99	139
	James Collins vs. NC State	Feb. 14, 1996	6	12.	LaMarr Greer	1994-98	136
	James Collins vs. Rice	Nov. 29, 1996	6	13.	Tharon Mayes	1988-90	132
	Kerry Thompson vs. Maryland	Jan. 29, 1997	6	14.	Kerry Thompson	1996-98	131
	Kerry Thompson vs. Kansas	Nov. 28, 1997	6	15.	Todd Galloway	2003-04	129
	Kerry Thompson vs. UNC Asheville	Dec. 17, 1997	6	16.	Maurice Myrick	1982-85	126
	Terrell Baker at Jacksonville	Dec. 17, 1998	6	17.	Doug Edwards	1990-93	123
	Delvon Arrington at Georgia Tech	Jan. 27, 2001	6		Michael Joiner	2001-04	123
	Tim Pickett vs. Savannah State	Nov. 24, 2002	6				

# BLOCKS

Game				Name			
	Name	Date	Blocks		Year	Steals	
1.	Andre Reid vs. Bethune Cookman	Dec. 5, 1993	9	4.	Andre Reid	1993-94	53
	Corey Louis vs. Maryland	Jan. 10, 1995	9	5.	Corey Louis	1997-98	50
3.	Greg Grady vs. Stetson	Jan. 17, 1973	8	6.	Elvis Rolle	1980-81	47
	Doug Edwards at Jacksonville	Feb. 2, 1993	8		Alton Lee Gipson	1984-85	47
7.	Andre Reid vs. UNC Greensboro	Dec. 30, 1993	8	9.	Rodney Dobard	1990-91	47
	Andre Reid vs. Florida Atlantic	Dec. 3, 1994	8		Rodney Dobard	1991-92	46
10.	Rodney Dobard vs. Auburn	Dec. 3, 1989	7	11.	Randell Jackson	1996-97	46
	Rodney Dobard vs. Maryland Baltimore County	Dec. 28, 1992	7		Doug Edwards	1992-93	44
	Rodney Dobard vs. Maryland	Jan. 13, 1993	7		Mike Mathews	2000-01	44
	Andre Reid vs. Texas Southern	Nov. 27, 1990	6	13.	Corey Louis	1995-96	43
	Rodney Dobard vs. South Florida	Dec. 18, 1990	6	<b>Career</b>			
	Rodney Dobard vs. Louisville	Jan. 12, 1991	6	<b>Name</b>	<b>Years</b>	<b>Blocks</b>	
	Rodney Dobard vs. Memphis State	Feb. 21, 1991	6	1.	Rodney Dobard	1989-93	240
	Rodney Dobard vs. UCLA	Nov. 27, 1992	6	2.	Corey Louis	1994-98	197
	Rodney Dobard vs. South Florida	Dec. 30, 1992	6	3.	Andre Reid	1990-95	160
	Rodney Dobard at Wake Forest	Jan. 9, 1993	6	4.	Doug Edwards	1990-93	121
	Rodney Dobard at North Carolina	Jan. 27, 1993	6	5.	Mike Mathews	2001-04	118
	Rodney Dobard at NC State	Feb. 17, 1993	6	6.	Randell Jackson	1995-98	113
	Rodney Dobard vs. Evansville	March 18, 1993	6	7.	Randy Allen	1984-87	103
	Andre Reid vs. Florida Atlantic	Dec. 1, 1993	6	8.	Alton Lee Gipson	1983-85	102
	Andre Reid vs. Florida	Dec. 17, 1994	6	9.	Elvis Rolle	1979-81	89
	Corey Louis at Maryland	Feb. 11, 1995	6	10.	Jerome Fitchett	1984-88	86
	Randell Jackson vs. Marist	Dec. 28, 1996	6	11.	Anthony Richardson	2001-05	84
	Randell Jackson vs. Virginia	Feb. 28, 1998	6	12.	Ron Hale	1996-00	77
	David Anderson vs. Duke	Jan. 16, 2000	6	13.	Al Thornton	2003-07	74
<b>Season</b>				14.	Kirk Luchman	1994-97	72
	<b>Name</b>	<b>Year</b>	<b>Blocks</b>	15.	Irv Thomas	1989-90	66
1.	Rodney Dobard	1992-93	111		Alexander Johnson	2004-06	66
2.	Corey Louis	1994-95	74	17.	Trevor Harvey	2002-03	60
3.	Alton Lee Gipson	1983-84	55	18.	Murray Brown	1977-80	58
				19.	Michael Joiner	2001-04	57
				20.	David Anderson	2000-02	54
					Adam Waleskowski	2002-05	54

# GAMES PLAYED

## Career

Name	Years	Games	Name	Years	Games	Name	Years	Games
1. Andrew Wilson	2001-06	129	9. Bob Sura	1991-95	119	17. Maurice Myrick	1981-85	116
2. Al Thornton	2003-07	124	Anthony Richardson	2001-05	119	Aubry Boyd	1987-91	116
3. Todd Galloway	2003-06	123	11. Jerome Fitchett	1984-88	118	19. Mickey Dillard	1976-80	115
4. Rodney Dobard	1989-93	122	Chuck Graham	1989-94	118	Randy Allen	1984-87	115
Adam Waleskowski	2001-05	122	Delvon Arrington	1999-02	118	Mike Mathews	2001-04	115
6. Andre Reid	1990-95	121	14. Tat Hunter	1985-89	117			
7. Ron Hale	1996-00	120	George McCloud	1985-89	117			
Michael Joiner	2001-04	120	LaMarr Greer	1994-98	117			

# GAMES STARTED

## Career

Name	Years	Games Started	Name	Years	Games Started	Name	Years	Games Started
1. Delvon Arrington	1999-02	117	6. Bob Sura	1992-95	99	11. Reggie Royals	1971-73	84
2. Randy Allen	1984-87	111	7. Doug Edwards	1991-93	93	Lawrence McCray	1972-74	84
3. Michael Joiner	2001-04	105	8. Tony Jackson	1977-80	89	13. Greg Grady	1973-76	79
4. James Collins	1994-97	102	Corey Louis	1995-98	89	14. Larry Warren	1974-76	78
5. LaMarr Greer	1995-98	101	10. Rodney Dobard	1990-93	88	15. Harry Davis	1975-78	76

# DOUBLE-DOUBLES

## Season

Name	Years	Games	Name	Years	Games	Name	Years	No.
1. Dave Cowens	1968-69	23	35. Dave Fedor	1960-61	7	20. Irv Thomas	1989-90	15
2. Dave Cowens	1969-70	21	Jan Gies	1967-68	7	21. Tony Dawson	1988-89	14
Reggie Royals	1970-71	21	Vernell Ellzy	1970-71	7	22. David Thompson	1976-78	13
4. Dave Cowens	1967-68	18	Lawrence McCray	1971-72	7	Kris Anderson	1977-79, 81	13
5. Gary Schull	1965-66	17	Doug Edwards	1990-91	7	24. Dick Artmeier	1953-56	12
Reggie Royals	1971-72	17	Corey Louis	1994-95	7	Otto Petty	1971-73	12
7. Willie Williams	1969-70	16	41. Willie Williams	1968-69	6	Zach Perkins	1973-76	12
Doug Edwards	1992-93	16	Otto Petty	1970-71	6	Bob Sura	1992-95	12
9. Dave Fedor	1959-60	14	Tony Dawson	1988-89	6	28. Dick Danford	1966-68	9
Greg Grady	1974-75	14	Irv Thomas	1988-89	6	Jan Gies	1968-70	9
11. Doug Edwards	1991-92	13	Corey Louis	1997-98	6	Vernell Ellzy	1970-71	9
12. Dick Artmeier	1954-55	12				Alton Lee Gipspn	1984-85	9
Rowland Garrett	1971-72	12				Alexander Johnson	2004-06	9
14. Reggie Royals	1972-73	11				33. Rodney Dobard	1990-93	8
Elvis Rolle	1979-80	11				Kirk Luchman	1994-97	8
Elvis Rolle	1980-81	11				35. Gary Wold	1953-56	6
Michael Polite	1989-90	11				Carlton Byrd	1974-77	6
18. Rowland Garrett	1970-71	10				37. Larry Warren	1974-76	5
Lawrence McCray	1973-74	10				Randell Jackson	1996-98	5
Mitchell Wiggins	1981-82	10				Delvon Arrington	1999-02	5
Michael Polite	1990-91	10				Nigel Dixon	2000-02	5
22. Lawrence McCray	1972-73	9				Tim Pickett	2003-04	5
Greg Grady	1973-74	9				42. Jerry Shirley	1963-65	4
Harry Davis	1976-77	9				Bill Glenn	1966-67	4
Murray Brown	1978-79	9				Ron King	1971-73	4
Tat Hunter	1987-88	9				Zach Perkins	1973-76	4
Irv Thomas	1989-90	9				Maurice Robinson	1993-94	4
Alexander Johnson	2005-06	9				Ron Hale	1997-00	4
29. Dave Fedor	1961-62	8				Antwuan Dixon	1999-02	4
Murray Brown	1979-80	8						
Randy Allen	1986-87	8						
Tony Dawson	1987-88	8						
Tat Hunter	1988-89	8						
Al Thornton	2005-06	8						

## Career

Name	Years	No.
1. Dave Cowens	1968-70	65
2. Reggie Royals	1971-73	51
3. Doug Edwards	1991-93	36
4. Greg Grady	1973-76	31
5. Dave Fedor	1960-62	29
6. Lawrence McCray	1972-74	26
Elvis Rolle	1979-81	26
8. Rowland Garrett	1970-72	24
9. Rick Benson	1952-55	23
Willie Williams	1969-70	23
11. Gary Schull	1964-66	21
Michael Polite	1988-91	21
Murray Brown	1977-80	21
Harry Davis	1975-78	21
15. Corey Louis	1995-98	19
Tat Hunter	1986-89	19
17. Mitchell Wiggins	1982-83	16
Randy Allen	1984-87	16
Al Thornton	2003-07	16

# TRIPLE-DOUBLES

## Season

Name, Opponent	Date	Pts.	Rebs.	Assists
1. Reggie Royals vs. Georgia Southern	Dec. 1, 1972	12	16	10
Bob Sura vs. NC State	Jan. 15, 1995	19	12	12

## Career

Name, Opponent	Date	Pts.	Rebs.	Assists
1. Reggie Royals vs. Georgia Southern	Dec. 1, 1972	12	16	10
Bob Sura vs. NC State	Jan. 15, 1995	19	12	12



# ALL-TIME SCORING

Name	Years	GP	FGM	FGA	PCT	3FGM	3FGA	PCT	FTM	FTA	PCT	TOTAL	AVG
1. Bob Sura	1992-95	119	731	1,626	.450	214	640	.334	454	696	.652	2,130	17.9
2. Jim Oler	1953-56	91	528	1,303	.405				761	975	.781	1,817	20.0
3. James Collins	1994-97	112	645	1,433	.450	255	686	.372	267	365	.679	1,793	16.0
4. Mickey Dillard	1977-81	115	643	1,248	.515				448	583	.768	1,734	15.1
5. Doug Edwards	1991-93	93	621	1,194	.520	30	114	.263	332	458	.725	1,604	17.2
6. George McCloud	1986-89	117	529	1,149	.460	201	468	.429	315	405	.778	1,574	13.5
7. Al Thornton	2003-07	124	546	1,034	.528	63	144	.438	366	522	.701	1,521	12.3
8. Harry Davis	1975-78	108	640	1,095	.584				234	382	.613	1,514	14.0
9. Dave Cowens	1967-70	78	582	1,122	.519				315	464	.679	1,479	18.9
10. Murray Brown	1977-80	106	566	847	.668				338	483	.700	1,470	13.9
11. Dave Fedor	1960-62	72	585	1,174	.498				286	363	.788	1,456	20.2
12. Randy Allen	1983-87	115	592	1,205	.491	0	2	.000	254	413	.615	1,438	12.5
13. Ham Wernke	1952-55	73	505	1,308	.385				396	533	.743	1,404	19.2
14. Reggie Royals	1971-73	84	580	1,181	.491				242	349	.693	1,402	16.7
15. Hugh Durham	1957-59	73	470	1,230	.382				441	568	.776	1,381	18.9
16. Chuck Graham	1990-94	118	503	1,147	.439	115	333	.345	216	285	.758	1,337	11.3
17. David Thompson	1976-78	83	571	1,213	.471				147	216	.681	1,289	15.5
18. Tharon Mayes	1988-90	77	466	942	.495	128	337	.380	200	255	.784	1,260	16.4
19. Ron King	1971-73	64	542	1,170	.463				168	230	.730	1,252	19.6
20. Ron Hale	1997-00	120	423	956	.442	111	339	.327	279	374	.746	1,236	10.3
21. Sam Cassell	1992-93	66	440	920	.478	108	295	.366	223	304	.734	1,211	18.3
22. Alton Lee Gipson	1984-85	61	496	986	.503				202	323	.625	1,194	19.6
23. Delvon Arrington	1998-02	118	413	1,014	.407	120	353	.340	227	314	.723	1,173	9.9
24. Jeff Hogan	1967-69	79	466	975	.478				232	305	.761	1,164	14.7
25. Tony Dawson	1988-89	60	453	852	.532	26	88	.295	229	313	.732	1,161	19.4
26. Gary Schull	1964-66	76	408	832	.490				326	472	.691	1,142	15.0
27. Corey Louis	1995-98	107	447	925	.483	1	2	.500	232	371	.625	1,127	10.5
28. Lawrence McCray	1971-74	84	492	896	.549				127	223	.570	1,111	13.2
29. Larry Warren	1974-76	78	473	1,069	.442				162	212	.764	1,108	14.2
30. Michael Polite	1988-91	99	381	711	.536	11	32	.344	297	450	.660	1,070	10.8
31. Mitchell Wiggins	1982-83	46	439	798	.550				189	249	.759	1,067	23.2
32. Pee Wee Barber	1986-87	59	395	802	.493	72	161	.447	200	254	.787	1,062	18.0
33. Rodney Dobard	1990-93	122	456	779	.585	0	3	.000	146	243	.601	1,058	8.7
34. Tim Pickett	2002-04	62	352	864	.407	194	529	.367	140	172	1.624	1,038	16.7
35. LaMarr Greer	1995-98	117	364	873	.417	123	380	.324	171	255	.671	1,022	8.7
36. Tom McLaughlin	1948-52	92	409						201			1,019	11.1
37. Wayne Smalls	1974-77	104	457	1,007	.454				102	135	.756	1,016	9.8
38. Ray Swain	1958-62	72	403	793	.508				194	304	.638	1,000	13.9
39. Anthony Richardson	2002-05	119	352	815	.432	63	207	.304	223	289	.772	990	8.3
40. Jerome Fitchett	1985-88	118	388	677	.573	26	58	.448	176	236	.746	978	8.3
41. Tony William	1982-84	84	428	906	.472				113	154	.734	969	11.5
42. Randell Jackson	1996-98	86	378	797	.474	14	51	.275	193	295	.654	963	11.2
43. Eugene Harris	1974-76,78	107	395	795	.497				166	229	.725	956	8.9
44. Kris Anderson	1977-79,81	107	371	633	.586				205	271	.756	947	8.9
45. Michael Joiner	2001-04	120	368	825	.446	92	255	.361	117	181	.646	945	7.9
46. Greg Grady	1973-76	100	401	708	.566				137	220	.623	939	9.4
47. Elvis Rolle	1980-81	59	365	619	.590				193	337	.573	923	15.6
48. Jerry Shirley	1963-65	73	378						161	198	.813	917	12.6
49. Alexander Johnson	2004-06	92	306	589	.520	12	39	.308	276	414	.667	900	9.8
50. Charlie Long	1961-63	69	370	790	.468				157	231	.680	897	13.0
51. Tat Hunter	1986-89	117	395	707	.559	0	1	.000	95	184	.516	885	7.6
52. Carlton Byrd	1974-77	105	341	692	.493				186	249	.747	868	8.3
53. Skip Young	1969-71	74	361	817	.442				142	195	.728	864	11.7
54. Rowland Garrett	1970-72	76	335	700	.479				177	250	.708	847	11.1
55. Rick Benson	1952-55	83	328	1,104	.297				181			837	10.1
56. Otis Cole	1972-74	84	364	798	.456				97	134	.724	825	9.8
57. Jason Rich	2004-Pr.	95	327	686	.477	28	108	.259	141	185	.762	823	8.7
58. Richard Artmeier	1953-56	80	296						230			822	10.3
59. Irv Thomas	1989-90	61	317	643	.493	0	5	.000	181	255	.710	815	13.4
60. Terrell Baker	1998-99	61	271	585	.463	76	237	.321	189	246	.768	807	13.2
61. Aubry Boyd	1988-91	116	265	681	.389	93	292	.318	156	222	.703	779	6.7
62. Isaiah Swann	2004-Pr.	96	276	620	.445	118	317	.372	101	138	.732	771	8.0
63. Darrel Stewart	1966-68	78	289	622	.465				192	281	.683	770	9.9
64. Kirk Luchman	1994-97	111	288	538	.535	0	0	.000	176	258	.682	752	6.8
65. Monte Cummings	2001-02	57	260	524	.496	16	50	.320	209	279	.749	745	13.1
66. Maurice Myrick	1982-85	116	286	606	.472				169	254	.665	741	6.4
67. Charlie Ward	1991-94	91	263	596	.441	74	229	.323	140	220	.636	740	8.1
68. Vince Martello	1983-84	53	302	566	.534				130	168	.774	734	13.8
LaRae Davis	1986-87	55	279	548	.509	80	175	.457	96	123	.780	734	13.3
70. Todd Galloway	2003-06	123	236	566	.417	92	256	.359	158	245	.645	722	5.9
71. Adrian Crawford	1999-01	75	244	658	.371	135	375	.360	85	134	.634	708	9.4
72. Zach Perkins	1973-76	82	293	626	.468				117	188	.622	703	8.6
73. Bill Peacock	1964-66	75	275						141			691	9.2
74. Adam Waleskowski	2002-05	122	255	582	.438	48	127	.378	130	174	.747	688	5.6
75. Gary Wold	1953-56	78	208						270			686	8.8
76. Damous Anderson	1999-00	50	267	489	.546	54	131	.412	95	142	.669	683	13.7
77. Antwan Dixon	1999-02	109	235	533	.441	83	243	.342	125	179	.698	678	6.2
78. Bobby Parks	1978-81	97	244	521	.468				156	213	.732	644	6.6
79. Jan Gies	1968-70	78	245	428	.572				153	206	.743	643	8.2
80. Bob Whitmer	1951-52	50	233						176			642	12.8
Willie Williams	1969-70	52	268	482	.556				106	184	.576	642	12.3
82. Tony Jackson	1977-80	108	256	671	.382				117	214	.547	631	5.8
83. Vernell Ellyz	1970-71	52	240	477	.503				142	212	.670	622	12.0
84. Jerry Westhafer	1951-54	62	261						98			620	10.0
85. Von Wafer	2004-05	61	214	528	.405	108	296	.365	79	118	.669	615	10.1
86. Otto Petty	1971-73	82	227	530	.428				151	211	.716	605	7.4
87. Dean Shaffer	1984-85	59	253	497	.509				93	135	.689	599	10.2

# ALL-TIME SCORING

Name	Years	GP	FGM	FGA	PCT	3FGM	3FGA	PCT	FTM	FTA	PCT	TOTAL	AVG
88. Andrew Wilson	2001-06	129	188	481	.391	110	300	.367	111	145	.766	597	4.6
89. Pete Rogers	1963-65	53	239						111			589	11.1
90. Ron Harris	1970-72	84	234	553	.423				110	153	.719	578	6.9
91. Kerry Thompson	1997-98	64	207	539	.384	50	168	.298	98	143	.685	562	8.8
92. Bill Glenn	1966-67	49	243	521	.466				52	65	.800	538	11.0
93. Michael Johnson	1982-84	68	195	395	.494				147	210	.700	537	7.9
94. Dick Danford	1966-68	73	205	415	.494				112	183	.612	522	7.2
95. James Bozeman	1978-79,81	67	218	450	.484				81	134	.604	517	7.7
96. Jack Davis	1960-62	71	153	439	.349				191	275	.695	497	7.0
97. Pete Gonzalez	1963-65	67	170						155			495	7.4
98. Larry Strom	1957-58	51	191	414	.461				112	159	.704	494	9.7
99. Bob Hartman	1951	27	185						105			475	17.6
Raleigh Choice	1986-87	54	190	371	.512	0	2	.000	95	128	.742	475	8.8
101. Nigel Dixon	2000-02	85	185	384	.482	0	0	.000	103	219	.470	473	5.6
102. Andre Reid	1991-95	121	186	404	.460	0	2	.000	100	184	.543	472	3.9
103. Jim Liteky	1958-59	48	166						135	180	.750	467	9.7
104. Lee Benjamin	1949-50	48	197						57			451	9.4
Tom Garcia	1955-58	71	150						151	203	.744	451	6.4
106. Hank Mann	1975,77-79	86	194	424	.458				60	124	.484	448	5.2
Mike Mathews	2001-04	115	175	380	.461	0	0	.000	98	163	.484	448	3.9
108. Bill Weigel	1949-50	48	159						128			446	9.3
109. David Speights	1982-85	90	170	361	.471				104	172	.605	444	4.9
110. Granville Arnold	1983-85	64	141	276	.511				161	197	.817	443	6.9
111. Dale Klay	1968-69	52	193	418	.462				51	70	.729	437	8.4
112. Don Bates	1959	23	179	495	.362				76	101	.752	434	18.9
113. Oliver Simmons	1998-00	82	171	373	.458	9	26	.346	80	137	.584	431	5.3
114. Bobby Lovell	1963-65	67	176						74			426	6.4
115. Burt Deckel	1958	25	163	457	.357				99	134	.739	425	17.0
116. Ron Malmen	1965-66	40	177	424	.417				69	88	.784	423	10.6
117. Bobby Waits	1955-57	56	150	398	.377				117	153	.765	417	7.4
118. Rufus Ashworth	1960-62	62	164	454	.361				85	124	.685	413	6.7
119. Derrick Carroll	1993-95	60	147	353	.416	77	213	.362	40	57	.702	411	6.9
120. Randy Cable	1968-70	76	149	324	.460				106	139	.763	404	5.3
121. Bob Williams	1955-57	72	149	384	.388				100	175	.571	398	5.5
122. Dick Kendall	1949-50	45	155						86			396	8.8
123. Oren Gilmore	1981-82	56	158	310	.510				79	138	.572	395	7.1
124. Jim Savage	1958-60	70	146						91	167	.545	383	5.5
125. Duane Gordon	1952-54	56	159						64			382	6.8
126. Toney Douglas	2004-Pr.	30	143	301	.475	31	78	.397	63	80	.788	380	12.7
127. Geoff Brower	1995-98	63	134	305	.439	58	168	.345	51	74	.689	377	6.0
128. Ralph Mims	2004-Pr.	94	103	274	.376	37	109	.339	123	156	.788	366	3.9
129. Trevor Harvey	2002-03	57	141	245	.576	0	0	.000	79	141	.560	361	6.3
130. Rodney Arnold	1980-81	49	121	304	.398				116	156	.744	358	7.3
131. Joe Farrar	1984-85	55	153	309	.495				50	67	.746	356	6.5
132. Derrick Mitchell	1988-89	58	121	252	.480	1	2	.500	112	180	.622	355	6.1
133. John Richter	1959-60	39	133	320	.416				77	136	.566	343	8.8
Dale Ricketts	1961-63	41	120						103	147	.701	343	8.4
135. Larry Dickson	1948-51	71	122						94			338	4.8
136. Jim Lyttle	1966	26	117	259	.452				88	116	.759	322	12.4
137. Nate Johnson	2003-04	62	103	271	.380	72	184	.391	35	55	.636	313	5.1
138. Uche Echefu	2005-Pr.	64	106	241	.440	29	87	.333	70	97	.722	311	4.9
139. Maurice Robinson	1993-94	59	126	238	.529	0	0	.000	55	98	.561	307	5.2
Scott Shepherd	1993-96	87	86	241	.357	46	135	.341	89	119	.748	307	3.5
141. Daniel Boltz	1958-59	48	113						77	132	.583	303	6.3
142. Cal Huge	1963-64	49	128						41			297	6.1
143. Ian Morrison	1967	26	117	303	.386				62	81	.765	296	11.4
144. Ed Chatman	1979	29	122	270	.452				51	80	.638	295	10.2
145. Ken Macklin	1969-70	33	119	264	.451				55	65	.846	293	8.9
146. Ken Leakey	1964-66	61	106						75			287	4.7
147. Lou Fischer	1950-52	48	118						48			284	5.9
148. Stu Gregory	1956-58	50	117						48	87	.552	282	5.6
149. Jim Smith	1976-78	70	111	233	.476				52	80	.650	274	3.9
150. Dale Reeves	1962-63	41	101	187	.540				69	122	.566	271	6.6
151. Jerel Allen	2005-07	65	101	250	.404	45	125	.360	23	36	.639	270	4.2
152. Avery Curry	1995-96	51	84	252	.333	38	120	.317	54	87	.621	260	5.1
153. Greg Samuel	1971-72	45	92	214	.430				70	92	.761	254	5.6
154. Pernel Tookes	1979-81	68	100	230	.435				49	65	.754	249	3.7
155. Bob Ward	1956-57	46	102	288	.354				44	73	.603	248	5.4
156. Bennie Clyde	1973	19	111	216	.514				25	37	.676	247	13.0
157. Byron Wells	1989-90,92-93	75	102	196	.520	9	39	.231	33	59	.559	246	3.3
158. Larry Gay	1971-73	64	102	216	.472				35	64	.547	239	3.7
159. Diego Romero	2005-06	61	79	147	.537	14	33	.424	62	100	.620	234	3.8
160. Dick Trobaugh	1950-51	46	86						53			225	4.9
161. Lorenzo Hands	1989-91,93	95	86	212	.406	12	42	.286	38	66	.576	222	2.3
162. Bud Scott	1951	27	91						36			218	8.1
Brad Johnson	1988-89	56	73	141	.518	15	42	.357	57	65	.877	218	3.9
164. Herbie Allen	1976	26	89	169	.527				37	50	.740	215	8.3
165. Karim Shabazz	1998-99	37	75	146	.514	0	0	.000	60	128	.469	210	5.7
166. David White	1988-91	113	83	172	.483	9	26	.346	32	99	.323	207	1.8
167. Otis Johnson	1973	26	86	172	.500				27	47	.574	199	7.7
168. Tom Burst	1952-55	62	73						50			196	3.2
John Burt	1969-71	55	84	212	.396				28	54	.519	196	3.6
170. Tony Karasek	1986-87	38	76	162	.469	0	0	.000	36	60	.600	188	4.9
171. Bill Kratzert	1948-49	20	65						53			183	9.2



# ALL-TIME SCORING

Name	Years	GP	FGM	FGA	PCT	3FGM	3FGA	PCT	FTM	FTA	PCT	TOTAL	AVG
172. Bud Marsee	1951-52	25	75						31			181	7.2
Wally Dale	1962-63	36	78	181	.431				25	38	.658	181	5.0
174. Ken Doyle	1966-68	53	61	131	.466				55	89	.618	177	3.3
David Shaffer	1986	23	68	144	.472				41	58	.707	177	7.7
176. Fred Twomey	1955-57	53	52	172	.302				65	112	.580	169	3.2
Bobby Ek	1962-64	56	70						29			169	3.0
178. Charlie Tinsley	1959	21	68	146	.466				27	61	.443	163	7.8
179. Orlando Wyman	1948-51	65	60						42			162	2.5
Bob Pence	1949-50,52-53	65	60						42			162	2.5
181. Casaan Breeden	2005-Pr.	56	57	123	.463	16	49	.327	31	43	.721	161	2.9
182. Faurest Coogle	1961-63	36	53	114	.465				53	88	.602	159	4.4
183. Tim Edney	1960-62	46	46	119	.387				66	106	.623	158	3.4
184. Dave Ross	1967-68	48	45	128	.352				67	100	.670	157	3.3
185. Bill Phillips	1964-66	55	53						50			156	2.8
186. Art Adams	1949	23	64						15			143	6.2
187. Jim Pavy	1948-49	34	53						35			141	4.1
188. Bobby Miles	1982-84	65	52	121	.430				35	53	.660	139	2.1
189. Raphael Phillip	1982-83	48	50	118	.424				36	60	.600	136	2.8
190. Brian Murphy	1965-67	67	39	121	.322				57	87	.655	135	2.0
191. Chad Copeland	1990-91	41	29	95	.305	15	45	.333	61	81	.753	134	3.3
192. Bob DePathy	1968	27	53	123	.431				24	40	.600	130	4.8
193. Fred Woodward	1958-60	30	53						23	25	.920	129	4.3
194. Tom Dellahan	1953-54	28	49						26			124	4.4
195. Bill Cotton	1960-61	17	47						29	37	.784	123	7.2
196. Jimtom Richardson	1952-53	24	49	159	.308				22	39	.564	120	5.0
Devonaire Deas	1997-98	52	43	116	.371	10	33	.303	24	39	.615	120	2.3
198. Ernest Williams	1948	13	36						38			110	8.5
Irvin Quinn	1951-52	27	46						18			110	4.1
200. Ryan Reid	2006-Pr.	35	41	73	.562	0	0	.000	19	41	.463	101	2.9
201. Emanuel Mathis	1999-00	42	30	89	.337	17	54	.315	21	29	.724	98	2.3
202. Justin Mott	1999-00	59	32	89	.360	0	0	.000	33	59	.559	97	1.6
David Anderson	2000-02	70	37	98	.378	0	0	.000	23	41	.561	97	1.4
204. Ken Bush	1969	19	41	88	.466				13	21	.619	95	5.0
205. Joe Williams	1957-59	53	33						24	35	.686	90	1.7
206. JD Bracy	2002	22	32	95	.337	14	51	.275	11	16	.688	89	4.0
207. Ron Miller	1990-92	43	29	65	.446	15	32	.469	15	22	.682	88	2.0
208. Derrick Myers	1991	32	23	51	.451	3	10	.300	36	44	.818	85	2.7
209. Ted Hewitt	1949-51	22	30						21			81	3.7
210. Bob Chassee	1974-75	33	33	57	.579				11	30	.367	77	2.3
211. Ralph Chaudron	1948	17	28						20			76	4.5
Joe Westhafer	1957-58	35	25						26	46	.565	76	2.2
213. Tim Wooden	1995-96	36	32	58	.552	1	2	.500	9	20	.450	74	2.1
214. Dennis Burke	1973-74	28	33	75	.440				5	6	.833	71	2.5
215. Charles Fairchild	1965-66	28	21	66	.318				28	38	.737	70	2.5
Reggie Meadows	1983	7	27	59	.458				16	25	.640	70	10.0
Matt Chlebek	1998-00	60	22	73	.301	15	45	.333	11	16	.688	70	1.2
218. Ronnie Watson	1982-84	52	22	73	.301				23	27	.852	67	1.3
219. Hosea Maxwell	1948	12	28						10			66	5.5
Carl Reynolds	1968-69	28	24	72	.333				18	30	.600	66	2.4
221. Sheldon Hilaman	1948-49	18	24						17			65	3.6
Ronald Nettles	1948-51	55	25						15			65	1.2
Ronald Thompson	1998-99	42	24	67	.358	1	4	.250	16	28	.571	65	1.5
224. Ben McCrary	1948	14	23						18			64	4.6
Roger Freudenstein	1960	8	25	68	.368				14	24	.583	64	8.0
Gentry Sparks	1996-97	25	25	51	.490	3	8	.375	11	21	.524	64	2.6
227. Rodney Tucker	2000	29	23	62	.371	0	0	.000	16	37	.432	62	2.1
228. Jerry Smith	1960-61	27	25	70	.357				9	19	.474	59	2.2
229. Craig Mateer	1986-87	43	23	63	.365	2	14	.143	10	20	.500	58	1.3
230. Jesse Salters	1991	25	23	49	.469	0	1	.000	11	19	.579	57	2.3
231. Ed Wursbach	1954-56	32	20						16			56	1.8
Bob Casteel	1957-58,60	41	17						22	53	.415	56	1.4
Thomas Mabry	1985-86	37	16	40	.400				24	33	.727	56	1.5
234. Don Biggs	1966	21	21	43	.488				13	18	.722	55	2.6
235. Tony Carter	1985-87	34	22	55	.400	0	1	.000	10	14	.714	54	1.6
Jonathan Kerner	1993-94	28	19	34	.559	0	0	.000	16	25	.640	54	1.9
237. Donnie Kuhl	1977-79,81	33	20	37	.541				11	17	.647	51	1.5
238. Benson Callier	2003-04	30	16	48	.333	6	13	.462	10	16	.625	48	1.6
239. Kyle Mulligan	1995-98	32	16	42	.381	1	3	.333	13	27	.481	46	1.4
240. Billy Osteen	1948	11	19						6			44	4.0
241. Ross Winter	1963	13	18	50	.360				7	9	.778	43	3.3
242. Bud Whitehead	1960	15	15	36	.417				12	17	.706	42	2.8
243. Dave Macomber	1969-71	34	17	42	.405				7	16	.438	41	1.2
244. Archie Aldridge	1974	14	13	31	.419				13	16	.813	39	2.8
245. H.B. Marcum	1953	8	13						10			36	4.5
D Groomes	1981	18	11	27	.407				14	22	.636	36	2.0
247. Wayne Patton	1954-56	27	11						13			35	1.3
248. Greg Collinsworth	1979-81	26	12	29	.414				9	12	.750	33	1.3
249. Jack Merriman	1951	5	12						6			30	6.0
250. Andre Cooper	1994	7	12	30	.400	1	6	.167	4	9	.444	29	4.1
251. George Edmiston	1950	14	5						18			28	2.0
Cyril Stitt	1973-75	15	14	33	.424				0	1	.000	28	1.9
Jerry Cox	1978-80	21	7	22	.318				14	22	.636	28	1.3
Antonio Griffin	2005	9	11	22	.300	3	5	.600	3	9	.333	28	3.1

# ALL-TIME SCORING

Name	Years	GP	FGM	FGA	PCT	3FGM	3FGA	PCT	FTM	FTA	PCT	TOTAL	AVG	
255. Joey Barnes	1988-90	26	11	33	.333	2	13	.154	3	8	.375	27	1.0	
	Kelvin McClendon	1996	9	28	.321	2	6	.333	7	15	.467	27	3.0	
257. George Foliard	1949-50	8	11						3			25	3.1	
	Ray Donald	1992	21	28	.357	0	2	.000	5	6	.833	25	1.2	
259. Jim Hardesty	1952	8	10	36	.278				4	7	.571	24	3.0	
260. Marcell Haywood	2001-03	48	8	15	.533	0	0	.000	7	20	.350	23	0.5	
261. Edwin Reeves	1954	11	4						13			21	1.9	
	Roy Glover	1970-71	14	9	37	.243			3	10	.300	21	1.5	
263. Nick Bryant	1994	9	2	8	.250	1	3	.333	15	17	.882	20	2.2	
264. Brian Hoff	2005-Pr.	15	8	19	.421	1	5	.200	2	2	1.00	19	1.3	
265. Scott Wilkes	1982-83	22	7	21	.333				4	8	.500	18	0.8	
266. Bill Archer	1959	13	6	16	.375				5	8	.625	17	1.3	
	Ryan Lowery	2001-02	32	6	29	.207	3	14	.214	2	3	.667	17	0.5
268. George Kallish	1953	6	6						4			16	2.7	
	Matt Zitani	2006-Pr.	16	7	20	.350	0	2	.000	2	3	.667	16	1.0
270. Jim Wallace	1964	6	7						1			15	2.5	
	Jon Fedor	1988	16	6	19	.316	0	0	.000	3	11	.273	15	0.9
272. Darryll Mahoney	1956	9	6	12	.500				2	3	.667	14	1.6	
273. Gerry Ellenwood	1952	5	5						2			12	2.4	
	Tom Nissalki	1954	7	4					4			12	1.7	
	Clyde Eads	1961	4	5					2	6	.333	12	3.0	
	Ed Young	1980-81	19	4	21	.190			4	9	.444	12	0.6	
277. Malcolm Nicholas	1991	6	3	7	.429	1	2	.500	4	9	.444	11	1.8	
278. John Harrison	1974-75	8	4	8	.500				2	7	.286	10	1.3	
	Stephen Gruhl	1992-93	11	4	11	.364	0	0	.000	2	5	.400	10	0.9
280. Larry Bulger	1964	1	3						3	3	1.000	9	9.0	
	John Amick	1972	11	3	10	.300			3	3	1.000	9	0.8	
	Josue Soto	2007	13	4	11	.364	0	4	.000	1	4	.250	9	0.7
283. Chuck Miller	1952	5	3						2			8	1.6	
	Emanuel Gordon	2003-04	9	3	5	.600	2	3	.667	0	0	.000	8	0.9
285. Mark Gilbert	1975	6	2	2	1.000				3	7	.429	7	1.2	
	Terry Martin	1985	11	2	6	.333			3	3	1.000	7	0.6	
	David Grabuloff	1994	8	2	8	.250	0	2	.000	3	4	.750	7	0.9
288. Bob Cummings	1950	6	2						2			6	1.0	
	Bob Albertson	1952	4	3					0			6	1.5	
	Bob Wilcox	1952	5	1					4			6	1.2	
	Steve Summers	1967	7	3	5	.600			0	1	.000	6	0.9	
	Dave Vetica	1977	7	3	7	.429			0	4	.000	6	0.9	
293. Jack Wilson	1948	9	2						1			5	0.6	
	Dwight Osha	1950	1	2					1			5	5.0	
	John Bloodworth	1966	7	2	12	.167			1	1	1.000	5	0.7	
	Adrian McPherson	2002	3	1	2	.500	1	1	1.000	2	2	1.000	5	1.7
297. Billy Parker	1948	3	1						2			4	1.3	
	Dan Mady	1950	1	2					0			4	4.0	
	Bishop	1952	1	2					0			4	4.0	
	Gerald Smith	1952	3	2					0			4	1.3	
	Lenny Hall	1967	1	2	2	1.000			0	0	.000	4	4.0	
	David Brownyard	1973-74	9	1	6	.167			2	3	.667	4	0.4	
	Jay Nasworthy	1994	2	2	2	1.000	0	0	.000	0	0	.000	4	2.0
	Romone Penny	2004	6	0	2	.000	0	1	.000	4	6	.667	4	0.7
	Ben Engstrom	2005	4	2	3	.667	0	0	.000	0	0	.000	4	1.0
306. Jerry Hohne	1959	5	1	4	.250				1	2	.500	3	0.6	
	Bill Giswold	1963	7	1	2	.500			1	4	.250	3	0.4	
	Lance Kimrey	1969-70	6	0	4	.000			3	4	.750	3	0.5	
	Mark Brodie	1975	4	1	8	.125			1	1	1.000	3	0.8	
	Marvin Haynes	1980	5	1	4	.250			1	2	.500	3	0.6	
	Blake Miles	1989-90	10	1	4	.250	1	1	1.000	0	1	.000	3	0.3
	Nate Moran	2001-03	15	0	9	.000	0	6	.000	3	4	.750	3	0.2
313. Howard Calhoun	1948	1	1						0			2	2.0	
	John Pierce	1948	1	1					0			2	2.0	
	Calvin Collins	1949	2	1					0			2	1.0	
	Maurice Stanfill	1949	3	0					2			2	0.7	
	Bob Gemming	1964	1	1					0	0	.000	2	2.0	
	Sonny Detmer	1965	1	1	2	.500			0	0	.000	2	2.0	
	Tim Barrow	1968	3	1	2	.500			0	0	.000	2	0.7	
	Ron Nemergut	1971	1	1	3	.333			0	1	.000	2	2.0	
	Ron Ealy	1978	1	0	3	.000			2	3	.667	2	2.0	
	Jeff Coleman	1982	3	1	1	1.000			0	0	.000	2	0.7	
	Eric Larsen	1986	4	0	3	.000			2	3	.667	2	0.5	
	Alton Sheffield	1998	3	1	2	.500	0	0	.000	0	0	.000	2	0.7
	Gibson Pierre	1998-99	11	1	1	1.000	0	0	.000	0	0	.000	2	0.2
	Brock Daniels	1999	3	0	3	.000	0	0	.000	2	2	1.000	2	0.7
	Aaron Morris	1999	4	0	4	.000	0	1	.000	2	2	1.000	2	0.5
	Chris Hull	1999-00	5	1	4	.250	0	1	.000	0	0	.000	2	0.4
	Will Wightman	2003	8	1	4	.250	0	2	.000	0	0	.000	2	0.3
330. Charlie Fellows	1948-49	3	0						1			1	0.3	
	Bob McKay	1949	3	0					1			1	0.3	
	Val Hinton	1964	3	0					1	1	1.000	1	0.3	
	Mike Kundid	1976-77	7	0	7	.000			1	2	.500	1	0.1	
	Booney Crawford	1982	5	0	3	.000			1	2	.500	1	0.2	
	Steve Bakich	1984	3	0	0	.000			1	2	.500	1	0.3	
	Levi Osborne	2000	3	0	0	.000	0	0	.000	1	2	.500	1	0.3



# ALL-TIME SCORING

Name	Years	GP	FGM	FGA	PCT	3FGM	3FGA	PCT	FTM	FTA	PCT	TOTAL	AVG
337. Wendell Barnes	1948	1	0						0			0	0.0
Slick Edwards	1948	1	0						0			0	0.0
Don Grant	1948	1	0						0			0	0.0
Bobby Roesch	1948	2	0						0			0	0.0
Ray Schoneck	1948	1	0						0			0	0.0
Don Williams	1948	1	0						0			0	0.0
Bill Falsone	1949	1	0						0			0	0.0
Averitt	1952	2	0						0			0	0.0
Don Alford	1955	2	0	0	.000				0	0	.000	0	0.0
Lee Corso	1956	1	0	0	.000				0	0	.000	0	0.0
John Wood	1956	2	0	0	.000				0	0	.000	0	0.0
Merrill Bryant	1957	1	0						0			0	0.0
Charlie Rodgers	1958	1	0						0	0	.000	0	0.0
Mohler Hobbs	1959	1	0	0	.000				0	1	.000	0	0.0
John Strasemeir	1961	2	0						0	0	.000	0	0.0
Rick Campbell	1967	3	0	6	.000				0	0	.000	0	0.0
Denny Parker	1969	1	0	0	.000				0	0	.000	0	0.0
Jim Calkin	1972	3	0	0	.000				0	1	.000	0	0.0
Artie Fryer	1972	2	0	1	.000				0	1	.000	0	0.0
Bill Wright	1972	2	0	1	.000				0	0	.000	0	0.0
Ansley Abraham	1974	4	0	3	.000				0	0	.000	0	0.0
Steve Dillard	1981	6	0	3	.000				0	0	.000	0	0.0
Scott Matchett	1981	2	0	1	.000				0	0	.000	0	0.0
David McPhee	1987	5	0	5	.000	0	1	.000	0	1	.000	0	0.0
Scott Porter	1992-93	4	0	3	.000	0	0	.000	0	0	.000	0	0.0
Curtis Azama	1994	2	0	1	.000	0	0	.000	0	0	.000	0	0.0
Tommy Polley	1997	1	0	1	.000	0	0	.000	0	0	.000	0	0.0
Marcel Thomas	1998	2	0	2	.000	0	0	.000	0	0	.000	0	0.0
Andrew Skwara	1999	2	0	0	.000	0	0	.000	0	0	.000	0	0.0
Pete Murray	2001	5	0	1	.000	0	0	.000	0	2	.000	0	0.0
Adam Krieg	2002	8	0	1	.000	0	0	.000	0	0	.000	0	0.0
Orenn Fells	2003	8	0	1	.000	0	0	.000	0	5	.000	0	0.0

## STATISTICS BY CATEGORY/CLASS

### Scoring

Game: .....46...Ron King vs. Georgia Southern (Feb. 11, 1971)  
 Season: .....742...Jim Oler (1955-56)  
 Freshman: .....380...Bob Sura (1991-92)  
 Sophomore: .....675...Bob Sura (1992-93)  
 Junior: .....635...Mickey Dillard (1979-80)  
 Senior: .....742...Jim Oler (1955-56)  
 Career: .....2,130...Bob Sura (1991-95)

### Scoring Average

Season: .....29.7...Jim Oler (1955-56)  
 Freshman: .....12.8...Jim Lyttle (1965-66)  
 Sophomore: .....22.7...Ron King (1970-71)  
 Junior: .....23.8...Mitchell Wiggins (1981-82)  
 Senior: .....29.7...Jim Oler (1955-56)  
 Career: .....23.2...Mitchell Wiggins (1981-83)

### Rebounds

Game: .....32...Rick Benson vs. Florida Southern (Jan. 7, 1955)  
 Season: .....456...Dave Cowens (1967-68)  
 Freshman: .....210...Corey Louis (1994-95)  
 Sophomore: .....456...Dave Cowens (1967-68)  
 Junior: .....437...Dave Cowens (1968-69)  
 Senior: .....447...Rick Benson (1954-55)

### Rebounding Average

Season: .....17.5...Dave Cowens (1968-69)  
 Freshman: .....7.8...Corey Louis (1994-95)  
 Sophomore: .....17.0...Dave Cowens (1967-68)  
 Junior: .....17.5...Dave Cowens (1968-69)  
 Senior: .....17.2...Dave Cowens (1969-70)  
 Career: .....17.2...Dave Cowens (1967-70)

### Assists

Game: .....16...Otto Petty vs. South Alabama (Jan. 19, 1972)  
 16...Tony William vs. Jacksonville (Feb. 12, 1983)  
 Season: .....227...Otto Petty (1970-71)  
 Freshman: .....181...Delvon Arrington (1998-99)  
 Sophomore: .....227...Otto Petty (1970-71)  
 Junior: .....184...Kerry Thompson (1996-97)  
 Senior: .....215...Tony William (1983-84)  
 Career: .....688...Delvon Arrington (1998-02)

### Steals

Game: .....9...Tony William vs. Memphis State (Feb. 26, 1983)  
 9...Charlie Ward vs. South Carolina (March 2, 1991)  
 9...Bob Sura vs. Georgia Tech (March 2, 1995)  
 Season: .....97...Sam Cassell (1992-93)  
 Freshman: .....71...Charlie Ward (1990-91)  
 Sophomore: .....75...Charlie Ward (1991-92)  
 Junior: .....82...Tim Pickett (2002-03)  
 Senior: .....82...Tim Pickett (2003-04)  
 Career: .....238...Charlie Ward (1990-94)

### Blocked Shots

Game: .....9...Andre Reid vs. Bethune-Cookman (Dec. 5, 1993)  
 9...Corey Louis vs. Maryland (Jan. 10, 1995)  
 Season: .....111...Rodney Dobard (1992-93)  
 Freshman: .....74...Corey Louis (1994-95)  
 Sophomore: .....47...Rodney Dobard (1990-91)  
 Junior: .....55...Alton Lee Gipson (1983-84)  
 Senior: .....111...Rodney Dobard (1992-93)  
 Career: .....240...Rodney Dobard (1989-93)

### Field Goal Percentage

Game: .....1.000...Tat Hunter at Tampa (Nov. 23, 1985) (10-10)  
 1.000...Doug Edwards vs. UNC Asheville (Jan. 2, 1992) (10-10)  
 Season: .....691...Murray Brown (1978-79)  
 Career: .....668...Murray Brown (1976-80)

### Field Goals Made

Game: .....21...Ron King vs. Georgia Southern (Feb. 11, 1971)  
 Season: .....262...Ron King (1970-71)  
 Freshman: .....126...Chuck Graham (1989-90)  
 Sophomore: .....262...Ron King (1970-71)  
 Junior: .....260...Alton Lee Gipson (1983-84)  
 Senior: .....244...Al Thornton (2006-07)  
 Career: .....731...Bob Sura (1991-95)

### Field Goals Attempted

Game: .....37...Ham Wernke vs. Tampa (Feb. 14, 1953)  
 Season: .....558...Ron King (1971-72)  
 Freshman: .....270...James Collins (1993-94)  
 Sophomore: .....533...Bob Sura (1992-93)  
 Junior: .....558...Ron King (1971-72)  
 Senior: .....495...Don Bates (1958-59)  
 Career: .....1,626...Bob Sura (1991-95)

### 3-Point Field Goals Made

Game: .....10...George McCloud at La Salle (Feb. 23, 1989)  
 Season: .....115...George McCloud (1988-89)  
 Freshman: .....43...Von Wafer (2003-04)  
 Sophomore: .....73...Bob Sura (1992-93)  
 Junior: .....84...Tim Pickett (2002-03)  
 Senior: .....115...George McCloud (1988-89)  
 Career: .....255...James Collins (1993-97)

### 3-Point Field Goals Attempted

Game: .....17...George McCloud at La Salle (Feb. 23, 1989)  
 Season: .....270...Tim Pickett (2003-04)  
 Freshman: .....132...Von Wafer (2003-04)  
 Sophomore: .....220...Bob Sura (1992-93)  
 Junior: .....259...Tim Pickett (2002-03)  
 Senior: .....270...Tim Pickett (2003-04)  
 Career: .....686...James Collins (1993-97)

### Free Throw Percentage

Game: .....1.000...Bob Sura vs. South Florida (Nov. 29, 1994) (16-16)  
 Season: .....895...Ken Macklin (1969-70)  
 Career: .....817...Granville Arnold (1983-85)

### Free Throws Made

Game: .....22...Jim Oler at Rollins (Jan. 31, 1955)  
 22...Jim Oler vs. Morningside (Dec. 16, 1955)  
 Season: .....310...Jim Oler (1955-56)  
 Freshman: .....106...Alexander Johnson (2003-04)  
 Sophomore: .....155...Hugh Durham (1956-57)  
 Junior: .....221...Jim Oler (1954-55)  
 Senior: .....310...Jim Oler (1955-56)  
 Career: .....761...Jim Oler (1952-56)

### Free Throws Attempted

Game: .....30...Jim Oler vs. Morningside (Dec. 16, 1955)  
 Season: .....380...Jim Oler (1955-56)  
 Freshman: .....157...Alexander Johnson (2003-04)  
 Sophomore: .....213...Hugh Durham (1956-57)  
 Junior: .....289...Jim Oler (1954-55)  
 Senior: .....380...Jim Oler (1955-56)  
 Career: .....975...Jim Oler (1952-56)

### Games Played

Season: .....35...Sam Cassell (1992-93)  
 35...Rodney Dobard (1992-93)  
 35...Al Thornton (2006-07)  
 35...Jason Rich (2006-07)  
 35...Isaiah Swann (2006-07)  
 35...Uche Echefu (2006-07)  
 35...Jerel Allen (2006-07)  
 35...Ralph Mims (2006-07)  
 35...Ryan Reid (2006-07)  
 Career: .....129...Andrew Wilson (2000-06)

### Consecutive

In A Career: .....123...Todd Galloway (2003-06)

### Games Started

Season: .....35...Sam Cassell (1992-93)  
 35...Rodney Dobard (1992-93)  
 35...Al Thornton (2006-07)  
 35...Uche Echefu (2006-07)  
 Career: .....117...Delvon Arrington (1999-02)

### Consecutive

In A Career: .....110...Delvon Arrington (1999-02)

# STATISTICS BY CLASS

## FRESHMEN

### Total Points

1. Bob Sura	1991-92	380
2. Jim Lyttle	1965-66	320
3. Chuck Graham	1989-90	314
4. Alexander Johnson	2003-04	312
5. James Collins	1993-94	298
6. Corey Louis	1994-95	295
7. Michael Joiner	2000-01	279
8. Randy Allen	1983-84	255
9. Von Wafer	2003-04	253
10. Delvon Arrington	1998-99	242

### Points Per Game

1. Jim Lyttle	1965-66	12.8
2. Bob Sura	1991-92	12.3
3. Ham Wernke	1951-52	11.4
4. James Collins	1993-94	11.0
5. Corey Louis	1994-95	10.9
6. Chuck Graham	1989-90	10.1
7. Jim Oler	1952-53	9.7
8. Alexander Johnson	2003-04	9.5
Randell Jackson	1995-96	9.5
10. Michael Joiner	2000-01	9.3

### Rebounds

1. Corey Louis	1994-95	210
2. Michael Joiner	2000-01	179
3. Randy Allen	1983-84	148
4. Harry Davis	1974-75	147
5. Kris Anderson	1976-77	140
6. Alexander Johnson	2003-04	138
7. David Speights	1981-82	133
8. Tat Hunter	1985-86	130
9. Randell Jackson	1995-96	126
10. Karim Shabazz	1997-98	120

### Rebounds Per Game

1. Corey Louis	1994-95	7.8
2. Michael Joiner	2000-01	6.0
3. Harry Davis	1974-75	5.7
4. Randell Jackson	1995-96	5.3
5. Kris Anderson	1976-77	5.1
6. Randy Allen	1983-84	4.9
7. David Speights	1981-82	4.7
8. Tat Hunter	1985-86	4.6
9. Alexander Johnson	2003-04	4.2
10. Kirk Luchman	1993-94	4.0

### Assists

1. Delvon Arrington	1998-99	181
2. Charlie Ward	1990-91	103
3. Todd Galloway	2002-03	97
4. Carlton Byrd	1973-74	91
5. LaMarr Greer	1994-95	78
6. Bob Sura	1991-92	76
7. Eugene Harris	1973-74	69
8. Devonaire Deas	1996-97	66
9. James Collins	1993-94	62
Isaiah Swann	2004-05	62

### Steals

1. Charlie Ward	1990-91	71
2. Delvon Arrington	1998-99	64
3. Bob Sura	1991-92	41
4. James Collins	1993-94	37
5. LaMarr Greer	1994-95	34
6. Michael Joiner	2000-01	32
7. Maurice Myrick	1981-82	30
8. Chad Copeland	1989-90	29
9. Alexander Johnson	2003-04	27
10. Chuck Graham	1989-90	26

### Blocked Shots

1. Corey Louis	1994-95	74
2. Karim Shabazz	1997-98	37
3. Rodney Dobard	1989-90	36
4. Andre Reid	1990-91	34
5. Randell Jackson	1995-96	30
6. Michael Joiner	2000-01	26
7. Randy Allen	1983-84	23
8. Derrick Carroll	1992-93	21
9. Alexander Johnson	2003-04	20
10. Jerome Fitchett	1984-85	16
Ryan Reid	2006-07	16

### Field Goals Made

1. Chuck Graham	1989-90	126
2. Bob Sura	1991-92	124
3. Corey Louis	1994-95	120
4. Jim Lyttle	1965-66	116
5. James Collins	1993-94	110
6. Michael Joiner	2000-01	109
Randy Allen	1983-84	109
8. Wayne Smalls	1973-74	105
9. Harry Davis	1974-75	104
10. Alexander Johnson	2003-04	103

### Field Goal Attempts

1. James Collins	1993-94	270
2. Chuck Graham	1989-90	269
3. Bob Sura	1991-92	269
4. Corey Louis	1994-95	267
5. Jim Lyttle	1965-66	254
6. Michael Joiner	2000-01	254
7. Wayne Smalls	1973-74	244
Von Wafer	2003-04	244
9. Randy Allen	1983-84	211
Anthony Richardson	2001-02	211

### 3-Pointers Made

1. Von Wafer	2003-04	43
2. James Collins	1993-94	39
3. Bob Sura	1991-92	38
4. Geoff Brower	1995-96	27
5. Derrick Carroll	1992-93	26
6. Anthony Richardson	2001-02	24
LaMarr Greer	1994-95	24
8. Todd Galloway	2002-03	23
9. Isaiah Swann	2004-05	17
10. Delvon Arrington	1998-99	16

### 3-Point Attempts

1. Von Wafer	2003-04	132
2. James Collins	1993-94	120
3. Bob Sura	1991-92	98
4. Anthony Richardson	2001-02	81
5. Derrick Carroll	1992-93	79
6. Geoff Brower	1995-96	71
7. LaMarr Greer	1994-95	66
8. Delvon Arrington	1998-99	61
9. Todd Galloway	2002-03	58
10. Isaiah Swann	2004-05	51

### Free Throws Made

1. Alexander Johnson	2003-04	106
2. Bob Sura	1991-92	94
3. Jim Oler	1952-53	90
4. Jim Lyttle	1965-66	88
5. Charlie Ward	1990-91	67
6. Granville Arnold	1982-83	57
7. Corey Louis	1994-95	54
8. Delvon Arrington	1998-99	52
9. Jerome Fitchett	1984-85	51
Chuck Graham	1989-90	51

### Free Throw Attempts

1. Alexander Johnson	2003-04	157
2. Bob Sura	1991-92	150
3. Jim Oler	1952-53	118
4. Jim Lyttle	1965-66	116
5. Karim Shabazz	1997-98	90
6. Charlie Ward	1990-91	87
7. Corey Louis	1994-95	76
8. Granville Arnold	1982-83	74
Jerome Fitchett	1984-85	74
Delvon Arrington	1998-99	74

## SOPHOMORES

### Total Points

1. Bob Sura	1992-93	675
2. Ron King	1970-71	589
3. Dave Fedor	1959-60	530
4. Doug Edwards	1990-91	524
5. Hugh Durham	1956-57	509
6. Dave Cowens	1967-68	508
7. James Collins	1994-95	487
8. Reggie Royals	1970-71	471
9. Ham Wernke	1952-53	468
10. Larry Warren	1973-74	440

### Points Per Game

1. Ron King	1970-71	22.7
2. Ham Wernke	1952-53	21.3
3. Dave Fedor	1959-60	21.2
4. Bob Sura	1992-93	19.9
5. Hugh Durham	1956-57	19.6
6. Dave Cowens	1967-68	18.8
7. Reggie Royals	1970-71	18.1
8. James Collins	1994-95	18.0
9. Larry Warren	1973-74	16.9
10. Jim Oler	1953-54	16.6

### Rebounds

1. Dave Cowens	1967-68	456
2. Dave Fedor	1959-60	400
3. Reggie Royals	1970-71	390
4. Lawrence McCray	1971-72	263
5. Greg Grady	1973-74	250
6. Doug Edwards	1990-91	227
7. Jan Gies	1967-68	221
8. Bob Sura	1992-93	209
9. Zach Perkins	1973-74	207
10. David Thompson	1975-76	203

### Rebounds Per Game

1. Dave Cowens	1967-68	17.0
2. Dave Fedor	1959-60	16.0
3. Reggie Royals	1970-71	15.0
4. Greg Grady	1973-74	9.6
5. Jan Gies	1967-68	8.2
6. Lawrence McCray	1971-72	8.2
7. Zach Perkins	1973-74	8.0
Karim Shabazz	1998-99	8.0
9. Jerry Shirley	1962-63	7.9
10. David Thompson	1975-76	7.5

### Assists

1. Otto Petty	1970-71	227
2. Delvon Arrington	1999-00	182
3. Tony Jackson	1977-78	166
4. Skip Young	1968-69	155
5. LaMarr Greer	1995-96	131
6. Charlie Ward	1991-92	122
7. Tony William	1981-82	111
8. Wayne Smalls	1974-75	110
9. Bobby Parks	1978-79	97
10. Bob Sura	1992-93	92

### Steals

1. Charlie Ward	1991-92	75
2. Tony Jackson	1977-78	73
3. Tony William	1981-82	66
4. Bob Sura	1992-93	54
5. Isaiah Swann	2005-06	47
6. Tharon Mayes	1987-88	45
7. Delvon Arrington	1999-00	44
8. Ed Chatman	1978-79	42
9. Randy Allen	1984-85	37
James Collins	1994-95	37

### Blocked Shots

1. Rodney Dobard	1990-91	47
2. Randell Jackson	1996-97	46
3. Mike Mathews	2000-01	44
4. Corey Louis	1995-96	43
Delvon Anderson	1999-00	43
6. Doug Edwards	1990-91	36
7. Anthony Richardson	2002-03	33
8. Andre Reid	1991-92	32
9. Randy Allen	1984-85	28
10. Jerome Fitchett	1985-86	24

### Field Goals Made

1. Ron King	1970-71	262
2. Bob Sura	1992-93	241
3. Dave Fedor	1959-60	214
4. Dave Cowens	1967-68	206
5. Doug Edwards	1990-91	200
6. Reggie Royals	1970-71	191
7. Randy Allen	1984-85	187
8. James Collins	1994-95	181
9. Larry Warren	1973-74	179
10. Tony William	1981-82	167

### Field Goal Attempts

1. Bob Sura	1992-93	533
2. Ron King	1970-71	521
3. Dave Fedor	1959-60	453
4. Hugh Durham	1956-57	438
5. Ham Wernke	1952-53	422
6. Larry Warren	1973-74	395
7. Jerry Westhafer	1952-53	391
8. Doug Edwards	1990-91	385
9. Reggie Royals	1970-71	384
10. Dave Cowens	1967-68	383

### 3-Pointers Made

1. Bob Sura	1992-93	73
2. James Collins	1994-95	72
3. Von Wafer	2004-05	65
4. Adrian Crawford	1998-99	64
5. Tharon Mayes	1987-88	46
6. Derrick Carroll	1994-95	42
7. Hugh Graham	1990-91	36
8. Isaiah Swann	2005-06	33
9. Michael Joiner	2001-02	31
Toney Douglas	2006-07	31

### 3-Point Attempts

1. Bob Sura	1992-93	220
2. James Collins	1994-95	164
Von Wafer	2004-05	164
4. Adrian Crawford	1998-99	161
5. Derrick Carroll	1994-95	112
6. Hugh Graham	1990-91	104
7. Tharon Mayes	1987-88	100
8. Isaiah Swann	2005-06	100
9. Geoff Brower	1996-97	84
10. Toney Douglas	2006-07	78

### Free Throws Made

1. Hugh Durham	1956-57	155
2. Jim Oler	1953-54	140
3. Ham Wernke	1952-53	134
4. Bob Sura	1992-93	120
5. Doug Edwards	1990-91	112
6. Dave Fedor	1959-60	102
7. Dave Cowens	1967-68	96
8. Mickey Dillard	1977-78	92
9. Reggie Royals	1970-71	89
10. Jack Davis	1959-60	88
Michael Johnson	1981-82	88

### Free Throw Attempts

1. Hugh Durham	1956-57	213
2. Ham Wernke	1952-53	193
3. Jim Oler	1953-54	188
Bob Sura	1992-93	188
5. Doug Edwards	1990-91	158
6. Jack Davis	1959-60	134
7. Dave Fedor	1959-60	131
8. Dave Cowens	1967-68	131
9. Reggie Royals	1970-71	122
10. Mickey Dillard	1977-78	119



# STATISTICS BY CLASS

## JUNIORS

### Total Points

1. Mickey Dillard.....	1979-80	635
2. Murray Brown.....	1978-79	629
3. Alton Lee Gipson.....	1983-84	626
4. Ron King.....	1971-72	573
Bob Sura.....	1993-94	573
6. Sam Cassell.....	1991-92	570
7. Jim Oler.....	1954-55	549
8. George McCloud.....	1987-88	546
9. Tony Dawson.....	1987-88	536
10. Mitchell Wiggins.....	1981-82	523

### Points Per Game

1. Mitchell Wiggins.....	1981-82	23.8
2. Murray Brown.....	1978-79	21.7
3. Bob Sura.....	1993-94	21.2
4. Jim Oler.....	1954-55	21.1
5. Mickey Dillard.....	1979-80	20.4
6. Dave Cowens.....	1968-69	20.3
7. Alton Lee Gipson.....	1983-84	20.2
8. Mickey Dillard.....	1978-79	20.0
9. Dave Fedor.....	1960-61	19.0
10. Ham Wernke.....	1953-54	18.5
David Thompson.....	1976-77	18.5

### Rebounds

1. Dave Cowens.....	1968-69	437
2. Reggie Royals.....	1971-72	351
3. Dick Artmeier.....	1954-55	339
4. Dave Fedor.....	1960-61	336
5. Daniel Boltz.....	1957-58	303
6. Gary Schull.....	1964-65	273
7. Doug Edwards.....	1991-92	271
8. Greg Grady.....	1974-75	267
9. Michael Polite.....	1989-90	262
10. Willie Williams.....	1968-69	249

### Rebounds Per Game

1. Dave Cowens.....	1968-69	17.5
2. Dave Fedor.....	1960-61	14.0
3. Dick Artmeier.....	1954-55	13.0
4. Daniel Boltz.....	1957-58	12.1
5. Reggie Royals.....	1971-72	11.0
6. Gary Schull.....	1964-65	10.5
7. Greg Grady.....	1974-75	10.3
8. Mitchell Wiggins.....	1981-82	9.7
9. Willie Williams.....	1968-69	9.6
10. Lawrence McCray.....	1972-73	9.3

### Assists

1. Kerry Thompson.....	1996-97	184
2. Otto Petty.....	1971-72	173
3. Tony Jackson.....	1978-79	158
4. Tony William.....	1982-83	156
5. Dean Shaffer.....	1983-84	146
Pee Wee Barber.....	1985-86	146
7. Delvon Arrington.....	2000-01	143
8. Skip Young.....	1969-70	127
9. Bob Sura.....	1993-94	121
10. Sam Cassell.....	1991-92	119

### Steals

1. Tim Pickett.....	2002-03	82
2. Kerry Thompson.....	1996-97	71
3. Dean Shaffer.....	1983-84	70
4. Bob Sura.....	1993-94	65
5. James Collins.....	1995-96	62
6. Terrell Baker.....	1997-98	59
7. Tony Jackson.....	1978-79	58
8. Sam Cassell.....	1991-92	56
Delvon Arrington.....	2000-01	56
10. Mickey Dillard.....	1979-80	53

### Blocked Shots

1. Alton Lee Gipson.....	1983-84	55
2. Andre Reid.....	1993-94	54
3. Rodney Dobard.....	1991-92	46
4. Elvis Rolle.....	1979-80	42
5. Doug Edwards.....	1991-92	41
6. Randell Jackson.....	1997-98	37
7. Mike Mathews.....	2001-02	34
8. Randy Allen.....	1985-86	30
Corey Louis.....	1996-97	30
Alexander Johnson.....	2005-06	30

### Field Goals Made

1. Alton Lee Gipson.....	1983-84	260
2. Ron King.....	1971-72	239
Mickey Dillard.....	1979-80	239
4. Murray Brown.....	1978-79	237
5. David Thompson.....	1976-77	230
6. Mitchell Wiggins.....	1981-82	223
7. Tony Dawson.....	1987-88	212
8. Sam Cassell.....	1991-92	206
9. Pee Wee Barber.....	1985-86	204
10. Dave Cowens.....	1968-69	202
Bob Sura.....	1993-94	202

### Field Goal Attempts

1. Ron King.....	1971-72	558
2. Alton Lee Gipson.....	1983-84	497
3. David Thompson.....	1976-77	495
4. Mickey Dillard.....	1979-80	458
5. Burt Deckel.....	1957-58	457
6. Sam Cassell.....	1991-92	454
7. Tim Pickett.....	2002-03	437
8. Bob Sura.....	1993-94	431
9. Reggie Royals.....	1971-72	415
10. Jim Oler.....	1954-55	414

### 3-Pointers Made

1. Tim Pickett.....	2002-03	84
2. George McCloud.....	1987-88	72
3. James Collins.....	1995-96	69
4. Isaiah Swann.....	2006-07	68
5. Sam Cassell.....	1991-92	58
6. Bob Sura.....	1993-94	52
7. Ron Hale.....	1998-99	39
8. LaMarr Greer.....	1996-97	38
9. Chuck Graham.....	1991-92	36
10. Terrell Baker.....	1997-98	33
Delvon Arrington.....	2000-01	33

### 3-Point Attempts

1. Tim Pickett.....	2002-03	259
2. James Collins.....	1995-96	199
3. Isaiah Swann.....	2006-07	166
4. Sam Cassell.....	1991-92	164
Bob Sura.....	1993-94	164
6. George McCloud.....	1987-88	159
7. Ron Hale.....	1998-99	119
8. Chuck Graham.....	1991-92	108
9. LaMarr Greer.....	1996-97	105
10. Delvon Arrington.....	2000-01	102

### Free Throws Made

1. Jim Oler.....	1954-55	221
2. Murray Brown.....	1978-79	155
3. Mickey Dillard.....	1979-80	151
Mickey Dillard.....	1980-81	151
5. Hugh Durham.....	1957-58	124
6. Al Thornton.....	2005-06	122
7. Alexander Johnson.....	2005-06	120
8. Michael Polite.....	1989-90	117
Bob Sura.....	1993-94	117
10. Ham Wernke.....	1953-54	113

### Free Throw Attempts

1. Jim Oler.....	1954-55	289
2. Murray Brown.....	1978-79	218
3. Mickey Dillard.....	1979-80	197
4. Mickey Dillard.....	1980-81	190
5. Bob Sura.....	1993-94	179
6. Alton Lee Gipson.....	1983-84	173
Michael Polite.....	1989-90	173
8. Alexander Johnson.....	2005-06	170
9. Dave Cowens.....	1968-69	164
Al Thornton.....	2005-06	164

## SENIORS

### Total Points

1. Jim Oler.....	1955-56	742
2. Al Thornton.....	2006-07	690
3. George McCloud.....	1988-89	683
4. Sam Cassell.....	1992-93	641
5. Tony Dawson.....	1988-89	629
6. Murray Brown.....	1979-80	578
7. Pee Wee Barber.....	1986-87	576
8. Alton Lee Gipson.....	1984-85	568
Doug Edwards.....	1992-93	568
10. Tharon Mayes.....	1989-90	559

### Points Per Game

1. Jim Oler.....	1955-56	29.7
2. Tharon Mayes.....	1989-90	23.3
3. George McCloud.....	1988-89	22.8
4. Mitchell Wiggins.....	1982-83	22.7
5. Hugh Durham.....	1958-59	21.9
6. Tony Dawson.....	1988-89	21.0
7. Dave Fedor.....	1961-62	20.4
8. Ham Wernke.....	1954-55	19.7
Al Thornton.....	2006-07	19.7
10. Harry Davis.....	1977-78	19.5

### Rebounds

1. Rick Benson.....	1954-55	447
2. Gary Schull.....	1965-66	432
3. Doug Edwards.....	1992-93	317
4. Willie Williams.....	1969-70	290
5. Michael Polite.....	1990-91	285
6. Reggie Royals.....	1972-73	273
7. Daniel Boltz.....	1958-59	265
8. Elvis Rolle.....	1980-81	264
9. LaMarr McCray.....	1973-74	257
10. Rowland Garrett.....	1971-72	254

### Rebounds Per Game

1. Dave Cowens.....	1969-70	17.2
2. Rick Benson.....	1954-55	16.6
3. Gary Schull.....	1965-66	12.7
4. Daniel Boltz.....	1958-59	11.5
5. Willie Williams.....	1969-70	11.0
6. Reggie Royals.....	1972-73	10.2
7. Dave Fedor.....	1961-62	10.1
8. LaMarr McCray.....	1973-74	9.8
9. Gary Wold.....	1955-56	9.5
10. Doug Edwards.....	1992-93	9.4

### Assists

1. Tony William.....	1983-84	215
2. Tony Jackson.....	1979-80	213
3. Otto Petty.....	1972-73	202
4. Delvon Arrington.....	2001-02	182
5. Kerry Thompson.....	1997-98	172
6. Dean Shaffer.....	1984-85	171
7. Sam Cassell.....	1992-93	170
8. Carlton Byrd.....	1976-77	159
9. Bob Sura.....	1994-95	146
10. Pee Wee Barber.....	1986-87	144

### Steals

1. Dean Shaffer.....	1984-85	82
2. Tim Pickett.....	2003-04	82
3. Terrell Baker.....	1998-99	81
4. Tony Jackson.....	1979-80	80
5. Tony William.....	1983-84	65
6. Delvon Arrington.....	2001-02	62
7. Kerry Thompson.....	1997-98	61
8. James Collins.....	1996-97	60
9. George McCloud.....	1988-89	55
10. David Thompson.....	1977-78	53
Al Thornton.....	2006-07	53

### Blocked Shots

1. Rodney Dobard.....	1997-98	111
2. Alton Lee Gipson.....	1984-85	50
3. Elvis Rolle.....	1980-81	47
Doug Edwards.....	1992-93	47
5. Andre Reid.....	1994-95	44
6. Al Thornton.....	2006-07	40
7. Kyle Mulligan.....	1997-98	39
8. Trevor Harvey.....	2002-03	37
9. Irv Thomas.....	1989-90	34
10. Ron Hale.....	1999-00	31

### Field Goals Made

1. Al Thornton.....	2006-07	244
2. Tony Dawson.....	1988-89	243
3. Alton Lee Gipson.....	1984-85	236
4. Sam Cassell.....	1992-93	234
5. Murray Brown.....	1979-80	230
6. Doug Edwards.....	1992-93	224
7. Harry Davis.....	1977-78	217
8. Jim Oler.....	1955-56	216
Mitchell Wiggins.....	1982-83	216
10. George McCloud.....	1988-89	207
Irv Thomas.....	1989-90	207

### Field Goal Attempts

1. Don Bates.....	1958-59	495
2. Alton Lee Gipson.....	1984-85	489
3. Rick Benson.....	1954-55	471
4. Jim Oler.....	1955-56	470
5. Sam Cassell.....	1992-93	466
6. George McCloud.....	1988-89	462
7. Ham Wernke.....	1954-55	461
8. Tony Dawson.....	1988-89	460
Al Thornton.....	2006-07	460
10. Irv Thomas.....	1989-90	430

### 3-Pointers Made

1. George McCloud.....	1988-89	115
2. Tim Pickett.....	2003-04	110
3. LaRae Davis.....	1986-87	80
4. James Collins.....	1996-97	75
5. Pee Wee Barber.....	1986-87	72
6. Adrian Crawford.....	2000-01	58
Tharon Mayes.....	1989-90	58
8. Aubry Boyd.....	1990-91	55
9. Damos Anderson.....	1999-00	52
10. Bob Sura.....	1994-95	51

### 3-Point Attempts

1. Tim Pickett.....	2003-04	270
2. George McCloud.....	1988-89	262
3. James Collins.....	1996-97	203
4. Aubry Boyd.....	1990-91	178
5. LaRae Davis.....	1986-87	175
6. Adrian Crawford.....	2000-01	166
7. Pee Wee Barber.....	1986-87	161
Tharon Mayes.....	1989-90	161
9. Bob Sura.....	1994-95	158
10. LaMarr Greer.....	1997-98	147

### Free Throws Made

1. Jim Oler.....	1955-56	310
2. Al Thornton.....	2006-07	166
3. Gary Schull.....	1965-66	164
4. Hugh Durham.....	1958-59	162
5. George McCloud.....	1988-89	154
6. Ham Wernke.....	1954-55	132
7. Gary Wold.....	1955-56	129
8. Michael Polite.....	1990-91	124
9. Sam Cassell.....	1992-93	123
Bob Sura.....	1994-95	123

### Free Throw Attempts

1. Jim Oler.....	1955-56	380
2. Gary Schull.....	1965-66	237
3. Al Thornton.....	2006-07	210
4. Hugh Durham.....	1958-59	201
5. Elvis Rolle.....	1980-81	195
6. Michael Polite.....	1990-91	190
7. Gary Wold.....	1955-56	181
8. Bob Sura.....	1994-95	179
9. Harry Davis.....	1977-78	178
10. George McCloud.....	1988-89	176

# YEAR-BY-YEAR ALL-TIME INDIVIDUAL STATISTICS

## 1947-48

Record: 5-13 Home: 5-2 Away: 0-11					
Player	G	FGM	FTM	PTS	AVG
Kratzert	17	58	48	164	9.6
Williams	13	36	38	110	8.5
Dickson	17	33	30	96	5.6
Pavy	16	37	18	92	5.8
Chaudron	17	28	20	76	4.5
Maxwell	12	28	10	66	5.5
McCrary	14	23	18	64	4.6
Hilaman	16	23	16	62	3.9
Wyman	17	20	13	53	3.1
Osteen	11	19	6	44	4.0
Nettles	12	2	6	10	0.8
Wilson	9	2	1	5	0.6
Parker	3	1	2	4	1.3
Calhoun	1	1	0	2	2.0
Pierce	1	1	0	2	2.0
Barnes	1	0	0	0	0.0
Edwards	1	0	0	0	0.0
Schoneck	1	0	0	0	0.0
Williams	1	0	0	0	0.0
Grant	1	0	0	0	0.0
Fellows	1	0	0	0	0.0
Roesch	2	0	0	0	0.0
<b>FSU</b>	<b>18</b>	<b>312</b>	<b>226</b>	<b>850</b>	<b>47.2</b>
<b>Opponents</b>	<b>18</b>	<b>368</b>	<b>242</b>	<b>978</b>	<b>54.3</b>

## 1948-49

Record: 12-12 Home: 8-3 Away: 3-7 Neutral: 1-2					
Player	G	FGM	FTM	PTS	AVG
Benjamin	24	109	30	248	10.3
McLaughlin	21	90	37	217	10.3
Weigle	24	77	52	206	8.6
Adams	23	64	15	143	6.2
Kendall	20	47	36	130	6.5
Pence	17	26	15	67	3.9
Wyman	22	18	20	56	2.5
Pavy	18	16	17	49	2.7
Nettles	19	13	4	30	1.6
Dickson	9	8	4	20	2.2
Kratzert	3	7	5	19	6.3
Hewitt	7	5	7	17	2.4
Folliard	3	5	4	14	4.7
Hilaman	2	1	1	3	1.5
Collins	2	1	0	2	1.0
Stanfill	3	0	2	2	0.7
Fellows	2	0	1	1	0.5
McKay	4	0	1	1	0.3
Falzone	1	0	0	0	0.0
<b>FSU</b>	<b>24</b>	<b>487</b>	<b>251</b>	<b>1225</b>	<b>51.0</b>
<b>Opponents</b>	<b>24</b>	<b>449</b>	<b>316</b>	<b>1214</b>	<b>50.6</b>

## 1949-50

Record: 14-10 Home: 9-1 Away: 4-8 Neutral: 1-1					
Player	G	FGM	FTM	PTS	AVG
McLaughlin	25	138	52	328	13.1
Kendall	25	109	50	268	10.7
Weigle	24	81	76	238	9.9
Benjamin	24	88	27	203	8.5
Dickson	22	36	28	100	4.5
Trobaugh	19	32	11	75	3.9
Hewitt	13	24	14	62	4.8
Pence	22	20	13	53	2.4
Wyman	21	21	9	51	2.4
Fischer	9	15	12	42	4.7
Edmiston	14	5	18	28	2.0
Nettles	14	8	2	18	1.3
Folliard	5	5	1	11	2.2
Cummings	6	2	2	6	1.0
Osha	1	2	1	5	5.0
Mady	1	2	0	4	4.0
<b>FSU</b>	<b>25</b>	<b>588</b>	<b>316</b>	<b>1492</b>	<b>59.7</b>
<b>Opponents</b>	<b>25</b>	<b>502</b>	<b>423</b>	<b>1427</b>	<b>57.1</b>

## 1950-51

Record: 18-9 Home: 8-1 Away: 5-7 Neutral: 5-1					
Player	G	FGM	FTM	PTS	AVG
Hartman	27	185	105	475	17.6
Whitmer	27	137	88	362	13.4
Scott	27	91	36	218	8.1
McLaughlin	21	64	51	179	8.5
Marsee	24	73	31	177	7.4
Trobaugh	27	54	42	150	5.6
Dickson	23	45	32	122	5.3
Fischer	17	25	12	62	3.6
Merriman	5	12	6	30	6.0
Nettles	10	2	3	7	0.7
Quinn	5	3	0	6	1.2
Hewitt	2	1	0	2	1.0
Wyman	5	1	0	2	0.4
Westhafer	1	0	0	0	0.0
<b>FSU</b>	<b>27</b>	<b>693</b>	<b>406</b>	<b>1792</b>	<b>66.4</b>
<b>Opponents</b>	<b>27</b>	<b>639</b>	<b>436</b>	<b>1714</b>	<b>63.5</b>

## 1951-52

Record: 5-20 Home: 2-7 Away: 1-10 Neutral: 2-3							
Player	G	FGM-FGA	Pct.	FTM-FTA	Pct.	PF	Pts.-Avg.
McLaughlin	25	119-352	.338	61-106	.575	93	299-12.0
Whitmer	23	94-315	.295	88-121	.727	81	276-12.0
Westhafer	25	87-278	.313	35-56	.625	53	209-8.4
Fischer	22	77-226	.341	24-54	.444	76	178-8.1
Gordon	15	62-173	.358	24-41	.585	38	148-9.9
Quinn	22	43-181	.238	18-33	.545	82	104-4.7
Benson	17	36-123	.293	10-25	.400	38	82-4.8
Wernke	5	20-71	.282	17-23	.739	18	57-11.4
Pence	18	10-45	.222	8-12	.667	15	28-1.6
Hardesty	8	10-36	.278	4-7	.571	15	24-3.0
Burst	9	5-26	.192	2-2	1.000	17	12-1.4
Richardson	5	3-17	.176	1-2	.500	8	7-1.4
Others	—	19-82	.232	9-23	.391	34	47- —
<b>FSU</b>	<b>25</b>	<b>585-1925</b>	<b>.304</b>	<b>301-505</b>	<b>.596</b>	<b>568</b>	<b>1471-58.8</b>
<b>Opponents</b>	<b>25</b>	<b>663-</b>	<b>—</b>	<b>417-</b>	<b>—</b>	<b>—</b>	<b>1743-69.7</b>

## 1952-53

Record: 11-11 Home: 7-1 Away: 3-10 Neutral: 1-0							
Player	G	FGM-FGA	Pct.	FTM-FTA	Pct.	PF	Pts.-Avg.
Wernke	22	167-422	.396	134-193	.694	71	468-21.3
Westhafer	22	127-391	.325	52-75	.693	65	306-13.9
Oler	20	52-139	.374	90-118	.763	50	194-9.7
Gordon	22	67-196	.342	30-60	.500	63	164-7.5
Benson	21	48-168	.286	34-55	.618	56	130-6.2
Richardson	19	46-142	.324	21-37	.568	37	113-5.9
Wold	15	28-60	.467	34-61	.557	37	90-6.0
Burst	17	15-78	.192	17-30	.567	39	47-2.3
Dellaban	12	18-66	.273	8-10	.800	19	44-3.7
Artmeier	10	7-20	.350	6-9	.667	12	20-2.0
Pence	8	3-11	.273	4-5	.800	5	10-1.3
Others	—	21-71	.296	19-41	.463	24	61- —
<b>FSU</b>	<b>22</b>	<b>599-1764</b>	<b>.339</b>	<b>449-694</b>	<b>.690</b>	<b>462</b>	<b>1647-74.9</b>
<b>Opponents</b>	<b>22</b>	<b>621-1717</b>	<b>.362</b>	<b>436-725</b>	<b>.601</b>	<b>439</b>	<b>1678-76.3</b>

## 1953-54

Record: 13-7 Home: 9-2 Away: 4-5 Neutral: 0-0							
Player	G	FGM-FGA	Pct.	FTM-FTA	Pct.	Pts.-Avg.	
Wernke	20	128-354	.362	113-148	.764	369-18.5	
Oler	20	96-280	.343	140-188	.745	332-16.6	
Benson	19	75-342	.219	45-	—	195-10.3	
Artmeier	19	70-	—	47-	—	187-9.8	
Westhafer	14	47-	—	11-	—	105-7.5	
Burst	19	40-	—	13-	—	93-4.9	
Dellahan	16	31-	—	18-	—	80-5.0	
Gordon	19	30-	—	10-	—	70-3.7	
Wold	13	5-	—	17-	—	27-2.1	
Reeves	11	4-	—	13-	—	21-1.9	
Wursbach	4	4-	—	6-	—	14-3.5	
Nissalki	7	4-	—	4-	—	12-1.7	
Patton	1	0-	—	0-	—	0-0.0	
<b>FSU</b>	<b>20</b>	<b>534-</b>	<b>—</b>	<b>437-</b>	<b>—</b>	<b>1505-75.3</b>	
<b>Opponents</b>	<b>20</b>	<b>520-</b>	<b>—</b>	<b>408-</b>	<b>—</b>	<b>1448-72.4</b>	



# YEAR-BY-YEAR ALL-TIME INDIVIDUAL STATISTICS

## 1954-55

Record: 22-4		Home: 12-0		Away: 8-2		Neutral: 2-2			
Player	G	FGM-FGA	Pct.	FTM-FTA	Pct.	Reb.-Avg.	PF	Pts.-Avg.	
Oler	26	164-414	.396	221-289	.765	76-2.9	65	549-21.1	
Wernke	26	190-461	.412	132-169	.781	130-5.0	81	512-19.7	
Benson	26	170-471	.361	92-147	.626	432-16.6	83	451-17.3	
Artmeier	26	121-397	.305	97-127	.764	339-13.0	88	276-10.6	
Wold	25	59-156	.378	90-124	.726	208-8.3	81	214-8.6	
Williams	26	49-112	.438	23-45	.511	121-4.7	64	194-7.5	
Burst	14	12-56	.214	17-24	.708	41-2.9	18	14-1.0	
Twomey	15	10-34	.294	17-30	.567	37-2.5	13	28-1.9	
Waites	15	9-28	.321	10-11	.909	28-1.9	9	22-1.5	
Wursbach	11	7-18	.389	5-7	.714	19-1.7	10	12-1.1	
Patton	13	2-13	.154	2-7	.286	6-0.5	8	1-0.1	
Garcia	2	1-4	.250	1-2	.500	3-1.5	0	2-1.0	
Alford	2	0-0	.000	0-0	.000	0-0.0	0	0-0.0	
<b>FSU</b>	<b>26</b>	<b>794-2164</b>	<b>.367</b>	<b>707-982</b>	<b>.720</b>	<b>2295-88.3</b>	<b>522</b>	<b>1420-54.6</b>	
<b>Opponents</b>	<b>26</b>	<b>756-2059</b>	<b>.367</b>	<b>539-826</b>	<b>.653</b>	<b>2051-78.9</b>	<b>578</b>	<b>1061-40.8</b>	

## 1955-56

Record: 16-9		Home: 9-0		Away: 5-5		Neutral: 2-4			
Player	G	FGM-FGA	Pct.	FTM-FTA	Pct.	Reb.-Avg.	PF	Pts.-Avg.	
Oler	25	216-470	.460	310-380	.816	136-5.4	61	742-29.7	
Wold	25	116-241	.481	129-181	.713	237-9.5	91	361-14.4	
Artmeier	25	98-261	.375	80-116	.690	167-6.7	90	276-11.0	
Gregory	25	66-163	.405	30-54	.556	121-4.8	67	162-6.5	
Garcia	22	44-145	.303	45-61	.738	49-2.2	40	133-6.0	
Ward	22	45-135	.333	29-43	.674	82-3.7	21	119-5.4	
Williams	20	33-97	.340	34-52	.654	176-8.8	51	100-5.0	
Twomey	20	16-46	.348	6-20	.300	39-2.0	24	38-1.9	
Patton	13	9-28	.321	11-16	.688	17-1.3	19	29-2.2	
Waites	16	10-34	.294	6-16	.375	24-1.5	14	26-1.6	
Wursbach	17	9-16	.563	5-8	.625	18-1.1	11	23-1.4	
Mahoney	9	6-12	.500	2-3	.667	8-0.9	8	14-1.6	
Corso	1	0-0	.000	0-0	.000	0-0.0	0	0-0.0	
Wood	2	0-0	.000	0-0	.000	0-0.0	0	0-0.0	
Team						55-2.2			
<b>FSU</b>	<b>25</b>	<b>668-1648</b>	<b>.405</b>	<b>687-950</b>	<b>.723</b>	<b>1129-45.2</b>	<b>497</b>	<b>2023-80.9</b>	
<b>Opponents</b>	<b>25</b>	<b>710-1703</b>	<b>.417</b>	<b>493-799</b>	<b>.617</b>	<b>1188-47.5</b>	<b>554</b>	<b>1913-76.5</b>	

## 1956-57

Record: 9-17		Home: 5-5		Away: 3-11		Neutral: 1-1			
Player	G	FGM-FGA	Pct.	FTM-FTA	Pct.	Reb.-Avg.	PF	Pts.-Avg.	
Durham	26	117-438	.404	155-213	.728	116-4.5	53	509-19.6	
Waits	25	131-336	.389	101-126	.802	118-4.7	75	363-14.5	
Strom	26	90-175	.514	62-95	.640	237-9.1	74	242-9.3	
Garcia	25	73-239	.306	77-99	.777	50-2.0	48	223-8.9	
Williams	26	67-175	.383	43-78	.551	234-9.0	62	177-6.8	
Ward	24	57-153	.373	15-30	.500	76-3.2	35	129-5.4	
Gregory	24	51-137	.372	18-33	.545	81-3.4	64	120-5.0	
Twomey	18	26-92	.283	42-62	.677	70-3.9	29	94-5.2	
Westhafer	21	17-42	.405	19-33	.576	44-2.1	19	53-2.5	
Williams, J	18	9-36	.250	6-11	.545	12-0.7	10	24-1.3	
Casteel	11	6-28	.214	5-19	.263	53-4.8	27	17-1.5	
<b>FSU</b>	<b>26</b>	<b>704-1862</b>	<b>.380</b>	<b>543-799</b>	<b>.679</b>	<b>1091-42.0</b>	<b>496</b>	<b>1951-75.1</b>	
<b>Opponents</b>	<b>26</b>	<b>763-1981</b>	<b>.396</b>	<b>545-805</b>	<b>.677</b>	<b>1446-55.6</b>	<b>482</b>	<b>2061-79.3</b>	

## 1957-58

Record: 9-16		Home: 8-3		Away: 0-12		Neutral: 1-1			
Player	G	FGM-FGA	Pct.	FTM-FTA	Pct.	Reb.-Avg.	PF	Pts.-Avg.	
Deckel	25	163-457	.357	99-134	.739	202-8.1	425-17.0		
Durham	24	122-377	.324	124-154	.805	95-4.0	368-15.3		
Liteky	25	96-294	.327	76-97	.784	120-4.8	268-10.7		
Strom	25	101-239	.423	50-64	.781	252-10.1	252-10.1		
Boltz	25	61-174	.351	32-58	.552	303-12.1	154-6.2		
Garcia	22	32-111	.288	28-41	.683	43-2.0	92-4.2		
Savage	24	25-110	.227	15-32	.469	46-1.9	65-2.7		
Westhafer	14	8-31	.258	7-13	.538	22-1.6	23-1.6		
Casteel	18	6-23	.261	8-17	.471	41-2.3	20-1.1		
Williams	15	5-32	.156	6-10	.600	9-0.6	16-1.1		
Woodward	3	2-3	.667	2-3	.667	3-1.0	6-2.0		
Rodgers	1	0-0	.000	0-0	.000	0-0.0	0-0.0		
Gregory	1	0-0	.000	0-0	.000	0-0.0	0-0.0		
Team						127-5.1			
<b>FSU</b>	<b>25</b>	<b>621-1851</b>	<b>.335</b>	<b>447-623</b>	<b>.717</b>	<b>1247-49.9</b>	<b>1689-67.6</b>		
<b>Opponents</b>	<b>25</b>	<b>697-1766</b>	<b>.395</b>	<b>454-689</b>	<b>.659</b>	<b>1352-54.1</b>	<b>1848-73.9</b>		

## 1958-59

Record: 8-15		Home: 7-3		Away: 1-10		Neutral: 0-2			
Player	G	FGM-FGA	Pct.	FTM-FTA	Pct.	Reb.-Avg.	PF	Pts.-Avg.	
Durham	23	171-415	.412	162-201	.806	86-3.7	57	504-21.9	
Bates	23	179-495	.362	76-101	.752	102-4.4	75	434-18.9	
Liteky	23	70-176	.398	59-83	.711	115-5.0	74	199-8.7	
Tinsley	21	68-146	.466	27-61	.443	148-7.0	56	163-7.8	
Savage	23	68-196	.347	32-67	.478	131-5.7	67	168-7.3	
Boltz	23	52-153	.340	45-74	.608	264-11.5	95	149-6.5	
Richter	14	30-85	.353	13-30	.433	85-6.1	24	73-5.2	
Williams	20	19-59	.322	12-14	.857	19-1.0	22	50-2.5	
Archer	13	6-16	.375	5-8	.625	17-1.3	11	17-1.3	
Woodward	13	3-13	.231	4-4	1.000	0-0.0	3	10-0.8	
Hohbe	5	1-4	.250	1-2	.500	1-0.2	2	3-0.6	
Hobbs	1	0-0	.000	0-1	.000	0-0.0	0	0-0.0	
<b>FSU</b>	<b>23</b>	<b>667-1758</b>	<b>.379</b>	<b>436-646</b>	<b>.675</b>	<b>1195-52.0</b>	<b>486</b>	<b>1770-77.0</b>	
<b>Opponents</b>	<b>23</b>	<b>698-1684</b>	<b>.414</b>	<b>479-699</b>	<b>.685</b>	<b>1312-57.1</b>	<b>455</b>	<b>1875-81.5</b>	

## 1959-60

Record: 10-15		Home: 7-4		Away: 3-10		Neutral: 0-1			
Player	G	FGM-FGA	Pct.	FTM-FTA	Pct.	Reb.-Avg.	PF	Pts.-Avg.	
Fedor	25	214-453	.472	102-131	.779	400-16.0	530-21.2		
Richter	25	103-235	.438	64-106	.604	185-7.4	270-10.8		
Davis	25	70-227	.308	88-134	.657	80-3.2	228-9.1		
Swain	25	78-206	.379	50-89	.562	175-7.0	206-8.2		
Ashworth	16	76-208	.365	24-41	.585	56-3.5	176-11.0		
Savage	23	53-185	.286	44-68	.647	55-2.4	150-6.5		
Woodward	14	48-109	.440	17-18	.944	13-0.9	113-8.1		
Freudenstein	8	25-68	.368	14-24	.583	21-2.6	64-8.0		
Edney	19	17-48	.354	29-46	.630	30-1.6	63-3.3		
Cotton	8	17-51	.333	12-15	.800	19-2.4	46-5.8		
Whitehead	15	15-36	.417	12-17	.706	38-2.5	42-2.8		
Smith	17	10-36	.278	1-7	.143	24-1.4	21-1.2		
Casteel	12	5-21	.238	9-17	.529	18-1.5	19-1.6		
Team						191-7.6			
<b>FSU</b>	<b>25</b>	<b>731-1883</b>	<b>.388</b>	<b>466-713</b>	<b>.654</b>	<b>1305-52.2</b>	<b>1928-77.1</b>		
<b>Opponents</b>	<b>25</b>	<b>718-1683</b>	<b>.427</b>	<b>514-783</b>	<b>.656</b>	<b>1328-53.1</b>	<b>1950-78.0</b>		

## 1960-61

Record: 14-10		Home: 8-1		Away: 6-7		Neutral: 0-2			
Player	G	FGM-FGA	Pct.	FTM-FTA	Pct.	Reb.-Avg.	PF	Pts.-Avg.	
Fedor	24	185-365	.507	86-107	.804	336-14	70	456-19.0	
Swain	24	168-313	.537	82-124	.661	188-7.8	69	418-17.4	
Long	22	83-179	.464	27-48	.563	81-3.7	60	193-8.8	
Davis	24	44-117	.376	78-102	.765	68-2.8	53	166-6.9	
Ashworth	23	45-137	.328	31-43	.721	57-2.5	53	121-5.3	
Coogee	22	36-80	.450	41-64	.641	64-2.9	45	113-5.1	
Edney	18	21-57	.368	34-56	.607	28-1.6	22	76-4.2	
Smith	10	15-34	.441	8-12	.667	18-1.8	17	38-3.8	
Others	—	75-185	.405	55-78	.705	78	62	205	—
<b>FSU</b>	<b>24</b>	<b>672-1467</b>	<b>.458</b>	<b>442-634</b>	<b>.697</b>	<b>1054-43.9</b>	<b>451</b>	<b>1786-74.4</b>	
<b>Opponents</b>	<b>24</b>	<b>629-1501</b>	<b>.419</b>	<b>411-629</b>	<b>.653</b>	<b>1023-42.6</b>	<b>467</b>	<b>1669-69.5</b>	

## 1961-62

Record: 15-8		Home: 8-2		Away: 7-6		Neutral: 0-0			
Player	G	FGM-FGA	Pct.	FTM-FTA	Pct.	Reb.-Avg.	PF	Pts.-Avg.	
Fedor	23	186-356	.522	98-125	.734	233-10.1	53	470-20.4	
Swain	23	157-274	.573	62-91	.681	171-7.4	63	376-16.3	
Long	23	128-260	.492	53-74	.716	95-4.1	69	309-13.4	
Ricketts	21	62-112	.554	47-72	.653	62-2.9	32	171-8.1	
Ashworth	23	44-109	.404	28-40	.700	54-1.2	45	116-5.0	
Davis	22	39-95	.411	25-39	.641	49-2.2	45	103-4.7	
Reeves	17	31-57	.544	20-35	.571	46-2.7	16	82-4.8	
Ek	16	22-41	.537	7-12	.583	22-1.4	11	51-3.2	
Dale									

# YEAR-BY-YEAR ALL-TIME INDIVIDUAL STATISTICS

## 1962-63

Record: 15-10		Home: 8-3		Away: 4-7		Neutral: 3-0					
Player	G	FGM-FGA	Pct.	FTM-FTA	Pct.	Reb.-Avg.	PF	Pts.-Avg.			
Long	24	159-351	.511	77-109	.706	123-5.1	70	395-16.5			
Shirley	25	118-235	.502	45-60	.750	199-7.9	67	281-11.2			
Rogers	25	106-226	.469	57-85	.671	114-4.6	62	269-10.8			
Reeves	24	70-130	.538	48-87	.552	115-4.8	32	188-7.8			
Huge	25	78-192	.406	20-36	.556	126-5.1	78	176-7.1			
Dale	24	57-135	.422	17-28	.607	53-2.2	69	131-5.5			
Gonzalez	17	30-67	.448	21-41	.512	48-2.8	27	81-4.8			
Ek	20	27-65	.415	13-23	.565	48-2.4	23	67-3.4			
Rickettes	6	18-37	.486	20-26	.769	18-3.0	16	56-9.3			
Winter	13	18-50	.360	7-9	.778	8-0.6	14	43-3.3			
Lovell	21	19-51	.373	4-9	.444	33-1.6	22	42-2.0			
Coogle	2	6-12	.500	0-1	.000	5-2.5	5	12-6.0			
Giswold	7	1-2	.500	1-4	.250	3-0.4	5	3-0.4			
<b>FSU</b>	<b>25</b>	<b>707-1513</b>	<b>.467</b>	<b>330-517</b>	<b>.638</b>	<b>1047-41.9</b>	<b>448</b>	<b>1744-69.8</b>			
<b>Opponents</b>	<b>25</b>	<b>599-1434</b>	<b>.418</b>	<b>482-678</b>	<b>.717</b>	<b>977-39.1</b>	<b>421</b>	<b>1680-67.2</b>			

## 1963-64

Record: 11-14		Home: 9-1		Away: 1-12		Neutral: 1-1					
Player	G	FGM-FGA	Pct.	FTM-FTA	Pct.	Reb.-Avg.	PF	Pts.-Avg.			
Schull	25	128-257	.499	67-96	.698	179-7.2	66	323-12.9			
Rogers	25	132-281	.469	54-81	.667	137-5.5	76	318-12.7			
Shirley	25	113-259	.436	59-68	.868	155-6.2	63	285-11.4			
Gonzalez	25	78-166	.469	59-73	.808	81-3.2	42	215-8.6			
Peacock	23	79-159	.496	39-51	.765	44-1.9	53	197-8.6			
Lovell	21	69-133	.518	27-40	.675	57-2.7	31	165-7.9			
Huge	25	51-135	.377	21-30	.700	98-3.9	84	123-4.9			
Leakley	21	30-94	.319	28-36	.778	30-1.4	16	88-4.2			
Ek	21	21-52	.404	9-15	.600	19-9	13	51-2.4			
Phillips	14	12-23	.522	18-34	.529	39-2.8	13	42-3.0			
Wallace	7	7-10	.700	2-4	.500	10-1.4	8	16-2.3			
Hinton	3	0-0	.000	1-1	1.000	2-7	3	1-3			
Others	—	4-14	.286	3-3	1.000	3-—	3	11-—			
<b>FSU</b>	<b>25</b>	<b>724-1583</b>	<b>.457</b>	<b>387-532</b>	<b>.727</b>	<b>975-39</b>	<b>471</b>	<b>1835-73.4</b>			
<b>Opponents</b>	<b>25</b>	<b>686-1561</b>	<b>.439</b>	<b>466-637</b>	<b>.730</b>	<b>1074-42.9</b>	<b>447</b>	<b>1838-73.4</b>			

## 1964-65

Record: 16-10		Home: 9-1		Away: 4-5		Neutral: 3-4					
Player	G	FGM-FGA	Pct.	FTM-FTA	Pct.	Reb.-Avg.	PF	Pts.-Avg.			
Shirley	23	146-300	.486	57-70	.814	168-7.3	72	349-15.2			
Schull	26	120-263	.456	85-128	.663	273-10.5	71	325-12.5			
Malmen	26	132-314	.420	58-69	.841	122-4.7	78	322-12.4			
Lovell	25	88-172	.511	44-67	.657	74-2.9	53	220-8.8			
Gonzalez	25	62-170	.364	75-103	.728	68-2.7	50	199-7.9			
Peacock	26	68-150	.453	42-64	.656	59-2.3	77	178-6.8			
Leakley	25	51-110	.463	25-29	.862	25-1.0	22	127-5.1			
Fairchild	18	13-36	.361	16-22	.727	37-2.1	36	42-2.3			
Phillips	24	13-39	.333	10-21	.476	43-1.8	41	36-1.5			
Murphy	17	2-17	.118	13-20	.650	17-1.0	18	17-1.0			
Rogers	3	1-1	1.000	0-0	.000	0-0	0	2-7			
Detmer	1	1-2	.500	0-0	.000	2-5.0	2	2-2.0			
<b>FSU</b>	<b>26</b>	<b>697-1574</b>	<b>.444</b>	<b>425-593</b>	<b>.716</b>	<b>1058-40.6</b>	<b>520</b>	<b>1819-69.9</b>			
<b>Opponents</b>	<b>26</b>	<b>629-1444</b>	<b>.434</b>	<b>505-704</b>	<b>.717</b>	<b>1001-38.5</b>	<b>490</b>	<b>1763-67.8</b>			

## 1965-66

Record: 15-11		Home: 13-1		Away: 1-8		Neutral: 1-2					
Player	G	FGM-FGA	Pct.	FTM-FTA	Pct.	Reb.-Avg.	PF	Pts.-Avg.			
Schull	25	155-302	.514	164-237	.687	317-12.7	62-3	474-19.0			
Lytle	25	116-254	.457	88-116	.759	57-2.3	65-4	320-12.8			
Peacock	25	122-257	.475	59-78	.756	131-5.2	74-3	303-12.1			
Stewart	24	77-159	.484	58-82	.716	65-2.7	90-9	212-8.8			
Glenn	23	58-130	.446	16-20	.800	58-2.5	29-0	132-5.5			
Malmen	13	44-104	.423	9-17	.529	48-3.7	32-2	97-7.5			
Phillips	18	29-66	.439	21-40	.525	67-3.7	45-1	79-4.4			
Murphy	25	21-55	.382	23-35	.657	42-1.7	39-2	65-2.6			
Leakey	14	19-56	.339	21-25	.840	14-1.0	12-0	59-4.2			
Biggs	21	20-43	.465	13-18	.722	59-2.8	28-0	53-2.7			
Danford	17	16-43	.372	13-19	.684	54-3.2	24-0	45-2.4			
Doyle	12	11-27	.407	9-17	.529	30-2.5	16-0	31-2.8			
Fairchild	9	6-27	.269	10-15	.714	17-1.9	21-0	22-2.4			
Bloodworth	7	2-12	.167	1-1	1.000	7-1.0	5-0	5-0.7			
<b>FSU</b>	<b>26</b>	<b>696-1,533</b>	<b>.454</b>	<b>507-720</b>	<b>.701</b>	<b>1,109-44.4</b>	<b>553</b>	<b>75.9-75.9</b>			
<b>Opponents</b>	<b>26</b>	<b>647-1,462</b>	<b>.443</b>	<b>483-714</b>	<b>.676</b>	<b>991-39.6</b>	<b>542</b>	<b>71.1-71.1</b>			

## 1966-67

Record: 11-15		Home: 7-3		Away: 4-12		Neutral: 0-0					
Player	G	FGM-FGA	Pct.	FTM-FTA	Pct.	Reb.-Avg.	PF	Pts.-Avg.			
Glenn	25	177-376	.471	36-45	.800	184-7.4	50	390-15.6			
Hogan	26	143-292	.490	85-115	.739	81-3.1	59	372-14.3			
Morrison	26	117-303	.386	62-81	.765	70-2.7	80	296-11.4			
Stewart	26	102-229	.445	73-113	.646	108-4.2	98	277-10.7			
Danford	26	92-182	.505	51-84	.607	197-7.6	103	235-9.0			
Doyle	24	45-91	.495	41-66	.621	83-3.5	59	131-5.5			
Ross	25	23-62	.371	33-44	.750	84-3.4	45	79-3.2			
Murphy	24	15-44	.341	19-30	.633	49-2.0	34	49-2.0			
Summers	7	3-5	.600	0-1	.000	3-0.43	1	6-0.86			
Campbell	3	0-6	.000	0-0	.000	6-2.0	2	0-0.0			
Others	5	4-8	.500	2-2	1.000	7-1.4	4	10-2.0			
<b>FSU</b>	<b>26</b>	<b>721-1596</b>	<b>.452</b>	<b>402-581</b>	<b>.672</b>	<b>1037-39.9</b>	<b>533</b>	<b>1844-71.0</b>			
<b>Opponents</b>	<b>26</b>	<b>725-1634</b>	<b>.444</b>	<b>486-702</b>	<b>.692</b>	<b>1200-50.0</b>	<b>455</b>	<b>1936-74.5</b>			

## 1967-68

Record: 19-8		Home: 12-1		Away: 5-5		Neutral: 2-2					
Player	G	FGM-FGA	Pct.	FTM-FTA	Pct.	Reb.-Avg.	PF	Pts.-Avg.			
Cowens	27	206-383	.538	96-131	.733	456-17.0	103	508-18.8			
Hogan	27	168-348	.483	91-110	.827	60-2.2	64	427-15.8			
Gies	27	128-231	.555	86-108	.796	221-8.2	54	342-12.7			
Stewart	27	103-223	.462	60-82	.732	93-3.4	88	266-9.9			
Danford	27	96-189	.508	48-80	.600	222-8.2	86	240-8.9			
Klay	27	99-220	.450	24-34	.706	98-3.6	44	222-8.2			
Cable	26	62-126	.492	42-50	.840	26-1.0	36	166-6.4			
Depathy	27	53-123	.431	24-40	.600	46-1.7	27	130-4.8			
Ross	23	22-66	.333	34-56	.607	74-3.2	40	78-3.4			
Reynolds	15	13-36	.361	16-26	.615	7-0.5	11	42-2.8			
Doyle	17	5-13	.385	5-5	1.000	24-1.4	7	15-0.9			
Barrow	3	1-2	.500	0-0	.000	0-0	1	2-0.67			
<b>FSU</b>	<b>27</b>	<b>956-1960</b>	<b>.490</b>	<b>526-722</b>	<b>.730</b>	<b>1388-51.4</b>	<b>561</b>	<b>2438-90.3</b>			
<b>Opponents</b>	<b>27</b>	<b>793-1911</b>	<b>.415</b>	<b>532-736</b>	<b>.723</b>	<b>1134-42.0</b>	<b>534</b>	<b>2118-78.4</b>			

## 1968-69

Record: 18-8		Home: 10-3		Away: 6-5		Neutral: 2-0					
Player	G	FGM-FGA	Pct.	FTM-FTA	Pct.	Reb.-Avg.	PF	AT	Pts.-Avg.		
Cowens	25	202-384	.526	104-164	.634	437-17.5	76	71	508-20.3		
Young	26	157-336	.467	76-102	.745	115-4.5	75	155	390-15.0		
Hogan	26	155-335	.463	56-80	.700	55-2.1	64	78	366-14.1		
Klay	25	94-198	.475	27-36	.750	93-3.7	50	24	215-8.6		
Williams	26	83-191	.435	37-71	.521	249-9.6	76	23	211-8.1		
Gies	26	80-129	.620	40-62	.645	128-4.9	55	21	200-7.7		
Cable	26	48-114	.421	29-40	.725	15-0.6	17	20	125-4.8		
Burt	23	46-124	.371	18-37	.486	81-3.5	44	18	110-4.8		
Bush	19	41-88	.466	13-21	.619	39-2.0	20	17	97-5.1		
Reynolds	13	11-36	.306	2-4	.500	12-0.9	4	7	24-1.8		
Macomber	12	5-12	.417	2-5	.400	11-0.9	6	0	12-1.0		
Macklin	7	3-15	.200	4-8	.500	7-1.0	3	2	10-1.4		
Kimrey	4	0-3	.000	3-4	.750	1-0.3	0	0	3-0.8		
<b>FSU</b>	<b>26</b>	<b>925-1965</b>	<b>.471</b>	<b>412-633</b>	<b>.651</b>	<b>1336-51.4</b>	<b>494</b>	<b>436</b>	<b>2260-86.9</b>		
<b>Opponents</b>	<b>26</b>	<b>774-1708</b>	<b>.453</b>	<b>498-688</b>	<b>.724</b>	<b>1039-40.0</b>	<b>467</b>	<b>308</b>	<b>2056-79.1</b>		

## 1969-70

Record: 23-3		Home: 12-0		Away: 9-3		Neutral: 2-0					
Player	G	FGM-FGA	Pct.	FTM-FTA	Pct.	Reb.-Avg.	PF	AT	Pts.-Avg.		
Cowens	26	174-355	.490	115-169							



# YEAR-BY-YEAR ALL-TIME INDIVIDUAL STATISTICS

## 1970-71

Record: 17-9		Home: 12-2		Away: 4-5		Neutral: 1-2							
Player	G	FGM-FGA	Pct.	FTM-FTA	Pct.	Reb.-Avg.	PF	AT	Pts.-Avg.				
King	26	262-521	.503	65-91	.714	130-5.0	54	51	589-22.7				
Royals	26	191-384	.497	89-122	.730	390-15.0	90	36	471-18.1				
Ellyz	26	142-268	.534	77-126	.611	208-8.0	57	42	361-13.9				
Garrett	26	130-269	.483	68-104	.654	213-8.2	69	36	328-12.5				
Petty	26	75-172	.436	47-60	.783	64-2.5	65	227	197-7.6				
Harris	26	60-140	.429	14-25	.560	99-3.8	25	28	134-5.2				
Young	22	53-141	.376	7-13	.538	35-1.6	50	38	113-5.1				
Gay	20	29-60	.483	11-18	.611	55-2.8	21	13	69-3.5				
Samuel	15	21-62	.339	15-18	.833	14-0.9	12	15	57-3.8				
Burt	13	16-38	.421	2-4	.500	24-1.8	8	7	34-2.6				
Macomber	13	8-22	.364	5-10	.500	27-2.1	11	6	21-1.6				
Nemergut	1	1-3	.333	0-1	.000	1-1.0	0	0	2-2.0				
Glover	1	2-2	1.000	0-0	.000	0-0.0	0	0	4-4.0				
<b>FSU</b>	<b>26</b>	<b>990-2082</b>	<b>.476</b>	<b>400-592</b>	<b>.675</b>	<b>1388-53.4</b>	<b>462</b>	<b>499</b>	<b>2380-91.5</b>				
<b>Opponents</b>	<b>26</b>	<b>842-1943</b>	<b>.433</b>	<b>401-612</b>	<b>.655</b>	<b>1208-46.5</b>	<b>534</b>	<b>389</b>	<b>2085-80.2</b>				

## 1971-72

Record: 27-6		Home: 11-1		Away: 6-4		Neutral: 10-1							
Player	G	FGM-FGA	Pct.	FTM-FTA	Pct.	Reb.-Avg.	PF	AT	Pts.-Avg.				
King	32	239-558	.428	95-126	.754	192-6.0	58	69	573-17.9				
Royals	32	196-415	.472	109-159	.686	351-11.0	101	85	501-15.7				
Garrett	32	169-352	.480	80-109	.734	253-7.9	76	57	418-13.0				
McCray	32	166-300	.554	52-89	.584	263-8.2	106	32	384-12.0				
Harris	32	104-232	.448	50-74	.676	161-5.0	56	52	258-8.1				
Samuel	30	71-152	.467	55-74	.743	50-1.6	30	120	197-6.2				
Petty	31	66-149	.443	72-101	.713	63-2.0	68	173	204-6.4				
Cole	32	68-150	.453	35-47	.745	59-1.8	42	41	171-5.3				
Gay	22	28-52	.538	10-16	.625	42-1.3	22	3	66-2.1				
Amick	11	3-10	.300	3-3	1.000	5-0.5	5	1	9-0.8				
Calkin	3	0-0	.000	0-1	.000	1-0.3	0	1	0-0.0				
Fryer	2	0-1	.000	0-1	.000	1-0.5	0	0	0-0.0				
Wright	2	0-1	.000	0-0	.000	2-1.0	0	0	0-0.0				
<b>FSU</b>	<b>33</b>	<b>1110-2372</b>	<b>.468</b>	<b>561-800</b>	<b>.701</b>	<b>1608-50.3</b>	<b>564</b>	<b>634</b>	<b>2781-86.9</b>				
<b>Opponents</b>	<b>33</b>	<b>904-2153</b>	<b>.420</b>	<b>478-722</b>	<b>.662</b>	<b>1386-43.3</b>	<b>597</b>	<b>470</b>	<b>2286-71.4</b>				

## 1972-73

Record: 18-8		Home: 11-1		Away: 2-3		Neutral: 5-4							
Player	G	FGM-FGA	Pct.	FTM-FTA	Pct.	Reb.-Avg.	PF	AT	Pts.-Avg.				
Royals	26	193-382	.510	44-68	.647	265-10.2	75	81	430-16.5				
McCray	26	170-293	.580	41-71	.577	242-9.3	77	9	381-14.7				
Cole	26	138-283	.488	28-40	.700	75-2.9	67	77	304-11.7				
Clyde	19	111-216	.514	25-37	.676	131-6.9	50	37	247-13.0				
Petty	25	86-209	.411	32-50	.640	55-2.2	69	202	204-8.2				
Johnson	26	86-172	.500	27-47	.574	155-6.0	32	23	199-7.7				
Gay	22	45-104	.433	14-30	.467	83-3.8	3	26	101-4.6				
Grady	21	38-58	.655	23-42	.548	73-3.5	17	7	99-4.7				
King	6	41-91	.451	8-13	.615	17-3.3	10	8	90-15.0				
Burke	22	27-63	.429	5-6	.833	17-0.8	14	39	59-2.7				
Stitt	2	2-7	.286	0-0	.000	2-1.0	0	0	4-2.0				
Brownyard	5	1-5	.200	0-0	.000	0-0.0	2	0	2-0.4				
Perkins	3	0-2	.000	0-0	.000	1-0.3	0	1	0-0.0				
<b>FSU</b>	<b>26</b>	<b>938-1886</b>	<b>.498</b>	<b>244-401</b>	<b>.608</b>	<b>1250-48.0</b>	<b>452</b>	<b>513</b>	<b>2120-81.6</b>				
<b>Opponents</b>	<b>26</b>	<b>779-1817</b>	<b>.429</b>	<b>302-427</b>	<b>.707</b>	<b>1022-39.3</b>	<b>443</b>	<b>367</b>	<b>1860-71.5</b>				

## 1973-74

Record: 18-8		Home: 10-0		Away: 2-5		Neutral: 6-3							
Player	G	FGM-FGA	Pct.	FTM-FTA	Pct.	Reb.-Avg.	PF	AT	Pts.-Avg.				
Warren	26	179-395	.453	82-103	.796	161-6.2	78	68	440-16.9				
Cole	26	158-365	.433	34-47	.723	80-3.1	61	96	350-13.5				
McCray	26	156-303	.514	34-63	.540	254-9.8	89	14	346-13.3				
Grady	26	115-209	.551	45-65	.692	250-9.6	51	24	275-10.6				
Smalls	26	105-244	.430	23-30	.767	54-2.1	48	43	233-9.0				
Perkins	26	98-203	.482	34-51	.667	207-8.0	62	20	230-8.8				
Harris	26	65-128	.508	48-59	.814	50-1.9	68	69	178-6.8				
Byrd	26	58-132	.439	27-37	.730	39-1.5	35	91	143-5.5				
Aldridge	14	13-31	.419	13-16	.813	18-1.4	4	5	39-2.8				
Chassee	14	16-26	.615	3-12	.250	24-1.7	10	3	35-2.5				
Burke	6	6-12	.500	0-0	.000	4-0.7	0	2	12-2.0				
Harrison	4	2-3	.667	2-5	.400	5-0.8	1	1	6-1.5				
Brownyard	4	0-1	.000	2-3	.667	0-0.0	2	1	2-0.5				
Abraham	4	0-3	.000	0-0	.000	2-0.5	0	0	0-0.0				
Stitt	1	0-0	.000	0-0	.000	0	0	0	0-0.0				
<b>FSU</b>	<b>26</b>	<b>971-2055</b>	<b>.472</b>	<b>347-491</b>	<b>.707</b>	<b>1230-47.3</b>	<b>509</b>	<b>436</b>	<b>2289-88.0</b>				
<b>Opponents</b>	<b>26</b>	<b>856-1903</b>	<b>.444</b>	<b>333-487</b>	<b>.684</b>	<b>1100-42.3</b>	<b>544</b>	<b>342</b>	<b>2045-78.8</b>				

## 1974-75

Record: 18-8		Home: 15-1		Away: 3-7		Neutral: 0-0							
Player	G	FGM-FGA	Pct.	FTM-FTA	Pct.	Reb.-Avg.	PF	AT	Pts.-Avg.				
Warren	25	172-363	.474	56-72	.778	139-5.6	82	60	400-16.0				
Grady	26	154-265	.581	37-65	.569	267-10.3	72	23	345-13.3				
Smalls	26	141-314	.449	33-43	.767	68-2.6	61	110	315-12.1				
Perkins	26	126-255	.494	49-79	.620	191-7.3	70	42	301-11.6				
Davis	26	104-185	.562	27-41	.659	147-5.7	53	34	235-9.0				
Harris	26	91-179	.508	41-61	.672	80-3.1	77	73	223-8.6				
Mann	25	58-117	.496	16-25	.640	59-2.4	53	17	132-5.3				
Byrd	26	52-108	.481	23-41	.561	15-0.6	30	60	127-4.9				
Chassee	19	17-31	.548	8-18	.444	38-2.0	12	6	42-2.2				
Stitt	12	12-26	.462	0-1	.000	2-0.2	2	0	24-2.0				
Gilbert	6	2-2	1.000	3-7	.429	1-0.2	0	0	7-1.2				
Harrison	4	2-5	.400	0-2	.000	6-1.5	2	0	4-1.0				
Brodie	4	1-8	.125	1-1	1.000	6-1.5	3	0	3-0.8				
<b>FSU</b>	<b>26</b>	<b>932-1858</b>	<b>.502</b>	<b>294-456</b>	<b>.645</b>	<b>1099-42.3</b>	<b>571</b>	<b>425</b>	<b>2158-83.0</b>				
<b>Opponents</b>	<b>26</b>	<b>766-1732</b>	<b>.442</b>	<b>330-474</b>	<b>.696</b>	<b>1019-39.2</b>	<b>521</b>	<b>335</b>	<b>1862-71.6</b>				

## 1975-76

Record: 21-6		Home: 13-0		Away: 6-3		Neutral: 2-3							
Player	G	FGM-FGA	Pct.	FTM-FTA	Pct.	Reb.-Avg.	PF	AT	Pts.-Avg.				
Thompson	27	166-356	.466	58-78	.744	203-7.5	65	52	390-14.4				
Davis	27	143-224	.638	45-71	.634	167-6.2	80	65	331-12.3				
Warren	27	122-311	.392	24-37	.649	102-3.8	58	52	268-9.9				
Grady	27	94-176	.534	32-48	.667	203-7.5	66	25	220-8.1				
Harris	27	86-174	.494	44-58	.759	70-2.6	71	53	216-8.0				
Allen	26	89-169	.527	37-50	.740	79-3.0	63	28	215-8.3				
Byrd	26	84-167	.503	40-55	.727	35-1.3	41	91	208-8.0				
Smalls	25	82-160	.513	20-31	.645	22-0.9	39	45	184-7.4				
Perkins	27	69-166	.416	34-58	.586	126-4.7	59	24	172-6.4				
Smith	20	21-39	.538	16-21	.762	51-2.6	41	24	58-2.9				
Kundid	6	0-7	.000	0-0	.000	3-0.5	2	0	0-0.0				
<b>FSU</b>	<b>27</b>	<b>956-1949</b>	<b>.491</b>	<b>350-507</b>	<b>.690</b>	<b>1168-43.3</b>	<b>585</b>	<b>459</b>	<b>2264-83.9</b>				
<b>Opponents</b>	<b>27</b>	<b>751-1668</b>	<b>.450</b>	<b>360-540</b>	<b>.667</b>	<b>980-36.3</b>	<b>538</b>	<b>361</b>	<b>1862-68.9</b>				

## 1976-77

Record: 16-11		Home: 8-2		Away: 4-5		Neutral: 4-4							
Player	G	FGM-FGA	Pct.	FTM-FTA	Pct.	Reb.-Avg.	PF	AT	Pts.-Avg.				

# YEAR-BY-YEAR ALL-TIME INDIVIDUAL STATISTICS

## 1977-78

Record: 23-6 Home: 10-1 Away: 7-2 Neutral: 6-3

Player	G	Min.	FGM-FGA	Pct.	FTM-FTA	Pct.	Reb.-Avg.	PF-DQ	AT	BL	ST	Pts.-Avg.
Davis	28	941	217-376	.577	112-178	.629	208-7.4	73-2	36	14	34	546-19.5
Thompson	29	850	175-362	.483	49-69	.710	211-7.2	83-1	28	13	52	399-13.7
Dillard	29	661	153-282	.542	92-119	.773	74-2.5	92-3	64	8	31	398-13.7
Harris	28	724	153-314	.487	33-51	.647	85-3.0	73-3	56	2	40	339-12.1
Anderson	29	905	93-167	.556	49-60	.816	193-6.6	72-1	36	11	26	235-8.1
Brown	28	402	61-98	.622	46-65	.707	111-3.9	49-1	4	14	5	168-6.0
Jackson	29	864	68-193	.352	36-64	.562	79-2.7	58-0	166	1	73	172-5.9
Mann	27	281	49-117	.418	10-41	.243	55-2.1	50-1	4	2	7	108-4.0
Smith	23	113	14-21	.666	4-9	.444	26-1.1	12-0	9	0	2	32-1.4
Cox	2	6	0-5	.000	2-2	1.000	3-3.1	3-0	0	0	0	2-1.0
Kuhl	8	24	0-5	.000	5-11	.454	13-1.6	6-0	0	2	0	5-0.6
Parks	9	23	1-6	.166	3-7	.428	9-1.0	1-0	3	0	4	5-0.6
Bozeman	10	28	2-8	.250	1-4	.250	7-0.7	3-0	0	0	2	5-0.5
Others	—	3	0-3	.000	2-3	.666	5-—	1-0	0	0	0	2-—
<b>FSU</b>	<b>29</b>	<b>5825</b>	<b>986-1957</b>	<b>.503</b>	<b>444-683</b>	<b>.650</b>	<b>1161-40.0</b>	<b>576-12</b>	<b>408</b>	<b>67</b>	<b>276</b>	<b>2416-83.3</b>
<b>Opponents</b>	<b>29</b>	<b>5825</b>	<b>861-1875</b>	<b>.459</b>	<b>368-532</b>	<b>.691</b>	<b>1045-36.0</b>	<b>621-23</b>	<b>282</b>	<b>75</b>	<b>191</b>	<b>2090-72.0</b>

## 1978-79

Record: 19-10 Home: 9-1 Away: 7-7 Neutral: 3-2

Player	G	Min.	FGM-FGA	Pct.	FTM-FTA	Pct.	Reb.-Avg.	PF-DQ	AT	BL	ST	Pts.-Avg.
Brown	29	1010	237-343	.691	155-218	.711	242-8.3	92-4	20	25	22	629-21.7
Anderson	24	775	105-179	.587	66-81	.815	175-7.3	70-1	29	10	17	276-11.5
Chatman	29	764	122-270	.452	51-80	.638	127-4.4	69-1	29	13	42	295-10.2
Jackson	29	1039	106-281	.377	43-83	.518	72-2.5	88-4	158	0	58	255-8.8
Bozeman	29	616	94-207	.454	36-55	.655	89-3.1	97-7	19	5	23	224-7.7
Parks	29	736	80-160	.500	48-60	.800	42-1.5	80-3	97	3	32	208-7.2
Mann	29	518	72-161	.447	23-42	.548	96-3.3	71-2	10	2	16	167-5.8
Tookes	25	244	31-68	.456	11-19	.579	67-2.7	40-0	6	3	5	73-2.9
Kuhl	11	62	15-19	.789	2-2	1.000	10-0.9	12-0	3	0	2	32-2.9
Cox	7	21	4-7	.571	7-9	.778	2-0.3	11-1	2	0	2	15-2.1
Collinsworth	6	24	3-7	.429	5-7	.714	8-1.3	2-0	1	0	0	11-1.8
Dillard	2	66	13-26	.500	14-16	.875	8-4.0	5-0	5	0	4	40-20.0
<b>FSU</b>	<b>29</b>	<b>5875</b>	<b>882-1728</b>	<b>.510</b>	<b>461-672</b>	<b>.686</b>	<b>1022-35.2</b>	<b>637-23</b>	<b>379</b>	<b>61</b>	<b>223</b>	<b>2225-76.7</b>
<b>Opponents</b>	<b>29</b>	<b>5875</b>	<b>829-1656</b>	<b>.501</b>	<b>476-674</b>	<b>.706</b>	<b>889-30.7</b>	<b>626-35</b>	<b>316</b>	<b>84</b>	<b>193</b>	<b>2134-73.6</b>

## 1979-80

Record: 22-9 Home: 10-3 Away: 7-5 Neutral: 5-1

Player	G	Min.	FGM-FGA	Pct.	FTM-FTA	Pct.	Reb.-Avg.	PF-DQ	AT	BL	ST	Pts.-Avg.
Dillard	31	1090	239-458	.521	151-197	.766	130-4.1	93-2	72	13	53	635-20.4
Brown	31	1097	230-356	.646	119-172	.691	238-7.6	85-1	19	16	13	578-18.6
Rolle	31	999	197-322	.611	82-142	.577	245-7.9	98-4	25	42	15	476-15.3
Arnold	23	432	68-167	.407	64-89	.719	31-1.3	50-0	41	2	17	200-8.6
Parks	31	857	93-188	.494	56-77	.727	69-2.2	75-2	83	4	28	243-7.8
Jackson	31	1146	74-173	.427	26-45	.577	76-2.4	87-3	213	8	65	174-5.6
Tookes	31	430	53-112	.473	22-29	.758	118-3.8	44-0	11	3	9	128-4.1
Collinsworth	9	39	3-9	.333	4-4	1.000	8-0.9	10-0	1	2	1	10-1.1
Cox	12	54	3-10	.300	5-11	.454	7-0.5	7-0	4	0	1	11-0.9
Young	4	11	1-3	.333	1-5	.200	1-0.2	2-0	0	0	0	3-0.7
Haynes	5	13	1-4	.250	1-2	.500	1-0.2	3-0	0	0	0	13-0.6
<b>FSU</b>	<b>31</b>	<b>6170</b>	<b>964-1811</b>	<b>.532</b>	<b>529-772</b>	<b>.685</b>	<b>1021-32.9</b>	<b>556-13</b>	<b>471</b>	<b>90</b>	<b>204</b>	<b>2461-79.3</b>
<b>Opponents</b>	<b>31</b>	<b>6170</b>	<b>968-1942</b>	<b>.498</b>	<b>383-559</b>	<b>.685</b>	<b>1018-32.8</b>	<b>669-31</b>	<b>405</b>	<b>99</b>	<b>234</b>	<b>2319-74.8</b>

## 1980-81

Record: 17-11 Home: 8-2 Away: 5-6 Neutral: 4-3

Player	G	Min.-Avg.	FGM-FGA	Pct.	FTM-FTA	Pct.	Reb.-Avg.	PF-DQ	AT	BL	ST	Pts.-Avg.
Dillard	28	985-35.2	182-372	.489	151-190	.794	98-3.5	100-6	91	11	52	515-18.3
Rolle	28	900-32.1	168-297	.565	111-195	.569	257-9.1	100-3	10	47	15	447-15.9
Bozeman	28	727-26.0	122-235	.519	44-75	.586	108-3.8	94-5	25	3	21	288-10.2
Anderson	27	906-33.6	108-182	.593	59-78	.756	206-7.6	71-4	31	18	32	275-10.1
Parks	28	834-29.8	70-167	.419	49-69	.710	65-2.3	82-4	91	6	30	189-6.7
Arnold	26	438-16.8	53-137	.386	52-67	.776	45-1.7	56-0	23	2	14	158-6.0
Tookes	12	120-10.0	16-50	.320	16-17	.941	25-2.1	9-0	0	1	2	48-4.0
Gilmore	28	510-18.2	33-74	.445	26-48	.541	65-2.3	43-0	7	8	9	92-3.2
Groomes	18	107-5.9	11-27	.407	14-22	.636	35-1.9	23-0	0	0	8	36-2.0
Collinsworth	11	48-4.4	6-13	.461	0-1	.000	11-1.0	15-0	3	1	1	12-1.1
Young	15	106-7.1	3-18	.167	3-4	.750	3-0.2	8-0	5	0	6	9-0.6
Dillard	6	13-2.2	0-3	.000	0-0	.000	0-0.0	1-0	1	1	0	0-0.0
Kuhl	2	3-1.5	0-2	.000	0-0	.000	1-0.5	0-0	0	0	0	0-0.0
Matchett	2	3-1.5	0-1	.000	0-0	.000	0-0.0	1-0	0	0	0	0-0.0
<b>FSU</b>	<b>28</b>	<b>5700</b>	<b>772-1578</b>	<b>.489</b>	<b>525-766</b>	<b>.685</b>	<b>1028-36.7</b>	<b>603-22</b>	<b>287</b>	<b>98</b>	<b>190</b>	<b>2069-73.8</b>
<b>Opponents</b>	<b>28</b>	<b>5700</b>	<b>770-1675</b>	<b>.459</b>	<b>457-654</b>	<b>.698</b>	<b>956-34.1</b>	<b>661-43</b>	<b>323</b>	<b>72</b>	<b>208</b>	<b>1993-71.1</b>



George McCloud, one of two NBA Draft Lottery selections in school history, holds the school records for 3-point field goals made in a game (10 against La Salle on Feb. 23, 1989) and a single season (115 in 1989). He is the sixth-leading scorer in school history with 1,574 points.



# YEAR-BY-YEAR ALL-TIME INDIVIDUAL STATISTICS

## 1981-82

Record: 11-17 Home: 5-8 Away: 3-7 Neutral: 3-2

Player	G	Min.	FGM-FGA	Pct.	FTM-FTA	Pct.	Reb.-Avg.	PF-DQ	AT	BL	ST	Pts.-Avg.
Wiggins	22	808	223-388	.574	77-102	.754	213-9.7	61-1	40	4	37	523-23.8
William	28	938	167-365	.457	33-40	.825	61-2.2	76-5	111	3	66	367-13.1
Gilmore	28	790	125-236	.529	53-90	.589	138-4.9	95-5	15	20	16	303-10.8
Johnson	28	831	98-210	.466	88-118	.745	132-4.7	92-5	74	6	18	284-10.1
Speights	28	770	98-200	.490	28-58	.482	133-4.7	68-1	12	5	16	224-8.0
Myrick	28	630	71-159	.440	43-70	.614	85-3.0	67-5	43	5	30	185-6.6
Phillip	21	243	25-55	.454	18-28	.642	45-2.1	45-3	2	0	8	68-3.2
Miles	22	269	16-39	.410	8-11	.727	34-1.5	27-0	5	2	2	40-1.8
Watson	26	245	12-41	.285	11-13	.846	16-0.6	18-0	20	0	10	35-1.3
Wilkes	12	45	5-14	.357	4-7	.571	3-0.2	6-0	4	0	6	14-1.2
Coleman	3	4	1-1	1.000	0-0	.000	1-0.3	1-0	0	0	0	2-0.6
Crawford	5	7	0-3	.000	1-2	.500	3-0.6	0-0	0	0	0	1-0.2
<b>FSU</b>	<b>28</b>	<b>5650</b>	<b>850-1740</b>	<b>.488</b>	<b>368-548</b>	<b>.671</b>	<b>967-34.5</b>	<b>570</b>	<b>328</b>	<b>45</b>	<b>210</b>	<b>2068-73.8</b>
<b>Opponents</b>	<b>28</b>	<b>5650</b>	<b>851-1662</b>	<b>.512</b>	<b>418-623</b>	<b>.670</b>	<b>936-33.4</b>	<b>540</b>	<b>407</b>	<b>84</b>	<b>191</b>	<b>2120-75.7</b>

## 1982-83

Record: 14-14 Home: 8-5 Away: 4-7 Neutral: 2-2

Player	G-GS	Min.	FGM-FGA	Pct.	FTM-FTA	Pct.	Reb.-Avg.	PF-DQ	AT	Pts.-Avg.
Wiggins	24-24	873	216-410	.527	112-147	.762	196-8.2	82-5	39	544-22.7
Martello	22-22	664	122-244	.500	63-82	.768	120-5.4	68-5	35	307-13.9
William	28-27	970	158-340	.465	50-70	.714	48-1.7	62-1	156	366-13.1
Johnson	28-15	746	93-173	.538	53-82	.646	122-4.4	78-2	25	239-8.5
Arnold	27-16	551	72-140	.514	57-74	.770	70-2.6	59-3	25	201-7.4
Myrick	28-7	495	56-119	.471	36-53	.679	76-2.7	56-4	24	148-5.3
Speights	22-6	292	23-69	.333	35-51	.686	55-2.5	33-1	5	81-3.7
Miles	26-7	420	24-60	.400	19-24	.792	61-2.3	56-3	14	67-2.6
Phillip	27-10	296	25-63	.397	18-32	.563	59-2.2	67-2	7	68-2.6
Watson	22-1	176	8-29	.276	11-12	.916	12-0.5	17-0	17	27-1.2
Wilkes	10-0	16	2-7	.286	0-1	.000	4-0.4	7-0	2	4-0.4
<b>FSU</b>	<b>28</b>	<b>5675</b>	<b>826-1716</b>	<b>.481</b>	<b>470-653</b>	<b>.719</b>	<b>958-34.2</b>	<b>602</b>	<b>353</b>	<b>2122-75.8</b>
<b>Opponents</b>	<b>28</b>	<b>5675</b>	<b>845-1665</b>	<b>.507</b>	<b>473-656</b>	<b>.721</b>	<b>954-34.1</b>	<b>597</b>	<b>374</b>	<b>2163-77.3</b>

## 1983-84


Record: 20-11 Home: 13-3 Away: 5-7 Neutral: 2-1

Player	G-GS	Min.-Avg.	FGM-FGA	Pct.	FTM-FTA	Pct.	Reb.-Avg.	PF-DQ	AT	TO	BL	ST	Pts.-Avg.
Gipson	31-31	1086-35.0	260-497	.523	106-173	.613	208-6.7	74-0	19	47	55	21	626-20.2
Martello	31-31	956-30.8	180-322	.559	67-86	.779	172-5.5	82-2	63	53	6	32	427-13.8
Shaffer	31-31	1025-33.1	132-230	.574	44-61	.721	106-3.4	83-4	146	104	9	70	308-9.9
Allen	30-29	879-29.3	109-211	.517	37-73	.507	148-4.9	99-6	6	35	23	25	255-8.5
William	28-27	996-35.6	103-201	.512	30-44	.682	60-2.1	78-3	215	131	2	62	236-8.4
Arnold	31-1	415-13.4	55-102	.539	85-101	.842	76-2.5	37-0	25	27	2	17	195-6.3
Myrick	30-1	333-11.1	43-91	.473	20-30	.667	69-2.3	44-0	23	30	5	17	106-3.5
Speights	21-0	180-8.6	21-40	.525	11-18	.611	48-2.3	25-0	9	21	0	2	53-2.5
Miles	17-0	125-7.3	12-22	.545	8-18	.444	25-1.5	22-0	4	5	0	1	32-1.9
Farrar	25-4	185-7.4	15-38	.395	10-12	.833	12-0.5	19-1	16	18	0	12	40-1.6
Johnson	12-0	48-4.0	4-12	.333	6-10	.600	7-0.6	4-0	1	5	3	1	14-1.2
Watson	4-0	18-4.5	2-3	.667	1-2	.500	2-0.5	1-0	7	2	0	1	5-1.1
<b>FSU</b>	<b>31</b>	<b>6250</b>	<b>936-1769</b>	<b>.529</b>	<b>426-630</b>	<b>.676</b>	<b>999-32.2</b>	<b>569</b>	<b>534</b>	<b>477</b>	<b>105</b>	<b>261</b>	<b>2298-74.1</b>
<b>Opponents</b>	<b>31</b>	<b>6250</b>	<b>867-1837</b>	<b>.472</b>	<b>395-602</b>	<b>.656</b>	<b>1025-33.1</b>	<b>587</b>	<b>440</b>	<b>487</b>	<b>59</b>	<b>208</b>	<b>2129-68.7</b>

## 1984-85

Record: 14-16 Home: 9-5 Away: 2-9 Neutral: 3-2

Player	G-GS	Min.-Avg.	FGM-FGA	Pct.	FTM-FTA	Pct.	Reb.-Avg.	PF-DQ	AT	TO	BL	ST	Pts.-Avg.
Gipson	30-30	1040-35.0	236-489	.483	96-150	.640	234-7.8	87-2	32	58	47	21	568-18.9
Allen	28-27	901-32.2	187-352	.531	62-101	.614	190-6.8	83-4	14	43	28	37	436-15.6
Farrar	30-30	1005-33.5	138-271	.509	40-55	.727	86-2.9	92-6	110	78	8	42	316-10.5
Shaffer	28-24	849-30.3	121-267	.453	49-74	.662	96-3.4	88-4	171	84	6	81	292-10.4
Myrick	30-29	976-32.5	116-237	.489	70-101	.693	186-6.2	88-5	75	69	16	46	302-10.1
Fitchett	29-5	661-22.8	74-121	.612	51-74	.689	109-3.8	58-2	24	21	16	19	198-6.8
Speights	19-0	198-10.4	28-52	.538	30-45	.667	68-3.6	20-0	12	24	2	6	86-4.5
Carter	14-0	53-3.8	10-23	.435	4-6	.667	13-0.9	12-0	2	3	1	2	24-1.7
Mabry	23-0	123-5.3	9-25	.360	8-15	.538	6-0.3	21-1	25	23	0	6	26-1.1
Martin	11-0	40-3.6	2-6	.333	3-3	1.000	7-0.6	5-0	0	2	0	0	7-0.6
<b>FSU</b>	<b>30</b>	<b>6025</b>	<b>935-1877</b>	<b>.498</b>	<b>432-646</b>	<b>.669</b>	<b>1101-36.7</b>	<b>564</b>	<b>484</b>	<b>416</b>	<b>124</b>	<b>266</b>	<b>2302-76.7</b>
<b>Opponents</b>	<b>30</b>	<b>6025</b>	<b>860-1854</b>	<b>.464</b>	<b>434-633</b>	<b>.686</b>	<b>1075-35.8</b>	<b>600</b>	<b>374</b>	<b>438</b>	<b>71</b>	<b>186</b>	<b>2154-71.8</b>



*Derrick Myers, who averaged 14.0 minutes played per game during the 1990-91 season, was a member of the Seminoles' Metro Conference Tournament championship team in their final year in the league before joining the ACC for the 1991-92 season.*



# YEAR-BY-YEAR ALL-TIME INDIVIDUAL STATISTICS

## 1985-86

Record: 12-17		Home: 11-4		Away: 0-12		Neutral: 1-1							
Player	G-GS	Min.-Avg.	FGM-FGA	Pct.	FTM-FTA	Pct.	Reb.-Avg.	PF-DQ	AT	TO	BL	ST	Pts.-Avg.
Barber	29-26	933-32.2	204-402	.507	78-102	.765	69-2.4	60-1	146	138	4	52	486-16.8
Allen	27-26	849-31.4	152-330	.461	67-112	.598	163-6.2	88-6	18	47	30	32	371-13.7
Davis	25-24	784-31.4	129-237	.544	42-52	.808	110-4.4	58-1	97	63	3	32	300-12.0
Fitchett	29-29	865-29.8	126-205	.615	43-61	.705	130-4.5	62-1	31	54	24	30	295-10.2
Choice	24-9	571-23.8	88-182	.484	63-79	.797	103-4.5	62-1	7	38	14	8	239-10.0
Shaffer	23-18	603-26.2	68-144	.472	41-58	.707	98-4.3	78-5	85	58	9	30	177-7.7
Hunter	28-9	461-16.5	88-158	.557	14-32	.438	130-4.6	57-1	9	22	6	12	190-6.8
McCloud	27-1	283-10.5	42-87	.483	31-49	.633	49-1.8	35-0	26	44	2	13	115-4.4
Karasek	11-2	117-10.6	11-30	.367	7-10	.700	20-1.9	18-1	5	8	1	2	29-2.6
Mabry	14-0	56-4.1	7-15	.467	16-18	.889	6-0.4	7-0	8	6	0	3	30-2.2
Mateer	23-1	223-9.7	20-43	.465	6-11	.545	46-2.0	34-0	29	31	0	11	46-2.0
Carter	13-0	45-3.5	10-22	.454	4-6	.667	24-1.9	8-0	0	9	3	2	24-1.9
Larsen	4-0	10-2.5	0-3	.000	2-3	.667	2-0.5	1-0	0	1	1	1	2-0.5
<b>FSU</b>	<b>29</b>	<b>5800</b>	<b>945-1858</b>	<b>.509</b>	<b>414-593</b>	<b>.698</b>	<b>980-33.8</b>	<b>568-17</b>	<b>461</b>	<b>519</b>	<b>97</b>	<b>228</b>	<b>2304-79.4</b>
<b>Opponents</b>	<b>29</b>	<b>5800</b>	<b>950-1899</b>	<b>.500</b>	<b>457-632</b>	<b>.723</b>	<b>1088-37.5</b>	<b>559-17</b>	<b>457</b>	<b>508</b>	<b>72</b>	<b>187</b>	<b>2357-81.3</b>

## 1986-87

Record: 19-11		Home: 14-2		Away: 3-8		Neutral: 2-1									
Player	G-GS	Min.-Avg.	FGM-FGA	Pct.	3PM-3PA	Pct.	FTM-FTA	Pct.	Reb.-Avg.	PF-DQ	AT	TO	BL	ST	Pts.-Avg.
Barber	30-29	1033-34.4	191-400	.478	72-161	.447	122-152	.803	69-2.3	77-2	144	102	4	38	576-19.2
Davis	30-28	957-31.9	150-311	.482	80-175	.457	54-71	.761	123-4.1	65-3	91	66	3	37	434-14.5
Allen	30-29	954-31.9	144-312	.462	0-2	.000	88-127	.693	235-7.8	98-3	28	35	22	22	376-12.6
Fitchett	30-24	835-27.8	135-236	.572	10-25	.400	59-72	.819	158-5.4	68-4	32	45	26	17	339-11.3
Choice	30-19	653-21.8	102-189	.540	0-2	.000	32-49	.653	126-4.2	76-0	6	44	22	16	236-7.9
McCloud	30-4	590-19.7	87-197	.442	14-47	.298	42-68	.618	126-4.2	57-0	43	53	2	4	230-7.7
Karasek	27-10	474-17.6	65-132	.492	0-0	.000	29-50	.580	104-3.9	76-2	7	45	1	5	159-5.9
Hunter	29-4	354-12.2	63-128	.492	0-0	.000	16-37	.432	111-3.8	49-0	4	21	8	10	142-4.9
Mateer	20-0	171-8.6	3-20	.150	2-14	.143	4-9	.444	11-0.6	14-0	25	21	0	8	12-0.6
Carter	7-0	20-2.9	2-10	.200	0-1	.000	2-2	1.000	5-0.7	7-0	0	2	0	1	6-0.9
MacPhee	5-0	9-1.8	0-5	.000	0-1	.000	0-1	.000	1-0.2	2-0	1	2	0	1	0-0.0
<b>FSU</b>	<b>30</b>	<b>6050</b>	<b>942-1940</b>	<b>.486</b>	<b>178-428</b>	<b>.416</b>	<b>448-638</b>	<b>.702</b>	<b>1161-38.7</b>	<b>589-14</b>	<b>381</b>	<b>436</b>	<b>88</b>	<b>159</b>	<b>2510-83.7</b>
<b>Opponents</b>	<b>30</b>	<b>6050</b>	<b>899-2026</b>	<b>.444</b>	<b>118-295</b>	<b>.400</b>	<b>435-632</b>	<b>.688</b>	<b>1153-38.4</b>	<b>598-24</b>	<b>330</b>	<b>426</b>	<b>93</b>	<b>153</b>	<b>2351-78.4</b>

## 1987-88

Record: 19-11		Home: 13-2		Away: 3-6		Neutral: 3-3									
Player	G-GS	Min.-Avg.	FGM-FGA	Pct.	3PM-3PA	Pct.	FTM-FTA	Pct.	Reb.-Avg.	PF-DQ	AT	TO	BL	ST	Pts.-Avg.
McCloud	30-30	902-30.1	193-403	.479	72-159	.453	88-112	.786	111-3.7	69-3	105	85	6	34	546-18.2
Dawson	30-29	904-30.1	212-393	.539	1-5	.200	111-153	.725	228-7.6	94-4	25	65	8	20	536-17.9
Mayes	30-29	780-26.0	142-299	.475	46-100	.460	66-90	.733	83-2.8	89-4	62	61	2	45	396-13.2
Hunter	30-30	868-28.9	122-207	.589	0-0	.000	37-71	.521	269-9.0	88-3	25	37	19	34	281-9.4
Polite	30-1	505-16.8	69-117	.590	0-0	.000	50-70	.714	115-3.8	47-0	7	27	4	10	188-6.3
Johnson	29-11	484-16.7	60-103	.582	9-23	.391	41-46	.891	48-1.6	29-0	48	24	0	14	170-5.9
Fitchett	30-17	493-16.4	53-115	.461	16-33	.485	23-29	.793	88-2.9	40-0	19	28	20	16	145-4.8
Mitchell	30-0	326-10.9	37-86	.430	0-0	.000	34-60	.567	22-0.7	41-1	37	33	0	16	108-3.6
Boyd	28-0	248-8.9	24-57	.421	9-23	.391	18-26	.692	19-0.7	21-0	40	28	1	10	75-2.7
White	30-0	324-10.8	20-47	.425	0-3	.000	16-44	.364	53-1.8	37-0	28	35	8	13	56-1.9
Barnes	9-0	33-4.0	5-11	.454	1-6	.167	1-3	.333	4-0.4	3-0	3	2	0	1	12-1.3
Fedor	16-0	89-6.2	6-19	.316	0-0	.000	3-11	.273	19-1.2	13-0	2	5	1	1	15-0.9
<b>FSU</b>	<b>30</b>	<b>6025</b>	<b>943-1857</b>	<b>.508</b>	<b>154-352</b>	<b>.437</b>	<b>488-715</b>	<b>.682</b>	<b>1147-38.2</b>	<b>571-15</b>	<b>401</b>	<b>430</b>	<b>69</b>	<b>214</b>	<b>2528-84.3</b>
<b>Opponents</b>	<b>30</b>	<b>6025</b>	<b>865-1861</b>	<b>.465</b>	<b>138-401</b>	<b>.344</b>	<b>422-595</b>	<b>.709</b>	<b>957-31.9</b>	<b>627-19</b>	<b>365</b>	<b>450</b>	<b>94</b>	<b>193</b>	<b>2285-76.2</b>

## 1988-89

Record: 22-8		Home: 13-2		Away: 8-3		Neutral: 1-3									
Player	G-GS	Min.-Avg.	FGM-FGA	Pct.	3PM-3PA	Pct.	FTM-FTA	Pct.	Reb.-Avg.	PF-DQ	AT	TO	BL	ST	Pts.-Avg.
McCloud	30-28	1067-36	207-462	.448	115-262	.439	154-176	.875	109-3.6	70-1	125	97	6	53	683-22.8
Dawson	30-30	1036-35	243-460	.528	25-83	.301	118-160	.738	206-6.9	96-4	20	79	5	32	629-21.0
Mayes	23-19	645-28	126-229	.550	24-76	.316	29-39	.744	53-2.3	59-2	62	47	2	35	305-13.3
Thomas	30-23	774-26	110-213	.516	0-1	.000	76-104	.731	192-6.4	92-3	22	49	18	23	296-9.9
Hunter	30-30	835-28	122-214	.570	0-1	.000	28-45	.622	249-8.3	76-0	28	25	20	38	272-9.1
Mitchell	28-15	679-24	84-166	.506	1-2	.500	78-120	.650	72-2.6	66-3	82	51	4	34	247-8.8
Boyd	25-4	397-16	41-95	.432	8-25	.320	37-50	.740	55-2.2	39-0	29	23	4	19	127-5.1
Polite	6-0	76-13	10-20	.500	0-0	.000	6-17	.353	23-3.8	5-0	2	3	1	1	26-4.3
Wells	9-0	27-3	9-14	.643	0-1	.000	2-3	.667	14-1.6	6-0	1	1	0	0	20-2.2
Johnson	27-0	158-6	13-38	.342	6-19	.316	16-19	.842	17-0.6	10-0	10	11	2	3	48-1.8
White	28-0	217-8	18-25	.720	1-1	1.000	9-26	.346	41-1.5	29-0	10	17	8	11	46-1.6
Hands	22-1	110-5	12-34	.353	1-3	.333	5-7	.714	9-0.4	7-0	8	12	0	2	30-1.4
Barnes	9-0	18-2	4-8	.500	0-0	.000	2-4	.500	4-0.4	0-0	1	3	0	0	10-1.1
Miles	6-0	11-2	0-2	.000	0-0	.000	0-0	.000	1-0.2	2-0	1	1	1	0	0-0.0
<b>FSU</b>	<b>30</b>	<b>6050</b>	<b>999-1980</b>	<b>.505</b>	<b>181-474</b>	<b>.382</b>	<b>560-770</b>	<b>.727</b>	<b>1116-37.2</b>	<b>557-13</b>	<b>411</b>	<b>419</b>	<b>71</b>	<b>251</b>	<b>2739-91.3</b>
<b>Opponents</b>	<b>30</b>	<b>6050</b>	<b>957-1989</b>	<b>.481</b>	<b>141-385</b>	<b>.366</b>	<b>367-541</b>	<b>.678</b>	<b>1096-36.5</b>	<b>672-22</b>	<b>408</b>	<b>502</b>	<b>72</b>	<b>188</b>	<b>2422-80.7</b>

# YEAR-BY-YEAR ALL-TIME INDIVIDUAL STATISTICS

## 1989-90

Record: 16-15 Home: 9-4 Away: 6-6 Neutral: 1-5

Player	G-GS	Min.-Avg.	FGM-FGA	Pct.	3PM-3PA	Pct.	FTM-FTA	Pct.	Reb.-Avg.	PF-DQ	AT	TO	BL	ST	Pts.-Avg.
Mayes	24-23	874-36	198-414	.478	58-161	.360	105-126	.833	81-3.4	76-4	93	94	2	52	559-23.3
Thomas	31-30	1073-35	207-430	.481	0-4	.000	105-151	.695	236-7.6	109-4	30	82	31	39	519-16.7
Polite	31-31	967-31	156-268	.582	4-11	.364	117-173	.676	262-8.5	81-3	29	75	4	40	433-14.0
Graham	31-20	775-25	126-269	.468	11-30	.367	51-69	.739	110-3.5	69-2	37	61	8	26	314-10.1
Boyd	31-24	882-28	71-199	.357	21-66	.318	35-53	.660	121-3.9	71-0	73	71	7	34	198-6.4
Copeland	28-6	486-17	22-73	.301	12-33	.364	47-62	.758	34-1.2	34-0	48	35	0	29	103-3.7
Dobard	29-0	349-12	38-68	.559	0-0	.000	12-23	.522	82-2.8	37-1	6	21	36	2	88-3.0
Miller	18-0	109-6	17-32	.531	8-15	.533	6-11	.545	9-0.5	5-0	8	4	0	6	48-2.7
Hands	31-4	307-10	23-66	.348	1-10	.100	12-17	.706	30-1.0	22-0	20	32	0	13	59-1.9
Wells	13-0	57-4	7-15	.467	0-2	.000	2-4	.500	4-0.3	4-0	0	4	0	1	16-1.2
White	26-16	397-15	14-36	.389	0-3	.000	3-9	.333	66-2.5	48-0	41	30	8	12	31-1.2
Miles	4-0	7-2	1-2	.500	1-1	1.000	0-1	.000	4-1.0	1-0	0	1	0	0	3-0.8
Barnes	8-1	42-5	2-14	.143	1-7	.143	0-1	.000	1-0.1	2-0	4	3	0	2	5-0.6
<b>FSU</b>	<b>31</b>	<b>6325</b>	<b>882-1886</b>	<b>.468</b>	<b>117-343</b>	<b>.341</b>	<b>495-700</b>	<b>.707</b>	<b>1123-36.2</b>	<b>559-14</b>	<b>389</b>	<b>513</b>	<b>96</b>	<b>256</b>	<b>2376-76.6</b>
<b>Opponents</b>	<b>31</b>	<b>6325</b>	<b>909-1903</b>	<b>.478</b>	<b>122-363</b>	<b>.336</b>	<b>401-570</b>	<b>.704</b>	<b>1048-33.8</b>	<b>620-25</b>	<b>486</b>	<b>481</b>	<b>100</b>	<b>206</b>	<b>2341-75.5</b>

## 1990-91

Record: 21-11 Home: 12-2 Away: 4-8 Neutral: 5-1

Player	G-GS	Min.-Avg.	FGM-FGA	Pct.	3PM-3PA	Pct.	FTM-FTA	Pct.	Off.-Def.	Tot.-Avg.	PF-DQ	AT	TO	BL	ST	Pts.-Avg.
Edwards	32-32	1046-33	200-385	.519	12-36	.333	112-158	.709	94-133	227-7.1	97-0	61	83	36	32	524-16.4
Polite	32-31	930-29	144-305	.472	7-21	.333	124-190	.653	114-159	273-8.5	67-2	31	75	2	35	419-13.1
Boyd	32-31	855-28	129-330	.391	55-178	.309	66-93	.710	26-67	93-2.9	90-2	69	68	4	36	379-11.8
Graham	32-6	685-21	131-306	.428	36-104	.346	52-73	.712	41-45	86-2.7	73-1	30	43	7	25	350-10.9
Dobard	29-27	709-24	110-193	.570	0-0	.000	27-50	.540	64-86	150-5.2	80-5	26	49	47	24	247-8.5
Ward	30-21	715-24	81-178	.455	15-48	.313	62-87	.713	23-66	89-3.0	53-1	103	60	8	71	239-8.0
Hands	13-0	70-5	14-31	.452	2-6	.333	7-13	.538	7-6	13-1.0	4-0	6	9	1	3	37-2.8
Myers	32-8	462-14	23-51	.451	3-10	.300	36-44	.818	15-29	44-1.4	33-1	58	39	1	20	85-2.7
White	29-0	286-10	31-64	.484	8-19	.421	4-20	.200	18-35	53-1.8	27-0	28	25	7	9	74-2.6
Copeland	13-1	94-7	7-22	.318	3-12	.250	14-19	.737	1-6	7-0.5	13-0	9	12	0	7	31-2.4
Salters	25-0	159-6	23-49	.469	0-1	.000	11-19	.579	17-22	39-1.6	24-1	8	10	5	6	57-2.3
Reid	32-2	302-9	22-64	.344	0-1	.000	17-28	.607	26-62	88-2.8	56-0	5	16	34	5	61-1.9
Nichols	6-0	26-4	3-7	.429	1-2	.500	4-9	.444	1-6	7-1.2	2-0	1	0	0	0	11-1.8
Miller	14-1	56-4	6-16	.375	5-9	.556	6-6	1.000	6-3	9-0.6	3-0	5	3	0	2	23-1.6
<b>FSU</b>	<b>32</b>	<b>6424</b>	<b>924-2001</b>	<b>.462</b>	<b>147-446</b>	<b>.330</b>	<b>542-809</b>	<b>.670</b>	<b>453-725</b>	<b>1261-39.4</b>	<b>622</b>	<b>440</b>	<b>492</b>	<b>152</b>	<b>275</b>	<b>2537-79.3</b>
<b>Opponents</b>	<b>32</b>	<b>6425</b>	<b>883-1995</b>	<b>.443</b>	<b>171-476</b>	<b>.359</b>	<b>492-703</b>	<b>.700</b>	<b>413-642</b>	<b>1161-36.3</b>	<b>652</b>	<b>441</b>	<b>503</b>	<b>93</b>	<b>231</b>	<b>2429-75.9</b>

## 1991-92

Record: 22-10 Home: 10-3 Away: 7-3 Neutral: 5-4

Player	G-GS	Min.-Avg.	FGM-FGA	Pct.	3PM-3PA	Pct.	FTM-FTA	Pct.	Off.-Def.	Tot.-Avg.	PF-DQ	AT	TO	BL	ST	Pts.-Avg.
Cassell	31-31	1046-34	206-454	.454	58-164	.354	100-142	.704	40-101	141-4.5	108-5	119	92	8	56	570-18.4
Edwards	30-30	1076-36	197-385	.512	12-53	.226	106-142	.747	106-165	271-9.0	95-2	80	90	41	48	512-17.1
Graham	30-24	765-26	143-324	.441	36-108	.333	69-85	.812	42-63	105-3.5	75-1	19	46	1	28	391-13.0
Sura	31-12	872-28	124-269	.461	38-98	.388	94-150	.627	39-68	107-3.5	67-0	76	72	5	41	380-12.3
Dobard	29-26	841-29	138-221	.624	0-2	.000	43-72	.597	82-113	195-6.7	73-2	35	57	46	24	319-11.0
Ward	28-22	841-30	72-145	.497	22-48	.458	35-66	.530	19-71	90-3.2	67-2	122	74	6	75	201-7.2
Reid	30-9	494-16	38-85	.447	0-0	.000	20-46	.435	43-81	124-4.1	84-4	8	33	32	9	96-3.2
Wells	19-1	146-8	20-36	.556	2-8	.250	11-18	.611	11-23	34-1.8	6-0	2	7	6	3	53-2.8
Miller	11-0	48-4	6-17	.353	2-8	.250	3-5	.600	2-4	6-0.5	3-0	1	2	0	3	17-1.5
Donald	21-0	133-6	10-28	.357	0-2	.000	5-6	.833	9-9	18-0.9	17-0	7	8	0	3	25-1.2
Gruhl	6-0	10-2	0-5	.000	0-0	.000	1-2	.500	3-1	4-0.7	0-0	0	1	0	0	1-0.2
Porter	2-0	2-2	0-1	.000	0-0	.000	0-0	.000	0-0	0-0.0	0-0	0	0	0	0	0-0.0
Team										74-2.4	10					
<b>FSU</b>	<b>32</b>	<b>6275</b>	<b>954-1970</b>	<b>.484</b>	<b>170-491</b>	<b>.346</b>	<b>487-734</b>	<b>.664</b>	<b>396-699</b>	<b>1194-38.5</b>	<b>595</b>	<b>469</b>	<b>482</b>	<b>145</b>	<b>290</b>	<b>2565-82.7</b>
<b>Opponents</b>	<b>32</b>	<b>6275</b>	<b>859-1927</b>	<b>.446</b>	<b>213-558</b>	<b>.382</b>	<b>469-677</b>	<b>.693</b>	<b>371-649</b>	<b>1145-36.9</b>	<b>590</b>	<b>447</b>	<b>518</b>	<b>99</b>	<b>223</b>	<b>2400-77.4</b>

## 1992-93

Record: 25-10 Home: 13-2 Away: 7-4 Neutral: 5-4

Player	G-GS	Min.-Avg.	FGM-FGA	Pct.	3PM-3PA	Pct.	FTM-FTA	Pct.	Off.-Def.	Tot.-Avg.	PF-DQ	AT	TO	BL	ST	Pts.-Avg.
Sura	34-34	1213-35.7	241-533	.452	73-220	.332	120-188	.638	81-128	209-6.1	87-2	92	129	7	54	675-19.9
Edwards	31-31	1085-35.0	224-424	.528	6-25	.240	114-158	.722	130-160	290-9.4	102-5	91	84	44	43	568-18.3
Cassell	35-35	1298-37.1	234-466	.502	50-131	.382	123-162	.759	47-105	152-4.3	110-7	170	98	10	97	641-18.3
Dobard	35-35	1105-31.6	170-297	.572	0-1	.000	64-98	.653	76-138	214-6.1	101-3	47	72	111	37	404-11.5
Ward	17-14	557-32.8	49-106	.462	16-50	.320	18-27	.667	9-36	45-2.6	32-0	93	36	5	48	132-7.8
Carroll	30-4	459-15.3	57-143	.399	26-79	.329	23-33	.697	25-52	77-2.6	70-1	22	45	21	12	157-4.6
Wells	34-10	548-16.1	66-131	.504	7-28	.250	18-34	.529	42-81	123-3.6	38-0	4	18	3	1	114-3.5
Robinson	33-1	307-9.3	47-82	.573	0-0	.000	20-35	.571	27-38	65-2.0	18-1	2	4	2	2	17-3.4
Reid	5-5	101-20.2	7-14	.500	0-0	.000	3-6	.500	10-11	21-4.2	22-0	20	22	1	15	96-3.3
Hands	29-6	304-10.5	37-81	.457	8-23	.348	14-29	.483	7-19	26-0.9	2-0	0	1	0	0	9-1.8
<b>FSU</b>	<b>35</b>	<b>7125</b>	<b>1145-2315</b>	<b>.495</b>	<b>187-564</b>	<b>.332</b>	<b>543-807</b>	<b>.673</b>	<b>460-784</b>	<b>1376-39.3</b>	<b>606</b>	<b>584</b>	<b>554</b>	<b>210</b>	<b>322</b>	<b>3020-86.3</b>
<b>Opponents</b>	<b>35</b>	<b>7125</b>	<b>1170-2392</b>	<b>.450</b>	<b>220-587</b>	<b>.375</b>	<b>414-631</b>	<b>.656</b>	<b>551-790</b>	<b>1341-38.3</b>	<b>669</b>	<b>563</b>	<b>581</b>	<b>102</b>	<b>257</b>	<b>2788-79.7</b>

# YEAR-BY-YEAR ALL-TIME INDIVIDUAL STATISTICS

## 1993-94

Record: 13-14 Home: 10-4 Away: 2-9 Neutral: 1-1

Player	G-GS	Min.-Avg.	FGM-FGA	Pct.	3PM-3PA	Pct.	FTM-FTA	Pct.	Off.-Def.	Tot.-Avg.	PF-DQ	AT	TO	BL	ST	Pts.-Avg.
Sura	27-26	932-34.5	202-431	.469	52-164	.317	117-179	.654	79-134	213-7.9	67-2	121	112	19	65	573-21.2
Graham	24-17	658-27.4	103-247	.417	32-89	.360	44-58	.759	34-50	84-3.5	54-2	28	45	1	20	282-11.8
Carroll	4-4	92-23.0	18-38	.474	9-22	.409	0-3	.000	1-11	12-3.0	3-0	4	5	1	7	45-11.3
Collins	27-16	729-27.0	110-270	.407	39-120	.325	39-57	.684	46-58	104-3.9	58-1	62	62	7	37	298-11.0
Ward	16-16	574-35.9	61-167	.365	21-83	.253	25-40	.625	23-39	62-3.9	36-2	78	42	2	44	168-10.5
Robinson	26-22	678-26.1	79-156	.506	0-0	.000	35-63	.556	49-106	155-6.0	57-2	11	46	5	9	193-7.4
Reid	27-19	643-23.8	73-156	.468	0-2	.000	41-73	.562	82-85	167-6.2	101-10	13	37	54	13	187-6.9
Luchman	27-8	495-18.3	59-114	.518	0-0	.000	38-53	.717	42-67	109-4.0	79-4	14	35	12	12	156-5.8
Cooper	7-1	90-12.9	12-30	.400	1-6	.167	4-9	.444	5-6	11-1.6	12-0	8	9	1	6	29-4.1
Shepherd	24-2	199-8.3	21-56	.375	11-29	.379	18-21	.857	6-19	25-1.0	17-0	19	17	1	10	71-3.0
Kerner	18-2	178-9.9	16-29	.552	0-0	.000	13-21	.619	6-24	30-1.7	19-0	6	9	5	2	45-2.5
Bryant	9-1	82-9.1	2-8	.250	1-3	.333	15-17	.882	1-2	3-0.3	7-0	7	8	0	5	20-2.2
Nasworthy	2-0	4-2.0	2-2	1.000	0-0	.000	0-0	.000	1-0	1-0.5	0-0	0	1	0	0	4-2.0
Grabuloff	8-0	42-5.3	2-8	.250	0-2	.000	3-4	.750	3-5	8-1.0	4-0	6	3	2	1	7-0.9
Azama	2-0	7-3.5	0-1	.000	0-0	.000	0-0	.000	0-0	0-0.0	0-0	0	0	0	0	0-0.0
<b>FSU</b>	<b>27</b>	<b>5403</b>	<b>765-1713</b>	<b>.444</b>	<b>166-520</b>	<b>.319</b>	<b>392-598</b>	<b>.656</b>	<b>378-606</b>	<b>1076-39.9</b>	<b>514</b>	<b>377</b>	<b>431</b>	<b>110</b>	<b>231</b>	<b>2078-77.0</b>
<b>Opponents</b>	<b>27</b>	<b>5403</b>	<b>766-1643</b>	<b>.435</b>	<b>169-468</b>	<b>.361</b>	<b>423-637</b>	<b>.664</b>	<b>382-632</b>	<b>1014-37.6</b>	<b>501</b>	<b>433</b>	<b>442</b>	<b>111</b>	<b>203</b>	<b>2020-74.8</b>

## 1994-95

Record: 12-15 Home: 10-5 Away: 2-8 Neutral: 0-2

Player	G-GS	Min.-Avg.	FGM-FGA	Pct.	3PM-3PA	Pct.	FTM-FTA	Pct.	Off.-Def.	Tot.-Avg.	PF-DQ	AT	TO	BL	ST	Pts.-Avg.
Sura	27-26	981-36.3	164-393	.417	51-158	.323	123-179	.687	55-130	185-6.9	76-3	146	92	5	49	502-18.6
Collins	27-27	902-33.4	181-354	.511	72-164	.439	53-76	.697	59-57	116-4.3	73-3	48	74	7	37	487-18.0
Louis	27-27	825-30.6	120-267	.449	1-4	.250	54-76	.711	100-110	210-7.8	79-4	18	60	74	14	295-10.9
Carroll	26-3	518-19.9	72-172	.419	42-112	.375	17-21	.810	18-52	70-2.7	38-0	20	43	1	5	203-7.8
Greer	26-24	676-26.0	55-136	.404	24-66	.364	12-16	.750	13-63	76-2.9	30-0	78	45	2	34	146-5.6
Reid	27-12	425-15.7	46-85	.541	0-0	.000	19-31	.613	44-63	107-4.0	75-5	6	45	39	6	111-4.1
Curry	24-0	362-15.1	28-90	.311	14-49	.286	16-29	.552	32-36	68-2.8	37-0	27	25	5	12	86-3.6
Luchman	25-8	362-14.5	35-81	.432	0-0	.000	18-36	.500	33-46	79-3.2	57-1	12	17	15	17	88-3.5
Sheperd	15-3	165-11.0	18-44	.409	7-24	.292	8-10	.800	8-13	21-1.4	18-0	20	14	0	5	51-3.4
Wooden	23-5	205-8.9	25-47	.532	0-4	.000	6-10	.600	15-27	42-1.8	31-0	10	17	19	6	56-2.4
Brower	2-0	27-13.5	1-6	.167	0-5	.000	0-0	.000	0-3	3-1.5	1-0	1	5	0	1	2-1.0
Mulligan	4-0	7-1.8	0-4	.000	0-2	.000	0-2	.000	0-0	0-0.0	0-0	0	1	0	0	0-0.0
<b>FSU</b>	<b>27</b>	<b>5455</b>	<b>745-1679</b>	<b>.444</b>	<b>211-588</b>	<b>.359</b>	<b>326-486</b>	<b>.671</b>	<b>377-600</b>	<b>1036-38.4</b>	<b>515</b>	<b>386</b>	<b>440</b>	<b>167</b>	<b>186</b>	<b>2027-75.1</b>
<b>Opponents</b>	<b>27</b>	<b>5455</b>	<b>714-1630</b>	<b>.438</b>	<b>166-438</b>	<b>.379</b>	<b>419-588</b>	<b>.713</b>	<b>376-589</b>	<b>965-35.7</b>	<b>468</b>	<b>355</b>	<b>379</b>	<b>68</b>	<b>202</b>	<b>2013-74.6</b>

## 1995-96

Record: 13-14 Home: 9-6 Away: 2-7 Neutral: 2-1

Player	G-GS	Min.-Avg.	FGM-FGA	Pct.	3PM-3PA	Pct.	FTM-FTA	Pct.	Off.-Def.	Tot.-Avg.	PF-DQ	AT	TO	BL	ST	Pts.-Avg.
Collins	27-27	966-35.8	172-412	.417	69-199	.347	81-120	.675	47-74	121-4.5	75-1	86	68	9	62	494-18.3
Jackson	24-15	630-26.3	90-180	.500	4-14	.286	43-68	.632	53-73	126-5.3	50-0	13	35	30	14	227-9.5
Greer	27-25	815-30.2	91-203	.448	18-62	.290	53-83	.639	18-75	93-3.4	30-0	131	65	3	31	253-9.4
Louis	23-17	637-27.7	84-198	.424	0-0	.000	47-75	.627	64-86	150-6.5	57-4	12	38	43	16	215-9.3
Luchman	27-21	638-23.6	97-155	.626	0-0	.000	55-80	.688	75-97	172-6.4	102-10	21	42	26	35	249-9.2
Brower	26-9	394-15.2	61-140	.436	27-71	.380	24-34	.706	15-29	44-1.7	33-1	31	28	0	15	173-6.7
Curry	27-18	595-22.0	56-162	.346	24-71	.338	38-58	.655	40-50	90-3.3	59-4	35	27	4	32	174-6.4
Shepherd	26-1	370-14.2	41-117	.350	27-75	.360	41-58	.707	20-24	44-1.7	29-0	49	28	0	19	150-5.8
McClendon	9-0	112-12.4	9-28	.321	2-6	.333	7-15	.467	6-13	19-2.1	6-0	3	5	0	5	27-3.0
Sparks	20-1	163-8.2	19-40	.475	3-7	.429	11-19	.579	11-26	37-1.9	37-1	7	18	3	3	52-2.6
Wooden	13-1	86-6.6	7-11	.636	1-1	1.000	3-8	.375	9-13	22-1.7	22-1	7	7	4	4	18-1.4
Mulligan	3-0	5-1.7	0-4	.000	0-0	.000	1-2	.500	1-0	1-0.3	0-0	1	0	0	0	1-0.3
Nasworthy	1-0	0-0.0	0-0	.000	0-0	.000	0-0	.000	0-0	0-0.0	0-0	0	0	0	0	0-0.0
<b>FSU</b>	<b>27</b>	<b>5411</b>	<b>727-1650</b>	<b>.441</b>	<b>175-506</b>	<b>.346</b>	<b>404-620</b>	<b>.652</b>	<b>359-560</b>	<b>1002-32.2</b>	<b>508</b>	<b>396</b>	<b>361</b>	<b>122</b>	<b>236</b>	<b>2033-75.3</b>
<b>Opponents</b>	<b>27</b>	<b>5411</b>	<b>687-1554</b>	<b>.442</b>	<b>190-529</b>	<b>.359</b>	<b>409-604</b>	<b>.677</b>	<b>365-631</b>	<b>996-35.7</b>	<b>549</b>	<b>361</b>	<b>426</b>	<b>82</b>	<b>195</b>	<b>1973-73.1</b>

## 1996-97

Record: 20-12 Home: 13-3 Away: 5-7 Neutral: 2-2

Player	G-GS	Min.-Avg.	FGM-FGA	Pct.	3PM-3PA	Pct.	FTM-FTA	Pct.	Off.-Def.	Tot.-Avg.	PF-DQ	AT	TO	BL	ST	Pts.-Avg.
Collins	31-31	1081-34.9	182-397	.458	75-203	.369	75-112	.670	51-107	158-5.1	85-0	87	65	14	55	514-16.6
Jackson	31-26	879-28.4	135-303	.446	7-18	.389	65-109	.596	80-114	194-6.3	79-1	18	52	46	23	342-11.0
Louis	25-14	677-27.1	109-219	.498	0-0	.000	57-88	.648	66-104	170-6.8	71-2	9	42	30	18	275-11.0
Thompson	32-29	960-30.0	103-257	.401	31-88	.352	43-67	.642	27-81	108-3.4	86-4	184	98	10	71	280-8.8
Greer	32-20	870-27.2	91-213	.427	38-105	.362	49-80	.613	41-83	124-3.9	52-2	71	42	9	39	269-8.4
Luchman	32-25	729-22.8	97-188	.516	0-0	.000	65-89	.730	77-115	192-6.0	99-5	15	24	19	27	259-8.1
Brower	29-3	445-15.3	65-144	.451	28-84	.333	24-36	.667	10-26	36-1.2	42-0	27	35	1	13	182-6.3
Hale	32-10	417-13.9	47-110	.427	9-38	.237	27-40	.675	26-43	69-2.3	35-0	14	25	10	9	130-4.3
Deas	31-3	329-10.6	28-76	.368	6-20	.300	15-27	.556	7-36	43-1.4	38-1	66	48	1	24	77-2.5
Sparks	5-0	33-6.6	6-11	.545	0-1	.000	0-2	.000	1-4	5-1.0	7-0	1	4	0	1	12-2.4
Mulligan	9-0	27-3.0	3-9	.333	1-1	1.000	1-6	.167	0-3	3-0.3	7-0	0	4	2	0	8-0.9
Polley	1-0	3-3.0	0-1	.000	0-0	.000	0-0	.000	0-0	0-0.0	0-0	0	0	0	0	0-0.0
<b>FSU</b>	<b>32</b>	<b>6450</b>	<b>866-1928</b>	<b>.449</b>	<b>195-558</b>	<b>.349</b>	<b>421-656</b>	<b>.642</b>	<b>386-716</b>	<b>1206-37.7</b>	<b>601</b>	<b>492</b>	<b>439</b>	<b>142</b>	<b>280</b>	<b>2348-73.4</b>
<b>Opponents</b>	<b>32</b>	<b>6450</b>	<b>758-1896</b>	<b>.400</b>	<b>172-538</b>	<b>.320</b>	<b>448-687</b>	<b>.652</b>	<b>475-715</b>	<b>1190-37.2</b>	<b>567</b>	<b>360</b>	<b>485</b>	<b>118</b>	<b>200</b>	<b>2136-66.8</b>



# YEAR-BY-YEAR ALL-TIME INDIVIDUAL STATISTICS

## 1997-98

Record: 18-14 Home: 9-5 Away: 6-6 Neutral: 3-3

Player	G-GS	Min.-Avg.	FGM-FGA	Pct.	3PM-3PA	Pct.	FTM-FTA	Pct.	Off.-Def.	Tot.-Avg.	PF-DQ	AT	TO	BL	ST	Pts.-Avg.
Jackson	31-28	867-28.0	153-314	.487	3-19	.158	85-118	.720	61-111	172-5.5	79-5	34	80	37	26	394-12.7
Baker	31-28	873-28.2	120-240	.500	33-98	.337	99-124	.798	45-88	133-4.3	108-3	64	78	7	59	372-12.0
Greer	32-32	988-30.9	127-321	.396	43-147	.293	57-76	.750	52-93	145-4.5	61-1	81	64	6	32	354-11.1
Louis	32-31	882-27.6	134-241	.556	0-0	.000	74-132	.561	70-155	225-7.0	80-3	28	40	50	18	342-10.7
Thompson	32-32	1072-33.5	104-283	.367	19-80	.238	55-76	.724	15-110	125-3.9	91-2	172	124	9	60	282-8.8
Hale	32-4	569-17.8	70-147	.476	20-61	.328	27-44	.614	46-81	127-4.0	75-1	35	40	16	15	187-5.8
Shabazz	32-4	517-16.2	61-110	.555	0-0	.000	42-90	.467	57-63	120-3.8	55-0	9	43	37	13	164-5.1
Brower	6-0	50-8.3	7-15	.467	3-8	.375	3-4	.750	0-6	6-1.0	2-0	2	3	0	0	20-3.3
Mulligan	16-1	107-6.7	13-25	.520	0-0	.000	11-17	.647	11-4	15-0.9	10-0	4	11	0	0	37-2.3
Deas	21-0	158-7.5	15-40	.375	4-13	.308	9-12	.750	1-17	18-0.9	21-0	22	31	1	12	43-2.0
Simmons	24-0	177-7.4	17-47	.362	0-3	.000	11-19	.579	17-14	31-1.3	31-0	2	10	2	1	45-1.9
Thompson	17-0	82-4.8	8-27	.296	1-1	1.000	7-12	.583	5-10	15-0.9	12-0	1	5	0	1	24-1.1
Chlebek	17-0	66-3.9	5-15	.333	3-8	.375	6-7	.857	1-6	7-0.4	4-0	6	9	0	0	19-0.5
Sheffield	3-0	5-1.7	1-2	.500	0-0	.000	0-0	.000	0-0	0-0.0	0-0	0	0	0	0	2-0.7
Pierre	5-0	6-1.2	1-1	1.000	0-0	.000	0-0	.000	0-3	3-0.6	2-0	1	1	0	0	2-0.4
Thomas	2-0	6-3.0	0-2	.000	0-0	.000	0-0	.000	0-1	1-0.5	0-0	0	0	0	0	0-0.0
<b>FSU</b>	<b>32</b>	<b>6425</b>	<b>836-1830</b>	<b>.457</b>	<b>129-438</b>	<b>.295</b>	<b>486-731</b>	<b>.665</b>	<b>381-762</b>	<b>1240-38.8</b>	<b>631</b>	<b>461</b>	<b>543</b>	<b>165</b>	<b>237</b>	<b>2287-71.5</b>
<b>Opponents</b>	<b>32</b>	<b>6425</b>	<b>766-1881</b>	<b>.401</b>	<b>179-569</b>	<b>.315</b>	<b>507-731</b>	<b>.694</b>	<b>406-674</b>	<b>1080-33.8</b>	<b>632</b>	<b>373</b>	<b>464</b>	<b>115</b>	<b>296</b>	<b>2218-69.3</b>

## 1998-99

Record: 13-17 Home: 7-7 Away: 3-8 Neutral: 3-2

Player	G-GS	Min.-Avg.	FGM-FGA	Pct.	3PM-3PA	Pct.	FTM-FTA	Pct.	Off.-Def.	Tot.-Avg.	PF-DQ	AT	TO	BL	ST	Pts.-Avg.
Hale	30-30	914-30.5	167-351	.476	39-119	.328	108-135	.800	59-109	168-5.6	92-6	41	57	27	34	481-16.0
Baker	30-27	953-31.8	151-345	.438	43-139	.309	90-122	.738	44-88	132-4.4	95-9	84	82	6	80	435-14.5
Anderson	23-10	678-29.5	115-190	.605	2-10	.200	41-61	.672	47-70	117-5.1	63-3	22	29	8	32	273-11.9
Crawford	30-4	854-28.5	108-288	.375	64-161	.398	38-66	.576	18-65	83-2.8	58-1	85	66	3	16	318-10.6
Shabazz	5-5	155-31.0	14-36	.389	0-0	.000	18-38	.474	16-24	40-8.0	15-0	1	14	15	2	46-9.2
Arrington	30-29	920-30.7	87-206	.422	16-61	.262	52-74	.703	10-75	85-2.8	67-2	181	129	2	64	242-8.1
Simmons	30-20	739-24.6	71-150	.473	1-1	1.000	33-69	.478	56-63	119-4.0	82-5	13	29	10	15	176-5.9
Thompson	25-0	147-5.9	16-40	.400	0-3	.000	9-16	.563	13-16	29-1.2	21-0	1	6	1	5	41-1.6
Mathis	20-0	69-3.5	9-30	.300	8-18	.444	5-9	.556	3-7	10-0.5	16-0	4	4	0	0	31-1.6
Mott	30-23	499-16.6	15-45	.333	0-0	.000	11-21	.524	39-43	82-2.7	76-3	6	27	11	14	41-1.4
Dixon	21-0	95-4.5	9-21	.429	2-6	.333	1-3	.333	11-12	23-1.1	5-0	1	10	3	1	21-1.0
Daniels	3-0	7-2.3	0-3	.000	0-0	.000	2-2	1.000	1-1	2-0.7	1-0	0	0	0	0	2-0.7
Chlebek	17-0	45-2.6	3-10	.300	3-5	.600	0-3	.000	1-1	2-0.1	5-0	8	6	0	1	9-0.5
Morris	4-0	8-2.0	0-4	.000	0-1	.000	2-2	1.000	0-0	0-0.0	0-0	0	0	0	0	2-0.5
Hull	3-0	3-1.0	0-2	.000	0-1	.000	0-0	.000	0-0	0-0.0	0-0	0	0	0	0	0-0.0
Pierre	6-1	12-2.0	0-0	.000	0-0	.000	0-0	.000	0-1	1-0.2	2-0	0	3	0	0	0-0.0
Skwara	2-0	2-1.0	0-0	.000	0-0	.000	0-0	.000	0-0	0-0.0	1-0	0	0	0	0	0-0.0
<b>Team</b>										74-2.5	10					
<b>FSU</b>	<b>30</b>	<b>6100</b>	<b>765-1721</b>	<b>.445</b>	<b>178-525</b>	<b>.339</b>	<b>410-621</b>	<b>.660</b>	<b>318-575</b>	<b>967-32.2</b>	<b>599-29</b>	<b>447</b>	<b>472</b>	<b>86</b>	<b>264</b>	<b>2118-70.6</b>
<b>Opponents</b>	<b>30</b>	<b>6100</b>	<b>766-1663</b>	<b>.461</b>	<b>199-554</b>	<b>.359</b>	<b>469-705</b>	<b>.665</b>	<b>393-678</b>	<b>1071-35.7</b>	<b>566-31</b>	<b>429</b>	<b>523</b>	<b>121</b>	<b>241</b>	<b>2200-73.3</b>

## 1999-00

Record: 12-17 Home: 8-6 Away: 3-9 Neutral: 1-2

Player	G-GS	Min.-Avg.	FGM-FGA	Pct.	3PM-3PA	Pct.	FTM-FTA	Pct.	Off.-Def.	Tot.-Avg.	PF-DQ	AT	TO	BL	ST	Pts.-Avg.
Hale	28-25	864-30.9	139-348	.399	43-121	.355	117-155	.755	38-96	134-4.8	58-1	33	68	24	22	438-15.6
Anderson	27-21	821-30.4	152-299	.508	52-121	.430	54-81	.667	57-62	119-4.4	47-0	35	43	15	31	410-15.2
Arrington	29-29	938-32.3	95-258	.368	29-76	.382	39-55	.709	11-112	123-4.2	47-1	182	123	3	44	258-8.9
Simmons	28-27	685-24.5	83-176	.472	8-22	.364	36-49	.735	53-84	137-4.9	60-0	16	33	16	20	210-7.5
Crawford	15-5	284-18.9	29-91	.319	13-48	.271	8-13	.615	3-18	21-1.4	17-0	13	25	1	3	79-5.3
Dixon	29-9	534-18.4	40-99	.404	12-34	.353	45-59	.763	41-55	96-3.3	51-1	27	30	2	12	137-4.7
Mathis	22-0	131-6.0	21-59	.356	9-36	.250	16-20	.800	8-13	21-0.9	17-0	7	15	1	3	67-3.0
Tucker	29-0	310-10.7	23-62	.371	0-0	.000	16-37	.432	18-37	55-1.9	41-0	2	24	5	7	62-2.1
Anderson	29-17	504-17.4	22-58	.379	0-0	.000	18-27	.667	31-68	99-3.4	29-1	7	11	43	2	62-2.1
Mott	29-12	383-13.2	17-44	.386	0-0	.000	22-38	.579	37-51	88-3.0	62-1	8	21	7	6	56-1.9
Dixon	28-0	178-6.4	20-47	.426	0-0	.000	10-24	.417	19-41	60-2.1	39-0	0	21	3	1	50-1.8
Chlebek	26-0	163-6.3	14-48	.292	9-32	.281	5-6	.833	3-17	20-0.8	15-0	21	28	0	2	42-1.6
Hull	2-0	3-1.5	1-2	.500	0-0	.000	0-0	.000	0-0	0-0.0	0-0	0	0	0	0	2-1.0
Osborne	3-0	2-0.7	0-0	.000	0-0	.000	1-2	.500	0-1	1-0.3	0-0	1	0	0	0	1-0.3
<b>Team</b>										101-3.5	18					
<b>FSU</b>	<b>29</b>	<b>5800</b>	<b>656-1591</b>	<b>.412</b>	<b>175-490</b>	<b>.357</b>	<b>387-566</b>	<b>.684</b>	<b>319-655</b>	<b>1075-37.1</b>	<b>483</b>	<b>352</b>	<b>499</b>	<b>120</b>	<b>153</b>	<b>1874-64.6</b>
<b>Opponents</b>	<b>29</b>	<b>5800</b>	<b>750-1758</b>	<b>.427</b>	<b>194-535</b>	<b>.363</b>	<b>342-536</b>	<b>.638</b>	<b>395-648</b>	<b>1043-36.0</b>	<b>509</b>	<b>404</b>	<b>341</b>	<b>128</b>	<b>238</b>	<b>2036-70.2</b>

# YEAR-BY-YEAR ALL-TIME INDIVIDUAL STATISTICS

## 2000-01

Record: 9-21 Home: 5-11 Away: 3-7 Neutral: 1-3

Player	G-GS	Min.-Avg.	FGM-FGA	Pct.	3PM-3PA	Pct.	FTM-FTA	Pct.	Off.-Def.	Tot.-Avg.	PF-DQ	AT	TO	BL	ST	Pts.-Avg.
Arrington	30-30	981-32.7	117-270	.433	33-102	.324	77-106	.726	18-105	123-4.1	51-1	143	115	0	56	344-11.5
Cummings	29-1	672-23.2	101-223	.453	3-14	.214	106-144	.736	36-61	97-3.3	55-1	51	49	5	22	311-10.7
Crawford	30-29	781-26.0	107-279	.384	58-166	.349	39-56	.696	20-51	71-2.4	58-1	44	49	1	17	311-10.4
Joiner	30-30	900-30.0	109-254	.429	14-48	.292	47-63	.746	63-116	179-6.0	75-2	43	44	26	32	279-9.3
Dixon	30-30	852-28.4	91-198	.460	28-78	.359	50-75	.667	61-112	173-5.8	92-3	43	51	11	22	260-8.7
Mathews	28-9	600-21.4	81-174	.466	0-0	.000	42-67	.627	29-58	87-3.1	95-7	4	21	44	12	204-7.3
Dixon	29-21	426-14.7	76-157	.484	0-0	.000	43-94	.457	67-77	144-5.0	83-2	2	50	0	7	195-6.7
Wilson	30-0	390-13.0	39-116	.336	10-46	.217	42-52	.808	22-30	52-1.7	33-0	15	25	1	9	130-4.3
Anderson	30-0	266-8.9	14-37	.378	0-0	.000	4-11	.364	16-21	37-1.2	34-1	2	11	12	2	32-1.1
Haywood	9-0	43-4.8	2-5	.400	0-0	.000	1-2	.500	0-5	5-0.6	4-0	5	4	2	2	5-0.6
Lowery	2-0	208-7.7	5-23	.217	2-9	.222	2-3	.667	6-15	21-0.8	18-0	37	22	0	4	14-0.5
Murray	5-0	5-1.0	0-1	.000	0-0	.000	0-2	.000	1-1	2-0.4	1-0	0	1	1	0	0-0.0
Moran	2-0	1-0.5	0-2	.000	0-1	.000	0-0	.000	0-0	0-0.0	0-0	0	0	0	1	0-0.0
Team									57-49	106-3.5	1		6			
<b>FSU</b>	<b>30</b>	<b>6125</b>	<b>742-1739</b>	<b>.427</b>	<b>148-464</b>	<b>.319</b>	<b>453-675</b>	<b>.671</b>	<b>396-701</b>	<b>1097-36.6</b>	<b>600-18</b>	<b>389</b>	<b>448</b>	<b>103</b>	<b>186</b>	<b>2085-69.5</b>
<b>Opponents</b>	<b>30</b>	<b>6125</b>	<b>795-1756</b>	<b>.453</b>	<b>219-555</b>	<b>.395</b>	<b>479-688</b>	<b>.696</b>	<b>364-697</b>	<b>1061-35.4</b>	<b>580</b>	<b>428</b>	<b>389</b>	<b>131</b>	<b>226</b>	<b>2288-76.3</b>

## 2001-02

Record: 12-17 Home: 10-6 Away: 1-10 Neutral: 1-1

Player	G-GS	Min.-Avg.	FGM-FGA	Pct.	3PM-3PA	Pct.	FTM-FTA	Pct.	Off.-Def.	Tot.-Avg.	PF-DQ	AT	TO	BL	ST	Pts.-Avg.
Cummings	28-28	832-29.7	159-301	.528	13-36	.361	103-135	.763	46-60	106-3.8	63-0	48	51	6	27	434-15.5
Arrington	29-29	973-33.6	114-280	.407	42-114	.368	59-80	.738	24-88	112-3.9	52-3	182	110	1	61	329-11.3
Dixon	29-29	767-26.4	95-215	.442	41-125	.328	29-42	.690	46-77	123-3.2	69-1	24	38	3	26	260-9.0
Dixon	28-22	492-17.6	89-180	.494	0-0	.000	50-101	.495	94-86	180-6.4	73-2	5	65	4	8	228-8.1
Joiner	28-23	728-12.6	81-203	.399	31-77	.403	24-35	.686	57-74	131-4.7	58-1	39	56	5	25	217-7.8
Richardson	28-0	494-11.5	70-211	.332	24-81	.296	38-59	.644	30-71	101-3.6	33-0	27	34	15	21	202-7.2
Harvey	28-3	352-12.5	46-84	.548	0-0	.000	26-49	.531	37-49	86-3.1	47-0	4	19	26	11	118-4.2
Bracy	22-1	254-11.3	32-95	.337	14-51	.275	11-16	.688	8-14	22-1.0	24-0	16	25	0	5	89-4.0
Mathews	29-5	362-1.7	41-84	.488	0-0	.000	24-45	.533	19-48	67-2.3	66-1	4	23	34	6	106-3.7
Waleskowski	29-3	327-10.6	29-94	.309	2-11	.182	25-31	.806	31-39	70-2.4	35-0	10	25	7	17	85-2.9
McPherson	3-0	5-1.7	1-2	.500	1-1	1.000	2-2	1.000	0-0	0-0.0	1-0	0	0	0	1	5-1.7
Lowery	5-0	53-10.6	1-6	.167	1-5	.200	0-0	.000	0-4	4-0.8	4-0	8	6	0	3	3-0.6
Anderson	11-1	21-1.9	1-3	.333	0-0	.000	1-2	.500	2-5	7-0.6	0-0	0	1	0	0	3-0.3
Haywood	25-0	136-5.4	0-3	.000	0-0	.000	3-5	.600	0-10	10-0.4	19-0	13	15	0	10	3-0.1
Krieg	8-1	15-1.9	0-1	.000	0-0	.000	0-0	.000	1-4	5-0.6	1-0	1	3	1	0	0-0.0
Wilson	1-0	7-7.0	0-2	.000	0-1	.000	0-0	.000	0-1	1-1.0	0-0	1	1	0	0	0-0.0
Moran	4-0	7-1.8	0-1	.000	0-1	.000	0-0	.000	0-0	0-0.0	0-0	0	0	0	1	0-0.0
Team									55-46	101-3.5	1-0		4			
<b>FSU</b>	<b>29</b>	<b>5,825</b>	<b>759-1,765</b>	<b>.430</b>	<b>169-503</b>	<b>.336</b>	<b>395-602</b>	<b>.656</b>	<b>450-676</b>	<b>1,126-38.8</b>	<b>537-8</b>	<b>382</b>	<b>476</b>	<b>102</b>	<b>222</b>	<b>2,082-71.8</b>
<b>Opponents</b>	<b>29</b>	<b>5,825</b>	<b>753-1,709</b>	<b>.441</b>	<b>223-612</b>	<b>.364</b>	<b>417-589</b>	<b>.708</b>	<b>361-655</b>	<b>1,016-35.0</b>	<b>573</b>	<b>429</b>	<b>426</b>	<b>122</b>	<b>247</b>	<b>2,146-74.0</b>

## 2002-03

Record: 14-15 Home: 11-5 Away: 1-8 Neutral: 2-2

Player	G-GS	Min.-Avg.	FGM-FGA	Pct.	3PM-3PA	Pct.	FTM-FTA	Pct.	Off.-Def.	Tot.-Avg.	PF-DQ	AT	TO	BL	ST	Pts.-Avg.
Pickett	29-29	959-33.1	167-437	.382	84-259	.324	77-89	.865	31-134	165-5.7	86-4	61	62	10	82	495-17.1
Richardson	29-24	841-29.0	134-285	.470	11-37	.297	82-104	.788	59-94	153-5.3	67-1	44	58	33	34	361-12.4
Joiner	29-22	773-26.7	99-204	.485	25-65	.385	23-50	.460	35-84	119-4.1	75-3	54	64	11	40	256-8.5
Harvey	29-26	533-18.4	95-161	.590	0-0	.000	53-92	.576	59-88	147-5.1	69-0	13	35	34	33	243-8.4
Wilson	5-5	136-27.2	13-44	.295	4-24	.167	9-12	.750	6-12	18-3.6	5-0	6	7	2	3	39-7.8
Galloway	29-1	690-23.8	67-158	.424	23-58	.397	43-67	.642	7-54	61-2.1	71-3	97	70	2	26	200-6.9
Johnson	29-29	894-30.8	42-132	.318	30-84	.357	24-35	.686	10-71	81-2.8	45-0	84	48	0	26	138-4.8
Waleskowski	29-9	495-17.1	53-128	.414	4-14	.286	10-13	.769	37-50	87-3.0	56-1	28	41	12	12	120-4.1
Mathews	29-0	279-9.6	30-60	.500	0-0	.000	19-30	.633	11-23	34-1.2	47-0	6	24	22	4	79-2.7
Callier	19-0	111-5.8	11-35	.314	5-12	.417	6-12	.600	8-18	26-1.4	15-0	3	13	2	5	33-1.7
Haywood	14-0	39-2.8	6-7	.857	0-0	.000	3-13	.231	2-2	4-0.3	5-0	4	3	0	2	15-1.1
Moran	9-0	23-2.6	0-6	.000	0-4	.000	3-4	.750	1-1	2-0.2	5-0	3	1	2	3	3-0.3
Wightman	8-0	11-1.4	1-4	.250	0-2	.000	0-0	.000	1-1	2-0.3	2-0	1	2	0	2	2-0.3
Gordon	1-0	1-1.0	0-0	.000	0-0	.000	0-0	.000	0-0	0-0.0	0-0	0	0	0	0	0-0.0
Fells	8-0	15-1.9	0-1	.000	0-0	.000	0-5	.000	2-1	2-0.4	1-0	0	1	0	1	0-0.0
Team									39-63	102-3.5	1-0		3			
<b>FSU</b>	<b>29</b>	<b>5,800</b>	<b>718-1,662</b>	<b>.432</b>	<b>186-559</b>	<b>.333</b>	<b>352-524</b>	<b>.672</b>	<b>308-696</b>	<b>1,004-34.6</b>	<b>550-12</b>	<b>404</b>	<b>432</b>	<b>130</b>	<b>273</b>	<b>1,974-68.1</b>
<b>Opponents</b>	<b>29</b>	<b>5,800</b>	<b>650-1,662</b>	<b>.391</b>	<b>209-618</b>	<b>.338</b>	<b>421-571</b>	<b>.737</b>	<b>364-705</b>	<b>1,069-36.9</b>	<b>531</b>	<b>388</b>	<b>473</b>	<b>93</b>	<b>200</b>	<b>1,930-66.6</b>

# YEAR-BY-YEAR ALL-TIME INDIVIDUAL STATISTICS

## 2003-04

Record: 19-14 Home: 15-3 Away: 3-10 Neutral: 1-1

Player	G-GS	Min.-Avg.	FGM-FGA	Pct.	3PM-3PA	Pct.	FTM-FTA	Pct.	Off.-Def.	Tot.-Avg.	PF-DQ	AT	TO	BL	ST	Pts.-Avg.
Pickett	33-33	980-29.7	185-427	.433	110-270	.407	63-83	.759	33-116	149-4.5	83-2	69	79	11	82	543-16.5
Johnson	33-16	687-20.8	103-187	.551	0-1	.000	106-157	.675	40-98	138-4.2	91-4	27	87	20	27	312-9.5
Wafer	43-0	560-17.5	90-244	.369	43-132	.326	30-50	.600	17-43	60-1.9	50-1	36	36	5	24	253-7.9
Richardson	33-16	590-17.9	81-187	.433	14-46	.304	66-81	.815	41-78	119-3.6	36-0	32	36	20	26	242-7.3
Waleskowski	33-3	712-21.6	83-177	.469	21-52	.404	37-52	.712	71-107	178-5.4	76-0	38	70	22	30	224-6.8
Joiner	33-30	738-22.4	79-164	.482	22-65	.338	23-34	.676	54-67	121-3.7	67-2	49	47	15	26	203-6.2
Johnson	33-33	898-27.2	61-139	.439	42-100	.420	11-20	.550	10-66	76-2.3	40-0	125	39	3	34	175-5.3
Wilson	43-17	478-14.9	41-105	.390	28-71	.394	20-28	.714	26-38	64-2.0	53-1	27	24	2	6	130-4.1
Galloway	33-0	483-14.6	31-90	.344	10-39	.256	35-51	.686	8-39	47-1.4	51-0	74	43	1	20	107-3.2
Thornton	30-0	238-7.9	30-58	.517	3-7	.429	21-42	.500	17-37	54-1.8	41-0	6	15	7	7	84-2.9
Mathews	29-17	258-8.9	23-62	.371	0-0	.000	13-21	.619	17-36	53-1.8	27-0	7	32	18	5	59-2.0
Callier	11-0	53-4.8	5-13	.385	1-1	1.000	4-6	.667	2-10	12-1.1	10-0	1	5	0	3	15-1.4
Gordon	8-0	15-1.9	3-5	.600	2-3	.667	0-0	.000	1-1	2-0.3	2-0	1	2	0	0	8-1.0
Penny	6-0	10-1.7	0-2	.000	0-1	.000	4-6	.667	0-2	2-0.3	0-0	1	1	0	1	4-0.7
Team									50-67	117-3.7	0-0			3		
<b>FSU</b>	<b>33</b>	<b>6,700</b>	<b>815-1,860</b>	<b>.438</b>	<b>296-788</b>	<b>.376</b>	<b>433-631</b>	<b>.686</b>	<b>387-805</b>	<b>1,192-36.1</b>	<b>627-10</b>	<b>493</b>	<b>519</b>	<b>124</b>	<b>291</b>	<b>2,359-71.5</b>
<b>Opponents</b>	<b>33</b>	<b>6,700</b>	<b>739-1,844</b>	<b>.401</b>	<b>245-762</b>	<b>.322</b>	<b>425-645</b>	<b>.659</b>	<b>401-752</b>	<b>1,152-34.9</b>	<b>611-00</b>	<b>408</b>	<b>538</b>	<b>95</b>	<b>231</b>	<b>2,148-65.1</b>

## 2004-05

Record: 12-19 Home: 9-7 Away: 3-8 Neutral: 0-4

Player	G-GS	Min.-Avg.	FGM-FGA	Pct.	3PM-3PA	Pct.	FTM-FTA	Pct.	Off.-Def.	Tot.-Avg.	PF-DQ	AT	TO	BL	ST	Pts.-Avg.
Wafer	29-22	758-26.1	124-284	.437	65-164	.396	49-68	.721	5-68	73-2.5	33-0	48	49	8	30	362-12.5
Thornton	29-4	522-18.0	101-186	.543	4-14	.286	57-106	.538	48-80	128-4.4	69-3	20	40	18	14	263-9.1
Waleskowski	31-8	672-21.7	90-183	.492	21-50	.420	58-78	.744	42-94	136-4.4	76-3	25	61	14	19	259-8.4
Johnson	30-29	525-17.5	76-167	.455	3-9	.333	50-87	.575	45-83	128-4.3	84-2	16	69	16	23	205-6.8
Richardson	29-8	452-15.6	67-132	.508	14-43	.326	37-45	.822	30-72	102-3.5	27-0	21	28	16	14	185-6.4
Galloway	31-31	804-25.9	65-151	.430	29-81	.358	31-47	.660	5-58	63-2.0	65-1	92	73	2	35	190-6.1
Rich	30-11	584-19.5	64-156	.410	6-27	.222	29-41	.707	22-39	61-2.0	57-1	46	35	7	22	136-5.4
Swann	31-0	513-16.5	58-139	.417	17-51	.333	28-37	.757	11-49	60-1.9	68-1	62	80	3	24	161-5.2
Romero	31-14	441-14.2	40-83	.482	6-17	.353	31-55	.564	26-52	78-2.5	41-1	12	26	8	10	117-3.8
Wilson	31-28	652-21.0	34-96	.354	27-76	.355	14-19	.737	29-42	71-2.3	57-2	27	15	1	6	109-3.5
Griffin	9-0	50-5.6	11-22	.500	3-5	.600	3-9	.333	2-5	7-0.8	5-0	3	2	4	1	28-3.1
Mims	29-0	268-9.2	24-69	.348	5-20	.250	29-34	.853	10-26	36-1.2	18-0	20	14	3	18	82-2.8
Engstrom	4-0	9-1.8	2-3	.667	0-0	.000	0-0	.000	0-0	0-0	0-0	2	0	0	0	4-1.0
Team									34-51	85-2.7	1			4		
<b>FSU</b>	<b>31</b>	<b>6,250</b>	<b>756-1,671</b>	<b>.452</b>	<b>200-557</b>	<b>.359</b>	<b>416-626</b>	<b>.665</b>	<b>309-719</b>	<b>1,028-33.2</b>	<b>601-14</b>	<b>394</b>	<b>496</b>	<b>100</b>	<b>216</b>	<b>2,218-68.6</b>
<b>Opponents</b>	<b>31</b>	<b>6,250</b>	<b>746-1,736</b>	<b>.430</b>	<b>229-677</b>	<b>.338</b>	<b>449-667</b>	<b>.673</b>	<b>368-702</b>	<b>1,070-34.5</b>	<b>599-14</b>	<b>402</b>	<b>454</b>	<b>97</b>	<b>251</b>	<b>2,170-70.0</b>

## 2005-06

Record: 20-10 Home: 14-3 Away: 4-6 Neutral: 2-1

Player	G-GS	Min.-Avg.	FGM-FGA	Pct.	3PM-3PA	Pct.	FTM-FTA	Pct.	Off.-Def.	Tot.-Avg.	PF-DQ	AT	TO	BL	ST	Pts.-Avg.
Thornton, A.	30-30	871-29.0	171-330	.518	20-42	.476	122-164	.744	87-121	208-6.9	75-2	37	73	9	29	484-16.1
Johnson, A.	29-28	723-24.9	127-235	.540	9-29	.310	120-170	.706	74-142	216-7.4	93-5	21	82	30	31	383-13.2
Rich, J.	30-29	808-26.9	125-267	.468	8-45	.178	42-57	.737	26-67	93-3.1	70-1	49	50	10	36	300-10.0
Swann, I.	30-29	673-22.4	92-208	.442	33-100	.330	34-52	.654	13-49	62-2.1	63-1	87	62	4	47	251-8.4
Galloway, T.	30-30	844-28.1	73-167	.437	30-78	.385	49-80	.613	10-55	65-2.2	61-1	93	66	1	48	225-7.5
Wilson, A.	30-2	589-19.6	61-118	.517	41-82	.500	26-34	.765	19-35	54-1.8	32-1	23	25	1	10	189-6.3
Romero, D.	30-2	475-15.8	39-64	.609	8-16	.500	31-45	.689	18-61	79-2.6	51-1	15	24	7	10	117-3.9
Mims, R.	30-0	373-12.4	27-80	.338	7-23	.304	52-66	.788	17-29	46-1.5	25-0	52	37	2	16	113-3.8
Allen, J.	30-0	358-11.9	38-96	.396	17-43	.395	5-10	.500	12-30	42-1.4	34-0	18	21	0	10	98-3.3
Breeden, C.	22-0	150-6.8	22-47	.468	7-20	.350	11-17	.647	9-17	26-1.2	24-0	9	15	5	10	62-2.8
Echefu, U.	29-0	214-7.4	26-58	.448	4-11	.364	12-22	.545	14-27	41-1.4	34-1	5	24	3	14	68-2.3
Hoff, B.	4-0	12-3.0	2-5	.400	0-0	.000	2-2	1.000	1-1	2-0.5	2-0	0	0	0	1	6-1.5
Zitani, M.	4-0	10-2.5	3-6	.500	0-1	.000	0-0	.000	1-0	1-0.3	0-0	0	1	0	0	6-1.5
Team									34-51	85-2.7	1			4		
<b>FSU</b>	<b>30</b>	<b>6,100</b>	<b>806-1,681</b>	<b>.479</b>	<b>184-490</b>	<b>.376</b>	<b>506-719</b>	<b>.704</b>	<b>338-681</b>	<b>1,019-34.0</b>	<b>564-13</b>	<b>409</b>	<b>782</b>	<b>72</b>	<b>262</b>	<b>2,302-76.7</b>
<b>Opponents</b>	<b>30</b>	<b>6,102</b>	<b>718-1,666</b>	<b>.431</b>	<b>225-633</b>	<b>.355</b>	<b>416-576</b>	<b>.722</b>	<b>335-631</b>	<b>966-32.2</b>	<b>625-</b>	<b>384</b>	<b>545</b>	<b>83</b>	<b>204</b>	<b>2,077-69.2</b>

## 2006-07

Record: 22-13 Home: 16-3 Away: 4-9 Neutral: 2-1

Player	G-GS	Min.-Avg.	FGM-FGA	Pct.	3PM-3PA	Pct.	FTM-FTA	Pct.	Off.-Def.	Tot.-Avg.	PF-DQ	AT	TO	BL	ST	Pts.-Avg.
Thornton, A.	35-35	1,092-31.2	244-460	.530	36-81	.444	166-210	.790	106-145	251-7.2	95-4	24	87	40	53	690-19.7
Douglas, T.	30-28	865-28.8	143-301	.475	31-78	.397	63-80	.788	23-59	82-2.7	53-0	87	73	8	35	380-12.7
Rich, J.	35-34	1,047-29.9	138-263	.525	14-36	.389	70-87	.805	40-81	121-3.5	82-3	60	70	7	36	360-10.3
Swann, I.	35-34	978-27.9	126-273	.462	68-166	.410	39-49	.796	24-81	105-3.0	88-3	110	72	6	43	359-10.3
Echefu, U.	35-35	734-21.0	80-183	.437	25-76	.329	58-75	.773	41-110	151-4.3	96-1	20	50	20	29	243-6.9
Allen, J.	35-2	670-19.1	63-154	.409	28-82	.341	18-26	.692	20-49	69-2.0	50-0	38	35	8	25	172-4.9
Mims, R.	35-7	680-19.4	52-125	.416	25-66	.379	42-56	.750	19-55	74-2.1	36-0	74	59	7	35	171-4.9
Breeden, C.	34-0	295-8.7	35-76	.461	9-29	.310	20-26	.769	12-22	34-1.0	51-2	8	21	4	9	99-2.9
Reid, R.	35-0	563-16.1	41-73	.562	0-0	.000	19-41	.463	46-67	113-3.2	62-0	8	38	16	9	101-2.9
Hoff, B.	11-0	23-2.1	6-14	.429	1-5	.200	0-0	.000	1-3	4-0.4	2-0	1	1	0	0	13-1.2
Zitani, M.	12-0	24-2.0	4-14	.286	0-1	.000	2-3	.667	4-2	6-0.5	6-0	0	2	0	0	10-0.8
Soto, J.	13-0	54-4.2	4-11	.364	0-4	.000	1-4	.250	2-8	10-0.8	4-0	3	2	0	2	9-0.7
Team									37-47	84-2.4	2			3		
<b>FSU</b>	<b>35</b>	<b>7025</b>	<b>936-1,947</b>	<b>.481</b>	<b>237-624</b>	<b>.380</b>	<b>498-657</b>	<b>.758</b>	<b>375-729</b>	<b>1,104-31.5</b>	<b>627-13</b>	<b>433</b>	<b>513</b>	<b>116</b>	<b>276</b>	<b>2,607-74.5</b>
<b>Opponents</b>	<b>35</b>	<b>7025</b>	<b>873-1,934</b>	<b>.451</b>	<b>216-647</b>	<b>.334</b>	<b>452-643</b>	<b>.703</b>	<b>412-696</b>	<b>1,108-31.7</b>	<b>659-16</b>	<b>450</b>	<b>564</b>	<b>115</b>	<b>222</b>	<b>2,414-69.0</b>

## 2007-2008 FLORIDA STATE UNIVERSITY SEMINOLE BASKETBALL



# YEAR-BY-YEAR ALL-TIME INDIVIDUAL STATISTICS

Year	Points	Scoring Average	Rebounds	Assists	Blocked Shots	Steals	Field Goal %	Free Throw %
1947-48	164 ... Bill Kratzert	9.7... Bill Kratzert						
1948-49	208 ... Lee Benjamin	18.9... Lee Benjamin						
1949-50								
1950-51	493 ... Bill Hartman	18.3... Bill Hartman					.388... Bill Hartman	
1951-52	299 ... Tom McLaughlin	12.0... Tom McLaughlin & Bob Whitmer	NA				.358... Duane Gordon	.728 ... Bob Whitmer
1952-53	468 ... Ham Wernke	21.3... Ham Wernke					.467 ... Gary Wold	.763 ... Jim Oler
1953-54	372 ... Ham Wernke	18.6... Ham Wernke						
1954-55	549 ... Jim Oler	21.1... Jim Oler	451 ... Rick Benson				.438 ... Bob Williams	.781 ... Ham Wernke
1955-56	743 ... Jim Oler	29.7... Jim Oler	237 ... Gary Wold				.481 ... Gary Wold	.818 ... Jimmy Oler
1956-57	509 ... Hugh Durham	19.6... Hugh Durham	237 ... Larry Strom				.514 ... Larry Strom	.802 ... Bobby Waits
1957-58	425 ... Burt Deckel	17.0... Burt Deckel	303 ... Dan Boltz	NA			.423 ... Larry Strom	.800 ... Hugh Durham
1958-59	504 ... Hugh Durham	21.9... Hugh Durham	264 ... Dan Boltz				.466 ... Charlie Tinsley	.806 ... Hugh Durham
1959-60	527 ... Dave Fedor	21.1... Dave Fedor	400 ... Dave Fedor				.472 ... Dave Fedor	.756 ... Dave Fedor
1960-61	456 ... Dave Fedor	19.0... Dave Fedor	336 ... Dave Fedor				.537 ... Ray Swain	.804 ... Dave Fedor
1961-62	470 ... Dave Fedor	20.4... Dave Fedor	233 ... Dave Fedor		NA	NA	.573 ... Ray Swain	.784 ... Dave Fedor
1962-63	395 ... Charlie Long	16.5... Charlie Long	199 ... Jerry Shirley				.538 ... Dale Reeves	.750 ... Jerry Shirley
1963-64	323 ... Gary Schull	12.9... Gary Schull					.868 ... Jerry Shirley	
1964-65	349 ... Jerry Shirley	15.2... Jerry Shirley	273 ... Gary Schull				.511 ... Bobby Lovell	.841 ... Ron Malmen
1965-66	474 ... Gary Schull	19.0... Gary Schull	317 ... Gary Schull				.514 ... Gary Schull	.759 ... Jim Lytle
1966-67	390 ... Bill Glenn	15.6... Bill Glenn	197 ... Dick Danford				.505 ... Dick Danford	.800 ... Bill Glenn
1967-68	508 ... Dave Cowens	18.8... Dave Cowens	456 ... Dave Cowens				.555 ... Jan Gies	.840 ... Randy Cable
1968-69	508 ... Dave Cowens	20.3... Dave Cowens	437 ... Dave Cowens	155 ... Skip Young			.620 ... Jan Gies	.750 ... Dale Klay
1969-70	463 ... Dave Cowens	17.8... Dave Cowens	447 ... Dave Cowens	127 ... Skip Young			.636 ... Willie Williams	.895 ... Ken Macklin
1970-71	589 ... Ron King	22.7... Ron King	390 ... Reggie Royals	227 ... Otto Petty			.534 ... Vernell Elzy	.833 ... Greg Samuels
1971-72	573 ... Ron King	17.9... Ron King	351 ... Reggie Royals	173 ... Otto Petty			.538 ... Larry Gay	.754 ... Ron King
1972-73	430 ... Reggie Royals	16.5... Reggie Royals	265 ... Reggie Royals	202 ... Otto Petty			.580 ... Lawrence McCray	.700 ... Otis Cole
1973-74	440 ... Larry Warren	16.9... Larry Warren	254 ... Lawrence McCray	96 ... Otis Cole			.551 ... Greg Grady	.814 ... Eugene Harris
1974-75	400 ... Larry Warren	16.0... Larry Warren	267 ... Greg Grady	110 ... Wayne Smalls			.581 ... Greg Grady	.778 ... Larry Warren
1975-76	390 ... David Thompson	14.4... David Thompson	203 ... Greg Grady & David Thompson	91 ... Carlton Byrd			.638 ... Harry Davis	.759 ... Eugene Harris
1976-77	500 ... David Thompson	18.5... David Thompson	212 ... Harry Davis	159 ... Carlton Byrd	20 ... David Thompson	56 ... David Thompson	.567 ... Harry Davis	.838 ... Wayne Smalls
1977-78	546 ... Harry Davis	19.5... Harry Davis	211 ... David Thompson	166 ... Tony Jackson	14 ... Murray Brown & Harry Davis	73 ... Tony Jackson	.577 ... Harry Davis	.816 ... Kris Anderson
1978-79	629 ... Murray Brown	21.7... Murray Brown	242 ... Murray Brown	158 ... Tony Jackson	25 ... Murray Brown	58 ... Tony Jackson	.691 ... Murray Brown	.815 ... Kris Anderson
1979-80	635 ... Mickey Dillard	20.4... Mickey Dillard	245 ... Elvis Rolle	213 ... Tony Jackson	42 ... Elvis Rolle	65 ... Tony Jackson	.646 ... Murray Brown	.766 ... Mickey Dillard
1980-81	515 ... Mickey Dillard	18.3... Mickey Dillard	257 ... Elvis Rolle	91 ... Mickey Dillard & Bobby Parks	47 ... Elvis Rolle	52 ... Mickey Dillard	.593 ... Kris Anderson	.794 ... Mickey Dillard
1981-82	523 ... Mitchell Wiggins	23.8... Mitchell Wiggins	213 ... Mitchell Wiggins	111 ... Tony William	20 ... Oren Gilmore	66 ... Tony William	.574 ... Mitchell Wiggins	.825 ... Tony William
1982-83	544 ... Mitchell Wiggins	22.7... Mitchell Wiggins	196 ... Mitchell Wiggins	156 ... Tony William	9 ... Maurice Myrick	75 ... Tony William	.538 ... Michael Johnson	.770 ... Granville Arnold
1983-84	626 ... Alton Lee Gipson	20.2... Alton Lee Gipson	208 ... Alton Lee Gipson	215 ... Tony William	23 ... Randy Allen	70 ... Dean Shaffer	.574 ... Dean Shaffer	.842 ... Granville Arnold
1984-85	568 ... Alton Lee Gipson	18.9... Alton Lee Gipson	234 ... Alton Lee Gipson	171 ... Dean Shaffer	47 ... Alton Lee Gipson	81 ... Dean Shaffer	.612 ... Jerome Fitchett	.727 ... Joe Farrar
1985-86	486 ... Pee Wee Barber	16.8... Pee Wee Barber	163 ... Randy Allen	146 ... Pee Wee Barber	30 ... Randy Allen	52 ... Pee Wee Barber	.615 ... Jerome Fitchett	.808 ... LaRae Davis
1986-87	576 ... Pee Wee Barber	19.2... Pee Wee Barber	235 ... Randy Allen	144 ... Pee Wee Barber	26 ... Jerome Fitchett	38 ... Pee Wee Barber	.572 ... Jerome Fitchett	.819 ... Jerome Fitchett
1987-88	546 ... George McCloud	18.2... George McCloud	269 ... Tat Hunter	105 ... George McCloud	20 ... Jerome Fitchett	45 ... Tharon Mayes	.590 ... Michael Polite	.891 ... Brad Johnson
1988-89	683 ... George McCloud	22.8... George McCloud	249 ... Tat Hunter	125 ... George McCloud	20 ... Tat Hunter	53 ... George McCloud	.570 ... Tat Hunter	.875 ... George McCloud
1989-90	559 ... Tharon Mayes	23.3... Tharon Mayes	262 ... Michael Polite	93 ... Tharon Mayes	36 ... Rodney Dobard	52 ... Tharon Mayes	.582 ... Michael Polite	.833 ... Tharon Mayes
1990-91	524 ... Doug Edwards	16.4... Doug Edwards	273 ... Michael Polite	103 ... Charlie Ward	47 ... Rodney Dobard	71 ... Charlie Ward	.570 ... Rodney Dobard	.713 ... Charlie Ward
1991-92	570 ... Sam Cassell	18.4... Sam Cassell	271 ... Doug Edwards	122 ... Charlie Ward	46 ... Rodney Dobard	75 ... Charlie Ward	.624 ... Rodney Dobard	.812 ... Chuck Graham
1992-93	675 ... Bob Sura	19.9... Bob Sura	290 ... Doug Edwards	170 ... Sam Cassell	111 ... Rodney Dobard	97 ... Sam Cassell	.572 ... Rodney Dobard	.759 ... Sam Cassell
1993-94	573 ... Bob Sura	21.2... Bob Sura	213 ... Bob Sura	121 ... Bob Sura	54 ... Andre Reid	65 ... Bob Sura	.518 ... Kirk Luchman	.759 ... Chuck Graham
1994-95	502 ... Bob Sura	18.6... Bob Sura	210 ... Corey Louis	146 ... Bob Sura	74 ... Corey Louis	49 ... Bob Sura	.541 ... Andre Reid	.810 ... Derrick Carroll
1995-96	494 ... James Collins	18.3... James Collins	172 ... Kirk Luchman	131 ... LaMarr Greer	43 ... Corey Louis	62 ... James Collins	.626 ... Kirk Luchman	.707 ... Scott Shepherd
1996-97	514 ... James Collins	16.6... James Collins	194 ... Randell Jackson	184 ... Kerry Thompson	46 ... Randell Jackson	55 ... James Collins	.516 ... Kirk Luchman	.730 ... Kirk Luchman
1997-98	394 ... Randell Jackson	12.7... Randell Jackson	225 ... Corey Louis	172 ... Kerry Thompson	50 ... Corey Louis	59 ... Terrell Baker	.556 ... Corey Louis	.798 ... Terrell Baker
1998-99	481 ... Ron Hale	16.0... Ron Hale	168 ... Ron Hale	181 ... Delvon Arrington	27 ... Ron Hale	80 ... Terrell Baker	.605 ... Damos Anderson	.800 ... Ron Hale
1999-00	438 ... Ron Hale	15.6... Ron Hale	137 ... Oliver Simmons	182 ... Delvon Arrington	44 ... David Anderson	44 ... Delvon Arrington	.508 ... Damos Anderson	.755 ... Ron Hale
2000-01	344 ... Delvon Arrington	11.5... Delvon Arrington	179 ... Michael Joiner	143 ... Delvon Arrington	43 ... Mike Mathews	56 ... Delvon Arrington	.484 ... Nigel Dixon	.808 ... Andrew Wilson
2001-02	434 ... Monte Cummings	15.5... Monte Cummings	180 ... Nigel Dixon	182 ... Delvon Arrington	34 ... Mike Mathews	61 ... Delvon Arrington	.528 ... Monte Cummings	.806 ... A. Waleskowski
2002-03	495 ... Tim Pickett	17.1... Tim Pickett	165 ... Tim Pickett	97 ... Todd Galloway	34 ... Trevor Harvey	82 ... Tim Pickett	.590 ... Trevor Harvey	.865 ... Tim Pickett
2003-04	543 ... Tim Pickett	16.5... Tim Pickett	178 ... A. Waleskowski	125 ... Nate Johnson	22 ... A. Waleskowski	82 ... Tim Pickett	.551 ... Alexander Johnson	.815 ... Anthony Richardson
2004-05	362 ... Von Wafer	12.5... Von Wafer	136 ... A. Waleskowski	92 ... Todd Galloway	18 ... Al Thornton	35 ... Todd Galloway	.543 ... Al Thornton	.822 ... Anthony Richardson
2005-06	484 ... Al Thornton	16.1... Al Thornton	216 ... Alexander Johnson	93 ... Todd Galloway	30 ... Alexander Johnson	48 ... Todd Galloway	.540 ... Alexander Johnson	.788 ... Ralph Mims
2006-07	690 ... Al Thornton	19.7... Al Thornton	251 ... Al Thornton	110 ... Isaiah Swann	40 ... Al Thornton	53 ... Al Thornton	.530 ... Al Thornton	.805 ... Ralph Mims

# TEAM RECORDS

## SINGLE GAME

### Most Points – Home

- 139, Baptist, 1976-77
- 134, Valdosta State, 1971-72
- 133, Central Florida, 1988-89
- 125, South Dakota, 1970-71
- 122, Miami, 1967-68  
122, Clemson, 1969-70  
122, Samford, 1970-71

### Most Points – Away

- 123, Tampa, 1961-62
- 121, Pepperdine, 1969-70
- 116, Tampa, 1960-61
- 112, Miami, 1969-70
- 111, Miami, 1968-69

### Most Points – Neutral

- 130, LSU, 1967-68
- 117, Southern Mississippi, 1970-71
- 112, Arkansas, 1988-89
- 108, Furman, 1956-57  
108, Tulane, 1969-70

### Most Points – Both Teams

- 230 – FSU 130, LSU 100, 1967-68
- 222 – Jacksonville 114, FSU 108, 1970-71
- 220 – FSU 114, Miami 106, 1970-71
- 219 – FSU 117, USM 102, 1986-87  
219 – Georgia Tech 111, FSU 108, 1998-99

### Winning Margin

- 69 – FSU 134, Valdosta 65, 1971-72
- 67 – FSU 139, Baptist 72, 1976-77
- 64 – FSU 121, Tampa 57, 1965-66
- 60 – FSU 125, South Dakota 65, 1970-71
- 58 – FSU 108, Georgia Tech 50, 1971-72

### Fewest Points Allowed

- 21 vs. Mississippi College, 1948-49
- 24 vs. Mississippi College, 1949-50
- 27 vs. Troy State, 1949-50
- 34 vs. Samford, 1972-73  
34 vs. Memphis State, 1978-79

### Rebounds

- 84 vs. LSU, 1967-68
- 82 vs. Valdosta, 1970-71
- 76 vs. Georgetown, 1969-70  
76 vs. Wisconsin-Milwaukee, 1970-71
- 72 vs. Valdosta, 1968-69

### Most Fouls

- 36 vs. NC State, 1995-96
- 35 vs. Florida, 1964-65
- 34 vs. Memphis State, 1959-60
- 33 vs. Vanderbilt, 1986-87
- 32 vs. Alabama, 1964-65  
32 vs. Florida, 1967-68  
32 vs. Missouri, 1976-77  
32 vs. San Diego State, 1982-83  
32 vs. Iowa, 1987-88

### Fewest Fouls

- 7 vs. Connecticut, 1972-73
- 8 vs. Southern Miss., 1990-91
- 9 vs. Stetson, 1971-72  
9 vs. Louisville, 1984-85  
9 vs. Radford, 1995-96  
9 vs. Marist, 1996-97

### Field Goals Attempted

- 115 vs. LSU, 1965-66
- 111 vs. Valdosta State, 1968-69
- 110 vs. Valdosta State, 1971-72
- 109 vs. Valdosta State, 1970-71

### Field Goals Made

- 56 vs. Baptist, 1976-77
- 55 vs. Valdosta State, 1971-72
- 54 vs. South Dakota, 1970-71  
54 vs. Samford, 1970-71
- 53 vs. Valdosta State, 1968-69  
53 vs. Central Florida, 1988-89

### Free Throws Attempted

- 53 vs. Stetson, 1957-58
- 52 vs. Arkansas, 1988-89  
52 vs. Cincinnati, 1988-89
- 49 vs. Miami, 1989-90
- 48 vs. Georgia, 1957-58  
48 vs. FIU, 1987-88

### Free Throws Made

- 42 vs. Cincinnati, 1988-89
- 39 vs. Florida Atlantic, 1993-94
- 38 vs. Stetson, 1956-57
- 37 vs. Marquette, 1980-81
- 36 vs. Georgia, 1957-58

### 3-Point Attempts

- 39 at Wichita State, 2003-04
- 37 at North Carolina, 2003-04  
37 vs. Butler, 2005-06
- 34 vs. Maryland, 1994-95
- 32 vs. North Carolina, 1993-94
- 31 vs. North Carolina, 1993-94  
31 vs. North Carolina, 1998-99  
31 at Virginia, 2003-04  
31 at Georgia Tech, 2003-04  
31 at Clemson, 2005-06  
31 vs. Bowling Green, 2005-06
- 30 vs. Temple, 1992-93  
30 vs. Western Carolina, 2001-02  
30 at Stetson, 2003-04

### 3-Pointers Made

- 17 at Stetson, 2003-04
- 15 at North Carolina, 2003-04  
15 at Wichita State, 2003-04
- 14 vs. Jacksonville, 1996-97
- 13 vs. North Carolina, 1991-92  
13 vs. NC State, 1994-95  
13 vs. La Salle, 1996-97  
13 vs. Nicholls State, 2003-04  
13 vs. Wagner, 2003-04  
13 at NC State, 2005-06  
13 vs. North Carolina, 2005-06

### 3-Point Percentage

(Minimum 10 Attempts)

- .800 (8-10) vs. Memphis State, 1987-88
- .700 (7-10) vs. Duke, 2000-01
- .692 (9-13) vs. Jacksonville, 1999-00
- .667 (8-12) vs. Miami, 1989-90
- .647 (11-17) vs. North Carolina, 1995-96
- .643 (9-14) at North Carolina, 2000-01
- .636 (7-11) vs. Jacksonville, 1988-89  
.636 (14-22) vs. Jacksonville, 1996-97
- .619 (13-21) vs. North Carolina, 2005-06
- .615 (8-13) vs. South Carolina, 1986-87

## SEASON

### Field Goals Attempted

- 2372.....1971-72 (32 games)
- 2315.....1992-93 (35 games)
- 2164.....1954-55 (26 games)
- 2082.....1970-71 (26 games)
- 2055.....1973-74 (26 games)

### Field Goals Made

- 1145.....1992-93 (35 games)
- 1110.....1971-72 (32 games)
- 999.....1988-89 (30 games)
- 990.....1970-71 (26 games)
- 986.....1977-78 (29 games)

### Free Throws Attempted

- 982.....1954-55 (26 games)
- 809.....1990-91 (32 games)
- 807.....1992-93 (35 games)
- 800.....1971-72 (32 games)
- 799.....1956-57 (26 games)

### Free Throws Made

- 707.....1954-55 (26 games)
- 561.....1971-72 (32 games)
- 560.....1988-89 (30 games)
- 543.....1956-57 (26 games)  
543.....1992-93 (35 games)

### Rebounds

- 1608.....1971-72 (32 games)
- 1451.....1969-70 (26 games)
- 1422.....1954-55 (26 games)
- 1388.....1967-68 (27 games)  
1388.....1970-71 (26 games)

### Rebounds Per Game

- 55.4.....1969-70 (26 games)
- 54.6.....1954-55 (26 games)
- 53.4.....1970-71 (26 games)
- 52.2.....1959-60 (25 games)
- 52.0.....1958-59 (23 games)

### Fewest Points Allowed

- 1427.....1949-50 (25 games)
- 1567.....1961-62 (23 games)
- 1595.....1951-52 (23 games)
- 1678.....1952-53 (22 games)
- 1680.....1962-63 (25 games)

### Fewest Points Per Game Allowed

- 57.1.....1949-50 (25 games)
- 63.6.....1950-51 (27 games)
- 65.1.....2003-04 (33 games)
- 66.8.....1996-97 (32 games)
- 67.2.....1962-63 (25 games)

### Most Points Scored

- 3020.....1992-93 (35 games)
- 2781.....1971-72 (32 games)
- 2739.....1988-89 (30 games)
- 2607.....2006-07 (35 games)
- 2565.....1991-92 (32 games)

### Most Points Per Game

- 91.7.....1969-70 (26 games)
- 91.5.....1970-71 (26 games)
- 91.3.....1988-89 (30 games)
- 90.3.....1967-68 (27 games)
- 88.3.....1954-55 (26 games)

### Highest Point Margin

- 16.5.....1969-70 (26 games)
- 15.5.....1971-72 (32 games)
- 15.0.....1975-76 (27 games)
- 11.9.....1967-68 (27 games)
- 11.4.....1974-75 (26 games)

### Highest Field Goal Pct.

- .532.....1979-80 (31 games)
- .529.....1983-84 (31 games)
- .512.....1961-62 (23 games)
- .510.....1978-79 (29 games)
- .509.....1985-86 (29 games)

### Highest Free Throw Pct.

- .755.....2006-07 (35 games)
- .729.....1967-68 (27 games)
- .727.....1963-64 (28 games)  
.727.....1988-89 (30 games)  
.719.....1957-58 (25 games)

### 3-Point Attempts

- 788.....2003-04 (33 games)
- 624.....2006-07 (35 games)
- 588.....1994-95 (27 games)
- 564.....1992-93 (35 games)
- 558.....1996-97 (32 games)

### 3-Pointers Made

- 296.....2003-04 (33 games)
- 237.....2006-07 (35 games)
- 211.....1994-95 (27 games)
- 200.....2004-05 (31 games)
- 195.....1996-97 (32 games)

### Highest 3-Point Percentage

- .437.....1987-88 (30 games)
- .416.....1986-87 (30 games)
- .380.....2006-07 (35 games)
- .376.....2003-04 (33 games)  
.376.....2005-06 (31 games)

# MISCELLANEOUS RECORDS

## SINGLE GAME

**Largest Winning Margin on the Road** – 41 vs. Jacksonville (106-65), 1967-68  
**Largest Winning Margin at Home** – 69 vs. Valdosta State (134-65), 1971-72  
**Most Points Scored in First Half** – 70 vs. Pepperdine (121-83), 1969-70  
**Most Points Scored in Second Half** – 78 vs. LSU (130-100), 1967-68  
**Fewest Points Allowed at Home** – 21 vs. Mississippi College (53-21), 1948-49  
**Fewest Points Allowed on the Road** – 34 vs. Samford (47-34), 1972-73  
**Fewest Points Allowed at a Neutral Site** – 42 vs. Chicago State (47-42), 2003-04  
**Most Points Allowed at Home** – 111 vs. Georgia Tech (111-108 2OT), 1998-99  
**Most Points Allowed on the Road** – 115 vs. North Carolina (115-80), 1965-66  
**Most Points Allowed at a Neutral Site** – 110 vs. Beloit (110-88), 1954-55  
**Fewest Points Scored at Home** – 35 vs. Sewanee (43-35), 1948-49  
**Fewest Points Scored on the Road** – 30 vs. Florida (50-30), 1966-67  
**Fewest Points Scored at a Neutral Site** – 43 vs. Tennessee (65-43), 1964-65  
**Highest Field Goal Percentage** – .727 vs. Minnesota (48-of-66), 1979-80  
**Highest Field Goal Percentage in a Half** – .826 vs. South Florida (19-of-23), 1998-99

## SEASON

**Most Games Played** – 35, 1992-03; 2006-07  
**Fewest Games Played** – 18, 1947-48  
**Most Victories** – 27, 1971-72  
**Longest Winning Streak** – 11, 1969-70  
**Longest Winning Streak at Home** – 29, 1974-75  
**Longest Winning Streak on the Road** – 7, 1949-51; 1954-55  
**Fewest Defeats** – 3, 1969-70  
**Highest Winning Percentage** – .885 (23-3), 1969-70  
**Most 100-Point Games** – 11, 1988-89  
**Fewest Victories** – 5, 1947-48; 1951-52  
**Most Points Allowed Per Game** – 81.9 (23 games), 1959-60  
**Longest Losing Streak** – 13, 1947-48  
**Longest Losing Streak at Home** – 4, 1956-57; 2004-05  
**Longest Losing Streak on the Road** – 25, 1956-59  
**Fewest Points** – 850 (18 games), 1947-48  
**Fewest Points Per Game** – 47.2 (18 games), 1947-48  
**Most Points Allowed** – 2422 (30 games), 1988-89; 2429 (32 games), 1990-91; 2788 (35 games), 1992-93  
**Lowest Winning Percentage** – .200 (5-20), 1951-52  
**Highest Field Goal Percentage** – .532 (964-1811), 1979-80  
**Highest Free Throw Percentage** – .758 (498-657), 2006-07  
**Lowest Field Goal Percentage** – .203, 1951-52  
**Lowest Free Throw Percentage** – .586 (406-of-693), 1950-51  
**Fewest Personal Fouls** – 383 (23 games), 1961-62  
**Most Personal Fouls** – 637 (29 games), 1978-79

# CIVIC CENTER RECORDS

## INDIVIDUAL

**Points** – 40, Pee Wee Barber vs. Miami, Feb. 26, 1987  
**Points (Half)** – 27, Al Thornton vs. Virginia Tech, Jan. 17, 2007  
**Points By Opponent** – 38, Terry Dozier (South Carolina), Jan. 21, 1987  
**Field Goals** – 16, Alton Lee Gipson vs. Tampa, Nov. 26, 1984  
**Field Goals By Opponent** – 16, Dell Curry (Virginia Tech), Feb. 24, 1986  
**Free Throws Attempted** – 17, Chuck Graham vs. Jacksonville, Nov. 26, 1991; 17, Sam Cassell vs. Jacksonville, Nov. 26, 1991  
**Free Throws Attempted By Opponent** – 16, Elliot Perry (Memphis State), Feb. 1, 1989  
**Free Throws Made** – 16, Bob Sura vs. South Florida, Nov. 29, 1994  
**Free Throws Made By Opponent** – 15, Elliot Perry (Memphis State), Feb. 1, 1989  
**Free Throw Percentage** – 100% (8-8), Michael Johnson vs. Louisville, Jan. 30, 1982; 100% (14-14), Doug Edwards vs. Clemson, Feb. 8, 1992; 100% (11-11), Nick Bryant vs. Florida Atlantic, Dec. 1, 1993; 100% (16-16), Bob Sura vs. South Florida, Nov. 29, 1994; 100% (7-7), Ron Hale vs. NC State, Jan. 23, 1999; 100% (9-9), Ron Hale vs. Georgia Tech, Feb. 11, 1999; 100% (8-8), Antwuan Dixon vs. Virginia, Feb. 26, 2000; 100% (6-6), Monte Cummings vs. Furman, Dec. 4, 2000; 100% (6-6), Monte Cummings vs. North Carolina, Jan. 20, 2001; 100% (6-6), Antwuan Dixon vs. Wake Forest, Feb. 10, 2001; 100% (6-6), J.D. Bracy vs. Maryland, Feb. 27, 2002; 100% (8-8), Tim Pickett vs. Virginia, March 1, 2003; 100% (6-6), Al Thornton vs. SMU, Nov. 14, 2007  
**Free Throw Percentage By Opponent** – 100% (9-9), Ronnie Williams (Florida), Jan. 11, 1982; 100% (6-6), Kris Hunter (Jacksonville), Dec. 17, 2000  
**Rebounds** – 21, Tat Hunter vs. Virginia Tech, March 1, 1989; 21, Michael Polite vs. Texas Southern, Nov. 29, 1991  
**Rebounds By Opponent** – 20, Mike Hackett (Jacksonville), Dec. 9, 1981  
**Assists** – 16, Tony William vs. Jacksonville, Feb. 12, 1983  
**Assists By Opponent** – 14, Kenny Siler (So. Miss.), Jan. 18, 1986

## TEAM

**Points** – 133 vs. Central Florida, Nov. 25, 1988  
**Points By Opponent** – 109, Arkansas, Jan. 21, 1991  
**Points (Half)** – 68 vs. Louisville, Feb. 7, 1987  
**Fewest Points** – 48 vs. North Carolina, Dec. 22, 2002  
**Fewest Points By Opponent** – 41, Florida International, Nov. 20, 1994; 41, Savannah State, Nov. 20, 2001  
**Fewest Points (Half)** – 17 vs. Clemson, Feb. 15, 1998  
**Fewest Points By Opponent (Half)** – 10, Jacksonville, Dec. 6, 1997  
**Combined Score** – 219, Florida State 117, Southern Miss. 102, Feb. 28, 1987; 219, Georgia Tech 111, Florida State 108, 2OT, Feb. 11, 1999  
**Personal Fouls** – 30 vs. Georgia Tech, Feb. 11, 1999  
**Personal Fouls By Opponents** – 33, Jacksonville, Nov. 26, 1992  
**Lowest Combined Personal Fouls** – 25 vs. Georgia Tech, Feb. 15, 1992; 25 vs. Georgia Tech, March 2, 1994; 25 vs. South Carolina, March 21, 2006  
**Fewest Personal Fouls** – 8 vs. Southern Miss., Feb. 26, 1991  
**Fewest Personal Fouls By Opponent** – 9 vs. Tulane, Feb. 20, 1984; 9 vs. North Carolina, Jan. 6, 1999  
**Field Goal Percentage** – 71.9 vs. UNC-Asheville, Jan. 2, 1992  
**Field Goal Percentage By Opponent** – 64.0 vs. Southern Miss., Jan. 18, 1986  
**Field Goals** – 53 vs. Central Florida, Nov. 25, 1988  
**Field Goals By Opponent** – 43, Southern Miss., Jan. 18, 1986  
**Free Throws Attempted** – 52 vs. Cincinnati, Jan. 21, 1989  
**Free Throws Attempted By Opponent** – 41, Florida International, Dec. 12, 2004  
**Fewest Free Throws Attempted** – 2 vs. North Carolina, Jan. 6, 1999  
**Fewest Free Throws Attempted By Opponent** – 4 by Elon, Nov. 23, 2001  
**Free Throws** – 42 vs. Cincinnati, Jan. 21, 1989  
**Free Throws By Opponent** – 29, Florida International, Dec. 12, 2004  
**Fewest Free Throws** – 1 vs. North Carolina, Jan. 6, 1999  
**Fewest Free Throws By Opponent** – 3, Georgia Tech, Feb. 15, 1992  
**Rebounds** – 65 vs. Texas Southern, Nov. 27, 1990  
**Rebounds By Opponents** – 48 vs. Duke, Feb. 17, 1999  
**Home Attendance** – 137,863 (15 games), 1992-93  
**Home Average Attendance** – 9,191 (15 games), 1992-93  
**Largest Crowd** – 13,610 vs. Duke, Jan. 30, 1992  
**Winning Streak** – 11, 1986-87, 1987-88



# YEAR-BY-YEAR RESULTS

Year	Overall			Final AP Rank	Affiliation	Conference			Conference Tournament			Finish	Coach	Postseason	
	Win	Loss	Pct.			Win	Loss	Pct.	Finish	Win	Loss				Pct.
1947-48	5	13	.277		independent	—	—	—	—	—	—	—	Don Loucks		
1948-49	12	12	.500		independent	—	—	—	—	—	—	—	J.K. Kennedy		
1949-50	15	10	.600		Dixie	6	3	.667	—	0	1	.000	First Round	J.K. Kennedy	
1950-51	18	9	.667		Dixie	7	0	1.000	1st	0	1	.000	First Round	J.K. Kennedy	NAIB (3-1)
1951-52	5	20	.200		independent	—	—	—	—	—	—	—	J.K. Kennedy		
1952-53	11	11	.500		independent	—	—	—	—	—	—	—	J.K. Kennedy		
1953-54	13	7	.619		independent	—	—	—	—	—	—	—	J.K. Kennedy		
1954-55	22	4	.846		Fla. Intercollegiate	10	0	1.000	1st	1	0	1.000	Champions	J.K. Kennedy	
1955-56	16	9	.640		Fla. Intercollegiate	9	1	.900	1st	0	1	.000	First Round	J.K. Kennedy	
1956-57	9	17	.346		Fla. Intercollegiate	5	5	.500	—	—	—	—	—	J.K. Kennedy	
1957-58	9	16	.360		independent	—	—	—	—	—	—	—	—	J.K. Kennedy	
1958-59	8	15	.347		independent	—	—	—	—	—	—	—	—	J.K. Kennedy	
1959-60	10	15	.400		independent	—	—	—	—	—	—	—	—	J.K. Kennedy	
1960-61	14	10	.583		independent	—	—	—	—	—	—	—	—	J.K. Kennedy	
1961-62	15	8	.651		independent	—	—	—	—	—	—	—	—	J.K. Kennedy	
1962-63	15	10	.600		independent	—	—	—	—	—	—	—	—	J.K. Kennedy	
1963-64	14	14	.500		independent	—	—	—	—	—	—	—	—	J.K. Kennedy	
1964-65	16	10	.620		independent	—	—	—	—	—	—	—	—	J.K. Kennedy	
1965-66	15	11	.577		independent	—	—	—	—	—	—	—	—	J.K. Kennedy	
1966-67	11	15	.423		independent	—	—	—	—	—	—	—	—	Hugh Durham	
1967-68	19	8	.704		independent	—	—	—	—	—	—	—	—	Hugh Durham	NCAA (0-1)
1968-69	18	8	.692		independent	—	—	—	—	—	—	—	—	Hugh Durham	
1969-70	23	3	.885	10	independent	—	—	—	—	—	—	—	—	Hugh Durham	
1970-71	17	9	.654		independent	—	—	—	—	—	—	—	—	Hugh Durham	
1971-72	27	6	.818	10	independent	—	—	—	—	—	—	—	—	Hugh Durham	NCAA Finals (4-1)
1972-73	18	8	.692		independent	—	—	—	—	—	—	—	—	Hugh Durham	
1973-74	18	8	.692		independent	—	—	—	—	—	—	—	—	Hugh Durham	
1974-75	18	8	.692		independent	—	—	—	—	—	—	—	—	Hugh Durham	
1975-76	21	6	.778		independent	—	—	—	—	—	—	—	—	Hugh Durham	
1976-77	16	11	.593		Metro	5	7	.417	5th	0	1	.000	First Round	Hugh Durham	
1977-78	23	6	.793	15	Metro	11	1	.917	1st	1	1	.500	Finals	Hugh Durham	NCAA (0-1)
1978-79	19	10	.655		Metro	7	3	.700	3rd	2	1	.667	Finals	Joe Williams	
1979-80	22	9	.710		Metro	7	5	.583	4th	2	1	.667	Finals	Joe Williams	NCAA (1-1)
1980-81	17	11	.607		Metro	7	5	.583	2nd	1	1	.500	Semifinals	Joe Williams	
1981-82	11	17	.392		Metro	4	8	.333	6th	1	1	.500	Semifinals	Joe Williams	
1982-83	14	14	.500		Metro	5	7	.417	5th	0	1	.000	Semifinals	Joe Williams	
1983-84	20	11	.645		Metro	9	5	.643	3rd	1	1	.500	Semifinals	Joe Williams	NIT (1-1)
1984-85	14	16	.467		Metro	4	10	.286	7th	2	1	.667	Finals	Joe Williams	
1985-86	12	17	.414		Metro	4	10	.286	7th	1	1	.500	Semifinals	Joe Williams	
1986-87	19	11	.633		Metro	3	9	.250	6th	0	1	.000	First Round	Pat Kennedy	NIT (1-1)
1987-88	19	11	.633		Metro	8	6	.571	2nd	1	1	.500	Semifinals	Pat Kennedy	NCAA (0-1)
1988-89	22	8	.733	16	Metro	10	4	.714	2nd	1	1	.500	Finals	Pat Kennedy	NCAA (0-1)
1989-90	16	15	.516		Metro	6	9	.400	5th	0	1	.000	First Round	Pat Kennedy	
1990-91	21	11	.652		Metro	12	5	.706	2nd	3	0	1.000	Champions	Pat Kennedy	NCAA (1-1)
1991-92	22	10	.687	20	ACC	11	5	.688	2nd	1	1	.500	Semifinals	Pat Kennedy	NCAA Sweet 16 (2-1)
1992-93	25	10	.714	11	ACC	12	4	.750	2nd	0	1	.000	Quarterfinals	Pat Kennedy	NCAA Elite 8 (3-1)
1993-94	13	14	.481		ACC	6	10	.375	T7th	0	1	.000	Quarterfinals	Pat Kennedy	
1994-95	12	15	.444		ACC	5	11	.313	T6th	0	1	.000	Quarterfinals	Pat Kennedy	
1995-96	13	14	.481		ACC	5	11	.313	8th	0	1	.000	First Round	Pat Kennedy	
1996-97	20	12	.625		ACC	6	10	.375	7th	0	1	.000	Quarterfinals	Pat Kennedy	NIT Finals (4-1)
1997-98	18	14	.563		ACC	6	10	.375	T6th	0	1	.000	First Round	Steve Robinson	NCAA (1-1)
1998-99	13	17	.433		ACC	5	11	.313	T7th	1	1	.500	Quarterfinals	Steve Robinson	
1999-00	12	17	.414		ACC	6	10	.375	T6th	1	1	.500	Quarterfinals	Steve Robinson	
2000-01	9	21	.300		ACC	4	12	.333	8th	0	1	.000	First Round	Steve Robinson	
2001-02	12	17	.414		ACC	4	12	.333	T7th	1	1	.500	Quarterfinals	Steve Robinson	
2002-03	14	15	.483		ACC	4	12	.333	9th	1	1	.500	Quarterfinals	Leonard Hamilton	
2003-04	19	14	.576		ACC	6	10	.375	T7th	0	1	.000	Quarterfinals	Leonard Hamilton	NIT (1-1)
2004-05	12	19	.387		ACC	4	12	.250	T10th	0	1	.000	First Round	Leonard Hamilton	
2005-06	20	10	.667		ACC	9	7	.563	5th	0	1	.000	First Round	Leonard Hamilton	NIT (1-1)
2006-07	22	13	.629		ACC	7	9	.438	T8th	1	1	.500	Quarterfinals	Leonard Hamilton	NIT (1-1)

note - Florida State was a member of the Metro Conference from 1976-77 through 1990-91.  
 note - Florida State joined the Atlantic Coast Conference to begin the 1991-92 season.

*Granville Arnold, who helped lead the Seminoles to the second round of the NIT in 1983, is Florida State's all-time leader with a career free throw shooting percentage of .817. He shot .842 from the line as a senior in 1983-84.*



# YEAR-BY-YEAR TEAM STATISTICS

Year	G	FGM-FGA	Pct.	3FGM-3FGA	Pct.	FTM-FTA	Pct.	O-D-REB	Avg.	PF	AST	TO	BL	ST	PTS-Avg.
1947-48	18	312				226									850-47.2
1948-49	18														979-54.4
	24														1220-50.8
	24														1211-50.5
1949-50	25	NA	NA			NA	NA				NA				1444-57.8
	25														1339-53.6
1950-51	27							NA	NA	NA					1792-66.4
	27														1716-63.6
1951-52	25	585-1925	.304			301-505	.596				568				1471-58.8
	25														1759-70.4
1952-53	22	599-1764	.339			449-694	.690				462				1647-74.9
	22	621-1717	.362			436-725	.601				439				1678-76.3
1953-54	20														1505-75.3
	20														1448-72.4
1954-55	26	794-2164	.367			707-982	.720	1422	54.6	522					2295-88.3
	26	756-2059	.367			539-826	.653	1061	40.8	578					2051-78.9
1955-56	25	667-1648	.405			689-947	.728	1129	45.1	497					2023-80.9
	25	710-1703	.417			494-799	.618	1188	47.5	554					1914-76.5
1956-57	26	704-1862	.378			543-799	.680	1091	42.0	496					1951-75.1
	26	763-1981	.385			545-805	.677	1246	47.9	482					2061-79.3
1957-58	25	621-1853	.335			447-622	.719	1247	49.9	494					1689-67.6
	25	697-1766	.395			454-689	.659	1352	54.1	448					1848-73.9
1958-59	23	667-1758	.379			436-646	.675	1195	52.0	486					1770-77.0
	23	698-1684	.415			479-699	.685	1312	57.1	455					1875-81.5
1959-60	25	730-1883	.388			468-713	.656	1305	52.2	547					1928-77.1
	25	719-1683	.427			512-783	.654	1328	53.1	505					1950-78.0
1960-61	24	672-1467	.458			442-634	.697	1054	43.9	451					1786-74.4
	24	629-1501	.419			411-629	.653	1023	42.6	467					1669-69.5
1961-62	23	709-1386	.512			363-525	.691	897	39.0	383	NA				1781-77.4
	23	615-1458	.422			337-482	.699	930	40.4	430				NA	1567-68.1
1962-63	25	707-1513	.467			330-517	.638	1047	41.9	488			NA	NA	1744-69.8
	25	599-1434	.418			482-678	.717	977	39.1	421					1680-67.2
1963-64	28														1835-65.5
	28														1838-65.6
1964-65	26	697-1574	.443			425-593	.717	1058	40.7	520					1819-70.0
	26	629-1444	.436			505-704	.717	1001	38.5	490					1763-67.8
1965-66	26	696-1588	.438			505-720	.701	1109	42.7	553					1897-73.0
	26	647-1462	.443			483-714	.677	991	38.1	542					1777-68.4
1966-67	26	721-1596	.452	NA	NA	402-581	.692	1037	39.9	533					1844-70.9
	26	725-1634	.444			486-702	.692	1200	46.2	455					1936-75.5
1967-68	27	956-1960	.488			526-722	.729	1388	51.4	561					2438-90.3
	27	793-1911	.415			532-736	.723	1134	42.0	534					2118-78.4
1968-69	26	925-1965	.471			412-633	.651	1336	51.4	436					2260-86.9
	26	774-1708	.453			498-688	.724	1039	40.0	308					2056-79.1
1969-70	26	939-1950	.482			507-705	.719	1209	46.5	517	411				2385-91.7
	26	743-1837	.405			469-687	.683	1312	50.5	508	296				1955-75.2
1970-71	26	990-2082	.476			400-592	.676	1388	53.4	462	499				2380-91.5
	26	842-1943	.433			401-612	.655	1208	46.5	534	384				2085-80.2
1971-72	33	1110-2372	.468			561-800	.701	1608	48.7	564	634				2781-84.3
	33	904-2153	.420			478-722	.662	1386	42.0	597	470				2286-69.3
1972-73	26	938-1886	.497			244-401	.609	1250	48.1	452	513				2120-81.5
	26	779-1817	.429			302-427	.707	1022	39.3	443	367				1860-71.5
1973-74	26	971-2055	.473			347-491	.707	1230	47.3	509	436	478			2289-88.0
	26	856-1903	.450			333-487	.684	1100	42.3	544	342	539			2045-78.7
1974-75	26	932-1858	.502			294-456	.645	1099	42.3	517	425	472			2158-83.0
	26	766-1732	.442			330-474	.696	1019	39.2	521	335	548			1862-71.6
1975-76	27	956-1949	.491			350-507	.690	1168	43.3	585	459	462			2264-83.9
	27	751-1668	.450			360-540	.667	980	36.3	538	361	552			1862-69.0
1976-77	27	945-1888	.501			361-547	.660	1058	39.2	580	439	489			2251-83.4
	27	839-1735	.484			405-563	.719	1029	38.1	559	381	547			2083-77.2
1977-78	29	986-1957	.504			444-683	.650	1161	40.0	576	408	451	67	276	2416-83.3
	29	861-1875	.459			368-532	.692	1045	36.0	621	282	544	75	191	2090-72.1
1978-79	29	882-1728	.510			461-672	.686	1022	35.2	637	379	407	61	223	2225-76.7
	29	829-1656	.501			476-674	.706	889	30.7	626	316	512	84	193	2134-73.6
1979-80	31	964-1811	.532			529-772	.685	1021	32.9	556	471	496	90	204	2461-79.4
	31	968-1942	.499			383-559	.685	1018	32.8	669	405	499	99	234	2319-74.8
1980-81	28	772-1578	.489			525-766	.685	1028	36.7	603	287	402	98	190	2069-73.9
	28	770-1675	.460			457-654	.699	956	34.1	661	323	424	72	208	1993-71.2
1981-82	28	850-1740	.489			368-548	.672	967	34.5	570	328	484	45	210	2068-73.9
	28	851-1662	.512			418-623	.671	936	33.4	540	407	452	84	191	2120-75.7
1982-83	28	826-1716	.481			470-653	.720	958	34.2	602	353	448	43	237	2122-75.8
	28	845-1665	.508			473-656	.721	954	34.1	597	374	481	73	182	2163-77.3
1983-84	31	936-1769	.529			426-630	.676	999	32.2	569	534	477	105	261	2298-74.1
	31	867-1837	.472			395-602	.656	1025	33.1	587	440	487	59	208	2129-68.8
1984-85	30	935-1877	.498			432-646	.669	1101	36.7	564	484	416	124	266	2302-76.7
	30	860-1854	.464			434-633	.686	1075	35.8	600	374	438	71	186	2154-71.8
1985-86	29	945-1858	.509			414-593	.698	980	33.8	568	461	519	97	228	2304-79.5
	29	950-1899	.500			457-632	.723	1088	37.5	559	457	508	72	187	2357-81.3
1986-87	30	942-1940	.486	178-428	.416	448-638	.702	1161	38.7	589	381	436	88	159	2510-83.7
	30	899-2026	.444	118-295	.400	435-632	.688	1153	38.4	598	330	426	93	153	2351-78.4
1987-88	30	943-1857	.508	154-352	.438	488-715	.683	1147	38.2	571	401	430	69	214	2528-84.3
	30	865-1861	.465	138-401	.344	422-595	.709	957	31.9	627	365	450	94	193	2285-76.2
1988-89	30	999-1980	.505	181-474	.382	560-770	.727	1116	37.2	557	411	419	71	251	2739-91.3
	30	957-1989	.481	141-385	.366	367-541	.678	1096	36.5	672	408	502	72	188	2422-80.7

2007-2008 FLORIDA STATE UNIVERSITY SEMINOLE BASKETBALL

# YEAR-BY-YEAR TEAM STATISTICS

Year	G	FGM-FGA	Pct.	3FGM-3FGA	Pct.	FTM-FTA	Pct.	O-D-REB	Avg.	PF	AST	TO	BL	ST	PTS-Avg.
1989-90	31	882-1886	.468	117-343	.341	495-700	.707	410-632-1123	36.2	559	389	513	96	256	2376-76.7
	31	909-1903	.478	122-363	.336	401-570	.704	350-583-1048	33.8	620	486	481	100	206	2341-75.5
1990-91	32	924-2001	.462	147-446	.330	542-809	.670	453-725-1261	39.4	622	440	492	152	275	2537-79.3
	32	883-1995	.443	171-476	.359	492-703	.700	413-642-1161	36.3	652	441	502	93	231	2429-75.9
1991-92	32	954-1970	.484	170-491	.346	487-734	.664	396-699-1194	38.5	595	469	482	145	290	2565-82.7
	32	859-1927	.446	213-558	.382	469-677	.693	371-649-1145	36.9	590	447	518	99	223	2400-77.4
1992-93	35	1145-2315	.495	187-564	.332	543-807	.673	460-784-1376	39.3	606	584	554	210	322	3020-86.3
	35	1170-2392	.450	220-587	.375	414-631	.656	551-790-1341	38.3	669	563	581	102	257	2788-79.7
1993-94	27	760-1713	.444	166-520	.319	392-598	.656	378-606-1076	39.9	514	377	431	110	231	2078-77.0
	27	714-1643	.435	169-468	.361	423-637	.664	382-632-1014	37.6	501	433	442	111	203	2020-74.8
1994-95	27	745-1679	.444	211-588	.359	326-486	.671	377-600-1036	38.4	515	386	440	167	186	2027-75.1
	27	714-1630	.438	166-438	.379	419-588	.713	376-589-965	35.7	468	355	379	68	202	2013-74.6
1995-96	27	727-1650	.441	175-506	.346	404-620	.652	359-560-1002	37.1	508	396	361	122	236	2033-75.3
	27	687-1554	.442	190-529	.359	409-604	.677	365-631-996	36.9	549	361	426	82	195	1973-73.1
1996-97	32	866-1928	.449	195-558	.349	421-656	.642	386-716-1206	37.7	601	492	439	142	280	2348-73.4
	32	758-1896	.400	172-538	.320	448-687	.652	475-715-1190	37.2	567	360	485	118	200	2136-66.8
1997-98	32	836-1830	.457	129-438	.295	486-731	.665	381-762-1240	38.8	631	461	543	165	237	2287-71.5
	32	766-1881	.407	179-569	.315	507-731	.694	406-674-1080	33.8	632	373	464	115	296	2218-69.3
1998-99	30	765-1721	.445	178-525	.339	410-621	.660	318-575-967	32.2	599	447	472	86	264	2118-70.6
	30	766-1663	.461	199-554	.359	469-705	.665	393-678-1071	35.7	566	429	523	121	241	2200-73.3
1999-00	29	656-1591	.412	175-490	.357	387-566	.684	319-655-1075	37.1	483	352	449	120	153	1874-64.6
	29	750-1758	.427	194-535	.363	342-536	.638	395-648-1043	36.0	509	404	341	128	238	2036-70.2
2000-01	30	742-1739	.427	148-464	.319	453-675	.671	396-701-1097	36.6	600	389	448	103	186	2085-69.5
	30	795-1756	.453	219-515	.395	479-688	.696	364-697-1061	35.4	580	420	389	131	226	2288-76.3
2001-02	29	759-1765	.430	169-503	.336	395-602	.656	450-676-1126	38.8	537	382	476	102	222	2082-71.8
	29	753-1709	.441	223-612	.364	417-589	.708	361-655-1016	35.0	573	429	461	122	247	2146-74.0
2002-03	29	748-1662	.432	186-559	.333	352-524	.672	308-696-1004	34.6	550	404	432	130	273	1974-68.1
	29	650-1662	.391	209-618	.338	421-571	.737	364-705-1069	36.9	531	388	473	93	200	1930-66.6
2003-04	33	815-1860	.438	296-788	.376	433-631	.686	387-805-1192	36.1	627	493	519	124	291	2359-71.5
	33	739-1844	.401	245-762	.322	425-645	.659	401-752-1153	34.9	611	408	538	95	231	2148-65.1
2004-05	31	756-1671	.452	200-557	.359	416-626	.665	309-719-1028	33.2	601	394	496	100	216	2128-68.6
	31	746-1736	.430	229-677	.338	449-667	.673	368-702-1070	34.5	599	402	454	97	251	2170-70.0
2005-06	30	806-1681	.479	184-490	.376	506-719	.704	338-681-1091	34.0	564	409	482	72	262	2302-76.7
	30	718-1666	.431	225-633	.355	416-576	.722	335-631-966	32.2	625	384	545	83	204	2077-69.2
2006-07	35	936-1947	.481	237-624	.380	498-657	.758	1104	31.5	627	433	513	116	276	2607-74.5
	35	873-1934	.451	216-647	.334	452-643	.703	1108	31.7	659	450	564	115	222	2414-69.0

## FSU INDIVIDUAL RECORDS IN ACC GAMES

### Points

45, Al Thornton at Miami, March 3, 2007  
 37, Ron Hale at Wake Forest, Jan. 4, 2000  
 37, Al Thornton at Boston College, Jan. 14, 2006  
 37, Al Thornton at Duke, Feb. 4, 2006  
 35, Bob Sura at Duke, Jan. 22, 1994  
 34, Sam Cassell at Wake Forest, Jan. 11, 1992  
 34, Bob Sura at Maryland, Feb. 13, 1993  
 33, Tim Pickett vs. Georgia Tech, Feb. 3, 2004  
 31, Bob Sura vs. NC State, Feb. 16, 1994  
 31, Ron Hale vs. Clemson, Jan. 12, 1999  
 30, Sam Cassell at Clemson, Jan. 20, 1993  
 30, Bob Sura vs. Virginia, Jan. 4, 1995  
 30, Tim Pickett vs. North Carolina, Jan. 22, 2004  
 30, Von Wafer vs. Wake Forest, Jan. 18, 2005  
 30, Al Thornton at Virginia, Feb. 17, 2007  
 29, Bob Sura at Duke, Feb. 24, 1993

### Field Goals Made

17, Al Thornton at Duke, Feb. 4, 2006  
 16, Al Thornton at Miami, March 3, 2007  
 15, Al Thornton at Boston College, Jan. 14, 2006  
 14, Sam Cassell at Maryland, Feb. 5, 1992  
 14, Bob Sura at Duke, Jan. 22, 1994  
 13, Sam Cassell at Wake Forest, Jan. 11, 1992  
 13, Bob Sura at Maryland, Feb. 13, 1993  
 13, Corey Louis at North Carolina, Jan. 25, 1995  
 12, Sam Cassell at Clemson, Jan. 20, 1993  
 12, Bob Sura vs. NC State, Feb. 16, 1994  
 12, Al Thornton vs. Maryland, Jan. 30, 2007  
 12, Al Thornton at Virginia, Feb. 17, 2007  
 11, Doug Edwards vs. Maryland, Jan. 13, 1993  
 11, Doug Edwards vs. Virginia, Feb. 8, 1993  
 11, Chuck Graham at North Carolina, Jan. 26, 1994  
 11, Ron Hale at Wake Forest, Jan. 4, 2000  
 11, Darnous Anderson at Georgia Tech, Feb. 21, 2000  
 11, Monte Cummings at North Carolina, Feb. 17, 2002  
 11, Tim Pickett at Wake Forest, Jan. 26, 2003

### Field Goals Attempted

32, Al Thornton at Duke, Feb. 4, 2006  
 27, Bob Sura at Duke, Jan. 22, 1994  
 24, Sam Cassell at Wake Forest, Jan. 11, 1992  
 24, Bob Sura at Maryland, Feb. 13, 1993  
 24, Bob Sura at Wake Forest, Jan. 7, 1995  
 24, Al Thornton at Miami, March 3, 2007  
 23, Sam Cassell at Maryland, Feb. 5, 1992  
 23, James Collins vs. Maryland, Jan. 10, 1995  
 23, Al Thornton vs. Maryland, Jan. 30, 2007  
 22, Bob Sura vs. Clemson, Feb. 20, 1993  
 21, Sam Cassell vs. Virginia, Jan. 4, 1992  
 21, Ron Hale vs. NC State, Jan. 23, 1999

### Field Goal Percentage

(Minimum 5 FGM)

1.000, Rodney Dobard (6-6) at Georgia Tech, Jan. 23, 1992  
 1.000, Kirk Luchman (6-6) vs. Georgia Tech, Feb. 28, 1996  
 1.000, Monte Cummings (6-6) at Georgia Tech, Jan. 27, 2001  
 1.000, Mike Mathews (6-6) vs. Wake Forest, Feb. 10, 2001  
 .909, Doug Edwards (10-11) vs. NC State, March 13, 1992  
 .889, Terrell Baker (8-9) vs. NC State, Jan. 28, 1998  
 .875, Rodney Dobard (7-8) vs. NC State, Jan. 25, 1992  
 .875, Bob Sura (7-8) vs. NC State, Jan. 16, 1993  
 .875, Corey Louis (7-8) vs. Clemson, Jan. 11, 1997  
 .857, Rodney Dobard (6-7) at Maryland, Jan. 18, 1992  
 .857, Sam Cassell (12-14) at Clemson, Jan. 20, 1993  
 .857, Delvon Arrington (6-7) vs. Georgia Tech, Feb. 11, 1999  
 .818, Rodney Dobard (9-11) vs. Wake Forest, Feb. 10, 1993

### 3-Pointers Made

7, Andrew Wilson at North Carolina, Feb. 22, 2004  
 7, Von Wafer vs. Wake Forest, Jan. 18, 2005  
 7, Andrew Wilson vs. Virginia, Feb. 18, 2006  
 6, Sam Cassell at Wake Forest, Jan. 11, 1992  
 6, Sam Cassell vs. Georgia Tech, Feb. 15, 1992  
 6, Sam Cassell at Clemson, Jan. 20, 1993  
 6, Tim Pickett at Virginia, Jan. 29, 2003  
 6, Tim Pickett vs. Virginia, March 1, 2003  
 6, Tim Pickett vs. Georgia Tech, Feb. 3, 2004  
 6, Tim Pickett vs. Duke, Feb. 29, 2004  
 6, Tim Pickett vs. NC State, March 12, 2004  
 5, Chuck Graham vs. North Carolina, Feb. 27, 1992  
 5, Sam Cassell vs. North Carolina, Feb. 27, 1992  
 5, Bob Sura at Wake Forest, Feb. 10, 1994  
 5, Chuck Graham at Wake Forest, Feb. 10, 1994  
 5, Chuck Graham at North Carolina, Feb. 26, 1994  
 5, James Collins vs. Clemson, Jan. 17, 1996  
 5, James Collins at Clemson, Feb. 17, 1996  
 5, James Collins at North Carolina, Feb. 24, 1996  
 5, Geoff Brower at North Carolina, Feb. 24, 1996  
 5, James Collins vs. Wake Forest, March 7, 1997  
 5, Adrian Crawford at Virginia, Dec. 1, 1998  
 5, Von Wafer at Miami (Fla.), Jan. 15, 2003  
 5, Von Wafer at NC State, Jan. 26, 2005

### 3-Pointers Attempted

13, James Collins at Clemson, Feb. 17, 1996  
 13, Tim Pickett at North Carolina, Feb. 22, 2004  
 12, Sam Cassell at North Carolina, Jan. 27, 1993  
 12, Bob Sura vs. North Carolina, Feb. 26, 1994  
 12, James Collins vs. Wake Forest, Jan. 6, 1996  
 12, James Collins vs. Clemson, Jan. 11, 1997  
 12, Tim Pickett vs. Duke, Feb. 29, 2004  
 12, Von Wafer vs. Wake Forest, Jan. 18, 2005  
 11, Sam Cassell at Wake Forest, Jan. 11, 1992  
 11, Bob Sura vs. Maryland, Jan. 10, 1995  
 11, James Collins vs. Maryland, Jan. 10, 1995  
 11, Tim Pickett at Georgia Tech, Jan. 14, 2003  
 11, Tim Pickett at Wake Forest, Jan. 26, 2003  
 11, Tim Pickett vs. Virginia, March 1, 2003  
 11, Tim Pickett at Clemson, Jan. 13, 2004  
 11, Andrew Wilson vs. Virginia, Feb. 18, 2006



# FSU INDIVIDUAL RECORDS IN ACC GAMES

## 3-Point Percentage

(Minimum 3 FGM)

1.000, Sam Cassell (6-6) at Clemson, Jan. 20, 1993  
 1.000, Geoff Brower (5-5) at North Carolina, Feb. 24, 1996  
 1.000, Adrian Crawford (4-4) vs. Wake Forest, Jan. 20, 1999  
 1.000, Delvon Arrington (3-3) at Virginia, Jan. 16, 2001  
 1.000, Adrian Crawford (4-4) at North Carolina, Feb. 22, 2001  
 1.000, Michael Joiner (3-3) vs. Virginia, March 1, 2003  
 .833, Chuck Graham (5-6) at North Carolina, Feb. 26, 1994  
 .800, Kerry Thompson (4-5) vs. Virginia, Jan. 8, 1997  
 .800, Ron Hale (4-5) at Wake Forest, Jan. 4, 2000  
 .800, Damous Anderson (4-5) at North Carolina, Jan. 22, 2000  
 .750, Bob Sura (3-4) vs. NC State, Jan. 16, 1993  
 .750, Terrell Baker (3-4) at NC State, Jan. 3, 1998  
 .750, Terrell Baker (3-4) at Maryland, Jan. 7, 1998  
 .750, Ron Hale (3-4) vs. Clemson, Jan. 12, 1999  
 .750, Delvon Arrington (3-4) vs. Georgia Tech, March 2, 2002

## Free Throws Made

15, Al Thornton vs. Duke, March 1, 2006  
 14, Doug Edwards vs. Clemson, Feb. 8, 1992  
 12, Al Thornton at Clemson, Feb. 7, 2007  
 11, Doug Edwards at NC State, Feb. 10, 1992  
 11, Ron Hale at Wake Forest, Jan. 4, 2000  
 11, Tim Pickett vs. North Carolina, Jan. 22, 2004  
 11, Al Thornton vs. Wake Forest, Jan. 27, 2007  
 11, Al Thornton at Miami, March 3, 2007  
 10, Sam Cassell vs. Clemson, Feb. 20, 1993  
 10, Scott Shepard vs. Maryland, Feb. 10, 1996  
 10, James Collins at Maryland, March 4, 1996  
 10, Ron Hale vs. Maryland, Feb. 29, 1997  
 10, Monte Cummings vs. Georgia Tech, March 2, 2002  
 10, Anthony Richardson at Georgia Tech, Jan. 14, 2003  
 10, Alexander Johnson vs. Duke, March 1, 2006  
 10, Alexander Johnson vs. Clemson, Feb. 1, 2006  
 9, Bob Sura vs. Virginia, Feb. 8, 1993  
 9, Doug Edwards at Maryland, Feb. 13, 1993  
 9, Bob Sura at Duke, Feb. 24, 1993  
 9, Bob Sura vs. Virginia, Jan. 4, 1995  
 9, Bob Sura vs. NC State, Jan. 15, 1995  
 9, Ron Hale vs. Georgia Tech, Feb. 11, 1999  
 9, Alexander Johnson vs. Clemson, Jan. 12, 2005

## Free Throws Attempted

16, Al Thornton vs. Duke, March 1, 2006  
 15, Ron Hale vs. Maryland, Feb. 29, 1997  
 15, Al Thornton at Clemson, Feb. 7, 2007  
 14, Doug Edwards vs. Clemson, Feb. 8, 1992  
 14, Doug Edwards at Maryland, Feb. 13, 1993  
 13, Bob Sura vs. Virginia, Feb. 8, 1993  
 13, Bob Sura vs. Maryland, Feb. 12, 1994  
 13, Tim Pickett vs. North Carolina, Jan. 22, 2004  
 13, Alexander Johnson vs. Duke, March 1, 2006  
 13, Al Thornton vs. Wake Forest, Jan. 27, 2007  
 12, Doug Edwards at NC State, Feb. 10, 1992  
 12, Bob Sura vs. NC State, March 13, 1992  
 12, Bob Sura vs. NC State, Jan. 15, 1995  
 12, Ron Hale at Wake Forest, Jan. 4, 2000  
 11, Bob Sura at Virginia, Jan. 6, 1993  
 11, Sam Cassell vs. Clemson, Feb. 20, 1993  
 11, Bob Sura at Duke, Feb. 24, 1993  
 11, Nigel Dixon vs. Virginia, Feb. 20, 2002  
 11, Monte Cummings vs. Georgia Tech, March 2, 2002  
 11, Alexander Johnson vs. Clemson, Jan. 12, 2005  
 11, Von Wafer vs. Georgia Tech, Feb. 20, 2005

## Free Throw Percentage

(Minimum 7 FTM)

1.000, Doug Edwards (14-14) vs. Clemson, Feb. 8, 1992  
 1.000, Randell Jackson (7-7) vs. Virginia, Feb. 28, 1998  
 1.000, Ron Hale (8-8) vs. NC State, Jan. 23, 1999  
 1.000, Ron Hale (7-7) at Maryland, Jan. 27, 1999  
 1.000, Ron Hale (9-9) vs. Georgia Tech, Feb. 11, 1999  
 1.000, Antwan Dixon (8-8) vs. Virginia, Feb. 26, 2000  
 1.000, Anthony Richardson (10-10) at Georgia Tech, Jan. 14, 2003  
 1.000, Tim Pickett (8-8) vs. Virginia, March 1, 2003  
 1.000, Tim Pickett (7-7) vs. Georgia Tech, Feb. 3, 2004  
 1.000, Alexander Johnson (7-7) vs. Virginia, Feb. 18, 2006  
 1.000, Al Thornton (9-9) at Boston College, Jan. 23, 2007  
 1.000, Al Thornton (11-11) at Miami, March 3, 2007

## Offensive Rebounds

8, Corey Louis at Virginia, Feb. 4, 1995  
 7, Doug Edwards at Virginia, Jan. 6, 1993  
 7, Doug Edwards vs. Duke, Jan. 24, 1993  
 7, Doug Edwards at North Carolina, Jan. 27, 1993  
 7, Doug Edwards vs. NC State, Feb. 10, 1993  
 7, Doug Edwards vs. Clemson, March 12, 1993  
 7, Corey Louis vs. Clemson, Feb. 18, 1995  
 7, Kirk Luchman at Wake Forest, Jan. 25, 1997  
 7, Ron Hale vs. NC State, Jan. 23, 1999  
 7, Michael Joiner at NC State, Feb. 25, 2001  
 7, Nigel Dixon vs. Georgia Tech, March 2, 2002  
 7, Al Thornton at Maryland, Dec. 19, 2004  
 7, Al Thornton vs. Duke, Feb. 4, 2006  
 6, Doug Edwards vs. Georgia Tech, Jan. 31, 1993  
 6, Randell Jackson at Georgia Tech, Jan. 15, 1997  
 6, Nigel Dixon vs. Duke, Jan. 6, 2002  
 6, Nigel Dixon vs. Maryland, Feb. 27, 2002

## Defensive Rebounds

12, Rodney Dobard at North Carolina, Dec. 15, 1991  
 12, Michael Joiner at Wake Forest, Jan. 9, 2001  
 11, Bob Sura vs. NC State, Jan. 15, 1995  
 11, Tim Pickett vs. North Carolina, Dec. 22, 2002  
 11, Al Thornton at Maryland, Feb. 21, 2007  
 10, Oliver Simmons at NC State, Feb. 2, 2000  
 10, Tim Pickett at Duke, Jan. 29, 2004  
 10, Adam Waleskowski at Maryland, Dec. 19, 2004  
 10, Alexander Johnson vs. Virginia, Feb. 18, 2006  
 10, Al Thornton at Virginia, Feb. 17, 2007  
 9, Doug Edwards at Georgia Tech, Jan. 23, 1992  
 9, Bob Sura vs. Maryland, Jan. 10, 1995  
 9, Kirk Luchman vs. Wake Forest, March 1, 1997  
 9, Corey Louis at Virginia, Feb. 4, 1998  
 9, Delvon Arrington at Maryland, Feb. 14, 2001  
 9, Delvon Arrington vs. Georgia Tech, Feb. 28, 2001  
 9, Tim Pickett at Virginia, Jan. 18, 2004  
 9, Tim Pickett at North Carolina, Feb. 22, 2004  
 8, Doug Edwards vs. Virginia, Feb. 8, 1993  
 8, Doug Edwards vs. Maryland, Feb. 13, 1993  
 8, Doug Edwards vs. Clemson, March 12, 1993  
 8, Delvon Arrington at Clemson, Feb. 12, 2000  
 8, Tim Pickett vs. Duke, Feb. 2, 2003  
 8, Tim Pickett vs. Virginia, March 1, 2003  
 8, Alexander Johnson at Virginia, Feb. 9, 2005  
 8, Al Thornton vs. Duke, Feb. 4, 2006

## Total Rebounds

17, Michael Joiner at Wake Forest, Jan. 9, 2001  
 16, Al Thornton at Virginia, Feb. 17, 2007  
 15, Rodney Dobard at Maryland, Jan. 18, 1992  
 15, Doug Edwards vs. Clemson, March 12, 1993  
 15, Al Thornton at Duke, Feb. 4, 2006  
 15, Al Thornton at Maryland, Feb. 21, 2007  
 14, Adam Waleskowski at Maryland, Dec. 19, 2004  
 13, Doug Edwards at Maryland, Jan. 18, 1992  
 13, Doug Edwards vs. Maryland, Feb. 5, 1992  
 13, Bob Sura at Virginia, Feb. 4, 1995  
 13, Al Thornton at Maryland, Dec. 19, 2004  
 13, Alexander Johnson vs. Virginia, Feb. 18, 2006  
 13, Alexander Johnson vs. Duke, March 1, 2006  
 13, Al Thornton vs. Miami, March 5, 2006  
 12, Rodney Dobard at North Carolina, Dec. 15, 1991  
 12, Doug Edwards vs. Virginia, Jan. 4, 1992  
 12, Rodney Dobard vs. Maryland, Feb. 5, 1992  
 12, Doug Edwards vs. North Carolina, Feb. 27, 1992  
 12, Bob Sura vs. NC State, Jan. 15, 1995  
 12, Corey Louis at Virginia, Feb. 4, 1995  
 12, Randell Jackson vs. Wake Forest, March 1, 1997  
 12, Nigel Dixon vs. Duke, Jan. 6, 2002

*James Collins, who led Florida State to the 1997 NIT championship game, is ranked third in school history with 1,793 career points scored. He averaged 16.0 points per game during his 112-game career as a Seminole.*

## Assists


13, Delvon Arrington at Georgia Tech, Jan. 9, 1999  
 12, Bob Sura vs. NC State, Jan. 15, 1995  
 11, Charlie Ward at Georgia Tech, Jan. 23, 1992  
 10, Charlie Ward vs. NC State, Jan. 16, 1993  
 10, Kerry Thompson vs. North Carolina, Jan. 22, 1997  
 10, Delvon Arrington at Georgia Tech, Jan. 19, 2000  
 vs. Georgia Tech, Feb. 21, 2000  
 vs. North Carolina, Feb. 23, 2000  
 at Maryland, March 1, 2000  
 vs. Duke, Jan. 6, 2002  
 9, Sam Cassell at Virginia, Jan. 6, 1993  
 9, Bob Sura at Wake Forest, Jan. 8, 1994  
 9, Charlie Ward at Wake Forest, Feb. 10, 1994  
 9, Kerry Thompson vs. Duke, Feb. 15, 1997  
 9, Delvon Arrington at Georgia Tech, March 2, 2002  
 9, Nate Johnson vs. Georgia Tech, Feb. 3, 2004  
 9, Todd Galloway at Virginia, Feb. 9, 2005

## Blocked Shots

9, Corey Louis vs. Maryland, Jan. 10, 1995  
 7, Rodney Dobard vs. Maryland, Jan. 13, 1993  
 6, Rodney Dobard at Wake Forest, Jan. 9, 1993  
 6, Rodney Dobard at North Carolina, Jan. 27, 1993  
 6, Rodney Dobard at NC State, Feb. 17, 1993  
 6, Randell Jackson vs. Virginia, Feb. 28, 1998  
 6, David Anderson vs. Duke, Jan. 21, 2000  
 6, Delvon Arrington at Georgia Tech, Jan. 27, 2001  
 5, Rodney Dobard at Duke, Feb. 24, 1993  
 5, Randell Jackson vs. Wake Forest, Jan. 6, 1996  
 5, Corey Louis vs. North Carolina, Jan. 24, 1996  
 5, Corey Louis vs. Maryland, Feb. 10, 1996  
 5, Karim Shabazz at Virginia, Dec. 1, 1998  
 5, Mike Mathews vs. Virginia, Feb. 17, 2001  
 5, Anthony Richardson vs. Georgia Tech, Feb. 15, 2003  
 5, Alexander Johnson vs. Virginia, Feb. 18, 2006

## Steals

9, Bob Sura at Georgia Tech, March 2, 1995  
 8, Charlie Ward at Wake Forest, Jan. 11, 1992  
 7, Delvon Arrington at Clemson, Feb. 23, 2002  
 6, Charlie Ward vs. Clemson, Feb. 8, 1992  
 6, James Collins vs. NC State, Feb. 14, 1996  
 6, Kerry Thompson vs. Maryland, Jan. 29, 1997  
 6, Delvon Arrington at Georgia Tech, Jan. 27, 2001  
 5, Charlie Ward at Clemson, Feb. 16, 1994  
 5, Bob Sura vs. Duke, Jan. 21, 1995  
 5, Kerry Thompson at NC State, Jan. 3, 1998  
 5, Delvon Arrington at North Carolina, Jan. 22, 1999  
 5, Delvon Arrington vs. Virginia, Jan. 30, 1999  
 5, Delvon Arrington at North Carolina, Feb. 7, 1999  
 5, Delvon Arrington at North Carolina, Jan. 29, 2000  
 5, Tim Pickett at Georgia Tech, Jan. 14, 2003  
 5, Tim Pickett at Wake Forest, Feb. 25, 2004  
 5, Tim Pickett at Georgia Tech, March 6, 2004  
 5, Isaiah Swann at Virginia Tech, Feb. 25, 2006



# FSU TEAM RECORDS IN ACC GAMES

## Most Points in a Game

111, vs. Wake Forest, Feb. 10, 1993  
 110, vs. North Carolina, Feb. 27, 1992  
 108, vs. Georgia Tech, Feb. 11, 1999  
 105, vs. Maryland, Jan. 13, 1993  
 102, vs. Clemson, Feb. 8, 1992  
 102, vs. Clemson, Feb. 20, 1993  
 100, vs. Virginia, Feb. 6, 1994  
 100, vs. Maryland, Feb. 10, 1996  
 99, vs. Virginia, Feb. 8, 1993  
 98, vs. NC State, Jan. 25, 1992  
 96, vs. Georgia Tech, Jan. 31, 1993  
 96, at Duke, Feb. 4, 2006  
 93, vs. NC State, March 13, 1992  
 91, at Maryland, Jan. 18, 1992  
 91, vs. Wake Forest, Jan. 18, 2005

## First Half Points

57, vs. Wake Forest, Feb. 10, 1993  
 53, vs. Clemson, Feb. 20, 1993  
 52, vs. NC State, Jan. 15, 1995  
 51, vs. Clemson, Feb. 8, 1992  
 51, vs. Georgia Tech, Jan. 31, 1993  
 50, at Clemson, March 3, 2001  
 50, vs. North Carolina, Jan. 22, 2006  
 49, at NC State, Feb. 10, 1992  
 49, vs. Maryland, Jan. 30, 2007  
 47, vs. Virginia, Feb. 6, 1994  
 47, at Virginia, Jan. 11, 2006  
 47, vs. Miami, Jan. 20, 2007  
 46, at North Carolina, Dec. 15, 1991  
 46, vs. North Carolina, Feb. 27, 1992  
 46, at North Carolina, Feb. 24, 1996  
 46, vs. North Carolina, Jan. 22, 1997  
 46, vs. Wake Forest, Jan. 18, 2005

## Second Half Points

65, vs. Maryland, Jan. 13, 1993  
 65, vs. Maryland, Feb. 10, 1996  
 64, vs. North Carolina, Feb. 27, 1992  
 57, vs. Virginia, Feb. 8, 1993  
 54, vs. Wake Forest, Feb. 10, 1993  
 53, vs. Virginia, Feb. 6, 1994  
 52, at Maryland, Feb. 13, 1993  
 51, vs. NC State, Jan. 25, 1992  
 51, vs. Clemson, Feb. 8, 1992  
 51, vs. Virginia, Feb. 28, 1998  
 51, vs. Georgia Tech, Feb. 11, 1999  
 50, vs. NC State, March 13, 1992

## Field Goals Made

44, vs. Wake Forest, Feb. 10, 1993  
 42, vs. Georgia Tech, Feb. 11, 1999  
 42, at Duke, Feb. 4, 2006  
 41, vs. Georgia Tech, Jan. 31, 1993  
 41, vs. NC State, Jan. 15, 1995  
 39, vs. North Carolina, Feb. 27, 1992  
 39, vs. NC State, March 13, 1992  
 37, vs. Maryland, Jan. 13, 1993  
 37, vs. Clemson, Feb. 20, 1993  
 37, vs. Maryland, Jan. 30, 2007  
 36, at Wake Forest, Jan. 11, 1992  
 36, vs. Duke, Jan. 24, 1993  
 35, vs. NC State, Jan. 25, 1992  
 35, at Clemson, Jan. 20, 1993  
 35, vs. Virginia, Feb. 8, 1993  
 35, at Georgia Tech, March 4, 1993

## Field Goals Attempted

85, vs. Georgia Tech, Jan. 31, 1993  
 85, at Duke, Feb. 4, 2006  
 80, at Georgia Tech, Jan. 27, 1996  
 79, vs. Georgia Tech, Feb. 11, 1999  
 77, vs. Clemson, March 12, 1993  
 76, vs. Duke, Jan. 24, 1993  
 76, vs. Wake Forest, Feb. 10, 1993  
 75, vs. North Carolina, March 11, 1994  
 75, vs. Maryland, Jan. 10, 1995  
 74, at Virginia, Jan. 6, 1993  
 74, at Duke, Jan. 22, 1994

## Field Goal Percentage

.639, vs. NC State (39-61), March 13, 1992  
 .617, vs. Maryland (37-60), Jan. 30, 2007  
 .615, vs. Wake Forest (24-39), Jan. 20, 1999  
 .614, vs. Clemson (27-44), Jan. 17, 1996  
 .612, vs. NC State, Jan. 15, 1995  
 .600, vs. Duke, Feb. 2, 2003  
 .600, at Virginia, Jan. 11, 2006  
 .596, at Miami, March 3, 2007  
 .579, vs. Wake Forest, Feb. 10, 1993  
 .578, at NC State (26-45), Jan. 3, 1998  
 .574, vs. Maryland (31-54), Feb. 10, 1996  
 .569, at North Carolina (29-51), Feb. 24, 1996  
 .558, vs. Duke, Jan. 21, 1995  
 .552, vs. Maryland, Jan. 13, 1993  
 .547, vs. Wake Forest (29-53), Jan. 22, 1998

## 3-Pointers Made

15, at North Carolina, Feb. 21, 2004  
 13, vs. North Carolina, Feb. 27, 1992  
 13, at NC State, Feb. 15, 1995  
 13, vs. Miami, Jan. 20, 2007  
 12, at Clemson, Jan. 20, 1993  
 12, at Wake Forest, Feb. 10, 1994  
 12, at Clemson, Jan. 18, 1995  
 12, vs. North Carolina, Feb. 25, 1995  
 12, at Wake Forest, Feb. 25, 2004  
 12, vs. Wake Forest, Jan. 18, 2005  
 11, at North Carolina, Feb. 25, 1994  
 11, at North Carolina, Feb. 24, 1996  
 11, vs. Wake Forest, March 7, 1997  
 11, vs. Virginia, March 1, 2003  
 11, vs. Wake Forest, Jan. 25, 2004  
 11, vs. Virginia, Feb. 18, 2006  
 11, at Wake Forest, Jan. 24, 2006

## 3-Pointers Attempted

37, at North Carolina, Feb. 21, 2004  
 34, vs. Maryland, Jan. 10, 1995  
 32, at North Carolina, Feb. 25, 1994  
 31, vs. North Carolina, March 11, 1994  
 31, vs. North Carolina, Jan. 6, 1999  
 31, at Virginia, Jan. 18, 2004  
 31, at Georgia Tech, March 6, 2004  
 30, vs. Miami (Fla.), Feb. 22, 2005  
 29, at Georgia Tech, Jan. 27, 1996  
 29, vs. Wake Forest, Feb. 26, 2003  
 29, at Virginia, Feb. 17, 2007  
 28, at Virginia, Feb. 4, 1995  
 28, vs. Clemson, Feb. 18, 1995  
 28, vs. Wake Forest, Jan. 25, 2004  
 27, at Clemson, Jan. 18, 1995  
 27, at NC State, Feb. 15, 1995  
 27, at Wake Forest, Feb. 7, 1996  
 27, at NC State, Feb. 26, 1997  
 27, at Wake Forest, Feb. 25, 2004

## 3-Point Percentage

.700, vs. Duke (7-10), Jan. 4, 2001  
 .643, at North Carolina (9-14), Feb. 22, 2001  
 .600, vs. Virginia (6-10), Feb. 17, 2001  
 .647, at North Carolina (11-17), Feb. 24, 1996  
 .591, vs. North Carolina (13-22), Feb. 27, 1992  
 .571, vs. Wake Forest (8-14), Jan. 20, 1999  
 .563, vs. Miami (9-16), Jan. 29, 2006  
 .556, vs. North Carolina (10-18), Jan. 22, 2000  
 .550, vs. Virginia (11-20), Feb. 18, 2006  
 .550, at Wake Forest (11-20), Jan. 24, 2006  
 .526, vs. North Carolina (10-19), Jan. 16, 2002  
 .500, vs. Georgia Tech (10-20), Feb. 15, 1992  
 .500, at Clemson (12-24), Jan. 20, 1993  
 .500, vs. Wake Forest (7-14), Feb. 10, 1993  
 .500, at Wake Forest (12-24), Feb. 10, 1994  
 .500, at Virginia (6-12), Jan. 3, 1996  
 .500, vs. Clemson (10-20), Jan. 17, 1996  
 .500, vs. Maryland (9-18), Feb. 10, 1996  
 .500, vs. Virginia (8-16), Feb. 28, 1998  
 .500, vs. Clemson (9-18), March 4, 1999  
 .500, at Virginia (8-16), Jan. 20, 2002  
 .500, vs. Georgia Tech (71-64), Feb. 15, 2003  
 .500, vs. Wake Forest (12-24), Jan. 18, 2005  
 .500, vs. Georgia Tech (8-16), Jan. 13, 2007  
 .500, at Duke (8-16), Feb. 4, 2007  
 .500, vs. NC State (10-20), Feb. 24, 2007

## Free Throws Made

37, vs. Clemson, Feb. 8, 1992  
 32, vs. Duke, March 1, 2006  
 31, vs. Virginia Tech, Jan. 17, 2007  
 29, vs. Maryland, Feb. 10, 1996  
 29, vs. Clemson, Feb. 1, 2006  
 28, vs. Virginia Tech, Jan. 7, 2006  
 25, vs. Virginia, Feb. 8, 1993  
 25, vs. Clemson, Feb. 15, 1998  
 24, vs. Virginia, Feb. 6, 1994  
 24, vs. Virginia, Feb. 26, 2000  
 24, vs. Maryland, Dec. 28, 2004  
 23, at NC State, Feb. 10, 1992  
 23, vs. Maryland, Jan. 13, 1993  
 23, at Clemson, Jan. 13, 1998  
 23, vs. NC State, Jan. 23, 1999  
 23, vs. Clemson, Jan. 31, 2001  
 23, at Maryland, Feb. 14, 2001  
 22, vs. NC State, Jan. 25, 1992  
 22, vs. Clemson, March 4, 1999  
 22, at Miami, March 3, 2006  
 22, vs. Wake Forest, Jan. 27, 2007  
 22, vs. Miami, March 3, 2007

## Free Throws Attempted

48, vs. Clemson, Feb. 8, 1992  
 40, vs. Maryland, Feb. 10, 1996  
 40, vs. Clemson, Feb. 15, 1998  
 40, vs. Duke, March 1, 2006  
 37, at Clemson, Jan. 13, 1998  
 35, vs. Clemson, March 4, 1999  
 35, at Maryland, Feb. 14, 2001  
 35, vs. Clemson, Feb. 1, 2006  
 35, vs. Virginia Tech, Jan. 7, 2006  
 34, vs. Maryland, Jan. 13, 1993  
 34, vs. North Carolina, Jan. 20, 2002  
 34, vs. Virginia Tech, Jan. 17, 2007  
 33, at Maryland, Feb. 13, 1993  
 33, vs. Virginia, Feb. 26, 2000  
 33, vs. Clemson, Jan. 31, 2001  
 33, vs. Maryland, Dec. 28, 2004  
 32, vs. Virginia, Feb. 8, 1993  
 32, at Maryland, Dec. 19, 2004  
 31, vs. Maryland, Jan. 29, 1997  
 31, vs. NC State, Jan. 23, 1999  
 31, vs. NC State, Jan. 25, 2001  
 31, vs. Georgia Tech, Feb. 20, 2005  
 31, at Miami, March 5, 2006  
 30, at NC State, Feb. 10, 1992  
 30, vs. Virginia, Feb. 6, 1994  
 30, vs. Maryland, Feb. 27, 1999  
 30, vs. Wake Forest, Jan. 27, 2007

## Free Throw Percentage

1.000, at Wake Forest (11-11), Jan. 25, 1997  
 .950, vs. Georgia Tech (19-20), Feb. 3, 2004  
 .941, at Maryland (16-17), Jan. 11, 1994  
 .941, vs. Virginia (16-17), Feb. 28, 1999  
 .929, at Georgia Tech (13-14), Jan. 14, 2003  
 .912, vs. Virginia Tech, Jan. 17, 2007  
 .909, at Duke (10-11), Feb. 4, 2006  
 .900, vs. North Carolina (9-9), Jan. 20, 2001  
 .882, at Wake Forest (90-87), Feb. 25, 2004  
 .875, vs. Maryland (14-16), Jan. 30, 2007  
 .867, vs. Georgia Tech (13-15), March 2, 1994  
 .867, vs. Clemson (13-15), Feb. 18, 1995  
 .857, at Georgia Tech (13-15), Jan. 13, 2007  
 .842, at Clemson (16-19), March 3, 2001  
 .833, at Maryland (20-24), March 4, 1996  
 .833, vs. Virginia (10-12), Feb. 17, 2001  
 .833, at NC State (15-18), Feb. 18, 2003  
 .829, vs. Clemson (29-35), Feb. 1, 2006  
 .826, at Maryland (19-23), Jan. 27, 1999  
 .818, at NC State (18-22), Jan. 26, 2005  
 .813, at NC State (13-16), Jan. 8, 2002  
 .810, at NC State (17-21), Feb. 2, 2000  
 .809, vs. Clemson (16-20), Jan. 3, 2007  
 .800, vs. NC State (12-15), Jan. 4, 1997  
 .800, at North Carolina (8-10), March 3, 2005  
 .800, at Clemson (16-20), Feb. 7, 2007  
 .789, vs. North Carolina (15-19), Dec. 20, 1997  
 .786, at Virginia (11-14), Feb. 4, 1995  
 .783, vs. Wake Forest (18-23), Jan. 20, 1999  
 .783, vs. Virginia Tech (18-23), Jan. 8, 2005

## Offensive Rebounds

26, at Georgia Tech, Jan. 15, 1997  
 25, vs. Georgia Tech, Jan. 31, 1993  
 25, vs. NC State, March 7, 1996  
 23, vs. North Carolina, March 11, 1994  
 23, vs. Clemson, Feb. 18, 1995  
 23, vs. Georgia Tech, Feb. 18, 1998  
 22, vs. Maryland, Jan. 10, 1995  
 22, vs. Maryland, Feb. 27, 1999  
 21, vs. North Carolina, Jan. 24, 1996  
 21, at Maryland, Dec. 19, 2004

## Defensive Rebounds

39, vs. Georgia Tech, Feb. 28, 2001  
 37, vs. NC State, Jan. 15, 1995  
 35, at Maryland, Dec. 19, 2004  
 34, vs. Maryland, Jan. 13, 1993  
 31, at Clemson, March 3, 2001  
 30, vs. Wake Forest, Jan. 22, 1998  
 30, vs. Duke, Jan. 6, 2002  
 29, at Maryland, Jan. 18, 1992  
 29, vs. Virginia, Feb. 6, 1994  
 29, at Wake Forest, Jan. 7, 1995  
 29, at NC State, Feb. 2, 2000  
 29, vs. Clemson, Feb. 1, 2006  
 28, vs. NC State, Jan. 25, 1992  
 28, at Virginia, Jan. 6, 1993  
 28, at Maryland, Jan. 7, 1998  
 28, vs. Clemson, March 4, 1999  
 28, at South Florida, Jan. 8, 2000  
 28, vs. Clemson, Jan. 26, 2002  
 28, vs. Clemson, Feb. 14, 2004  
 28, at Duke, Feb. 4, 2006  
 28, vs. Maryland, Feb. 22, 2006  
 28, at Virginia, Feb. 17, 2007

## Total Rebounds

56, at Maryland, Dec. 19, 2004  
 54, vs. NC State, Jan. 15, 1995  
 51, vs. NC State, March 7, 1996  
 50, at Virginia, Jan. 6, 1993  
 49, vs. Georgia Tech, Jan. 31, 1993  
 49, at Georgia Tech, Jan. 15, 1996  
 49, at Duke, Feb. 1, 2006  
 48, at Wake Forest, Jan. 7, 1995  
 47, vs. Virginia, Feb. 6, 1994

## Assists

26, vs. NC State, Jan. 15, 1995  
 24, at Georgia Tech, Jan. 23, 1992  
 24, vs. Wake Forest, Feb. 10, 1993  
 23, vs. NC State, March 13, 1992  
 23, vs. Maryland, Jan. 13, 1993  
 22, at Wake Forest, Jan. 11, 1992  
 22, vs. North Carolina, Feb. 27, 1992  
 22, at Clemson, Jan. 20, 1993  
 21, vs. Clemson, Feb. 20, 1993  
 21, at NC State, Feb. 15, 1995  
 21, at Georgia Tech, Jan. 9, 1999  
 21, vs. Miami, Jan. 20, 2007

## Blocked Shots

14, vs. Maryland, Jan. 10, 1995  
 11, vs. Virginia, Feb. 28, 1998

## Steals

18, vs. NC State, Feb. 14, 1996  
 16, at Wake Forest, Jan. 11, 1992  
 16, vs. NC State, March 13, 1992  
 16, at Georgia Tech, March 2, 1995  
 15, vs. NC State, Jan. 25, 1992  
 14, vs. Maryland, Dec. 28, 2004  
 14, vs. Clemson, Feb. 1, 2006  
 14, vs. Georgia Tech, Feb. 9, 2006  
 13, vs. North Carolina, Feb. 27, 1992  
 13, at Wake Forest, Jan. 9, 1993  
 13, at Georgia Tech, March 4, 1993  
 13, at Georgia Tech, Jan. 27, 1996  
 13, vs. Duke, Feb. 22, 1996



# FSU TEAM RECORDS IN ACC GAMES

## Turnovers

28, at Maryland, Feb. 13, 1993  
 28, vs. Virginia Tech, Jan. 8, 2005  
 25, at Maryland, Dec. 19, 2004  
 24, at Duke, Jan. 6, 1992  
 24, at Maryland, Feb. 11, 1995  
 24, at Clemson, Jan. 13, 1998  
 24, at Duke, Feb. 7, 2002  
 23, at North Carolina, Jan. 27, 1993  
 23, vs. Maryland, Feb. 12, 1994

23, at Maryland, Jan. 27, 1999  
 23, vs. Maryland, Feb. 27, 1999  
 23, vs. Maryland, March 5, 1999  
 23, at NC State, Feb. 15, 2006  
 22, at Maryland, Jan. 11, 1994  
 22, vs. Maryland, Jan. 29, 1997  
 22, at Wake Forest, Feb. 20, 1999  
 22, at Wake Forest, Dec. 16, 2001  
 22, vs. Clemson, Jan. 12, 2005  
 22, at North Carolina, Jan. 22, 2005

## Personal Fouls

36, vs. NC State, March 7, 1996  
 32, at Clemson, Feb. 27, 2005  
 31, vs. Clemson, March 4, 1999  
 31, at Virginia, Jan. 20, 2002  
 30, vs. North Carolina, March 14, 1992  
 30, at Maryland, Jan. 7, 1998  
 30, at Clemson, Jan. 13, 1998  
 30, vs. Georgia Tech, Feb. 11, 1999  
 29, vs. North Carolina, March 11, 1994

28, at Duke, Feb. 4, 2006  
 27, vs. Maryland, Feb. 5, 1992  
 27, at Wake Forest, Feb. 7, 1996  
 27, at Duke, Feb. 10, 1998  
 27, at Wake Forest, Feb. 20, 1999  
 27, vs. Maryland, Feb. 27, 1999  
 27, at North Carolina, Feb. 17, 2002  
 27, at North Carolina, Feb. 21, 2004

# FSU MISCELLANEOUS ACC RECORDS

## Largest Winning Margin

36, vs. Virginia (100-64), Feb. 6, 1994  
 28, vs. NC State (107-79), Jan. 15, 1995  
 26, vs. NC State (78-52), Feb. 24, 2007  
 25, vs. Virginia (88-63), Feb. 28, 1998  
 24, vs. Wake Forest (83-59), Jan. 22, 1998  
 22, vs. NC State (98-76), Jan. 25, 1992  
 22, vs. Maryland (100-78), Feb. 10, 1996

## Largest Winning Margin on the Road

19, at Georgia Tech (75-56), Jan. 9, 1999  
 18, at Clemson (89-71), Jan. 20, 1993  
 13, at NC State (68-55), Jan. 3, 1998  
 12, at North Carolina (86-74), Dec. 15, 1991

## Largest Losing Margin

48, at North Carolina (103-55), Jan. 24, 1998  
 42, at Duke (100-58), Feb. 4, 2001  
 34, at North Carolina (98-64), Feb. 7, 1999  
 33, at Clemson (78-45), Feb. 14, 1999  
 33, at Duke (101-68), Feb. 16, 2000  
 33, at Maryland (96-63), Jan. 26, 2002  
 31, vs. Duke (85-54), Jan. 16, 2000  
 31, at Duke (49-80), Feb. 7, 2002  
 30, at North Carolina (100-70), Jan. 25, 1995  
 29, vs. Clemson (78-49), Feb. 15, 1998

**Best Record:** 12-4, second place in 1992-93

**Worst Record:** 9-21 in 2000-01

**Best League Finish:** Second place twice (1991-92 and 1992-93)

**Worst League Finish:** Tenth place tie (2004-05)

**Longest Winning Streak:** 6, Jan. 31, 1993 - Feb. 24, 1993

**Longest Home Winning Streak:** 10, Feb. 1, 1992 - Feb. 27, 1993

**Longest Road Winning Streak:** 5, Jan. 11, 1992 - Feb. 18, 1992

**Longest Losing Streak:** 9, Jan. 27, 1999 - Feb. 27, 1999

**Longest Home Losing Streak:** 4, Jan. 30, 1999 - Feb. 27, 1999;  
 Jan. 4, 2001 - Jan. 25, 2001;  
 Jan. 22, 2005 - Feb. 22, 2005

**Longest Road Losing Streak:** 26, Dec. 16, 2001 - Jan. 26, 2005

**Best First Half:** 6-2 in 1992-93

**Best Second Half:** 6-2 in 1991-92 and 1992-93

**Best Home Record:** 7-1 in 1992-93

**Best Road Record:** 6-2 in 1991-92



*Kerry Thompson, who was the Seminoles' starting point guard on their 1998 NCAA Tournament team, earned a single-season, career-high 184 assists during the 1996-97 season. His assist total that season is the fifth-highest single-season total in school history.*



# ACC SERIES ANATOMIES

## Clemson (Florida State leads, 26-23)

**Last Florida State Win:** March 8, 2007; Neutral, 67-66 (at ACC Tournament)  
**Last Clemson Win:** Feb. 7, 2007; Away, 71-58  
**Hamilton vs. Clemson:** 5-8 (5-6 at Florida State, 0-2 at Miami)  
**Seminoles at Home:** 14-4  
**Seminoles on the Road:** 7-14  
**Seminoles on Neutral Courts:** 5-4  
**Seminoles Since 1992:** 21-16  
**Longest Winning Streak:** 5 (Jan. 19, 1994 - Jan. 17, 1996)  
**Largest Margin of Victory:** +42; 122-80, Home (Jan. 22, 1970)  
**Largest Margin in Loss:** -33; 45-78, Away (Feb. 14, 1999)  
**Most Points Scored:** 122-80; Home (Jan. 22, 1970)

## Duke (Duke leads, 25-6)

**Last Florida State Win:** Feb. 4, 2007; Away, 68-67  
**Last Duke Win:** Feb. 4, 2006; Away, 97-96 (OT)  
**Hamilton vs. Duke:** 3-5 (at Florida State)  
**Seminoles at Home:** 5-10  
**Seminoles on the Road:** 1-15  
**Seminoles on Neutral Courts:** 0-0  
**Seminoles Since 1992:** 5-24  
**Longest Winning Streak:** 2 (March 1, 2006 - Feb. 4, 2007)  
**Largest Margin of Victory:** +5; 75-70, Home (Feb. 2, 2003); 79-74 (March 1, 2006)  
**Largest Margin in Loss:** -42; 100-58, Away (Feb. 4, 2001)  
**Most Points Scored:** 96-07; Away (Feb. 4, 2006)

## Georgia Tech (Florida State leads, 29-28)

**Last Florida State Win:** Feb. 9, 2006; Home, 80-79  
**Last Georgia Tech Win:** Feb. 13, 2007; Home, 63-57  
**Hamilton vs. Georgia Tech:** 5-4 (3-4 at Florida State, 2-0 at Miami)  
**Seminoles at Home:** 16-10  
**Seminoles on the Road:** 11-15  
**Seminoles on Neutral Courts:** 2-1  
**Seminoles Since 1992:** 15-16  
**Longest Winning Streak:** 6 (Jan. 23, 1992 - March 2, 1994)  
**Largest Margin of Victory:** +58; 108-50, Home (Feb. 9, 1972)  
**Largest Margin in Loss:** -21; 79-58, Away (Jan. 26, 1996)  
**Most Points Scored:** 108-50; Home (Feb. 9, 1972)

## Maryland (Maryland leads, 25-9)

**Last Florida State Win:** Jan. 30, 2007; Home, 96-79  
**Last Maryland Win:** Feb. 21, 2007; Away, 73-55  
**Hamilton vs. Maryland:** 3-5 (at Florida State)  
**Seminoles at Home:** 6-9  
**Seminoles on the Road:** 3-12  
**Seminoles on Neutral Courts:** 0-4  
**Seminoles Since 1992:** 9-25  
**Longest Winning Streak:** 2 (Jan. 13, 1993 - Feb. 13, 1993)  
**Largest Margin of Victory:** +22; 100-78, Home (Feb. 10, 1986)  
**Largest Margin in Loss:** -33; 63-96, Home (Feb. 27, 2002)  
**Most Points Scored:** 105-85; Home (Jan. 13, 1993)

## Miami (Florida State leads, 32-26)

**Last Florida State Win:** March 3, 2007; Away, 98-90 overtime  
**Last Miami Win:** Jan. 29, 2006; Home, 84-78 (OT)  
**Hamilton vs. Miami:** 5-2 (4-2 at Florida State, 1-0 at Oklahoma State)  
**Seminoles at Home:** 22-5  
**Seminoles on the Road:** 10-20  
**Seminoles on Neutral Courts:** 0-0  
**Seminoles Since 1992:** 5-2  
**Longest Winning Streak:** 6 (Dec. 6, 1968 - Jan. 8, 1971)  
**Largest Margin of Victory:** + 41; 104-63, Home (Jan. 9, 1970)  
**Largest Margin in Loss:** -37; 56-93, Away (Jan. 11, 1952)  
**Most Points Scored:** 114-106; Home (Jan. 8, 1971)

## North Carolina (North Carolina leads, 34-9)

**Last Florida State Win:** Jan. 22, 2004; Home, 90-81 (OT)  
**Last North Carolina Win:** Jan. 7, 2007; Away, 84-58  
**Hamilton vs. North Carolina:** 1-6 (1-5 at Florida State, 0-1 at Miami)  
**Seminoles at Home:** 4-10  
**Seminoles on the Road:** 3-19  
**Seminoles on Neutral Courts:** 1-5  
**Seminoles Since 1992:** 6-24  
**Longest Winning Streak:** 2 (Dec. 15, 1991 - Feb. 27, 1992; Feb. 24, 1996 - Jan. 22, 1997)  
**Largest Margin of Victory:** +14; 110-96, Home (Feb. 27, 1992)  
**Largest Margin in Loss:** -48; 103-55, Away (Jan. 24, 1998)  
**Most Points Scored:** 110-96; Home (Feb. 27, 1992)

## NC State (NC State leads, 24-16)

**Last Florida State Win:** Feb. 24, 2007; Home, 78-52  
**Last NC State Win:** Feb. 15, 2006; Away, 86-64  
**Hamilton vs. NC State:** 1-7 (at Florida State)  
**Seminoles at Home:** 10-5  
**Seminoles on the Road:** 3-14  
**Seminoles on Neutral Courts:** 2-5  
**Seminoles Since 1992:** 13-20  
**Longest Winning Streak:** 5 (Jan. 25, 1992 - Feb. 17, 1993)  
**Largest Margin of Victory:** +28; 107-79, Home (Jan. 15, 1995)  
**Largest Margin in Loss:** -25; 71-46, Away (Feb. 25, 2001)  
**Most Points Scored:** 107-79; Home (Jan. 15, 1995)

## Virginia (Virginia leads, 17-14)


**Last Florida State Win:** Feb. 17, 2006; Home, 76-62  
**Last Virginia Win:** Feb. 17, 2007; Away, 73-70  
**Hamilton vs. Virginia:** 5-4 (at Florida State)  
**Seminoles at Home:** 11-6  
**Seminoles on the Road:** 5-9  
**Seminoles on Neutral Courts:** 0-0  
**Seminoles Since 1992:** 14-17  
**Longest Winning Streak:** 3 (Feb. 4, 1998 - Dec. 1, 1998; Feb. 17, 2004 - Feb. 18, 2006)  
**Largest Margin of Victory:** +36; 100-64, Home (Feb. 6, 1994)  
**Largest Margin in Loss:** -20; 84-64 (Jan. 6, 1994)  
**Most Points Scored:** 100-64; Home (Feb. 6, 1994)

## Virginia Tech (Florida State leads, 22-16)

**Last Florida State Win:** Jan. 17, 2007; Home, 82-73  
**Last Virginia Tech Win:** Feb. 25, 2006; Away, 72-61  
**Hamilton vs. Virginia Tech:** 4-1 (at Florida State)  
**Seminoles at Home:** 13-4  
**Seminoles on the Road:** 6-11  
**Seminoles on Neutral Courts:** 3-1  
**Seminoles since 1992:** 5-1  
**Longest Winning Streak:** 5 (Jan. 26, 1991 - Jan. 4, 2003)  
**Largest Margin of Victory:** +29; 107-78, Home (Feb. 23, 1987)  
**Largest Margin in Loss:** -14; 71-85, Away (Jan. 14, 1985)  
**Most Points Scored:** 117-97; Home (March 1, 1989)

## Wake Forest (Wake Forest leads, 21-14)

**Last Florida State Win:** Jan. 27, 2007; Home, 74-66  
**Last Wake Forest Win:** March 9, 2006; Neutral, 78-66  
**Hamilton vs. Wake Forest:** 3-5 (3-4 at Florida State, 0-1 at Miami)  
**Seminoles at Home:** 9-5  
**Seminoles on the Road:** 4-14  
**Seminoles on Neutral Courts:** 1-2  
**Seminoles Since 1992:** 13-19  
**Longest Winning Streak:** 5 (Dec. 22, 1973 - Feb. 10, 1993)  
**Largest Margin of Victory:** +24; 83-59 (Jan. 22, 1998)  
**Largest Margin in Loss:** -39; 48-87 (Feb. 12, 2005)  
**Most Points Scored:** 111-94; Home (Feb. 10, 1993)



*Maurice Myrick, who helped the Seminoles win 20 games during the 1983-84 season, is one of 18 players in school history with 120 or more career steals. He earned 126 steals during his four-year career from 1982-85.*

# MARGIN OF VICTORY

## LARGEST MARGIN OF VICTORY

Rank	Margin	Opponent (Date)	Score
1.	+69	Valdosta (Dec. 12, 1970)	134-65
2.	+67	Baptist (Feb. 5, 1977)	139-72
3.	+64	Tampa (Dec. 6, 1965)	121-57
4.	+60	South Dakota (Dec. 5, 1970)	125-65
5.	+58	Georgia Tech (Feb. 19, 1972)	108-50
6.	+57	Palm Beach Atlantic (Dec. 13, 1975)	109-52
7.	+54	Central Florida (Nov. 25, 1988)	133-79
8.	+53	Baptist College (Jan. 14, 1976)	107-54
	+53	UNC-Asheville (Jan. 2, 1992)	107-54
10.	+52	New Hampshire (Dec. 30, 1968)	104-52
	+52	Savannah State (Nov. 20, 2002)	93-41
12.	+51	Florida Atlantic (Dec. 1, 1993)	110-59
13.	+48	Valdosta State (Dec. 12, 1970)	111-63
14.	+46	Florida International (Dec. 2, 1987)	121-75
	+46	Rider (Jan. 4, 1989)	113-67
	+46	Campbell (Dec. 29, 2001)	93-47
17.	+45	Valdosta State (Dec. 2, 1968)	120-75
	+45	Valdosta State (Feb. 24, 1976)	106-61
	+45	Eckerd (Nov. 27, 1978)	116-71
	+45	Nicholls State (Nov. 26, 2004)	99-54
21.	+44	Jacksonville (Dec. 21, 2004)	101-57
22.	+43	Rollins (Feb. 11, 1960)	101-58
	+43	Samford (Jan. 16, 1971)	122-79
	+43	East Tennessee State (Jan. 8, 1972)	106-63

Rank	Margin	Opponent (Date)	Score
25.	+42	Clemson (Jan. 22, 1970)	122-80
	+42	South Alabama (Feb. 23, 1974)	105-63
27.	+41	Jacksonville (Feb. 16, 1968)	106-65
	+41	Miami (Fla.) (Jan. 9, 1970)	104-63
	+41	Chattanooga (Feb. 1, 1975)	111-70
30.	+40	SW Louisiana (Jan. 24, 1976)	110-70
	+40	Purdue (Nov. 29, 2005)	97-57

## LARGEST MARGIN OF DEFEAT

Rank	Margin	Opponent (Date)	Score
1.	-52	West Virginia (Jan. 30, 1958)	51-103
2.	-48	North Carolina (Jan. 25, 1995)	55-103
3.	-45	North Carolina (Dec. 31, 1985)	64-109
4.	-43	Duke (Feb. 4, 2001)	58-101
5.	-40	The Citadel (Feb. 15, 1960)	60-100
	-40	Southern Mississippi (Feb. 8, 1986)	96-102
7.	-39	Marshall (Feb. 1, 1958)	68-107
8.	-35	North Carolina (Dec. 16, 1965)	80-115
9.	-34	North Carolina (Feb. 7, 1999)	98-64
10.	-33	Clemson (Feb. 14, 1999)	45-78
	-33	Duke (Feb. 16, 2000)	68-101
	-33	Maryland (March 8, 2002)	59-85

# TOURNAMENT HISTORY

## CHAMPIONSHIPS

NAIB District 25 – 1950-51  
 NAIB District 25 – 1954-55  
 Savannah Invitational – 1962-63  
 Civitan Classic – 1968-69  
 Gator Bowl – 1969-70  
 Civitan Classic – 1971-72  
 Far West Classic – 1971-72  
 Senior Bowl – 1971-72  
 NCAA Mideast – 1971-72  
 Big Sun – 1973-74  
 Big Sun – 1977-78  
 Birmingham Classic – 1977-78  
 Cotton States Classic – 1980-81  
 Red Lobster Classic – 1986-87  
 Metro Conference – 1990-91

## APPEARANCES

### In-Season

1950-51 NAIB District 25 (2-0, Champions)  
 1950-51 NAIB Nationals (2-1, Quarterfinals)  
 1951-52 Gator Bowl (0-3, Round Robin)  
 1951-52 NAIB District 25 (1-1, Second)  
 1952-53 NAIB District 25 (1-1, Second)  
 1954-55 Gator Bowl (1-1, Third)  
 1954-55 NAIB District 25 (2-0, Champions)  
 1954-55 NAIB Nationals (1-1, Second Round)  
 1955-56 Carousel Tournament (1-2, Sixth)  
 1955-56 Orange Bowl (1-2, Seventh)  
 1956-57 Senior Bowl (1-1, Third)  
 1957-58 Senior Bowl (1-1, Third)  
 1958-59 Citadel Invitational (0-2, Fourth)  
 1959-60 Gator Bowl (1-1, Second)  
 1960-61 Gator Bowl (0-1)  
 1962-63 Savannah Invitational (3-0, Champions)  
 1963-64 Gator Bowl (1-1, Third)  
 1964-65 Vanderbilt Invitational (1-1, Third)  
 1964-65 All College Tournament (1-2, Seventh)  
 1965-66 Tampa Invitational (1-1, Second)

1967-68 Milwaukee Classic (1-1, Third)  
 1967-68 Evansville Tournament (1-1, Second)  
 1968-69 Florida Sunshine Classic (2-0, Champions)  
 1969-70 Gator Bowl (2-0, Champions)  
 1970-71 Florida Sunshine Classic (1-1, Second)  
 1970-71 Sun Bowl (0-2)  
 1971-72 Civitan Classic (2-0, Champions)  
 1971-72 Far West Classic (3-0, Champions)  
 1971-72 Senior Bowl (2-0, Champions)  
 1972-73 Marshall Invitational (1-1, Third)  
 1972-73 Dayton Invitational (1-1, Third)  
 1972-73 All College (2-1, Third)  
 1973-74 Steel Bowl (1-1, Second)  
 1973-74 Big Sun Classic (2-0, Champions)  
 1973-74 Mercer Bear Classic (1-1, Third)  
 1973-74 Bluebonnet Classic (1-1, Second)  
 1973-74 Big Sun (2-0, First)  
 1974-75 Louisville Holiday (1-1, Second)  
 1975-76 Big Sun (1-1, Second)  
 1975-76 Far West Classic (1-2, Seventh)  
 1976-77 IPTAY Tournament (1-1, Second)  
 1976-77 Cable Car Classic (1-1, Second)  
 1976-77 Vermont Classic (1-1, Third)  
 1977-78 Big Sun (2-0, First)  
 1977-78 Birmingham Classic (2-0, First)  
 1977-78 Pillsbury Classic (1-1, Second)  
 1978-79 Dayton Invitational (1-1, Second)  
 1978-79 Old Dominion Classic (1-1, Second)  
 1980-81 Cotton States Classic (2-0, First)  
 1981-82 Florida Four (1-1, Second)  
 1981-82 Dayton Invitational (1-1, Second)  
 1982-83 Florida Four (1-1, Third)  
 1982-83 Cabrillo Classic (1-1, Third)  
 1986-87 Red Lobster Classic (2-0, Champions)  
 1987-88 Red Lobster Classic (1-1, Third)  
 1988-89 Red Lobster Classic (1-1, Second)  
 1989-90 Great Alaska Shootout (1-2, Fifth)  
 1989-90 ECAC Holiday Festival (1-1, Third)  
 1992-93 Preseason NIT (2-2, Fourth)  
 1997-98 Preseason NIT (3-1, Second)

1998-99 Rainbow Classic (2-1, Fifth)  
 2000-01 Great Alaska Shootout (1-2, Seventh)  
 2002-03 Fiesta Bowl Classic (1-1, Third)  
 2003-04 University of Pittsburgh Holiday Hoops Classic (3-1, Second)  
 2004-05 Corpus Christi Caller Times Challenge (1-3)

### Conference

1948-49 Dixie Conference (1-2, Fourth)  
 1949-50 Dixie Conference (1-1, Third)  
 1950-51 Dixie Conference (1-1, Second)  
 1976-77 Metro Tournament (0-1)  
 1977-78 Metro Tournament (1-1, Second)  
 1978-79 Metro Tournament (2-1, Second)  
 1979-80 Metro Tournament (2-1, Second)  
 1980-81 Metro Tournament (1-1, Fourth)  
 1981-82 Metro Tournament (1-1, Third)  
 1982-83 Metro Tournament (0-1)  
 1983-84 Metro Tournament (1-1)  
 1984-85 Metro Tournament (2-1, Second)  
 1985-86 Metro Tournament (1-1)  
 1986-87 Metro Tournament (0-1)  
 1987-88 Metro Tournament (1-1)  
 1988-89 Metro Tournament (1-1)  
 1989-90 Metro Tournament (0-1)  
 1990-91 Metro Tournament (3-0, Champions)  
 1991-92 ACC Tournament (1-1)  
 1992-93 ACC Tournament (0-1)  
 1993-94 ACC Tournament (0-1)  
 1994-95 ACC Tournament (0-1)  
 1995-96 ACC Tournament (0-1)  
 1996-97 ACC Tournament (0-1)  
 1997-98 ACC Tournament (0-1)  
 1998-99 ACC Tournament (1-1)  
 1999-00 ACC Tournament (1-1)

(continues on page 166)



# TOURNAMENT HISTORY



(continued from page 165)

2000-01	ACC Tournament (0-1)
2001-02	ACC Tournament (1-1)
2002-03	ACC Tournament (1-1)
2003-04	ACC Tournament (0-1)
2004-05	ACC Tournament (0-1)
2005-06	ACC Tournament (0-1)
2006-07	ACC Tournament (1-1)

*Michael Polite, who played on two NCAA Tournament teams during his career as a Seminole, finished his career with 21 double-doubles and 673 rebounds. He is ranked 11th in school history in total rebounds.*

## Postseason

1967-68	NCAA Tournament (0-1)
1971-72	NCAA Tournament (4-1, Runners-Up)
1977-78	NCAA Tournament (0-1)
1979-80	NCAA Tournament (1-1)
1983-84	National Invitation Tournament (1-1)
1986-87	National Invitation Tournament (1-1)
1987-88	NCAA Tournament (0-1)
1988-89	NCAA Tournament (0-1)
1990-91	NCAA Tournament (1-1)
1991-92	NCAA Tournament (2-1)
1992-93	NCAA Tournament (3-1)
1996-97	National Invitation Tournament (4-1, Second)
1997-98	NCAA Tournament (1-1)
2003-04	National Invitation Tournament (1-1)
2005-06	National Invitation Tournament (1-1)
2006-07	National Invitation Tournament (2-1)

## IN-SEASON TOURNAMENTS

### NAIB District 25 (Jacksonville, Fla.)

March 2, 1951	vs. Stetson	W	65-58	
March 3, 1951	vs. Georgia Teachers	W	69-67	(champions)

### NAIB District 25 (DeLand, Fla.)

Feb. 28, 1952	vs. Miami (Fla.)	W	73-70	
Feb. 29, 1952	vs. Tampa	L	57-78	
March 4, 1953	vs. Mercer	W	87-77	
March 5, 1953	vs. Stetson	L	81-94	

### NAIB District 25 (Tallahassee, Fla.)

Feb. 28, 1955	vs. Stetson	W	86-77	
March 1, 1955	vs. Georgia Teachers	W	91-83	(champions)

### NAIB National Tournament (Kansas City, Mo.)

March 13, 1951	vs. South Dakota State	W	85-70	
March 14, 1951	vs. Pepperdine	W	61-59	
March 15, 1951	vs. Millikin	L	60-91	(quarterfinalists)
March 7, 1955	vs. Montana State	W	93-84	
March 9, 1955	vs. Beloit	L	88-110	

### All-College Tournament (Oklahoma City, Okla.)

Dec. 28, 1964	vs. DePaul	L	44-52	
Dec. 29, 1964	vs. Creighton	L	77-85	
Dec. 30, 1964	vs. Rice	W	81-56	
Dec. 27, 1972	vs. Penn State	W	70-60	
Dec. 28, 1972	vs. Brigham Young	L	77-80	
Dec. 30, 1972	vs. Oklahoma City	W	94-80	

### Big Sun Classic (St. Petersburg, Fla.)

Dec. 21, 1973	vs. Western Kentucky	W	107-87	
Dec. 22, 1973	vs. Wake Forest	W	66-48	(champions)
Dec. 19, 1975	vs. South Florida	W	78-51	
Dec. 20, 1975	vs. Alabama	L	72-76	
Dec. 9, 1977	vs. South Florida	W	76-67	
Dec. 10, 1977	vs. Seton Hall	W	94-63	(champions)

### Birmingham Classic (Birmingham, Ala.)

Dec. 16, 1977	vs. Texas A&M	W	100-77	
Dec. 17, 1977	vs. Navy	W	82-55	(champions)

### Bluebonnet Classic (Houston, Texas)

Jan. 4, 1974	vs. Texas A&M	W	99-79	
Jan. 5, 1974	vs. Houston	L	74-79	

### Cable Car Classic (San Francisco, Calif.)

Dec. 17, 1976	vs. Santa Clara	W	94-80	
Dec. 18, 1976	vs. San Francisco	L	87-93	

### Cabrillo Classic (San Diego, Calif.)

Dec. 29, 1982	at San Diego State	L	85-89	
Dec. 30, 1982	vs. Tulsa	W	92-80	

### Carousel Tournament (Charlotte, N.C.)

Dec. 19, 1955	vs. Clemson	L	76-94	
Dec. 20, 1955	vs. Boston University	W	86-52	
Dec. 21, 1955	vs. Mississippi State	L	71-79	

### The Citadel Invitational (Charleston, S.C.)

Dec. 19, 1958	vs. Miami (Fla.)	L	79-85	
Dec. 20, 1958	vs. Georgia	L	72-83	

### Colonial Classic (Tallahassee, Fla. & Pittsburgh, Pa.)

Nov. 12, 2006	vs. McNeese State*	W	85-65	
Nov. 13, 2006	vs. Illinois State*	W	73-59	
Nov. 14, 2006	vs. SMU*	W	59-52	
Nov. 24, 2006	at Pittsburgh&	L	66-88	

\* Games played in Tallahassee, Fla.

& Game played in Pittsburgh, Pa.

### Corpus Christi Caller Times Challenge (Corpus Christi, Texas)

Nov. 22, 2004	vs. Texas A&M-Corpus Christi*	L	67-70	
Nov. 24, 2004	vs. Shawnee State*	W	88-65	
Nov. 27, 2004	vs. Kent State	L	59-69	
Nov. 28, 2004	vs. Texas A&M-Corpus Christi	L	70-71	

\*Games played in Tallahassee, Fla.

### Cotton States Classic (Atlanta, Ga.)

Dec. 19, 1980	vs. Missouri	W	68-64	
Dec. 20, 1980	vs. Georgia	W	64-62	(champions)

### Dayton Invitational (Dayton, Ohio)

Dec. 22, 1972	vs. Alabama	L	68-74	
Dec. 23, 1972	vs. Northwestern	W	91-73	
Dec. 22, 1978	at Dayton	L	80-97	
Dec. 23, 1978	vs. Penn State	L	57-64	
Dec. 29, 1981	vs. UNC Charlotte	W	76-73	
Dec. 30, 1981	at Dayton	L	79-93	

### ECAC Holiday Festival (New York, N.Y.)

Dec. 27, 1989	vs. NC State	L	72-90	
Dec. 29, 1989	vs. Rhode Island	W	95-76	

### Evansville Tournament (Evansville, Ind.)

Dec. 29, 1967	vs. George Washington	W	94-69	
Dec. 30, 1967	vs. Evansville	L	67-76	



# IN-SEASON TOURNAMENTS

## Far West Classic (Portland, Ore.)

Dec. 27, 1971	vs. Washington	W	85-77	
Dec. 29, 1971	vs. Oregon State	W	73-72	
Dec. 30, 1971	vs. Washington State	W	85-61	(champions)
Dec. 26, 1975	vs. Washington	L	54-69	
Dec. 27, 1975	vs. Oregon State	L	75-78	
Dec. 28, 1975	vs. Colorado State	W	84-54	

## Fiesta Bowl Classic (Tucson, Ariz.)

Dec. 28, 2002	vs. Boston University	L	69-84	
Dec. 30, 2002	vs. Davidson	W	82-66	

## Florida Four Tournament (Tampa, Fla.)

Dec. 4, 1981	vs. Jacksonville	W	94-93 (OT)	
Dec. 5, 1981	vs. South Florida	L	67-82	

## Florida Four Tournament (Gainesville, Fla.)

Dec. 10, 1982	vs. South Florida	L	77-90	
Dec. 11, 1982	vs. Jacksonville	W	81-66	

## Florida Sunshine Classic (Jacksonville, Fla.)

Dec. 6, 1968	vs. Miami (Fla.)	W	111-84	
Dec. 7, 1968	vs. Jacksonville	W	93-88	(champions)
Dec. 7, 1970	vs. Southern Mississippi	W	117-84	
Dec. 8, 1970	vs. Jacksonville	L	108-114	
Dec. 6, 1971	vs. Stetson	W	90-54	
Dec. 7, 1971	vs. Jacksonville	W	90-83	(champions)

## Gator Bowl Tournament (Jacksonville, Fla.)

Dec. 28, 1951	vs. Georgia	L	50-59	
Dec. 29, 1951	vs. Clemson	L	56-62	
Dec. 30, 1951	vs. Florida	L	51-61	
Dec. 27, 1954	vs. Florida	L	79-82	
Dec. 28, 1954	vs. Georgia	W	97-87	
Dec. 29, 1959	vs. Jacksonville	W	86-69	
Dec. 30, 1959	vs. Georgia	L	66-69	
Dec. 28, 1960	vs. Georgia	L	56-62	
Dec. 26, 1963	vs. Air Force	L	53-78	
Dec. 27, 1963	vs. Manhattan	W	85-81	
Dec. 29, 1969	vs. Army	W	86-51	
Dec. 30, 1969	vs. Florida	W	88-63	

## Great Alaska Shootout (Anchorage, Alaska)

Nov. 24, 1989	vs. Kansas State	L	70-71	
Nov. 25, 1989	vs. Alaska Anchorage	W	75-74	
Nov. 26, 1989	vs. Connecticut	L	60-63	
Nov. 23, 2000	vs. Ohio State	L	65-90	
Nov. 24, 2000	vs. DePaul	L	74-80	
Nov. 25, 2000	vs. Rhode Island	W	86-71	

## IPTAY Tournament (Clemson, S.C.)

Nov. 26, 1976	vs. Toledo	W	70-66	
Nov. 27, 1977	vs. Clemson	L	92-108	

## Louisville Holiday Classic (Louisville, Ky.)

Dec. 26, 1974	vs. Purdue	W	69-66	
Dec. 27, 1974	vs. Louisville	L	61-79	

## Marshall Invitational (Marshall, W.V.)

Dec. 15, 1972	vs. Princeton	L	59-61	
Dec. 16, 1972	vs. Baylor	W	85-67	

## Mercer Bear Classic (Macon, Ga.)

Dec. 27, 1973	vs. Indiana State	L	92-93	
Dec. 28, 1973	vs. Wisconsin-Milwaukee	W	84-82	

## Milwaukee Classic (Milwaukee, Wisc.)

Dec. 15, 1967	vs. Marquette	L	58-78	
Dec. 16, 1967	vs. Louisiana State	W	130-100	

## Old Dominion Classic (Norfolk, Va.)

Jan. 5, 1979	vs. Georgia Southern	W	96-83	
Jan. 6, 1979	vs. Old Dominion	L	76-80	

## Orange Bowl Tournament (Miami, Fla.)

Dec. 28, 1955	vs. West Virginia	L	69-78	
Dec. 29, 1955	vs. Santa Clara	L	59-61	
Dec. 30, 1955	vs. New York University	W	85-83	

## Pillsbury Classic (Minneapolis, Minn.)

Dec. 30, 1977	vs. Tulane	W	71-56	
Dec. 31, 1977	vs. Minnesota	L	74-88	

## Pittsburgh Holiday Hoops Classic (Pittsburgh, Pa.)

Nov. 24, 2003	vs. Georgetown College*	W	81-67	
Dec. 18, 2003	vs. Wagner*	W	83-62	
Dec. 20, 2003	vs. Chicago State	W	47-42	
Dec. 22, 2003	vs. Pittsburgh	L	56-63	

\*Games played in Tallahassee, Fla.

## Preseason NIT

Nov. 18, 1992	vs. Siena	W	89-80	
Nov. 20, 1992	vs. Iowa State	W	109-86	
Nov. 25, 1992	vs. Indiana	L	78-81 (OT)	
Nov. 27, 1992	vs. UCLA	L	83-86	
Nov. 17, 1997	vs. Loyola (Md.)	W	89-72	
Nov. 19, 1997	vs. Utah State	W	66-55	
Nov. 26, 1997	vs. Connecticut	W	67-60	
Nov. 28, 1997	vs. Kansas	L	58-73	

## Rainbow Classic (Honolulu, Hawaii)

Dec. 28, 1998	vs. Princeton	L	46-50	
Dec. 29, 1998	vs. Mississippi State	W	69-58	
Dec. 30, 1998	vs. Murray State	W	80-76 (OT)	

## Red Lobster Classic (Orlando, Fla.)

Dec. 29, 1986	vs. Alcorn State	W	84-62	
Dec. 28, 1987	vs. Pittsburgh	L	71-72	
Dec. 29, 1987	vs. Central Florida	W	101-67	
Dec. 28, 1988	vs. Central Florida	W	97-64	
Dec. 29, 1988	vs. Villanova	L	67-68	
Dec. 30, 1987	vs. Tennessee	W	91-90 (OT)	(champions)

## Savannah Invitational (Savannah, Ga.)

Dec. 27, 1962	vs. Georgia	W	77-69	
Dec. 28, 1962	vs. Alabama	W	49-48	
Dec. 29, 1962	vs. Georgia Southern	W	79-60	(champions)

## Senior Bowl Tournament (Mobile, Ala.)

aJan. 2, 1957	vs. Morehead State	L	75-97	
Jan. 3, 1957	vs. Furman	W	108-96	
Jan. 1, 1958	vs. The Citadel	L	57-59	
Jan. 2, 1958	vs. Georgia	W	92-80	
Jan. 3, 1972	vs. Denver	W	88-70	
Jan. 4, 1972	vs. Saint Louis	W	63-62	(champions)

## Steel Bowl Tournament (Pittsburgh, Pa.)

Dec. 7, 1973	vs. Clemson	W	65-58	
Dec. 8, 1973	vs. Pittsburgh	L	60-82	

## Sun Bowl Tournament (El Paso, Texas)

Dec. 18, 1970	vs. Southern California	L	85-94	
Dec. 19, 1970	vs. Miami (Ohio)	L	64-67	

## Tampa Invitational (Tampa, Fla.)


Dec. 20, 1965	vs. Virginia Military	W	65-64	
Dec. 21, 1965	vs. Auburn	L	58-59	

## Vanderbilt Invitational (Nashville, Tenn.)

Dec. 18, 1964	vs. Oklahoma State	L	56-60	
Dec. 19, 1964	vs. Baylor	W	82-64	

## Vermont Classic (Burlington, Vt.)

Dec. 29, 1976	vs. Army	L	71-72	
Dec. 30, 1976	vs. Vermont	W	76-67	



Mitchell Wiggins, who scored 1,067 points in only two seasons as a Seminole, averaged a school-record 23.2 points per game for his 46-game career at Florida State.

# POSTSEASON TOURNAMENTS

## NCAA APPEARANCES: 10

**Overall Record:** 12-10 (.545 winning percentage)  
**Times To National Championship Game:** 1 (1972)  
**Times To Final Four:** 1 (1972)  
**Times To Elite Eight:** 1 (1972)  
**Times To Sweet 16:** 3 (1972, 1992, 1993)

### Overall Appearances

Year	Florida State Results	FSU Seed
1968	Midwest Regional First Round	n/a
1972	NCAA National Championship Game	n/a
1978	Midwest Regional First Round	n/a
1980	Midwest Regional Second Round	8
1988	West Regional First Round	12
1989	Southeast Regional First Round	4
1991	Southeast Regional Second Round	7
1992	West Regional Semifinals	3
1993	Southeast Regional Finals	3
1998	Midwest Regional Second Round	12

### 1968

#### Midwest Regional First Round

**Site:** Kent, Ohio  
**Date:** March 9, 1968  
 East Tennessee State 79, Florida State 69

### 1972

#### National Championship Game

#### Midwest Regional First Round

**Site:** Knoxville, Tenn.  
**Date:** March 11, 1972  
 Florida State 83, Eastern Kentucky 81

#### Midwest Regional Semifinals/Finals

**Site:** Dayton, Ohio  
**Dates:** March 16-18, 1972  
 Florida State 70, Minnesota 56  
 Florida State 73, Kentucky 54

#### NCAA Semifinals/Finals

**Site:** Los Angeles, Calif.  
**Dates:** March 23-25, 1972  
 Florida State 79, North Carolina 75  
 UCLA 81, Florida State 76

### 1978

#### Midwest Regional First Round

**Site:** Knoxville, Tenn.  
**Date:** March 11, 1978  
 Kentucky 85, Florida State 76

### 1980

#### Midwest Regional Second Round

**Site:** Bowling Green, Ken.  
**Dates:** March 7-9, 1980  
 No. 8 Florida State 94, No. 9 Toledo 91  
 No. 1 Kentucky 97, No. 8 Florida State 78

### 1988

#### West Regional First Round

**Site:** Los Angeles, Calif.  
**Date:** March 18, 1988  
 No. 5 Iowa 102, No. 12 Florida State 98

### 1989

#### Southeast Regional First Round

**Site:** Knoxville, Tenn.  
**Date:** March 16, 1989  
 No. 13 Middle Tennessee State 97, No. 4 Florida State 83

### 1991

#### Southeast Regional Second Round

**Site:** Louisville, Ken.  
**Date:** March 14-16, 1991  
 No. 7 Florida State 75, No. 10 Southern California 72  
 No. 2 Indiana 82, No. 7 Florida State 60

### 1992

#### West Regional Semifinals

#### West Regional First and Second Rounds

**Site:** Boise, Idaho  
**Dates:** March 19-21, 1992  
 No. 3 Florida State 78, No. 14 Montana 68  
 No. 3 Florida State 78, No. 6 Georgetown 68

#### West Regional Semifinals

**Site:** Albuquerque, N.M.  
**Date:** March 26, 1992  
 No. 2 Indiana 85, No. 3 Florida State 74

### 1993

#### Southeast Regional Finals

#### Southeast Regional First and Second Rounds

**Site:** Orlando, Fla.  
**Date:** March 18-20, 1993  
 No. 3 Florida State 82, No. 14 Evansville 70  
 No. 3 Florida State 94, No. 11 Tulane 63

#### Southeast Regional Semifinals and Finals

**Site:** Charlotte, N.C.  
**Date:** March 25-27, 1993  
 No. 3 Florida State 81, No. 7 Western Kentucky 78 (OT)  
 No. 1 Kentucky 106, No. 3 Florida State 81

### 1998

#### Midwest Regional Second Round

**Site:** Oklahoma City, Okla.  
**Dates:** March 13-15, 1998  
 No. 12 Florida State 96, No. 5 Texas Christian 87  
 No. 13 Valparaiso 83, No. 12 Florida State 77 (OT)

## NIT APPEARANCES: 6

**NIT Appearances:** 6  
**Overall Record:** 10-6 (.625 winning percentage)

### Overall Appearances:

Year	Florida State Results
1984	Second Round (1-1)
1987	Second Round (1-1)
1997	National Runners-Up (4-1)
2004	Second Round (1-1)
2006	Second Round (1-1)
2007	Quarterfinal Round (2-1)

### 1984 First/Second Rounds

#### First Round

**Site:** Raleigh, N.C.  
**Date:** March 15, 1984  
 Florida State 74, NC State 71 (OT)

#### Second Round

**Site:** Greensboro, N.C.  
**Date:** March 18, 1984  
 Pittsburgh 66, Florida State 63

### 1987 First/Second Rounds

#### First Round

**Site:** Tallahassee, Fla.  
**Date:** March 12, 1987  
 Florida State 107, Rhode Island 92

#### Second Round

**Site:** Nashville, Tenn.  
**Date:** March 16, 1987  
 Vanderbilt 109, Florida State 92

### 1997 Championship Finals

#### First Round

**Site:** Syracuse, N.Y.  
**Date:** March 12, 1997  
 Florida State 82, Syracuse 67

#### Second Round

**Site:** Tallahassee, Fla.  
**Date:** March 17, 1997  
 Florida State 68, Michigan State 63

#### Third Round

**Site:** Morgantown, W.V.  
**Date:** March 19, 1997  
 Florida State 76, West Virginia 71

#### Semifinals

**Site:** New York, N.Y.  
**Date:** March 25, 1997  
 Florida State 71, Connecticut 65

#### Championship

**Site:** New York, N.Y.  
**Date:** March 27, 1997  
 Michigan 82, Florida State 73

### 2004 First/Second Rounds

#### First Round

**Site:** Wichita, Kan.  
**Date:** March 17, 2004  
 Florida State 91, Wichita State 84 (20T)

#### Second Round

**Site:** Tallahassee, Fla.  
**Date:** March 23, 2004  
 Iowa State 62, Florida State 59

### 2006 First/Second Rounds

#### First Round

**Site:** Tallahassee, Fla.  
**Date:** March 17, 2006  
 Florida State 67, Butler 64

#### Second Round

**Site:** Tallahassee, Fla.  
**Date:** March 21, 2006  
 South Carolina 69, Florida State 68 (OT)

### 2007 Quarterfinal Round

#### First Round

**Site:** Tallahassee, Fla.  
**Date:** March 13, 2007  
 Florida State 77, Toledo 61

#### Second Round

**Site:** Tallahassee, Fla.  
**Date:** March 15, 2007  
 Florida State 87, Michigan 66

#### Quarterfinal Round

**Site:** Starkville, Miss.  
**Date:** March 20, 2007  
 Mississippi State 86, Florida State 71

# CONFERENCE TOURNAMENT HISTORY

## ACC RESULTS

### 1992

**Charlotte Coliseum, Charlotte, NC**  
 Florida State 93, NC State 80 (Quarterfinals)  
 North Carolina 80, Florida State 76 (Semifinals)

### 1993

**Charlotte Coliseum, Charlotte, NC**  
 Clemson 87, Florida State 75 (Quarterfinals)

### 1994

**Charlotte Coliseum, Charlotte, NC**  
 North Carolina 83, Florida State 69 (Quarterfinals)

### 1995

**Greensboro Coliseum, Greensboro, NC**  
 Maryland 71, Florida State 64 (Quarterfinals)

### 1996

**Greensboro Coliseum, Greensboro, NC**  
 NC State 80, Florida State 65 (First Round)

### 1997

**Greensboro Coliseum, Greensboro, NC**  
 Wake Forest 66, Florida State 65 (Quarterfinals)

### 1998

**Greensboro Coliseum, Greensboro, NC**  
 NC State 65, Florida State 63 (First Round)

### 1999

**Charlotte Coliseum, Charlotte, NC**  
 Florida State 87, Clemson 85 (OT) (First Round)  
 Maryland 93, Florida State 69 (Quarterfinals)

## 2007-2008 FLORIDA STATE UNIVERSITY SEMINOLE BASKETBALL



# CONFERENCE TOURNAMENT HISTORY

## 2000

**Charlotte Coliseum, Charlotte, NC**  
Florida State 63, Georgia Tech 62 (First Round)  
Maryland 82, Florida State 61 (Quarterfinals)

## 2001

**Georgia Dome, Atlanta, GA**  
Clemson 66, Florida State 64 (First Round)

## 2002

**Charlotte Coliseum, Charlotte, NC**  
Florida State 91, Clemson 84 (OT) (First Round)  
Maryland 85, Florida State 59 (Quarterfinals)

## 2003

**Greensboro Coliseum, Greensboro, NC**  
Florida State 72, Clemson 61 (First Round)  
Wake Forest 69, Florida State 61 (Quarterfinals)

## 2004

**Greensboro Coliseum, Greensboro, NC**  
NC State 78, Florida State 71 (Quarterfinals)

## 2005

**MCI Center, Washington, D.C.**  
NC State 70, Florida State 54 (First Round)

## 2006

**Greensboro Coliseum, Greensboro, NC**  
Wake Forest 78, Florida State 66 (First Round)

## 2007

**St. Pete Times Forum, Tampa, FL**  
Florida State 67, Clemson 66 (First Round)  
North Carolina 73, Florida State 58 (Quarterfinals)

## METRO RESULTS

### 1977

**Mid-South Coliseum, Memphis, TN**  
Georgia Tech 72, Florida State 67 (First Round)

### 1978

**Riverfront Coliseum, Cincinnati, OH**  
Florida State 71, Georgia Tech 69 (Semifinals)  
Louisville 94, Florida State 93 (Championship)

### 1979

**Mid-South Coliseum, Memphis, TN**  
Florida State 101, Tulane 92 (First Round)  
Florida State 35, Memphis State 34 (Semifinals)  
Virginia Tech 68, Florida State 60 (Championship)

### 1980

**Freedom Hall, Louisville, KY**  
Florida State 85, Tulane 73 (First Round)  
Florida State 79, Cincinnati 69 (Semifinals)  
Louisville 81, Florida State 72 (Championship)

### 1981

**Freedom Hall, Louisville, KY**  
Florida State 84, St. Louis 77 (First Round)  
Cincinnati 58, Florida State 57 (Semifinals)

### 1982

**Mid-South Coliseum, Memphis, TN**  
Florida State 54, Tulane 49 (First Round)  
Louisville 97, Florida State 73 (Semifinals)

### 1983

**Riverfront Coliseum, Cincinnati, OH**  
Memphis State 84, Florida State 74 (Semifinals)

## 1984

**Mid-South Coliseum, Memphis, TN**  
Florida State 72, South Carolina 65 (First Round)  
Memphis State 65, Florida State 63 (Semifinals)

## 1985

**Freedom Hall, Louisville, KY**  
Florida State 97, Virginia Tech 93 (First Round)  
Florida State 75, Cincinnati 65 (Semifinals)  
Memphis State 90, Florida State 86 (OT) (Championship)

## 1986

**Freedom Hall, Louisville, KY**  
Florida State 77, Virginia Tech 76 (First Round)  
Memphis State 73, Florida State 71 (Semifinals)

## 1987

**Freedom Hall, Louisville, KY**  
South Carolina 86, Florida State 85 (First Round)

## 1988

**Mid-South Coliseum, Memphis, TN**  
Florida State 84, Cincinnati 74 (First Round)  
Memphis State 81, Florida State 74 (Semifinals)

## 1989

**Carolina Coliseum, Columbia, SC**  
Florida State 80, South Carolina 63 (Semifinals)  
Louisville 87, Florida State 80 (Championship)

## 1990

**Gulf Coast Coliseum, Biloxi, MS**  
Cincinnati 65, Florida State 64 (OT) (First Round)

## 1991

**Roanoke Civic Center, Roanoke, VA**  
Florida State 65, South Carolina 55 (First Round)  
Florida State 91, Virginia Tech 71 (Semifinals)  
Florida State 76, Louisville 69 (Championship)

# NCAA TOURNAMENT HISTORY

## NCAA RESULTS

Year	Regional	Opponent	W/L	Score	Seed
1967-68	Midwest First Round	East Tennessee State	L	69-79	—
1971-72	Midwest First Round	Eastern Kentucky	W	83-81	—
	Midwest Regional Series	Minnesota	W	70-56	—
	Midwest Regional Final	Kentucky	W	73-54	—
	Final Four	North Carolina	W	79-75	—
	National Championship Game	UCLA	L	76-81	—
1977-78	Midwest First Round	Kentucky	L	76-85	—
1979-80	Midwest First Round	No. 9 Toledo	W	94-91	No. 8
	Midwest Second Round	No. 1 Kentucky	L	78-97	—
1987-88	West First Round	No. 5 Iowa	L	98-102	No. 12
1988-89	Southeast First Round	No. 13 Middle Tenn. State	L	83-97	No. 4
1990-91	Midwest First Round	No. 10 Southern California	W	75-72	No. 7
	Midwest Second Round	No. 2 Indiana	L	60-82	—
1991-92	West First Round	No. 14 Montana	W	78-68	No. 3
	West Second Round	No. 6 Georgetown	W	78-68	—
	West Regional Series	No. 2 Indiana	L	74-85	—
1992-93	Southeast First Round	No. 14 Evansville	W	82-70	No. 3
	Southeast Second Round	No. 11 Tulane	W	94-63	—
	Southeast Regional Semis	No. 7 W. Kentucky	W	81-78	—
	Southeast Regional Final	No. 1 Kentucky	L	81-106	—
1997-98	Midwest First Round	No. 5 Texas Christian	W	96-87	No. 12
	Midwest Second Round	No. 13 Valparaiso	L	77-83 (OT)	—

*Randell Jackson, who helped lead Florida State to the 1998 NCAA Tournament, is ranked sixth in school history with 113 career blocked shots. He played in 92 career games and averaged 1.2 blocked shots per game for his entire career.*






# NCAA TOURNAMENT HISTORY

## 1967-68: Dave Cowens and Florida State make their first appearance in the tournament.

Led by sophomore Dave Cowens, Florida State made its first NCAA Tournament appearance during the 1967-68 season. The Seminoles finished the year with a 19-8 record after a 79-69 loss to East Tennessee State in the first round of the Midwest Regional. Cowens had an outstanding season averaging 18.8 points and 17.0 rebounds per game while hitting 53.8 percent (206-of-383) from the floor. Junior Jeff Hogan (15.8 ppg) and sophomore Jan Gies (12.7 ppg) also averaged in double figures for head coach Hugh Durham's second FSU team.



David Cowens helped Florida State to its first berth in the NCAA Tournament.

team in school history, winning a program-record 27 games against just six losses. The season culminated with an NCAA Midwest Regional Championship, a trip to the Final Four and a date with five-time defending national champion UCLA and legendary coach John Wooden in the national championship game. Along the way to the title game, Florida State knocked off perennial powers Minnesota, Kentucky and North Carolina. In the championship game, FSU fell just five points short of a national championship, going down 81-76 to the Bruins.


## 1977-78: Coach Hugh Durham takes his final Seminole team back to the tournament.

Florida State found its way back to the NCAA Tournament in head coach Hugh Durham's final season at FSU, 1977-78. The Seminoles rolled through the Metro Conference to win the league's regular season title with an 11-1 record before falling in the conference tournament title game to Louisville 94-93. FSU's season ended in the NCAA Midwest Regional when it lost to eventual national champion Kentucky 85-76. Harry Davis capped his Seminole career by leading Florida State in scoring (19.5 ppg) and rebounding (7.4 rpg).

## 1971-72: The upstart Seminoles shock the college basketball world.

Entering the 1971-72 season, Florida State head coach Hugh Durham had one primary goal for his players. Said Durham prior to the season, "I want to get our players to play to their potential. If they do that, the wins will take care of themselves."

By any standard, Durham succeeded. That season, Florida State fielded its most successful



Florida State played in the 1972 NCAA National Championship game against UCLA.


## 1979-80: Coach Joe Williams takes the Seminoles back to the tournament in only his second year.

The trio of guard Mickey Dillard, forward Murray Brown and center Elvis Rolle helped Florida State to its second postseason appearance in three seasons with its trip to the 1980 NCAA Tournament. The Seminoles posted a 22-9 record and finished as Metro Conference runners-up. FSU beat Toledo 94-91 in the first round of the NCAA Midwest Regional for its first postseason win in eight years before being eliminated by Kentucky. Dillard led Florida State with a 20.4 points per game scoring average while Brown (18.6) and Rolle (15.3) also averaged in double figures for head coach Joe Williams' club.


## 1987-88: Coach Pat Kennedy's Cinderella Seminoles return to the NCAA show after seven years.

Head coach Pat Kennedy's second team at Florida State returned to the NCAA Tournament after a seven-year absence. The Seminoles' Cinderella season began with low expectations as the Tribe had been picked to finish near the basement of the Metro Conference standings. But two personnel decisions turned the season into a satisfying one for Seminole fans. The first was to move a previously overweight, seldom-used forward to point guard and the other was to offer a scholarship to a junior college transfer whose left leg was shorter than his right. The twosome – George McCloud (point guard) and Tony Dawson (junior college transfer) – transformed FSU into an NCAA Tournament club that earned the 12th seed in the West Regional before falling to Iowa 102-98 in the first round. McCloud (18.2 ppg) and Dawson (17.9 ppg) both averaged more than 17 points per game for the 19-11 Seminoles.

Rodney Dobard helped Florida State win six NCAA Tournament games in three different seasons.



George McCloud helped Florida State reach the 1988 NCAA Tournament with an 18.2 points per game average for the season.






# NCAA TOURNAMENT HISTORY

## 1988-89: FSU returns for second year in a row.

Florida State used the 1988-89 season to serve as a national coming-out party. The Seminoles topped one outstanding season with another, making the NCAA Tournament in consecutive seasons for the first time in school history. FSU, which returned four starters from the previous year, opened the season by winning 16 of its first 17 games, the best start in school history, and rose to as high as No. 8 in the national polls. The Seminoles also won the Metro Conference regular season crown, earned the fourth seed in the NCAA Southeast Regional and finished with a 22-8 record. George McCloud (22.8 ppg) and Tony Dawson (21.0 ppg) again led FSU by both averaging at least 21.0 points per game.



Tony Dawson led Florida State to the NCAA Tournament in both 1988 and 1989.

Tournament's Midwest Regional and defeated USC in the first round 75-72, for FSU's first tournament win since 1980. Florida State's season would end with a 21-11 record after a second-round loss to Indiana.

## 1991-92: Another Seminole Cinderella squad makes the Sweet 16.

Not many college basketball experts predicted that Florida State's first game and season in the Atlantic Coast Conference would be so successful. The Seminoles' first game turned out to be one of the greatest wins in school history and the season was one of the finest in program annals. FSU's ACC opener at North Carolina would provide a glimpse of what was to follow that season. Playing without star forward Doug Edwards and with just one senior on the roster, the Seminoles went into the Dean Smith Center and stunned the fifth-ranked Tar Heels 86-74 before more than 19,000. Florida State rolled on to a 22-10 record, an 11-5 conference record and second-place finish, and an appearance in the NCAA Tournament's Sweet 16. Seeded third in the West Regional, FSU defeated Montana and Georgetown before giving Indiana everything it could handle in defeat.

## 1990-91: Charlie Ward makes the difference, as Seminoles advance to second round.

After a one-year absence, Florida State returned to the NCAA Tournament in 1990-91. Heading into the season, most experts thought that it would be head coach Pat Kennedy's most challenging since coming to Tallahassee. The Seminoles struggled early in the season and opened the year just 5-5. But in game 11 head coach Pat Kennedy inserted Charlie Ward in the starting lineup at point guard and FSU began to surge. Florida State won 12 of its final 17 games and rolled through the Metro Conference Tournament in three games to claim its first tournament title in its final season in the league.

The Seminoles were the seventh seed in the NCAA




Bob Sura, Florida State's all-time leading scorer, played in the 1992 and 1993 NCAA Tournaments.

## 1992-93: Another step up the ladder: The Elite Eight.

One year after advancing to the Sweet 16 of the NCAA Tournament, the 1992-93 Seminoles did their predecessor one better – a trip to the Elite Eight. The second-most successful season in Florida State basketball history ended just 40 minutes shy of the Final Four with a loss to Kentucky in the Southeast Regional Championship Game. Led by the quintet of Sam Cassell, Rodney Dobard, Doug Edwards, Bob Sura and Charlie Ward, the Seminoles went 25-10, including a 12-4 mark in the ACC. Florida State's 25 wins were the second most in school history.

## 1997-98: In his first year, Coach Steve Robinson takes the Seminoles back to the big show.

Steve Robinson's first season as the Seminoles' head coach was a successful one as he took his team back to the NCAA Tournament. Florida State opened the season by winning 12 of its first 14 games, including an 84-79 win over defending national champion Arizona in Tallahassee. After a late season stumble, FSU picked itself back up in the first round of the NCAA Tournament's Midwest Regional. The Seminoles, seeded 12th, played one of their best games of the year in beating No. 5 Texas Christian 96-87. Florida State's season would end in the second round with a heart-breaking 83-77 overtime loss to Valparaiso and an 18-14 record.



Terrell Baker played on Steve Robinson's first Florida State team which played in the 1998 NCAA Tournament.

# SERIES RECORDS

Opponent (Games Played)	Record	Opponent (Games Played)	Record	Opponent (Games Played)	Record	Opponent (Games Played)	Record
Air Force (1)	0-1	Florida A&M (5)	5-0	Mississippi State (8)	4-4	South Alabama (11)	9-2
Alabama (15)	7-8	Florida Atlantic (4)	4-0	Missouri (3)	2-1	South Carolina (30)	16-14
Alabama-Birmingham (2)	2-0	Florida Institute of Technology (1)	1-0	Missouri Western (1)	1-0	South Carolina-Aiken (1)	1-0
Alabama State (3)	3-0	Florida International (8)	7-1	Monmouth College (2)	2-0	South Carolina-Spartanburg (1)	1-0
Alaska-Anchorage (1)	1-0	Florida Presbyterian (1)	1-0	Montana (1)	1-0	South Carolina State (1)	1-0
Alcorn State (2)	2-0	Florida Southern (30)	23-7	Montana State (1)	1-0	South Dakota (1)	1-0
American (1)	0-1	Furman (10)	7-3	Morehead State (2)	1-1	South Dakota State (1)	1-0
Arizona (4)	3-1	George Washington (2)	2-0	Morgan State (3)	3-0	South Florida (31)	20-11
Arkansas (2)	1-1	Georgetown (3)	3-0	Morningside (1)	1-0	Southeast Missouri State (1)	1-0
Arkansas-Little Rock (1)	1-0	Georgetown College (1)	1-0	Mount Saint Mary's (1)	1-0	Southeastern Louisiana (1)	1-0
Arkansas State (2)	1-1	Georgia (31)	19-12	Murray State (3)	2-1	Southern California (4)	2-2
Army (3)	1-2	Georgia Southern (18)	14-4	Navy (1)	1-0	Southern Illinois (2)	1-1
Auburn (27)	6-21	Georgia State (4)	4-0	Nebraska (1)	1-0	Southern Methodist (1)	1-0
Austin Peay (1)	1-0	Georgia Tech (56)	29-27	Nevada-Las Vegas (1)	0-1	Southern Mississippi (24)	16-8
Baylor (2)	2-0	Hardin-Simmons (1)	1-0	New Hampshire (1)	1-0	Southern University (1)	1-0
Beloit (1)	0-1	Hawaii (3)	1-2	New Mexico (4)	3-1	Southwest Missouri State (1)	0-1
Bethune-Cookman (1)	1-0	High Point (1)	1-0	New Orleans (5)	3-2	Spring Hill (6)	3-3
Binghamton (1)	1-0	Hofstra (3)	3-0	New York University (1)	1-0	Stetson (47)	36-11
Birmingham Southern (4)	2-2	Houston (5)	2-3	Nicholls State (1)	1-0	Steubenville (1)	0-1
Boston College (3)	0-3	Howard (1)	1-0	Norfolk State (1)	1-0	Syracuse (4)	1-3
Boston University (2)	1-1	Idaho (1)	1-0	North Carolina (44)	8-36	Tampa (39)	31-8
Bowling Green (1)	1-0	Illinois State (4)	3-1	North Carolina State (40)	16-24	Temple (3)	1-2
Bradley (1)	0-1	Indiana (4)	0-4	Northwestern (4)	3-1	Tennessee (8)	3-5
Brigham Young (1)	0-1	Indiana State (1)	0-1	Oglethorpe (3)	2-1	Tennessee-Chattanooga (2)	2-0
Bucknell (1)	1-0	Iowa (2)	1-1	Ohio (2)	1-1	Tennessee-Martin (1)	1-0
Butler (3)	2-1	Iowa State (2)	1-1	Ohio State (4)	0-4	Tennessee State (1)	1-0
California (Pa.) (1)	1-0	Jacksonville (62)	43-19	Oklahoma (2)	0-2	Tennessee Tech (1)	1-0
California-Irvine (1)	1-0	Jacksonville State (Ala.) (2)	2-0	Oklahoma City (6)	4-2	Texas (2)	2-0
California-Santa Barbara (1)	1-0	James Madison (2)	2-0	Oklahoma State (1)	0-1	Texas A&M (3)	2-1
California State-Bakersfield (1)	1-0	Kansas (2)	0-2	Old Dominion (1)	0-1	Texas A&M-Corpus Christi (2)	1-1
Campbell (2)	2-0	Kansas State (2)	0-2	Oral Roberts (2)	2-0	Texas Christian (3)	1-2
Canisius (2)	1-1	Kent State (3)	1-2	Oregon (1)	1-0	Texas Pan American (2)	2-0
Centenary (5)	2-3	Kentucky (8)	2-6	Oregon State (3)	2-1	Texas Southern (2)	2-0
Central Connecticut State (1)	1-0	La Salle (2)	1-1	Palm Beach Atlantic (1)	1-0	Toledo (3)	3-0
Central Florida (8)	8-0	Lafayette (1)	1-0	Panama Nationals (1)	1-0	Troy State (9)	8-1
Central Methodist (MO) (2)	0-2	Lamar (1)	1-0	Paris Island Marines (2)	0-2	Tulane (35)	23-12
Charleston, College of (2)	2-0	Lambuth (2)	0-2	Penn State (4)	3-1	Tulsa (3)	3-0
Charleston Southern (4)	4-0	Lipscomb (2)	1-1	Pepperdine (3)	3-0	UCLA (2)	0-2
(formerly Baptist College)		Louisiana-Lafayette (4)	4-0	Pittsburgh (9)	1-8	UNC Asheville (3)	3-0
Chicago State (1)	1-0	Louisiana Monroe (1)	1-0	Princeton (2)	0-2	UNC Charlotte (4)	2-2
Cincinnati (36)	22-14	Louisiana State (5)	2-3	Providence (1)	1-0	UNC Greensboro (2)	2-0
The Citadel (9)	5-4	Louisville (39)	9-30	Purdue (2)	2-0	Union (TN) (1)	0-1
Clemson (49)	26-23	Loyola-Maryland (1)	1-0	Radford (1)	1-0	Utah State (1)	1-0
Cleveland State (3)	2-1	Loyola of New Orleans (21)	8-13	Rhode Island (3)	3-0	Valdosta State (15)	15-0
Coastal Carolina (1)	1-0	Maine (1)	1-0	Rhodes College (1)	0-1	Valparaiso (1)	0-1
Colorado State (1)	1-0	Manhattan (2)	2-0	Rice (7)	5-2	Vanderbilt (4)	1-3
Connecticut (6)	4-2	Marist (1)	1-0	Richmond (4)	1-3	Vermont (1)	1-0
Creighton (1)	0-1	Marquette (3)	1-2	Rider (1)	1-0	Villanova (1)	0-1
Culver-Stockton (1)	0-1	Marshall (4)	1-3	Robert Morris (1)	1-0	Virginia (31)	14-17
Davidson (1)	1-0	Maryland (34)	9-25	Rollins (22)	20-2	Virginia Military (3)	2-1
Dayton (6)	3-3	Maryland-Baltimore County (2)	2-0	Rutgers (1)	1-0	Virginia Tech (38)	22-16
Denver (1)	1-0	Maryland-Eastern Shore (1)	1-0	Saint Joseph's (Pa.) (1)	1-0	Wagner (1)	1-0
DePaul (5)	2-3	Massachusetts (5)	2-3	Saint Leo (3)	3-0	Wake Forest (35)	15-20
Detroit-Mercy (1)	1-0	McNeese State (1)	1-0	Saint Louis (12)	11-1	Washington (2)	1-1
Drury (1)	0-1	Memphis State (53)	22-31	Saint Peter's (1)	1-0	Washington State (1)	1-0
Duke (31)	6-25	Mercer (22)	14-8	Saint Thomas (6)	6-0	West Virginia (4)	1-3
Duquesne (4)	2-2	Miami (Fla.) (58)	31-27	Sam Houston State (1)	1-0	Western Carolina (3)	2-1
East Carolina (1)	1-0	Miami (Ohio) (1)	0-1	Samford (Howard) (10)	10-0	Western Kentucky (6)	6-0
East Tennessee State (4)	1-3	Michigan (2)	1-1	San Diego State (1)	0-1	Wichita State (1)	1-0
Eastern Kentucky (7)	6-1	Michigan State (1)	1-0	San Francisco (1)	0-1	Wisconsin (2)	0-2
Eckerd (1)	1-0	Middle Tennessee State (1)	0-1	Santa Clara (2)	1-1	Wisconsin-Green Bay (1)	1-0
Elon (1)	1-0	Millikin (1)	0-1	Savannah State (3)	3-0	Wisconsin-Milwaukee (3)	3-0
Erskine (2)	1-1	Millsaps (2)	2-0	Seton Hall (4)	3-1	Wofford (2)	0-2
Evansville (2)	1-1	Minnesota (6)	3-3	Sewanee (6)	3-3	Xavier (Ohio) (1)	0-1
Fairleigh Dickinson (3)	3-0	Mississippi (4)	3-1	Shawnee State (1)	1-0		
Florida (58)	20-38	Mississippi College (6)	5-1	Siena (1)	1-0		

## SERIES RECORDS – GAME-BY-GAME

Date	Site	W/L	Score	Date	Site	W/L	Score	Date	Site	W/L	Score	Date	Site	W/L	Score
	<b>Air Force (0-1)</b>			Dec. 28, 1966	A	L	79-80		<b>Alaska-Anchorage (1-0)</b>			Dec. 6, 1994	A	L	78-96
	H-0-0; A-0-0; N-0-1			Dec. 22, 1972	N	L	68-74		H-0-0; A-0-0; N-1-0			Dec. 23, 1997	H	W	84-79
Dec. 26, 1963	N	L	53-78	Dec. 20, 1975	N	L	72-76	Nov. 25, 1989	N	W	75-74		<b>Arkansas (1-1)</b>		
	<b>Alabama (7-8)</b>			Dec. 16, 1985	A	L	89-100		H-1-0; A-0-0; N-1-0			Jan. 18, 1989	N	W	112-105
	H-4-1; A-2-5; N-1-2			Dec. 6, 1986	H	W	72-71		H-1-0; A-0-0; N-1-0			Jan. 21, 1991	H	L	92-109
Dec. 14, 1959	A	W	86-74		<b>Alabama-Birmingham (2-0)</b>				H-0-1; A-0-0; N-0-0				<b>Arkansas-Little Rock (1-0)</b>		
Jan. 31, 1961	H	W	68-57	Dec. 30, 1978	A	W	85-66	Dec. 29, 1986	N	W	84-62		H-1-0; A-0-0; N-0-0		
Jan. 31, 1962	A	L	57-72	Feb. 20, 1980	H	W	89-87	Nov. 21, 2005	H	W	85-67		H-1-0; A-0-0; N-0-0		
Dec. 10, 1962	H	W	72-53		<b>Alabama State (3-0)</b>				H-0-1; A-0-0; N-0-0			Dec. 22, 1992	H	W	95-64
Dec. 28, 1962	N	W	49-48	Feb. 24, 1988	H	W	108-90		H-0-1; A-0-0; N-0-0				<b>Arkansas State (1-1)</b>		
Jan. 28, 1963	N	W	63-61	Feb. 13, 1991	H	W	113-88	Dec. 22, 2001	H	L	72-77		H-1-0; A-0-0; N-0-0		
Dec. 9, 1963	A	L	53-62	Feb. 19, 1997	H	W	94-49		H-2-0; A-1-1; N-0-0			Feb. 4, 1953	A	L	77-88
Jan. 29, 1964	H	W	95-77		<b>American (0-1)</b>			Jan. 5, 1970	A	W	87-78	Feb. 20, 1954	H	W	78-68
Dec. 7, 1964	A	L	73-76		H-0-1; A-0-0; N-0-0			Dec. 31, 1970	H	W	95-85				
Jan. 30, 1965	H	L	66-75		<b>Arizona (3-1)</b>										
					H-2-0; A-1-1; N-0-0										



# SERIES RECORDS – GAME-BY-GAME

Date	Site	W/L	Score	Date	Site	W/L	Score	Date	Site	W/L	Score	Date	Site	W/L	Score
<b>Army (1-2)</b>															
H-0-1; A-0-0; N-1-1															
Feb. 7, 1957	H	L	62-71												
Dec. 29, 1969	N	W	86-51												
Dec. 29, 1976	N	L	71-72												
<b>Auburn (6-21)</b>															
H-4-8; A-2-8; N-0-5															
Dec. 17, 1958	A	L	74-95												
Dec. 29, 1958	H	L	62-69												
Dec. 12, 1959	A	L	58-62												
Dec. 28, 1959	H	L	63-76												
Dec. 10, 1960	A	L	57-74												
Jan. 17, 1961	N	L	67-74												
Dec. 9, 1961	A	W	56-52												
Dec. 30, 1961	H	L	57-62												
Dec. 8, 1962	A	L	47-65												
Dec. 21, 1962	H	L	70-77												
Dec. 7, 1963	H	W	69-67												
Jan. 28, 1964	A	L	59-63												
Dec. 5, 1964	A	L	68-92												
Jan. 25, 1965	H	W	58-55												
Dec. 21, 1965	N	L	58-59												
Dec. 27, 1965	N	L	64-80												
Dec. 27, 1966	N	L	59-67												
Dec. 4, 1978	A	W	71-70												
Feb. 4, 1980	H	W	73-69												
Dec. 17, 1980	N	L	74-78												
Dec. 19, 1981	H	L	76-77												
Dec. 1, 1982	A	L	68-78												
Dec. 5, 1983	H	L	69-76												
Dec. 3, 1989	H	W	82-78												
Dec. 15, 1990	H	L	96-99												
Dec. 6, 1998	H	L	68-80												
Dec. 5, 1999	A	L	54-55												
<b>Austin Peay (1-0)</b>															
H-1-0; A-0-0; N-0-0															
Dec. 4, 1976	H	W	97-87												
<b>Baylor (2-0)</b>															
H-0-0; A-0-0; N-2-0															
Dec. 19, 1964	N	W	84-62												
Dec. 16, 1972	N	W	85-67												
<b>Beloit (0-1)</b>															
H-0-0; A-0-0; N-0-1															
March 9, 1955	N	L	88-110												
<b>Bethune-Cookman (1-0)</b>															
H-1-0; A-0-0; N-0-0															
Dec. 5, 1993	H	W	80-70												
<b>Binghamton (1-0)</b>															
H-1-0; A-0-0; N-0-0															
Dec. 21, 2000	H	W	79-57												
<b>Birmingham Southern (2-2)</b>															
H-2-1; A-0-1; N-0-0															
Feb. 23, 1949	H	L	44-50												
Jan. 21, 1950	A	L	45-55												
Dec. 4, 2001	H	W	78-62												
Dec. 15, 2004	H	W	56-47												
<b>Boston College (0-3)</b>															
H-0-1; A-0-2; N-0-0															
Jan. 14, 2006	A	L	87-90												
Jan. 23, 2007	A	L	82-85												
Feb. 11, 2007	H	L	67-68												
<b>Boston University (1-3)</b>															
H-0-0; A-0-0; N-1-1															
Dec. 20, 1955	N	W	86-52												
Dec. 28, 2002	N	L	69-84												
<b>Bowling Green (1-1)</b>															
H-0-0; A-0-0; N-1-0															
Dec. 17, 2005	N	W	71-60												
<b>Bradley (0-1)</b>															
H-0-0; A-0-1; N-0-0															
Dec. 8, 1956	A	L	66-90												
<b>Brigham Young (0-1)</b>															
H-0-0; A-0-0; N-0-1															
Jan. 28, 1972	N	L	77-80												
<b>Bucknell (1-0)</b>															
H-1-0; A-0-0; N-0-0															
Nov. 28, 1987	H	W	87-58												
<b>Butler (2-1)</b>															
H-2-0; A-0-1; N-0-0															
Dec. 30, 1996	H	W	87-68												
Dec. 23, 1998	A	L	65-77												
March 17, 2006	H	W	67-63												
<b>California (Pa.) (1-0)</b>															
H-1-0; A-0-0; N-0-0															
Jan. 9, 1986	H	W	113-75												
<b>California-Irvine (1-0)</b>															
H-1-0; A-0-0; N-0-0															
Jan. 30, 1971	H	W	82-69												
<b>California-Santa Barbara (1-0)</b>															
H-1-0; A-0-0; N-0-0															
Jan. 18, 1965	H	W	62-61												
<b>California State-Bakersfield (1-0)</b>															
H-1-0; A-0-0; N-0-0															
Dec. 18, 1974	H	W	96-66												
<b>Campbell (2-0)</b>															
H-2-0; A-0-0; N-0-0															
Dec. 29, 2001	H	W	93-47												
Dec. 22, 2005	H	W	108-73												
<b>Canisius (1-1)</b>															
H-1-0; A-0-1; N-0-0															
Feb. 6, 1974	H	W	91-74												
Jan. 25, 1975	A	L	75-81												
<b>Centenary (2-3)</b>															
H-2-0; A-0-3; N-0-0															
March 1, 1957	A	L	74-92												
Feb. 2, 1959	A	L	63-87												
Jan. 7, 1960	H	W	81-71												
Feb. 11, 1963	H	W	82-68												
Feb. 8, 1964	A	L	72-79												
<b>Central Connecticut State (1-0)</b>															
(Formerly known as Connecticut St. Teachers)															
H-1-0; A-0-0; N-0-0															
Dec. 14, 1950	H	W	76-68												
<b>Central Florida (8-0)</b>															
H-6-0; A-0-0; N-2-0															
Nov. 28, 1980	H	W	57-41												
Nov. 26, 1983	H	W	95-56												
Jan. 6, 1986	H	W	76-58												
Jan. 26, 1987	H	W	76-57												
Dec. 29, 1987	N	W	101-67												
Jan. 28, 1988	H	W	93-69												
Nov. 25, 1989	H	W	133-79												
Dec. 28, 1989	N	W	97-64												
<b>Central Methodist (Mo.) (0-2)</b>															
H-0-1; A-0-1; N-0-0															
Dec. 19, 1949	A	L	50-62												
Dec. 15, 1952	H	L	59-62												
<b>Charleston (2-0)</b>															
H-1-0; A-1-0; N-0-0															
Dec. 15, 1949	H	W	72-37												
Dec. 9, 1950	A	W	74-54												
<b>Charleston Southern (4-0)</b>															
(Formerly known as Baptist College)															
H-4-0; A-0-0; N-0-0															
Jan. 14, 1976	H	W	107-54												
Feb. 5, 1977	H	W	139-72												
Jan. 10, 1981	H	W	87-60												
Jan. 18, 1984	H	W	92-75												
<b>Chicago State (1-0)</b>															
H-0-0; A-0-0; N-1-0															
Dec. 20, 2003	N	W	47-42												
<b>Cincinnati (22-14)</b>															
H-12-3; A-7-9; N-3-2															
March 4, 1972	A	L	64-88												
Jan. 13, 1973	H	W	78-74												
Feb. 10, 1973	A	L	62-89												
Dec. 27, 1977	A	L	75-77												
Jan. 17, 1978	H	W	76-66												
Jan. 27, 1979	A	W	80-77												
Feb. 17, 1979	H	W	76-71												
Feb. 2, 1980	A	W	54-52												
Feb. 9, 1980	H	W	77-74												
Feb. 29, 1980	N	W	79-69												
Jan. 5, 1981	A	W	79-77												
Feb. 14, 1981	H	L	79-80												
March 6, 1981	N	L	57-58												
Feb. 20, 1982	A	L	83-84												
Feb. 27, 1982	H	L	71-73												
Jan. 22, 1983	H	W	86-78												
Feb. 6, 1983	A	L	48-63												
Jan. 14, 1984	H	W	71-57												
Feb. 29, 1984	A	W	85-64												
Jan. 2, 1985	A	W	63-62												
Feb. 27, 1985	H	W	86-60												
March 8, 1985	N	W	76-65												
Jan. 11, 1986	H	W	76-73												
Feb. 15, 1986	A	L	72-78												
Jan. 17, 1987	A	L	67-69												
Feb. 2, 1987	H	W	77-75												
Jan. 23, 1988	A	W	74-71												
Feb. 6, 1988	H	W	101-68												
March 11, 1988	N	W	84-74												
Jan. 21, 1989	H	W	95-80												
Feb. 4, 1989	A	W	66-65												
Jan. 11, 1990	H	L	69-72												
Feb. 8, 1990	A	L	62-82												
March 8, 1990	N	L	64-65												
Jan. 10, 1991	H	W	72-67												
Feb. 7, 1991	A	L	67-76												
<b>The Citadel (5-4)</b>															
H-3-1; A-2-2; N-0-1															
Jan. 1, 1958	N	L	57-59												
Jan. 5, 1960	H	L	74-76												
Feb. 15, 1960	A	L	60-100												
Feb. 6, 1961	H	W	83-77												
Feb. 18, 1961	A	L	66-79												

# SERIES RECORDS – GAME-BY-GAME

Date	Site	W/L	Score
<i>(continued from page 173)</i>			
<b>Erskine (1-1)</b>			
H-1-0; A-0-1; N-0-0			
Feb. 5, 1948	A	L	45-47
Feb. 28, 1948	H	W	49-48
<b>Evansville (1-1)</b>			
H-0-0; A-0-1; N-1-0			
Dec. 30, 1967	A	L	67-76
March 18, 1993	N	W	82-70
<b>Fairleigh Dickinson (3-0)</b>			
H-3-0; A-0-0; N-0-0			
Feb. 26, 1974	H	W	86-58
Jan. 11, 1978	H	W	85-43
Dec. 6, 2003	H	W	83-46
<b>Florida (20-38)</b>			
H-8-14; A-5-18; N-7-6			
Dec. 29, 1951	N	L	51-61
Dec. 27, 1954	N	L	79-82
Dec. 10, 1956	N	L	65-67
Dec. 11, 1957	A	L	70-71
Dec. 13, 1958	H	W	82-60
Dec. 5, 1959	A	L	71-81
Dec. 14, 1960	H	L	67-74
Feb. 22, 1961	A	L	74-75
Dec. 7, 1961	A	W	85-71
Feb. 21, 1962	A	W	79-56
Dec. 6, 1962	H	L	59-80
Jan. 23, 1963	A	L	50-52
Dec. 3, 1963	H	L	55-78
Jan. 23, 1964	A	L	50-52
Dec. 9, 1964	H	W	51-50
Feb. 23, 1965	A	L	65-77
Dec. 8, 1965	A	L	62-75
Jan. 18, 1966	H	L	65-74
Dec. 7, 1966	A	L	30-50
Feb. 22, 1967	H	L	75-90
Dec. 7, 1967	H	L	87-95
Feb. 21, 1968	A	L	64-89
Dec. 30, 1969	N	W	88-63
Dec. 9, 1978	N	W	68-61
Dec. 8, 1979	N	W	87-70
Dec. 13, 1980	N	L	74-81
Jan. 26, 1981	A	W	82-71
Dec. 12, 1981	N	L	65-81
Jan. 11, 1982	H	W	82-67
Dec. 19, 1982	H	L	63-84
Dec. 2, 1983	A	W	67-60
Dec. 23, 1983	H	W	87-64
Nov. 30, 1984	H	L	65-68
Feb. 4, 1985	A	L	79-86
Nov. 29, 1985	A	L	66-85
Nov. 28, 1986	H	W	80-76
Dec. 12, 1987	A	L	48-71
Dec. 3, 1988	H	W	104-86
Dec. 1, 1989	A	L	69-82
Nov. 30, 1990	H	L	68-85
Jan. 27, 1992	A	W	68-67
Jan. 2, 1993	H	L	86-89
Dec. 18, 1993	N	W	69-59
Feb. 21, 1994	A	L	61-72
Dec. 17, 1994	N	L	(2 OT) 65-71
Feb. 20, 1995	H	L	62-75
Dec. 16, 1995	N	W	74-52
Dec. 21, 1996	N	W	79-65
Dec. 14, 1997	N	W	83-81
Nov. 20, 1998	H	L	66-82
Nov. 19, 1999	A	L	61-96
Nov. 17, 2000	H	L	70-85
Nov. 16, 2001	A	L	47-68
Dec. 6, 2002	H	L	57-58
Jan. 3, 2004	A	L	73-87
Jan. 2, 2005	H	W	82-69
Nov. 25, 2005	A	L	66-74
Dec. 3, 2006	H	W	70-66
<b>Florida A&amp;M (5-0)</b>			
H-5-0; A-0-0; N-0-0			
Nov. 30, 1979	H	W	101-63
Feb. 21, 1981	H	W	92-79
Nov. 29, 1981	H	W	81-67
Dec. 6, 1982	H	W	81-79
Dec. 7, 1991	H	W	(forfeit) 2-0
<b>Florida Atlantic (4-0)</b>			
H-4-0; A-0-0; N-0-0			
Dec. 1, 1993	H	W	110-59
Dec. 3, 1994	H	W	101-63
Dec. 2, 1996	H	W	93-56
Dec. 2, 1997	H	W	90-52
<b>Florida Institute of Technology (1-0)</b>			
H-1-0; A-0-0; N-0-0			
Dec. 14, 1985	H	W	122-83

Date	Site	W/L	Score
<b>Florida International (7-1)</b>			
H-6-1; A-1-0; N-0-0			
Dec. 10, 1983	H	W	94-75
Dec. 3, 1984	H	W	97-43
Dec. 2, 1987	H	W	121-75
Nov. 27, 1988	H	W	100-75
Dec. 29, 1990	A	W	92-73
Nov. 25, 1994	H	W	88-41
Nov. 28, 1995	H	W	92-44
Dec. 12, 2004	H	L	60-65
<b>Florida Presbyterian (1-0)</b>			
H-0-0; A-1-0; N-0-0			
Dec. 2, 1967	A	W	90-66
<b>Florida Southern (23-7)</b>			
H-13-1; A-9-6; N-0-1			
Feb. 13, 1948	A	L	41-47
Feb. 21, 1948	H	W	55-48
Dec. 10, 1948	H	W	46-38
Dec. 11, 1948	H	W	63-45
Jan. 13, 1950	A	L	65-71
Jan. 14, 1950	A	L	48-59
Feb. 28, 1950	A	L	56-68
Dec. 16, 1950	A	W	86-55
Jan. 13, 1951	H	W	44-41
Jan. 16, 1952	A	L	51-54
Jan. 23, 1952	H	W	72-53
Jan. 13, 1953	A	W	71-69
Feb. 13, 1953	A	W	79-77
Jan. 13, 1954	A	W	98-80
Jan. 21, 1954	H	W	99-71
Jan. 7, 1955	A	W	73-69
Feb. 7, 1955	H	W	84-63
Feb. 13, 1956	H	W	92-74
Feb. 18, 1956	A	W	85-81
Feb. 5, 1957	A	L	63-78
Feb. 11, 1957	H	L	67-73
Feb. 24, 1966	H	W	99-54
Feb. 18, 1967	A	W	84-76
Feb. 10, 1968	H	W	104-82
Feb. 27, 1969	A	W	84-79
Feb. 10, 1970	H	W	98-74
Feb. 25, 1971	A	W	74-66
Jan. 29, 1972	H	W	84-63
Dec. 18, 1978	H	W	106-75
Feb. 11, 1980	A	W	85-77
<b>Furman (7-3)</b>			
H-4-1; A-2-2; 1-0			
Jan. 3, 1957	N	W	108-96
Dec. 14, 1957	A	L	89-95
Dec. 6, 1958	H	W	73-72
Feb. 13, 1960	A	W	105-98
Feb. 20, 1961	H	W	99-57
Jan. 6, 1962	A	L	64-67
Feb. 6, 1964	H	W	57-48
Dec. 30, 1983	H	W	93-91
Dec. 29, 1984	A	W	97-75
Dec. 4, 2000	H	L	(OT) 74-79
<b>George Washington (2-0)</b>			
H-0-0; A-2-0; N-0-0			
Dec. 29, 1967	A	W	94-69
Jan. 25, 1979	A	W	71-68
<b>Georgetown (3-0)</b>			
H-2-0; A-0-0; N-1-0			
Dec. 20, 1969	H	W	98-65
Jan. 8, 1973	H	W	101-70
March 21, 1992	N	W	78-68
<b>Georgetown College (1-0)</b>			
H-1-0; A-0-0; N-0-0			
Nov. 24, 2003	H	W	81-67
<b>Georgia (19-12)</b>			
H-9-3; A-6-5; N-4-4			
Jan. 17, 1948	A	L	46-65
Feb. 12, 1948	H	L	42-44
Dec. 27, 1951	N	L	50-79
Dec. 28, 1954	N	W	97-87
Jan. 15, 1955	H	W	90-81
Feb. 14, 1955	A	W	88-79
Jan. 13, 1956	A	W	79-76
March 5, 1956	H	W	80-75
Jan. 1, 1957	H	L	68-72
Jan. 21, 1957	A	W	86-63
Jan. 2, 1958	N	W	92-80
March 3, 1958	H	W	85-77
Dec. 20, 1958	N	L	72-83
Jan. 18, 1959	A	L	91-94
Dec. 30, 1959	N	L	66-69
Feb. 29, 1960	H	W	95-82
Dec. 28, 1960	N	L	56-62
Feb. 16, 1961	A	W	77-68
Feb. 15, 1962	A	W	71-62

Date	Site	W/L	Score
March 2, 1962	H	W	101-69
Dec. 27, 1962	N	W	77-69
Jan. 14, 1963	H	W	88-54
Jan. 17, 1963	A	L	76-90
Jan. 18, 1964	H	W	64-63
March 3, 1964	A	L	70-85
Jan. 7, 1965	A	W	64-55
March 6, 1965	H	W	85-83
Jan. 3, 1966	A	L	57-63
March 5, 1966	H	W	87-69
Dec. 20, 1980	N	W	64-62
Dec. 1, 1981	H	L	67-70
<b>Georgia Southern (14-4)</b>			
H-6-2; A-3-2; N-5-0			
Jan. 15, 1948	H	L	56-60
Feb. 20, 1948	A	L	47-65
March 3, 1951	N	W	69-67
Jan. 19, 1952	H	L	75-93
Dec. 6, 1952	A	W	68-63
Dec. 11, 1953	H	W	68-58
Feb. 17, 1954	A	W	89-85
Dec. 6, 1954	H	W	75-67
March 1, 1955	H	W	91-83
Jan. 14, 1956	A	L	81-90
Dec. 29, 1962	N	W	79-60
Feb. 11, 1971	A	W	113-81
Dec. 1, 1972	H	W	109-97
Jan. 14, 1974	N	W	92-89
Feb. 9, 1975	N	W	101-77
Feb. 22, 1975	H	W	104-71
Jan. 5, 1979	N	W	96-83
Dec. 20, 1998	H	W	80-43
<b>Georgia State (4-0)</b>			
H-2-0; A-2-0; N-0-0			
Feb. 13, 1975	H	W	81-72
Jan. 31, 1976	A	W	66-58
Feb. 21, 1976	H	W	92-70
Dec. 7, 2006	A	W	87-55
<b>Georgia Tech (29-27)</b>			
H-16-10; A-11-16; N-2-1			
Jan. 19, 1963	A	L	55-70
Feb. 15, 1964	A	L	73-77
Jan. 20, 1965	H	W	72-65
Feb. 15, 1965	A	L	76-77
Jan. 31, 1966	H	W	71-66
Feb. 14, 1966	A	L	88-95
Jan. 28, 1967	H	L	68-75
Feb. 25, 1967	A	L	84-102
Jan. 20, 1968	A	W	73-57
Feb. 24, 1968	H	W	72-67
Feb. 18, 1969	H	L	76-84
Feb. 22, 1969	A	W	98-80
Jan. 24, 1970	A	W	89-83
Feb. 21, 1970	H	W	97-80
Jan. 23, 1971	H	L	67-85
Feb. 8, 1971	A	W	81-76
Jan. 22, 1972	A	W	71-69
Feb. 19, 1972	H	W	108-50
March 3, 1977	N	L	67-72
Feb. 21, 1978	H	W	78-72
Feb. 25, 1978	A	W	85-82
March 2, 1978	N	W	71-69
Jan. 23, 1979	H	W	79-73
Feb. 10, 1979	A	L	73-75
Jan. 23, 1992	A	W	83-79
Feb. 15, 1992	H	W	80-67
Jan. 31, 1993	H	W	96-77
March 4, 1993	A	W	83-82
Jan. 29, 1994	A	W	74-73
March 2, 1994	H	W	71-68
Jan. 29, 1995	H	L	67-80
March 2, 1995	A	L	67-69
Jan. 27, 1996	A	L	58-79
Feb. 28, 1996	H	L	68-83
Jan. 15, 1997	A	L	58-71
Feb. 9, 1997	H	W	64-62
Jan. 18, 1998	A	W	70-67
Feb. 18, 1998	H	L	59-72
Jan. 9, 1999	A	W	75-56
Feb. 11, 1999	H	L	(2 OT) 108-111
Jan. 19, 2000	A	L	62-65
Feb. 21, 2000	H	W	64-54
March 9, 2000	N	W	63-62
Jan. 27, 2001	A	L	68-77
Feb. 28, 2001	H	W	69-59
Jan. 30, 2002	A	L	46-77
March 2, 2002	H	L	78-86
Jan. 14, 2003	A	L	74-81
Feb. 15, 200			

# SERIES RECORDS – GAME-BY-GAME

Date	Site	W/L	Score
Feb. 3, 1979	H	W	84-81
Dec. 2, 1979	H	L	76-77
Feb. 16, 1980	A	W	64-55
Dec. 6, 1980	A	W	59-57
Jan. 20, 1981	H	W	59-50
Dec. 4, 1981	N	W	94-93
Dec. 9, 1981	A	L	80-83
Jan. 27, 1982	H	L	79-80
Dec. 11, 1982	N	W	81-66
Jan. 4, 1983	H	W	61-60
Feb. 12, 1983	A	W	83-74
Dec. 8, 1983	A	W	76-63
Feb. 13, 1984	H	L	47-56
Dec. 5, 1984	H	W	61-60
Feb. 13, 1985	A	W	88-72
Jan. 4, 1986	A	L	62-69
Jan. 3, 1987	H	L	78-90
Jan. 6, 1988	A	W	87-63
Jan. 11, 1989	H	W	85-70
Jan. 8, 1990	H	W	104-99
Feb. 16, 1991	A	W	99-79
Nov. 26, 1991	H	W	100-91
Feb. 2, 1993	A	W	92-77
Dec. 2, 1995	H	W	87-80
Dec. 14, 1996	A	W	108-84
Dec. 6, 1997	H	W	77-44
Dec. 17, 1998	A	W	72-53
Nov. 27, 1999	H	W	83-59
Dec. 17, 2000	H	W	75-61
Dec. 21, 2004	H	W	101-57
Nov. 19, 2005	A	W	78-48
<b>Jacksonville State (Ala.) (2-0)</b>			
H-2-0; A-0-0; N-0-0			
Dec. 16, 1953	H	W	72-61
Dec. 4, 1954	H	W	103-76
<b>James Madison (2-0)</b>			
(Formerly known as Madison College)			
H-1-0; A-1-0; N-0-0			
Feb. 14, 1976	A	W	85-65
Jan. 12, 1977	H	W	69-66
<b>Kansas (0-2)</b>			
H-0-0; A-0-1; N-0-1			
Dec. 9, 1966	A	L	48-62
Nov. 28, 1997	N	L	58-73
<b>Kansas State (0-2)</b>			
H-0-0; A-0-1; N-0-1			
Dec. 10, 1966	A	L	58-81
Nov. 24, 1989	N	L	70-71
<b>Kent State (1-2)</b>			
H-0-1; A-1-0; N-0-1			
Jan. 13, 1969	H	L	67-76
Feb. 5, 1970	A	W	80-79
Nov. 27, 2004	N	L	59-69
<b>Kentucky (2-6)</b>			
H-0-0; A-1-5; N-1-1			
Dec. 1, 1958	A	L	68-91
Dec. 3, 1960	A	W	63-58
Dec. 12, 1962	A	L	54-83
March 18, 1972	N	W	73-54
Feb. 7, 1977	A	L	57-97
March 11, 1978	A	L	76-85
March 9, 1980	A	L	78-97
March 27, 1993	N	L	81-106
<b>La Salle (1-1)</b>			
H-1-0; A-0-1; N-0-0			
Feb. 23, 1989	A	L	100-101
Dec. 9, 1990	H	W	83-74
<b>Lafayette (1-0)</b>			
H-1-0; A-0-0; N-0-0			
Jan. 2, 1994	H	W	105-87
<b>Lamar Tech (1-0)</b>			
H-1-0; A-0-0; N-0-0			
Dec. 1, 1965	H	W	73-68
<b>Lambuth (0-2)</b>			
H-0-0; A-0-1; N-0-1			
Dec. 28, 1948	A	L	50-56
Feb. 28, 1949	N	L	49-63
<b>Lipscomb (1-1)</b>			
H-1-0; A-0-1; N-0-0			
Feb. 10, 1950	H	W	57-53
Jan. 5, 1951	A	L	73-88
<b>Louisiana Lafayette (4-0)</b>			
(Formerly known as Southwestern Louisiana)			
H-2-0; A-2-0; N-0-0			
Jan. 24, 1976	H	W	110-70
March 4, 1976	A	W	68-65
Nov. 22, 1997	H	W	96-70
Dec. 29, 1997	A	W	80-71

Date	Site	W/L	Score
<b>Louisiana Monroe (1-0)</b>			
H-1-0; A-0-0; N-0-0			
Dec. 2, 2005	H	W	85-62
<b>Louisiana State (2-3)</b>			
H-1-0; A-0-2; N-1-1			
Dec. 18, 1957	A	L	65-67
Dec. 27, 1958	H	W	82-67
Dec. 1, 1959	A	L	78-89
Dec. 16, 1967	N	W	130-100
Dec. 30, 2004	N	L	50-67
<b>Louisville (9-30)</b>			
H-6-10; A-2-17; N-1-3			
Dec. 16, 1968	A	L	78-79
Dec. 22, 1969	H	W	79-69
Dec. 15, 1973	A	L	78-90
Dec. 14, 1974	H	L	75-84
Dec. 27, 1974	A	L	61-79
Jan. 3, 1977	A	L	75-78
Jan. 22, 1978	A	W	70-60
Feb. 17, 1978	H	W	81-70
March 4, 1978	N	L	93-94
Jan. 20, 1979	H	L	65-67
Feb. 1, 1979	A	L	71-84
Jan. 27, 1980	A	L	73-79
Feb. 24, 1980	H	L	75-83
March 1, 1980	A	L	72-81
Jan. 17, 1981	A	L	78-98
Feb. 7, 1981	H	L	73-82
Jan. 4, 1982	A	L	57-79
Jan. 30, 1982	H	W	71-65
March 6, 1982	N	L	73-97
Jan. 8, 1983	H	L	69-96
Feb. 7, 1983	A	L	63-89
Jan. 25, 1984	A	L	71-95
Feb. 6, 1984	H	W	75-60
Jan. 12, 1985	H	L	62-63
Feb. 20, 1985	A	L	72-83
Jan. 15, 1986	H	L	64-85
Feb. 19, 1986	A	L	67-89
Jan. 7, 1987	H	L	64-73
Feb. 18, 1987	A	L	71-87
Jan. 9, 1988	H	W	83-76
Feb. 17, 1988	A	L	62-82
Feb. 6, 1989	A	W	81-78
Feb. 16, 1989	H	L	(OT) 77-78
March 12, 1989	N	L	80-87
Jan. 14, 1990	H	L	66-73
Feb. 6, 1990	A	L	50-69
Jan. 12, 1991	H	W	77-66
Feb. 9, 1991	A	L	72-88
March 9, 1991	N	W	76-69
<b>Loyola-Maryland (1-0)</b>			
H-1-0; A-0-0; N-0-0			
Nov. 17, 1997	H	W	89-72
<b>Loyola of New Orleans (8-13)</b>			
H-7-4; A-1-9; N-0-0			
Feb. 9, 1951	H	L	65-75
Jan. 5, 1952	A	L	52-74
Jan. 6, 1953	H	L	66-72
Feb. 21, 1953	A	L	77-85
Jan. 7, 1954	H	L	76-80
Feb. 13, 1954	A	L	72-88
Feb. 19, 1955	A	L	95-101
Feb. 22, 1955	H	W	87-84
Jan. 16, 1956	H	W	85-75
March 3, 1956	A	L	72-75
Feb. 20, 1957	H	W	79-72
March 2, 1957	A	L	56-82
Dec. 17, 1957	A	L	56-82
Jan. 6, 1958	H	L	67-79
Feb. 7, 1959	H	W	61-60
Dec. 2, 1959	A	L	64-71
Feb. 22, 1960	H	W	69-50
Jan. 9, 1961	H	W	73-55
Feb. 28, 1961	A	W	72-68
Jan. 10, 1966	H	W	73-53
Feb. 7, 1966	A	L	62-63
<b>Maine (1-0)</b>			
H-1-0; A-0-0; N-0-0			
Nov. 21, 2003	H	W	69-49
<b>Manhattan (2-0)</b>			
H-1-0; A-0-0; N-1-0			
Dec. 27, 1963	N	W	85-81
Jan. 11, 1971	H	W	98-68
<b>Marist (1-0)</b>			
H-1-0; A-0-0; N-0-0			
Dec. 28, 1996	H	W	76-48
<b>Marquette (1-2)</b>			
H-0-0; A-0-2; N-1-0			
Dec. 15, 1967	A	L	58-78

Date	Site	W/L	Score
Jan. 19, 1980	A	L	64-74
March 1, 1981	N	W	81-78
<b>Marshall (1-3)</b>			
H-1-2; A-0-1; N-0-0			
Feb. 1, 1958	A	L	68-109
Jan. 25, 1967	H	L	71-77
Feb. 26, 1973	H	L	59-71
Dec. 7, 1974	H	W	90-63
<b>Maryland (9-25)</b>			
H-6-9; A-3-12; N-0-4			
Jan. 18, 1992	A	W	91-83
Feb. 5, 1992	H	L	85-93
Jan. 13, 1993	H	W	105-85
Feb. 13, 1993	A	W	87-84
Jan. 11, 1994	A	L	74-80
Feb. 12, 1994	H	L	66-69
Jan. 10, 1995	H	L	57-70
Feb. 11, 1995	A	L	65-80
March 10, 1995	N	L	64-71
Feb. 10, 1996	H	W	100-78
March 4, 1996	A	L	78-88
Jan. 29, 1997	H	W	74-70
Feb. 13, 1997	A	L	57-73
Jan. 7, 1998	A	L	74-81
Feb. 7, 1998	H	L	62-68
Jan. 27, 1999	A	L	87-107
Feb. 27, 1999	H	L	75-84
March 5, 1999	N	L	69-93
Jan. 29, 2000	H	L	63-82
March 1, 2000	A	L	70-85
March 10, 2000	N	L	61-82
Jan. 14, 2001	H	L	55-76
Feb. 14, 2001	A	W	74-71
Jan. 26, 2002	A	L	63-84
Feb. 27, 2002	H	L	63-96
March 8, 2002	N	L	59-85
Jan. 11, 2003	A	L	62-89
Feb. 12, 2003	H	L	72-74
Dec. 28, 2003	H	W	79-75
Feb. 8, 2004	A	L	62-73
Dec. 19, 2004	A	L	(OT) 88-90
Feb. 22, 2006	H	W	71-60
Jan. 30, 2007	H	W	96-79
Feb. 21, 2007	A	L	55-73
<b>Maryland-Baltimore County (2-0)</b>			
H-2-0; A-0-0; N-0-0			
Dec. 28, 1992	H	W	109-80
Dec. 28, 1995	H	W	80-56
<b>Maryland-Eastern Shore (1-0)</b>			
H-1-0; A-0-0; N-0-0			
Dec. 30, 1995	H	W	79-66
<b>Massachusetts (2-3)</b>			
H-2-0; A-0-2; N-0-1			
Dec. 2, 1992	H	W	67-64
Feb. 3, 1994	A	L	58-62
Dec. 18, 1999	N	L	60-69
Feb. 15, 2005	A	L	68-78
Feb. 12, 2006	H	W	73-63
<b>McNeese (1-0)</b>			
H-1-0; A-0-0; N-0-0			
Nov. 12, 2006	H	W	85-65
<b>Memphis State (22-31)</b>			
H-16-7; A-6-20; N-0-4			
Feb. 2, 1953	A	L	73-87
Jan. 13, 1958	A	L	56-59
Feb. 18, 1958	H	L	51-68
Jan. 13, 1959	H	L	72-75
Feb. 10, 1959	A	L	69-93
Jan. 11, 1960	A	L	71-86
Feb. 9, 1960	H	L	69-83
Jan. 16, 1964	H	W	91-90
Feb. 10, 1964	A	L	72-84
Jan. 16, 1965	H	W	74-61
Feb. 6, 1965	A	W	81-70
Jan. 15, 1966	H	W	67-63
Feb. 5, 1966	A	L	66-81
Jan. 16, 1967	A	L	42-46
Feb. 4, 1967	H	W	55-51
Dec. 18, 1973	H	W	88-80
Dec. 9, 1974	A	L	69-70
Jan. 17, 1976	H	W	100-79
Jan. 15, 1977	A	L	75-81
Feb. 6, 1978	A	W	95-89
Feb. 11, 1978	H	W	89-82
Jan. 18, 1979	A	W	93-86
Feb. 25, 1979	H	W	90-87
March 2, 1979	A	W	35-34
Jan. 10, 1980	A	W	74-69
Feb. 7, 1980	H	W	55-54
Jan. 3, 1981	H	W	84-66
Feb. 28, 1981	A	W	80-78
Jan. 9, 1982	A	L	63-90

Date	Site	W/L	Score
Feb. 13, 1982	H	L	60-62
Feb. 26, 1983	H	W	74-72
March 3, 1983	A	L	67-94
March 11, 1983	N	L	74-84
Feb. 11, 1984	H	L	69-73
Feb. 15, 1984	A	L	67-75
March 9, 1984	N	L	63-65
Jan. 23, 1985	H	L	69-74
Feb. 16, 1985	A	L	68-70
March 9, 1985	N	L	86-90
Feb. 10, 1986	A	L	73-99
Feb. 22, 1986	H	W	82-80
March 8, 1986	N	L	71-73
Jan. 19, 1987	A	L	68-76
Feb. 11, 1987	H	W	98-89
Jan. 13, 1988	H	W	92-85
Feb. 20, 1988	A	L	76-81
March 12, 1988	A	L	74-81
Feb. 1, 1989	H	L	82-99
Feb. 18, 1989	A	L	78-89
Jan. 24, 1990	H	W	78-72
Feb. 13, 1990	A	L	69-81
Jan. 24, 1991	A	L	66-67
Feb. 21, 1991	H	W	76-64
<b>Mercer (14-8)</b>			
H-10-2; A-2-6; N-2-0			
Jan. 23, 1948	H	L	48-61
Feb. 3, 1948	A	L	43-68
Jan. 18, 1949	H	L	56-65
Jan. 28, 1949	A	L	59-62
Feb. 26, 1949	N	W	52-46
Jan. 17, 1950	H	W	63-45
Feb. 1, 1950	A	L	61-69
Dec. 11, 1950	A	W	55-52
Feb. 17, 1951	H	W	69-64
Feb. 27, 1951	A	L	65-69
Dec. 5, 1952	A	L	62-78
Dec. 13, 1952	H	W	77-76
March 4, 1953	N	W	87-77
Dec. 8, 1953	H	W	72-70
Jan. 30, 1954	A	L	63-70
Jan. 11, 1972	H	W	96-78
March 3, 1973	H		



# SERIES RECORDS – GAME-BY-GAME

Date	Site	W/L	Score
<i>(continued from page 175)</i>			
Feb. 27, 1971	A	L	94-100
Jan. 20, 1986	A	L	75-83
Feb. 3, 1986	H	W	90-72
Feb. 4, 1987	A	L	57-63
Feb. 26, 1987	H	W	108-84
Jan. 18, 1990	A	L	97-101
Feb. 17, 1990	H	W	92-73
Dec. 8, 2002	H	W	72-55
Dec. 14, 2003	A	W	67-58
Jan. 15, 2005	A	L	63-64
Feb. 22, 2005	H	L	49-65
Jan. 29, 2006	H	L	(OT) 78-84
March 5, 2006	A	W	67-64
Jan. 20, 2007	H	W	82-73
March 3, 2007	A	W	(OT) 98-90
<b>Miami (Ohio) (0-1)</b>			
H-0-0; A-0-0; N-0-1			
Dec. 19, 1970	N	L	64-67
<b>Michigan (1-1)</b>			
H-1-0; A-0-0; N-0-1			
March 27, 1997	N	L	73-82
March 15, 2007	H	W	87-66
<b>Michigan State (1-0)</b>			
H-1-0; A-0-0; N-0-0			
March 17, 1997	H	W	68-63
<b>Middle Tennessee State (0-1)</b>			
H-0-0; A-0-0; N-0-1			
March 16, 1989	N	L	83-97
<b>Millikin (0-1)</b>			
H-0-0; A-0-0; N-0-1			
March 15, 1951	N	L	60-91
<b>Millsaps (2-0)</b>			
H-0-0; A-1-0; N-1-0			
Feb. 5, 1949	A	W	49-46
Jan. 26, 1950	N	W	62-45
<b>Minnesota (3-3)</b>			
H-1-1; A-1-2; N-1-0			
March 16, 1972	N	W	70-56
Dec. 31, 1977	A	L	74-88
Dec. 20, 1979	H	W	112-91
Dec. 2, 1980	A	L	66-79
Nov. 29, 2000	H	L	71-76
Nov. 30, 2004	A	W	70-69
<b>Mississippi (3-1)</b>			
H-2-0; A-1-1; N-0-0			
Jan. 9, 1951	H	W	63-58
Feb. 14, 1951	A	L	75-79
Dec. 3, 2003	H	W	66-60
Dec. 4, 2004	A	W	69-64
<b>Mississippi College (5-1)</b>			
H-3-0; A-1-1; N-1-0			
Dec. 7, 1948	H	W	53-21
Feb. 4, 1949	A	L	46-57
Dec. 5, 1949	H	W	43-24
Dec. 6, 1949	H	W	51-45
Feb. 28, 1950	N	W	74-63
Feb. 15, 1951	A	W	77-54
<b>Mississippi State (4-4)</b>			
H-2-0; A-1-3; N-1-1			
Dec. 10, 1951	A	L	47-75
Dec. 20, 1952	H	W	82-52
Dec. 4, 1953	A	L	75-87
Jan. 19, 1955	A	W	71-76
Feb. 21, 1955	H	W	102-86
Dec. 21, 1955	N	L	71-79
Dec. 29, 1998	N	W	69-58
March 20, 2007	A	L	71-86
<b>Missouri (2-1)</b>			
H-1-0; A-0-1; N-1-0			
Dec. 11, 1976	A	L	63-65
Dec. 21, 1977	H	W	97-64
Dec. 19, 1980	N	W	68-64
<b>Missouri State (0-1)</b>			
<i>(Formerly known as Southwest Missouri State)</i>			
H-0-0; A-0-1; N-0-0			
Dec. 21, 1949	A	L	52-79
<b>Missouri Western (1-0)</b>			
H-1-0; A-0-0; N-0-0			
Nov. 30, 1976	H	W	109-80
<b>Monmouth College (2-0)</b>			
H-2-0; A-0-0; N-0-0			
March 5, 1984	H	W	82-55
Feb. 2, 1988	H	W	82-68
<b>Montana (1-0)</b>			
H-0-0; A-0-0; N-1-0			
March 19, 1992	N	W	78-68

Date	Site	W/L	Score
<b>Montana State (1-0)</b>			
H-0-0; A-0-0; N-1-0			
March 7, 1955	N	W	93-84
<b>Morehead State (1-1)</b>			
H-1-0; A-0-0; N-0-1			
Jan. 2, 1957	N	L	75-97
Jan. 30, 1960	H	W	78-75
<b>Morgan State (3-0)</b>			
H-3-0; A-0-0; N-0-0			
Dec. 3, 1990	H	W	89-48
Dec. 20, 1993	H	W	90-67
Dec. 30, 2000	H	W	74-64
<b>Morningside (1-0)</b>			
H-1-0; A-0-0; N-0-0			
Dec. 16, 1955	H	W	104-93
<b>Mount Saint Mary's (1-0)</b>			
H-1-0; A-0-0; N-0-0			
Dec. 22, 1993	H	W	108-81
<b>Murray State (2-1)</b>			
H-1-0; A-0-1; N-1-0			
Dec. 7, 1957	H	W	84-60
Feb. 9, 1959	A	L	71-96
Dec. 30, 1998	N	W	(OT) 80-76
<b>Navy (1-0)</b>			
H-0-0; A-0-0; N-1-0			
Dec. 17, 1977	N	W	82-55
<b>Nebraska (1-0)</b>			
H-0-0; A-0-0; N-1-0			
Dec. 31, 2005	N	W	74-60
<b>Nevada-Las Vegas (0-1)</b>			
H-0-0; A-0-1; N-0-0			
Dec. 22, 1990	A	L	69-101
<b>New Hampshire (1-0)</b>			
H-1-0; A-0-0; N-0-0			
Dec. 30, 1968	H	W	104-52
<b>New Mexico (3-1)</b>			
H-2-0; A-1-1; N-0-0			
Feb. 1, 1974	H	W	90-71
Jan. 27, 1975	A	L	(OT) 78-84
Jan. 2, 1983	A	W	74-71
Feb. 22, 1983	H	W	79-77
<b>New Orleans (3-2)</b>			
H-3-0; A-0-2; N-0-0			
Jan. 22, 1986	A	L	55-76
Feb. 12, 1986	H	W	96-77
Feb. 21, 1989	A	L	77-83
Dec. 9, 1989	H	W	66-64
Dec. 19, 2006	H	W	69-50
<b>New York University (1-0)</b>			
H-0-0; A-0-0; N-1-0			
Dec. 30, 1955	N	W	85-83
<b>Nicholls State (1-0)</b>			
H-1-0; A-0-0; N-0-0			
Nov. 26, 2003	H	W	99-54
<b>Norfolk State (1-0)</b>			
H-1-0; A-0-0; N-0-0			
Nov. 23, 1999	H	W	81-70
<b>North Carolina (8-36)</b>			
H-4-11; A-3-19; N-1-6			
Dec. 16, 1965	A	L	80-115
Dec. 20, 1966	A	L	54-81
Feb. 1, 1968	A	L	80-86
Feb. 8, 1969	A	L	82-100
Dec. 13, 1969	A	L	75-86
Feb. 22, 1971	A	L	61-70
March 23, 1972	N	W	79-75
Feb. 17, 1973	N	L	79-91
Feb. 16, 1974	N	L	85-104
Jan. 5, 1985	N	L	69-78
Dec. 31, 1985	A	L	64-109
Dec. 15, 1991	A	W	86-74
Feb. 27, 1992	H	W	110-96
March 14, 1992	N	L	76-80
Jan. 27, 1993	A	L	77-82
Feb. 27, 1993	H	L	76-86
Jan. 26, 1994	H	L	77-90
Feb. 26, 1994	A	L	75-78
March 11, 1994	N	L	69-83
Jan. 25, 1995	A	L	70-100
Feb. 25, 1995	H	L	78-80
Jan. 24, 1996	H	L	71-82
Feb. 24, 1996	A	W	84-80
Jan. 22, 1997	H	W	84-71
Feb. 6, 1997	A	L	62-90
Dec. 20, 1997	H	L	73-81
Jan. 24, 1998	A	L	55-103
Jan. 6, 1999	H	L	54-72
Feb. 7, 1999	A	L	64-98

Date	Site	W/L	Score
Jan. 22, 2000	A	W	76-71
Feb. 23, 2000	H	L	67-70
Jan. 20, 2001	H	L	70-80
Feb. 22, 2001	A	L	67-95
Jan. 16, 2002	H	W	81-71
Feb. 17, 2002	A	L	85-95
Dec. 22, 2002	H	L	48-69
Feb. 8, 2003	A	L	60-61
Jan. 22, 2004	H	W	90-81
Feb. 21, 2004	A	L	71-78
Feb. 6, 2005	H	L	60-81
March 3, 2005	A	L	76-91
Jan. 22, 2006	H	L	80-91
Jan. 7, 2007	A	L	58-84
March 9, 2007	N	L	58-73
<b>North Carolina State (16-24)</b>			
H-9-5; A-6-14; N-1-5			
Dec. 1, 1955	A	L	63-88
Jan. 10, 1957	A	L	59-64
March 15, 1984	A	W	74-71
Jan. 19, 1985	A	L	66-72
Dec. 4, 1985	H	W	76-67
Dec. 27, 1989	N	L	72-90
Jan. 25, 1992	H	W	98-76
Feb. 10, 1992	A	W	87-79
March 13, 1992	N	W	93-80
Jan. 16, 1993	H	W	70-54
Feb. 17, 1993	A	W	72-71
Jan. 16, 1994	A	L	70-78
Feb. 16, 1994	H	W	75-70
Jan. 15, 1995	H	W	107-79
Feb. 15, 1995	A	L	77-86
Jan. 13, 1996	A	L	65-71
Feb. 14, 1996	H	W	79-66
March 7, 1996	N	L	65-80
Jan. 4, 1997	H	W	71-51
Feb. 26, 1997	A	L	44-67
Jan. 3, 1998	A	W	68-55
Jan. 28, 1998	H	W	64-52
March 5, 1998	N	L	63-65
Jan. 23, 1999	H	W	71-59
Feb. 24, 1999	A	L	63-71
Feb. 2, 2000	A	L	58-68
March 5, 2000	H	L	51-70
Jan. 25, 2001	H	L	(OT) 81-84
Feb. 25, 2001	A	L	46-71
Jan. 8, 2002	A	L	62-77
Feb. 10, 2002	H	L	67-76
Jan. 18, 2003	H	L	63-70
Feb. 18, 2003	A	L	60-71
Jan. 11, 2004	H	L	53-58
Feb. 10, 2004	A	L	59-75
March 12, 2004	N	L	71-78
Jan. 26, 2005	A	W	70-64
March 10, 2005	N	L	54-70
Feb. 15, 2006	A	L	64-86
Feb. 24, 2007	H	W	78-52
<b>Northwestern (3-1)</b>			
H-1-0; A-1-1; N-1-0			
Dec. 23, 1972	N	W	91-73
Dec. 1, 1999	A	W	60-46
Nov. 28, 2001	A	L	50-57
Dec. 1, 2003	H	W	71-53
<b>Oglethorpe (2-1)</b>			
H-2-0; A-0-1; N-0-0			
Jan. 27, 1949	A	L	52-64
Feb. 12, 1949	H	W	47-46
Dec. 1, 1971	H	W	112-69
<b>Ohio (1-1)</b>			
H-1-0; A-0-1; N-0-0			
Feb. 3, 1958	A	L	66-86
Dec. 21, 1974	H	W	67-60
<b>Ohio State (0-4)</b>			
H-0-1; A-0-2; N-0-1			
Dec. 2, 1961	A	L	57-72
Dec. 4, 1967	A	L	69-76
Dec. 27, 1968	H	L	86-93
Nov. 23, 2000	N	L	65-90
<b>Oklahoma (0-2)</b>			
H-0-1; A-0-1; N-0-0			
Dec. 13, 1986	A	L	92-109
Dec. 10, 1987	H	L	87-89
<b>Oklahoma City (4-2)</b>			
H-2-1; A-2-1; N-0-0			
Feb. 12, 1958	H	W	57-52
Jan. 31, 1959	A	L	75-103
Feb. 16, 1959	H	L	84-98
Jan. 4, 1962	H	W	99-74
Feb. 3, 1962	A	W	81-79
Dec. 30, 1972	A	W	94-80

Date	Site	W/L	Score
<b>Oklahoma State (0-1)</b>			
H-0-0; A-0-0; N-0-1			
Dec. 18, 1964	N	L	56-60
<b>Old Dominion (0-1)</b>			
H-0-0; A-0-1; N-0-0			
Jan. 6, 1979	A	L	76-80
<b>Oral Roberts (2-0)</b>			
H-1-0; A-1-0; N-0-0			
March 1, 1977	H	W	91-87
Feb. 27, 1978	A	W	80-76
<b>Oregon (1-0)</b>			
H-1-0; A-0-0; N-0-0			
Dec. 4, 1969	H	W	100-84
<b>Oregon State (2-1)</b>			
H-1-0; A-0-0; N-1-1			
Dec. 2, 1969	H	W	69-68
Dec. 29, 1971	N	W	73-72
Dec. 27, 1975	N	L	75-78
<b>Palm Beach Atlantic (1-0)</b>			
H-1-0; A-0-0; N-0-0			
Dec. 13, 1975	H	W	109-52
<b>Panama Nationals (1-0)</b>			
H-1-0; A-0-0; N-			

# SERIES RECORDS – GAME-BY-GAME

Date	Site	W/L	Score	Date	Site	W/L	Score	Date	Site	W/L	Score	Date	Site	W/L	Score
<b>Rider (1-0)</b> H-1-0; A-0-0; N-0-0															
Jan. 4, 1989	H	W	113-67												
<b>Robert Morris (1-0)</b> H-1-0; A-0-0; N-0-0															
Dec. 23, 1991	H	W	76-60												
<b>Rollins (20-2)</b> H-13-0; A-7-2; N-0-0															
Feb. 1, 1951	A	W	60-57												
Feb. 20, 1951	H	W	62-45												
Feb. 1, 1952	H	W	74-71												
Feb. 8, 1952	A	L	55-69												
Dec. 12, 1952	H	W	90-83												
Dec. 31, 1952	A	L	79-82												
Jan. 11, 1954	A	W	82-72												
Jan. 19, 1954	H	W	85-68												
Jan. 31, 1955	H	W	86-74												
Feb. 16, 1955	A	W	110-82												
Dec. 5, 1955	H	W	101-67												
Jan. 9, 1956	A	W	71-70												
Feb. 4, 1957	H	W	97-94												
Feb. 16, 1957	H	W	96-79												
Feb. 13, 1958	H	W	80-61												
Feb. 23, 1959	A	W	94-83												
Feb. 11, 1960	H	W	101-58												
Jan. 28, 1961	A	W	78-70												
Jan. 11, 1962	H	W	110-53												
Dec. 8, 1969	A	W	107-86												
Dec. 2, 1975	H	W	90-47												
Nov. 28, 1977	H	W	83-59												
<b>Rutgers (1-0)</b> H-1-0; A-0-0; N-0-0															
Dec. 22, 1967	H	W	87-77												
<b>Saint Joseph's (Pa.) (1-0)</b> H-1-0; A-0-0; N-0-0															
Jan. 7, 1985	H	W	88-72												
<b>Saint Leo (3-0)</b> H-3-0; A-0-0; N-0-0															
Dec. 5, 1977	H	W	90-49												
Jan. 25, 1982	H	W	101-74												
Nov. 29, 1982	H	W	92-54												
<b>Saint Louis (11-1)</b> H-3-0; A-6-1; N-2-0															
Jan. 4, 1972	N	W	63-62												
Jan. 26, 1978	A	W	88-75												
Feb. 4, 1978	A	W	72-68												
Jan. 12, 1979	A	W	61-59												
Feb. 12, 1979	H	W	84-79												
Jan. 4, 1980	A	W	75-73												
Feb. 14, 1980	A	W	71-69												
Feb. 4, 1981	A	L	71-72												
Feb. 9, 1981	H	W	70-57												
March 5, 1981	N	W	84-77												
Jan. 13, 1982	A	W	75-74												
Jan. 23, 1982	H	W	89-73												
<b>Saint Peter's (1-0)</b> H-1-0; A-0-0; N-0-0															
Dec. 23, 2006	H	W	76-63												
<b>Saint Thomas</b> H-3-0; A-3-0; N-0-0															
Dec. 3, 1970	H	W	106-70												
Feb. 28, 1972	A	W	94-66												
Dec. 9, 1972	H	W	97-62												
Dec. 3, 1973	H	W	109-71												
Jan. 11, 1975	A	W	88-59												
Jan. 20, 1975	A	W	95-85												
<b>Sam Houston State (1-0)</b> H-1-0; A-0-0; N-0-0															
Nov. 13, 1998	H	W	88-51												
<b>Samford (Howard) (10-0)</b> H-6-0; A-3-0; N-1-0															
Jan. 20, 1950	A	W	59-58												
Feb. 4, 1950	H	W	50-39												
Dec. 15, 1950	H	W	60-44												
Jan. 19, 1951	A	W	58-51												
Feb. 26, 1951	N	W	64-54												
Feb. 18, 1966	H	W	77-66												
Dec. 9, 1967	H	W	104-89												
Jan. 16, 1971	H	W	122-79												
Jan. 25, 1973	A	W	47-34												
Dec. 19, 1989	H	W	100-62												
<b>San Diego State (0-1)</b> H-0-0; A-0-1; N-0-0															
Dec. 29, 1982	A	L	85-89												
<b>San Francisco (0-1)</b> H-0-0; A-0-1; N-0-0															
Dec. 18, 1976	A	L	87-93												
<b>Santa Clara (1-1)</b> H-0-0; A-0-0; N-1-1															
Dec. 29, 1955	N	L	59-61												
Dec. 17, 1976	N	W	94-80												
<b>Savannah State (3-0)</b> H-3-0; A-0-0; N-0-0															
Nov. 24, 2002	H	W	79-46												
Nov. 20, 2001	H	W	93-41												
Feb. 1, 2004	H	W	88-73												
<b>Seton Hall (3-1)</b> H-0-1; A-1-0; N-2-0															
Feb. 3, 1973	N	W	80-61												
Dec. 10, 1977	N	W	94-63												
Jan. 18, 1997	A	W	67-56												
Dec. 11, 1999	H	L	56-79												
<b>Sewanee (3-3)</b> H-1-1; A-2-1; N-0-1															
Feb. 18, 1949	H	L	35-43												
Feb. 19, 1949	H	W	47-39												
Feb. 17, 1950	A	W	80-59												
Feb. 18, 1950	A	W	85-65												
Dec. 26, 1951	N	L	48-58												
Dec. 17, 1952	A	L	58-69												
<b>Shawnee State (1-0)</b> H-1-0; A-0-0; N-0-0															
Nov. 24, 2004	H	W	88-65												
<b>Siena (1-0)</b> H-1-0; A-0-0; N-0-0															
Nov. 18, 1992	H	W	89-80												
<b>South Alabama (9-2)</b> H-5-1; A-4-1; N-0-0															
Jan. 19, 1972	H	W	105-72												
Feb. 7, 1972	A	W	104-81												
Feb. 23, 1973	A	W	86-69												
Feb. 23, 1974	H	W	105-63												
March 4, 1974	A	W	96-91												
Jan. 22, 1977	H	W	115-86												
Feb. 2, 1978	H	L	56-58												
Feb. 6, 1979	A	L	61-78												
Dec. 14, 1988	H	W	87-82												
Jan. 2, 1990	A	W	78-75												
Dec. 16, 2004	H	W	83-52												
<b>South Carolina (16-14)</b> H-6-8; A-8-5; N-2-1															
Jan. 4, 1960	H	W	93-75												
Dec. 17, 1960	A	L	72-81												
Jan. 28, 1969	H	W	87-76												
Dec. 30, 1980	H	L	78-80												
Feb. 18, 1981	A	L	70-83												
Dec. 22, 1981	A	W	82-77												
Feb. 22, 1982	H	L	84-87												
Feb. 2, 1983	A	W	90-85												
Feb. 28, 1983	H	L	76-79												
Jan. 3, 1984	H	L	68-76												
Jan. 28, 1984	A	W	87-82												
March 8, 1984	N	W	72-65												
Feb. 2, 1985	A	L	77-92												
March 2, 1985	H	W	87-75												
Feb. 1, 1986	A	L	73-81												
March 1, 1986	H	W	68-62												
Jan. 21, 1987	H	L	60-63												
Feb. 14, 1987	A	W	80-72												
March 6, 1987	N	L	85-86												
Jan. 25, 1988	H	L	72-80												
Feb. 27, 1988	A	L	78-81												
Jan. 26, 1989	A	W	69-67												
Feb. 8, 1989	H	W	88-72												
March 11, 1989	A	W	80-63												
Jan. 20, 1990	H	L	53-56												
March 3, 1990	A	W	79-70												
Jan. 19, 1991	A	W	81-80												
March 2, 1991	H	W	70-59												
March 7, 1991	N	W	65-55												
March 21, 2006	H	L	(OT) 68-69												
<b>South Carolina-Aiken (1-0)</b> H-1-0; A-0-0; N-0-0															
Jan. 14, 1980	H	W	82-69												
<b>South Carolina State (1-0)</b> H-1-0; A-0-0; N-0-0															
Nov. 28, 2003	H	W	81-46												
<b>South Carolina-Spartanburg (1-0)</b> H-1-0; A-0-0; N-0-0															
Dec. 4, 1986	H	W	97-69												
<b>South Dakota (1-0)</b> H-1-0; A-0-0; N-0-0															
Dec. 5, 1970	H	W	125-65												
<b>South Dakota State (1-0)</b> H-0-0; A-0-0; N-1-0															
March 13, 1951	N	W	85-70												
<b>South Florida (20-11)</b> H-12-2; A-6-8; N-2-1															
Jan. 29, 1973	H	W	95-53												
Jan. 19, 1974	A	L	94-95												
Feb. 9, 1974	H	W	118-84												
Jan. 15, 1975	A	L	71-77												
Feb. 28, 1975	H	W	77-64												
Dec. 19, 1975	N	W	78-71												
Jan. 20, 1976	A	W	76-72												
Feb. 7, 1976	H	W	88-62												
Jan. 20, 1977	A	W	97-74												
Feb. 26, 1977	H	W	103-72												
Dec. 9, 1977	N	W	76-67												
Dec. 6, 1979	A	W	89-71												
Jan. 7, 1980	H	W	84-69												
Dec. 5, 1981	A	L	67-82												
Dec. 10, 1982	N	L	77-90												
Feb. 22, 1984	A														

# SERIES RECORDS – GAME-BY-GAME

Date	Site	W/L	Score
<i>(continued from page 177)</i>			
Feb. 26, 1966	A	W	99-70
Jan. 30, 1967	H	W	109-72
Feb. 27, 1967	A	W	87-84
Nov. 28, 1983	H	W	83-70
Nov. 26, 1984	H	W	89-52
Nov. 28, 1985	H	W	86-62
<b>Temple (1-2)</b>			
H-0-1; A-0-1; N-1-0			
Dec. 20, 1992	N	W	91-80
Dec. 14, 1998	A	L	(OT) 66-75
Nov. 29, 1999	H	L	58-69
<b>Tennessee (3-5)</b>			
H-1-0; A-1-4; N-1-1			
Dec. 9, 1957	A	L	57-74
Jan. 4, 1961	A	L	68-70
Dec. 16, 1961	A	W	69-62
Jan. 2, 1963	A	L	65-66
Dec. 22, 1964	N	L	43-65
Dec. 30, 1986	N	W	91-90
Dec. 19, 1987	A	L	78-81
Jan. 15, 1989	H	W	101-90
<b>Tennessee-Chattanooga (2-0)</b>			
H-1-0; A-1-0; N-0-0			
Jan. 3, 1963	A	W	72-55
Feb. 1, 1975	H	W	111-70
<b>Tennessee-Martin (1-0)</b>			
H-1-0; A-0-0; N-0-0			
Dec. 18, 1984	H	W	90-73
<b>Tennessee State (1-0)</b>			
H-1-0; A-0-0; N-0-0			
Dec. 17, 1996	H	W	100-62
<b>Tennessee Tech (1-0)</b>			
H-1-0; A-0-0; N-0-0			
Dec. 2, 1957	H	W	74-71
<b>Texas (2-0)</b>			
H-1-0; A-1-0; N-0-0			
Dec. 27, 1969	H	W	82-61
Dec. 1, 1970	A	W	80-78
<b>Texas A&amp;M (2-1)</b>			
H-0-1; A-1-0; N-1-0			
Dec. 13, 1956	H	L	74-83
Jan. 4, 1974	N	W	99-79
Dec. 16, 1977	A	W	100-77
<b>Texas A&amp;M-Corpus Christi (1-1)</b>			
H-1-1; A-0-0; N-0-0			
Jan. 6, 2003	H	W	72-56
Nov. 22, 2004	H	L	67-70
<b>Texas Christian (1-2)</b>			
H-0-0; A-0-1; N-1-1			
Dec. 12, 1963	A	L	60-66
March 13, 1998	N	W	96-87
Nov. 28, 2004	N	L	70-71
<b>Texas Pan American (2-0)</b>			
(Formerly known as Pan American)			
H-1-0; A-1-0; N-0-0			
Dec. 23, 1970	A	W	95-90
Jan. 31, 1972	H	W	109-83
<b>Texas Southern (2-0)</b>			
H-2-0; A-0-0; N-0-0			
Nov. 19, 2004	H	W	71-62
Dec. 7, 2005	H	W	90-59
<b>Toledo (3-0)</b>			
H-1-0; A-1-0; N-1-0			
Nov. 26, 1976	N	W	70-66
March 7, 1980	A	W	94-91
March 13, 2007	H	W	77-61
<b>Troy State (8-1)</b>			
H-6-0; A-2-1; N-0-0			
Dec. 12, 1947	H	W	57-37
Jan. 30, 1948	A	L	48-49
Dec. 15, 1948	A	W	68-64
Jan. 21, 1949	H	W	63-45
Dec. 10, 1949	H	W	61-27
Feb. 15, 1950	A	W	79-71
Feb. 6, 1956	H	W	90-65
Jan. 8, 1977	H	W	83-69
Dec. 1, 1977	H	W	110-82
<b>Tulane (23-12)</b>			
H-12-3; A-8-9; N-3-0			
Jan. 14, 1967	A	L	85-87
Feb. 11, 1967	H	W	100-90
Jan. 8, 1969	A	W	97-94
Jan. 18, 1969	H	W	99-90
Jan. 17, 1970	A	W	82-77
Feb. 14, 1970	H	W	112-77
Jan. 13, 1971	H	L	69-88
Feb. 12, 1972	H	W	94-84

Date	Site	W/L	Score
Dec. 30, 1977	A	W	71-56
Jan. 7, 1978	A	W	87-85
Jan. 14, 1978	H	W	103-85
Jan. 10, 1979	A	L	60-74
Jan. 29, 1979	H	W	89-84
March 1, 1979	A	W	101-92
Jan. 2, 1980	N	W	108-97
Jan. 12, 1980	A	L	79-80
Feb. 28, 1980	A	W	85-73
Jan. 24, 1981	H	W	79-61
Jan. 31, 1981	A	W	74-68
Feb. 1, 1982	A	L	53-66
Feb. 10, 1982	H	L	61-62
March 5, 1982	N	W	54-49
Feb. 14, 1983	H	L	79-80
March 5, 1983	A	L	66-71
Jan. 9, 1984	A	L	43-50
Feb. 20, 1984	H	W	52-51
Jan. 28, 1985	A	L	61-64
Feb. 6, 1985	H	W	74-51
Jan. 4, 1990	H	W	92-68
Feb. 20, 1990	A	W	69-67
Jan. 3, 1991	A	L	61-77
Feb. 2, 1991	H	W	85-79
March 20, 1993	N	W	94-63
Dec. 10, 1994	H	W	81-74
Dec. 5, 1995	A	L	77-78
<b>Tulsa (3-0)</b>			
H-1-0; A-1-0; N-1-0			
Dec. 23, 1963	H	W	91-76
Dec. 26, 1964	A	W	74-72
Dec. 30, 1982	N	W	96-80
<b>UCLA (0-2)</b>			
H-0-0; A-0-1; N-0-1			
March 26, 1972	A	L	76-81
Nov. 27, 1992	N	L	83-86
<b>UNC Asheville (3-0)</b>			
H-3-0; A-0-0; N-0-0			
Jan. 2, 1992	H	W	107-54
Dec. 17, 1997	H	W	77-60
Jan. 6, 2001	H	W	76-68
<b>UNC Charlotte (2-2)</b>			
H-0-1; A-0-1; N-2-0			
Jan. 29, 1977	H	L	65-76
Feb. 13, 1978	A	L	79-88
Dec. 29, 1981	N	W	76-73
Dec. 19, 1992	N	W	63-59
<b>UNC Greensboro (2-0)</b>			
H-1-0; A-1-0; N-0-0			
Dec. 30, 1993	H	W	94-76
Feb. 1, 1995	A	W	75-65
<b>Union (TN) (0-1)</b>			
H-0-0; A-0-1; N-0-0			
Dec. 29, 1948	A	L	52-56
<b>Utah State (1-0)</b>			
H-1-0; A-0-0; N-0-0			
Nov. 19, 1997	H	W	66-55
<b>Valdosta State (15-0)</b>			
H-13-0; A-2-0; N-0-0			
Feb. 9, 1961	H	W	86-66
Feb. 8, 1962	H	W	72-42
Dec. 3, 1962	H	W	65-42
Feb. 5, 1963	A	W	61-56
Dec. 1, 1964	H	W	81-57
Dec. 2, 1965	H	W	69-67
Dec. 1, 1966	H	W	62-58
Jan. 30, 1968	H	W	81-71
Dec. 2, 1968	H	W	120-75
Feb. 3, 1969	A	W	84-81
Dec. 12, 1970	H	W	111-63
Nov. 30, 1974	H	W	81-74
Feb. 24, 1976	H	W	106-61
Dec. 20, 1986	H	W	85-75
<b>Valparaiso (0-1)</b>			
H-0-0; A-0-0; N-0-1			
March 15, 1998	N	L	(OT) 77-88
<b>Vanderbilt (1-3)</b>			
H-1-0; A-0-3; N-0-0			
Dec. 5, 1960	A	L	55-75
March 16, 1987	A	L	92-109
Dec. 22, 1999	H	W	70-65
Dec. 9, 2000	A	L	60-72
<b>Vermont (1-0)</b>			
H-0-0; A-1-0; N-0-0			
Dec. 30, 1976	A	W	76-67
<b>Villanova (0-1)</b>			
H-0-0; A-0-0; N-0-1			
Dec. 19, 1988	N	L	67-68

Date	Site	W/L	Score
<b>Virginia (14-17)</b>			
H-9-6; A-5-11; N-0-0			
Jan. 4, 1992	H	L	68-77
Feb. 13, 1992	A	W	64-63
Jan. 6, 1993	A	L	76-80
Feb. 8, 1993	H	W	99-84
Jan. 6, 1994	A	L	64-84
Feb. 6, 1994	H	W	100-64
Jan. 4, 1995	H	L	75-81
Feb. 4, 1995	A	L	(OT) 63-76
Jan. 3, 1996	A	W	69-64
Feb. 3, 1996	H	L	59-64
Jan. 8, 1997	H	L	61-64
Jan. 1, 1997	A	L	60-73
Feb. 4, 1998	A	W	71-63
Feb. 28, 1998	H	W	88-63
Dec. 1, 1998	A	W	72-69
Jan. 30, 1999	H	L	60-67
Jan. 26, 2000	A	L	81-86
Feb. 26, 2000	H	W	71-64
Jan. 16, 2001	A	L	71-89
Feb. 17, 2001	H	L	66-69
Jan. 20, 2002	A	L	74-91
Feb. 20, 2002	H	W	66-59
Jan. 29, 2003	A	L	72-85
March 1, 2003	H	W	73-59
Jan. 18, 2004	A	L	67-76
Feb. 17, 2004	H	W	76-57
Feb. 9, 2005	A	L	55-56
March 6, 2005	H	W	68-63
Jan. 11, 2006	A	W	(OT) 87-82
Feb. 18, 2006	H	W	76-62
Feb. 17, 2007	A	L	70-73
<b>Virginia Military (2-1)</b>			
H-1-0; A-1-1; N-0-0			
Jan. 4, 1964	A	L	72-83
Dec. 3, 1964	H	W	76-72
Dec. 20, 1965	A	W	65-64
<b>Virginia Tech (22-16)</b>			
H-13-4; A-6-11; N-3-1			
Dec. 14, 1968	A	L	74-77
Jan. 31, 1970	H	W	83-73
Feb. 1, 1973	A	L	82-91
Jan. 10, 1974	H	W	85-80
March 3, 1979	N	L	60-68
Jan. 21, 1980	H	L	77-79
Feb. 22, 1980	A	L	76-78
Jan. 12, 1981	A	L	70-80
Feb. 16, 1981	H	W	80-76
Jan. 16, 1982	A	W	69-65
Feb. 25, 1982	A	L	76-77
Jan. 15, 1983	A	L	69-70
Feb. 19, 1983	H	W	82-78
Feb. 25, 1984	H	W	58-57
March 3, 1984	A	W	93-79
Jan. 14, 1985	A	L	71-85
Feb. 23, 1985	H	L	75-87
March 7, 1985	N	W	97-93
Jan. 25, 1986	A	L	73-86
Feb. 24, 1986	H	L	84-92
March 3, 1986	N	W	77-76
Jan. 31, 1987	A	L	79-82
Feb. 23, 1987	H	W	107-78
Jan. 30, 1988	A	L	87-88
March 2, 1988	H	W	92-79
Jan. 28, 1989	A	W	100-97
March 1, 1989	H	W	117-97
Jan. 27, 1990	A	W	67-63
Feb. 24, 1990	H	L	74-84
Jan. 26, 1991	A	W	71-60
Feb. 23, 1991	H	W	91-79
March 8, 1991	N	W	91-71
Dec. 27, 2001	H	W	78-49
Jan. 4, 2003	A	W	76-69
Jan. 8, 2005	H	W	77-70
Jan. 7, 2006	H	W	74-68
Feb. 25, 2006	A	L	61-72
Jan. 17, 2007	H	W	82-73
<b>Wagner (1-0)</b>			
H-1-0; A-0-0; N-0-0			
Dec. 18, 2003	H	W	83-62
<b>Wake Forest (15-20)</b>			
H-10-5; A-4-12; N-1-3			
Dec. 1, 1958	A	L	64-73
Dec. 22, 1973	N	W	66-48
Jan. 11, 1992	A	W	88-85
Feb. 1, 1992	H	W	79-78
Jan. 9, 1993	A	W	74-72
Feb. 10, 1993	H	W	111-94
Jan. 8, 1994	H	L	66-90
Feb. 10, 1994	A	L	69-77
Jan. 7, 1995	A	L	64-72
Feb. 8, 1995	H	W	69-67



# OVERTIME GAMES

<b>All-Time Record</b> .....	36-41
<b>Dixie Conference Record</b> .....	1-1
<b>Metro Conference Record</b> .....	3-6
<b>ACC Record</b> .....	9-10
<b>By Decades:</b>	
1950s .....	3-1
1960s .....	4-5
1970s .....	4-5
1980s .....	7-10
1990s .....	11-11
2000s .....	7-9
<b>By Site:</b>	
Home .....	9-14
TLCCC .....	7-8
Away .....	17-19
Neutral .....	10-8
<b>By Tournament:</b>	
ACC Tournament .....	2-0
Metro Tournament .....	1-3
NCAA Tournament .....	0-1
NIT .....	2-1

Date	OT	Opponent	Result	Score
Jan. 28, 1950	OT	Stetson	L	61-70
Dec. 14, 1950	OT	Conn. St. Teachers	W	76-68
Dec. 13, 1952	OT	Mercer	W	77-76
Feb. 14, 1955	OT	at Georgia	W	88-79
Jan. 5, 1960	OT	The Citadel	L	74-76
Jan. 4, 1961	OT	at Tennessee	L	68-70
Dec. 14, 1961	2OT	Clemson	L	77-82
Dec. 21, 1962	2OT	Auburn	L	70-77
Jan. 12, 1963	OT	Miami	W	77-74
Jan. 28, 1963	OT	at Alabama	W	63-61
Feb. 15, 1964	OT	at Georgia Tech	L	73-77
Jan. 7, 1965	OT	at Georgia	W	64-55
March 1, 1969	OT	at Miami	W	89-86
Jan. 19, 1974	OT	at South Florida	L	94-95
Jan. 27, 1975	OT	at New Mexico	L	78-84
Feb. 2, 1976	OT	at Illinois State	L	80-82

Date	OT	Opponent	Result	Score
Jan. 3, 1977	OT	* at Louisville	L	75-78
Jan. 31, 1977	OT	at Mercer	W	66-65
Feb. 12, 1977	OT	at Stetson	W	87-80
Feb. 27, 1978	OT	at Oral Roberts	W	80-76
Jan. 6, 1979	2OT	at Old Dominion <sup>1</sup>	L	76-80
Jan. 18, 1979	OT	* at Memphis State	W	93-86
Feb. 29, 1980	2OT	vs Cincinnati <sup>2</sup>	W	79-69
Dec. 13, 1980	2OT	vs Florida <sup>3</sup>	L	74-81
Jan. 12, 1981	OT	* at Virginia Tech	L	70-80
Feb. 7, 1981	OT	* Louisville	L	73-82
Dec. 4, 1981	OT	vs Jacksonville	W	94-93
Jan. 27, 1982	OT	at Jacksonville	L	79-80
Feb. 2, 1983	OT	* at South Carolina	W	90-85
Feb. 14, 1983	2OT	* Tulane	L	79-80
Dec. 30, 1983	OT	Furman	W	93-91
March 15, 1984	OT	vs NC State <sup>4</sup>	W	74-71
March 9, 1985	OT	vs Memphis State <sup>5</sup>	L	86-90
March 8, 1986	OT	vs Memphis State <sup>5</sup>	L	71-73
Dec. 30, 1986	OT	vs Tennessee <sup>6</sup>	W	91-90
Jan. 31, 1987	OT	* at Virginia Tech	L	79-82
Dec. 19, 1987	OT	at Tennessee	L	78-81
Jan. 18, 1989	OT	at Arkansas	W	112-105
Feb. 16, 1989	OT	* Louisville	L	77-78
Jan. 8, 1990	2OT	Jacksonville	W	104-99
Jan. 18, 1990	2OT	at Miami	L	97-101
March 8, 1990	OT	vs. Cincinnati <sup>7</sup>	L	64-65
Jan. 19, 1991	OT	* at South Carolina	W	81-80
Jan. 4, 1992	OT	* Virginia	L	68-77
Jan. 11, 1992	OT	* at Wake Forest	W	88-85
Jan. 18, 1992	OT	* at Maryland	W	91-83
Nov. 25, 1992	OT	vs Indiana <sup>8</sup>	L	78-81
Nov. 27, 1992	OT	vs UCLA <sup>9</sup>	L	83-86
Dec. 20, 1992	OT	vs Temple <sup>9</sup>	W	91-80
Jan. 9, 1993	OT	* at Wake Forest	W	74-72
Jan. 24, 1993	OT	* Duke	W	89-88
March 25, 1993	OT	vs Western Kentucky <sup>10</sup>	W	81-78

Date	OT	Opponent	Result	Score
Dec. 17, 1994	2OT	vs Florida <sup>11</sup>	L	65-71
Feb. 4, 1994	OT	* at Virginia	L	63-76
Jan 6, 1996	OT	* Wake Forest	L	73-75
Dec. 5, 1996	OT	* at Duke	L	66-72
March 25, 1997	OT	vs Connecticut <sup>12</sup>	W	71-65
March 15, 1998	OT	vs Valparaiso <sup>13</sup>	L	77-83
Dec. 30, 1998	OT	vs Murray State <sup>14</sup>	W	80-76
Feb. 11, 1999	2OT	* Georgia Tech	L	108-111
March 4, 1999	OT	vs Clemson <sup>15</sup>	W	87-85
Dec. 4, 2000	OT	Furman	L	74-79
Dec. 19, 2000	2OT	at Cleveland State	L	85-87
Jan. 25, 2001	OT	* NC State	L	81-84
Jan. 31, 2001	OT	* Clemson	W	88-84
March 7, 2002	OT	vs Clemson <sup>15</sup>	W	91-84
Jan. 18, 2004	OT	* at Virginia	L	67-76
Jan. 22, 2004	OT	* North Carolina	W	90-81
Feb. 25, 2004	OT	* at Wake Forest	L	87-90
March 17, 2004	2OT	at Wichita State <sup>16</sup>	W	91-84
Dec. 19, 2004	OT	* at Maryland	L	88-90
Jan. 18, 2005	OT	* Wake Forest	W	91-83
Jan. 11, 2006	OT	* at Virginia	W	87-82
Jan. 29, 2006	OT	* Miami	L	78-84
Feb. 4, 2006	OT	* at Duke	L	96-97
March 21, 2006	OT	South Carolina <sup>17</sup>	L	68-69
March 3, 2007	OT	* at Miami	W	98-90

1-Old Dominion Classic at Norfolk, Va.; 2-Metro Conference Tournament at Louisville, Ky.; 3-Game played at Jacksonville, Fla.; 4-National Invitation Tournament at Raleigh, N.C.; 5-Metro Conference Tournament at Louisville, Ky.; 6-Red Lobster Classic at Orlando, Fla.; 7-Metro Conference Tournament at Biloxi, Miss.; 8-Preseason National Invitation Tournament at New York, N.Y.; 9-Milk Classic at Orlando, Fla.; 10-NCAA Southeast Regional Semifinals at Charlotte, N.C.; 11-Mile Challenge at Orlando, Fla.; 12-National Invitation Tournament Semifinals at New York, N.Y.; 13-NCAA Midwest Regional Second Round at Oklahoma City, Okla.; 14-Rainbow Classic at Honolulu, Hawaii; 15-ACC Tournament at Charlotte, N.C.; 16-National Invitation Tournament at Wichita, Kan.; 17- National Invitation Tournament at Tallahassee, Fla.



*Anthony Richardson, who scored 990 career points, is ranked 14th in school history with a .772 career free throw shooting percentage. He is one of only 14 players in school history to shoot better than 77 percent from the free throw line for an entire career.*

# ALL-TIME FSU SCORES

\*denotes member of the Dixie Conference from 1948-49 to 1950-51

\*denotes member of the Florida Intercollegiate Conference from 1954-55 to 1956-57

\*denotes member of the Metro Conference from 1976-77 to 1990-91

\*denotes member of the Atlantic Coast Conference from 1991-92 to present

Associated Press Poll rankings listed in brackets (Florida State first/Opponent second). The AP polls began in 1948-49. From 1960-61 to 1967-68, the Associated Press ranked only the nation's top-10 teams.

## 1947-48

Record: 5-13 H: 5-4 A: 0-9

D10	Spring Hill College <sup>1</sup>	W	39-36
D12	Troy State	W	57-37
J10	Wofford College	L	45-48
J13	at Stetson	L	56-65
J15	Georgia Teachers	L	56-60
J17	at Georgia Savannah	L	46-63
J23	Mercer	L	48-61
J24	at Spring Hill College	L	54-76
J30	at Troy State	L	48-49
F3	at Mercer	L	43-68
F5	at Erskine College	L	45-47
F6	at Wofford College	L	38-77
F12	Georgia Savannah	L	42-44
F13	at Southern	L	41-47
F19	at Georgia Teachers	L	47-65
F21	Southern	W	55-48
F24	Stetson	W	41-38
F28	Erskine College	W	49-48

1-First game played at West Campus Gymnasium in Tallahassee, Fla.

## 1948-49

Record: 12-12 H: 8-3 A: 3-7 N: 1-2

Dixie: 6-6

D7	* Mississippi College	W	53-21
D10	Southern	W	46-38
D11	Southern	W	63-45
D15	at Troy State	W	68-64
D28	* at Lambuth College	L	50-57
D29	at Union	L	52-56
D30	at Southwestern-Memphis	L	47-54
J5	* Stetson	W	49-40
J14	* at Stetson	W	40-36
J15	* at Tampa	L	51-63
J18	* Mercer	L	56-65
J21	Troy State	W	63-45
J27	* at Oglethorpe	L	52-64
J28	* at Mercer	L	59-62
F2	* Tampa	W	60-58
F4	* at Mississippi College	L	46-57
F5	* at Millsaps College	W	49-46
F12	* Oglethorpe	W	47-46
F18	Sewanee	L	35-43
F19	Sewanee	W	47-39
F23	Birmingham Southern	L	44-50
F28	vs Mercer	L	52-46
M1	vs Tampa	L	47-58
M2	vs Lambuth College <sup>1</sup>	L	49-63

1-Dixie Conference Tournament at Jackson, Miss.

## 1949-50

Record: 15-10 H: 10-2 A: 5-7 N: 0-1

Dixie: 6-3

D5	* Mississippi College	W	43-24
D6	* Mississippi College	W	51-45
D10	Troy State	W	61-27
D15	College of Charleston	W	72-37
D19	vs Central College	L	50-62
D20	at Drury College	L	52-59
D21	at SW Missouri State	L	34-79
J12	at Tampa	L	60-80
J13	* at Florida Southern	L	65-71
J14	* at Florida Southern	L	48-59
J17	* Mercer	W	57-45
J20	* at Howard	W	59-58
J21	at Birmingham Southern	L	45-55
J26	* Millsaps College	W	62-45
J28	Stetson	L	(OT) 61-70
F1	* at Mercer	L	61-69
F4	* Howard	W	50-39
F10	David Lipscomb	W	57-53
F11	Tampa	W	58-56
F15	at Troy State	W	79-71
F17	at Sewanee	W	80-59
F18	at Sewanee	W	85-65
F23	at Stetson	W	74-68
F28	Florida Southern <sup>1</sup>	L	56-68
M1	Mississippi College <sup>1</sup>	W	72-63

1-Dixie Conference Tournament at Tallahassee, Fla.

## 1950-51

Record: 18-9 H: 7-2 A: 6-6 N: 5-1

Dixie: 7-0/1st Place/Regular Season Champion

Postseason: NAIB Fourth Round

D9	at Col. of Charleston	W	74-54
D11	* at Mercer	W	55-52
D14	Conn. State Teachers	W	(OT) 76-68
D15	* Howard	W	60-44
D16	* at Florida Southern	W	86-55
D19	at Miami	L	61-80
J5	at Lipscomb College	L	73-86
J9	Mississippi	W	63-58
J12	Stetson	L	66-67
J13	* Florida Southern	W	44-41
J17	Tampa	W	80-69
J19	* at Howard	W	58-51
J25	at Tampa	L	66-76
J27	at Stetson	L	53-71
F1	at Rollins College	W	60-57
F9	Loyola New Orleans	L	65-75
F14	at Mississippi	L	75-79
F15	* at Mississippi College	W	77-54
F17	* Mercer	W	69-64
F23	Rollins College	W	62-45
F27	vs Howard <sup>1</sup>	W	64-54
F28	at Mercer <sup>1</sup>	L	65-69
M2	vs Stetson	L	65-58
M3	vs Georgia Teachers <sup>2</sup>	W	69-67
M12	vs South Dakota State <sup>3</sup>	W	85-70
M14	vs Pepperdine <sup>3</sup>	W	61-59
M15	vs Millikin <sup>3</sup>	L	60-91

1-Dixie Conference Tournament at Macon, Ga.; 2-NAIB District 25 Tournament at Jacksonville, Fla.; 3-NAIB National Tournament at Kansas City, Mo.

## 1951-52

Record: 5-20 H: 3-6 A: 1-9 N: 1-5

N26	at Parris Island USMC	L	46-78
D8	Culver-Stockton	L	56-59
D10	at Mississippi State	L	47-75
D12	at Mississippi Southern	L	43-84
D14	Mississippi Southern	L	70-78
D19	at Spring Hill College	L	54-64
D21	vs Sewanee <sup>1</sup>	L	48-58
D27	vs Georgia <sup>2</sup>	L	50-79
D28	vs Clemson <sup>2</sup>	L	56-62
D29	vs Florida <sup>2</sup>	L	51-61
J5	at Loyola-New Orleans	L	52-74
J11	at Miami	L	56-93
J15	at Tampa	W	72-66
J16	at Florida Southern	L	51-54
J19	Georgia Teachers	L	75-93
J23	Florida Southern	W	72-53
J26	Parris Island USMC	L	62-64
F1	Rollins College	W	74-71
F7	at Stetson	L	48-58
F8	at Rollins College	L	55-69
F11	Miami	L	63-76
F16	Tampa	W	79-60
F23	Stetson	L	64-66
F29	vs Miami <sup>3</sup>	W	73-70
M1	vs Tampa <sup>3</sup>	L	57-78

1-at Tampa, Fla.; 2-Gator Bowl Tournament at Jacksonville, Fla.;

3-NAIB District 25 Tournament at DeLand, Fla.

## 1952-53

Record: 11-11 H: 6-2 A: 4-9 N: 1-0

Postseason: NAIB Second Round

D5	at Mercer	L	61-76
D6	at Georgia Teachers	W	68-63
D12	Rollins College	W	90-83
D13	Mercer	W	(OT) 77-76
D15	Central College	L	59-62
D19	at Sewanee	L	58-69
D20	Mississippi State	W	82-52
J6	Loyola-New Orleans	L	66-72
J9	at Miami	L	63-93
J12	at Tampa	L	73-77
J13	at Florida Southern	W	71-69
J31	at Rollins College	L	79-82
F2	at Memphis State	L	73-87
F4	at Arkansas State	L	77-88
F10	Stetson	W	76-66
F13	at Florida Southern	W	79-77
F14	Tampa	W	83-74
F21	at Loyola-New Orleans	L	77-85
F23	Miami	W	81-75
F25	at Stetson	W	83-79
F27	vs Mercer <sup>1</sup>	W	87-77
F28	at Stetson <sup>1</sup>	L	81-94

1-NAIB District 25 Tournament at DeLand, Fla.

## 1953-54

Record: 13-7 H: 9-2 A: 4-5

D4	at Mississippi State	L	75-87
D8	Mercer	W	72-70
D11	Georgia Teachers	W	66-58

D16	Jacksonville State	W	72-61
D18	Stetson	W	74-71
D19	Spring Hill College	L	60-69
J6	Tampa	W	74-58
J7	Loyola-New Orleans	L	76-80
J9	at Miami	L	61-78
J11	at Rollins College	W	82-72
J12	at Tampa	W	73-63
J13	at Florida Southern	W	98-80
J16	at Stetson	L	60-82
J19	Rollins College	W	85-68
J21	Florida Southern	W	99-71
J30	at Mercer	L	63-70
F5	Miami	W	76-69
F13	at Loyola-New Orleans	L	72-88
F17	at Georgia Teachers	W	89-85
F20	Arkansas State	W	78-68

## 1954-55

Record: 22-4 H: 12-0 A: 7-2 N: 3-2

Florida Intercollegiate: 10-0/1st Place

Postseason: NAIB Fourth Round

D4	Jacksonville State	W	103-76
D6	Georgia Teachers	W	75-67
D14	* Tampa	W	90-62
D18	* Stetson	W	94-79
D20	* Miami	W	71-66
D27	vs Florida <sup>1</sup>	L	79-82
D28	vs Georgia <sup>1</sup>	W	97-87
J3	(17) at Duke	L	75-97
J7	* at Florida Southern	W	73-69
J8	* vs Tampa <sup>2</sup>	W	96-61
J15	Georgia	W	90-81
J18	at Spring Hill College	W	81-72
J19	at Mississippi State	W	91-76
J29	* at Stetson	W	84-73
J31	* Rollins College	W	86-74
F7	* Florida Southern	W	84-63
F14	at Georgia	W	(OT) 88-79
F16	* at Rollins College	W	110-82
F19	at Loyola-New Orleans	L	95-101
F21	Mississippi State	W	102-86
F23	Loyola-New Orleans	W	87-84
F25	* at Miami <sup>3</sup>	W	86-80
F28	Stetson <sup>4</sup>	W	86-77
M1	Georgia Teachers College <sup>5</sup>	W	91-83
M7	vs Montana State <sup>5</sup>	W	93-84
M9	vs Beloit College <sup>5</sup>	L	88-110

1-Gator Bowl Tournament at Jacksonville, Fla.; 2-at Clearwater, Fla.; 3-Florida Intercollegiate Conference Championship at Miami, Fla.; 4-NAIB District 25 Tournament at Tallahassee, Fla.; 5-NAIB National Tournament at Kansas City, Mo.

## 1955-56

Record: 16-9 H: 9-0 A: 5-5 N: 2-4

Florida Intercollegiate: 9-1/1st Place

D1	(3) at NC State	L	63-88
D3	at East Tennessee State	L	54-79
D5	* Rollins College	W	101-67
D10	* Stetson	W	91-78
D13	* at Tampa	W	89-67
D16	Morningside College	W	104-83
D19	vs. Clemson <sup>1</sup>	L	76-94
D20	vs. Boston University <sup>1</sup>	W	86-52
D21	vs. Mississippi State <sup>1</sup>	L	71-79
D28	vs. West Virginia <sup>2</sup>	L	69-78
D29	vs. Santa Clara <sup>2</sup>	L	59-61
D30	vs New York	W	85-83
J7	* Miami	W	78-76
J9	* at Rollins College	W	71-70
J13	at Georgia	W	79-76
J14	at Georgia Teachers	L	81-90
J16	Loyola New Orleans	W	85-75
F6	Troy State	W	90-65
F7	* Tampa	W	88-73
F13	* Florida Southern	W	92-74
F18	* at Florida Southern	W	85-81
F20	* at Stetson	W	89-83
F25	at Miami <sup>3</sup>	L	85-91
M3	at Loyola New Orleans	L	72-75
M5	Georgia	W	80-75

1-Carousel Tournament at Charlotte, N.C.; 2-Orange Bowl

Tournament at Miami, Fla.; 3-Florida Intercollegiate Conference

Championship at Miami, Fla.

## 1956-57

Record: 9-17 H: 6-5 A: 2-11 N: 1-1

Florida Intercollegiate: 5-5			
D1	at Duquesne	L	55-70
D3	at Steubenville	L	64-79
D4	(13) at West Virginia	L	54-89
D8	at Bradley	L	66-90
D10	at Florida	L	65-67
D13	Texas A&M <sup>1</sup>	L	74-83
D15	East Tennessee State	L	58-65
J1	Georgia	L	68-72
J2	vs Morehead State	L	75-97

J3	vs Furman <sup>2</sup>	W	108-96
J10	at NC State	L	58-63
J12	* Miami	L	77-85
J14	* at Stetson	L	70-97
J19	* Stetson	W	104-86
J21	at Georgia	W	86-63
F2	* at Tampa	W	84-66
F4	* Rollins College	W	97-94
F5	* at Florida Southern	L	63-78
F11	* Florida Southern	L	67-73
F16	* Rollins College	W	96-79
F18	Mississippi Southern	W	81-72
F20	Loyola New Orleans	W	79-77
F23	* at Miami	L	82-98
F25	* Tampa	W	88-57
M1	at Centenary College	L	74-92
M2	at Loyola New Orleans	L	58-83

1-First game played at Tully Gymnasium on Florida State

University campus; 2-Senior Bowl Tournament at Mobile, Ala.

## 1957-58

Record: 9-16 H: 8-3 A: 0-12 N: 1-1

D2	Tennessee Tech	W	74-71
D7	Murray State	W	84-60
D9	at Tennessee	L	57-74
D11	at Florida	L	70-71
D14	at Furman	L	89-95
D17	at Loyola	L	56-82
D18	at Louisiana State	L	65-67
J1	vs The Citadel <sup>1</sup>	L	57-59
J2	vs Georgia <sup>1</sup>	W	92-80
J6	Loyola New Orleans	L	67-79
J9	Tampa	W	72-53
J13	(18) at Memphis State	L	56-59
J16	Stetson	W	77-60
J18	Miami	W	71-70
J31	(1) at West Virginia	L	51-103
F1	at Marshall	L</	

# ALL-TIME FSU SCORES

F11	Rollins College	W	101-58
F13	at Furman	W	105-98
F15	at The Citadel	L	60-100
F22	Loyola New Orleans	W	69-50
F27	(9) at Miami	L	89-107
F29	Georgia	W	95-82

1-Gator Bowl Tournament at Jacksonville, Fla.

## 1960-61

Record: 14-10 H: 8-1 A: 6-7 N: 0-2

D1	Tampa	W	88-60
D3	(20) at Kentucky	W	63-58
D5	at Vanderbilt	L	55-75
D10	(11) at Auburn	L	57-74
D12	Clemson	W	74-57
D14	Florida	L	67-74
D17	at South Carolina	L	72-81
D19	at Clemson	W	65-64
D28	vs Georgia <sup>1</sup>	L	56-62
J4	at Tennessee	L	(OT) 68-70
J9	Loyola New Orleans	W	73-55
J14	Miami	W	89-78
J17	vs Auburn <sup>2</sup>	L	67-74
J28	at Rollins College	W	78-70
J31	Alabama	W	68-57
F6	The Citadel	W	83-77
F11	Valdosta State	W	86-66
F16	at Georgia	W	77-68
F18	at The Citadel	L	66-79
F20	Furman	W	99-57
F22	at Florida	L	74-75
F24	at Tampa	W	116-95
F25	at Miami	L	73-75
F28	at Loyola New Orleans	W	72-68

1-Gator Bowl Tournament at Jacksonville, Fla.; 2-Game played at Columbus, Ga.

## 1961-62

Record: 15-8 H: 8-2 A: 7-6

D2	(1) at Ohio State	L	57-72
D4	at Wisconsin	L	63-64
D6	Rice	W	76-66
D7	at Florida	W	85-71
D9	at Auburn	W	56-52
D14	Clemson	L	(2OT) 77-82
D16	at Tennessee	W	69-62
D30	Auburn	L	57-62
J4	Oklahoma City	W	99-74
J6	at Furman	L	64-67
J8	at Clemson	L	69-75
J11	Rollins College	W	110-53
J13	Miami	W	65-60
J31	at Alabama	L	57-72
F3	at Oklahoma City	W	81-79
F5	at Houston	L	76-84
F8	Valdosta State	W	72-42
F12	Tampa	W	91-71
F15	at Georgia	W	71-62
F21	Florida	W	79-56
F24	at Miami	W	83-80
F26	at Tampa	W	123-92
M2	Georgia	W	101-69

## 1962-63

Record: 15-10 H: 8-3 A: 4-7 N: 3-0

D1	Tampa	W	92-60
D3	Valdosta State	W	65-42
D6	Florida	L	59-80
D8	at Auburn	L	47-65
D10	Alabama	W	72-63
D12	at Kentucky	L	54-83
D21	Auburn	L	(2OT) 70-77
D22	Richmond	L	56-62
D27	vs Georgia <sup>1</sup>	W	77-69
D28	vs Alabama <sup>1</sup>	W	49-48
D29	vs Georgia Southern <sup>1</sup>	W	79-60
J2	at Tennessee	L	65-66
J3	at UT - Chattanooga	W	72-55
J12	Miami	W	(OT) 77-74
J14	Georgia	W	88-54
J17	at Georgia	L	76-90
J19	(7) at Georgia Tech	L	55-70
J23	at Florida	L	86-94
J26	Houston	W	76-69
J28	at Alabama	W	(OT) 63-61
F5	at Valdosta State	W	61-56
F9	Stetson	W	73-57
F11	Centenary College	W	82-68
F23	at Miami	L	70-99
F25	at Tampa	W	80-58

## 1963-64

Record: 11-14 H: 9-1 A: 1-12 S: 1-1

D3	at Florida	L	55-78
D7	Auburn	W	69-67
D9	at Alabama	L	53-62

D11	at Rice	L	81-102
D12	at Texas Christian	L	60-66
D21	Tampa	W	107-61
D23	Tulsa	W	91-76
D26	vs Air Force <sup>1</sup>	L	53-78
D27	vs Manhattan College <sup>1</sup>	W	85-81
J2	at Richmond	L	65-69
J4	at Virginia Military	L	72-83
J11	Miami	W	80-78
J16	Memphis State	W	91-90
J18	Georgia	W	64-63
J23	Florida	L	50-52
J28	at Auburn	L	59-63
J29	Alabama	W	95-77
F6	Furman	W	57-48
F8	at Centenary College	L	72-79
F10	at Memphis State	L	71-84
F15	at Georgia Tech	L	(OT) 73-77
F22	Jacksonville	W	101-77
F27	at Stetson	W	80-60
F29	at Miami	L	80-82
M3	at Georgia	L	70-85

1-Gator Bowl Tournament at Jacksonville, Fla.

## 1964-65

Record: 16-10 H: 9-1 A: 4-5 N: 3-4

D1	Valdosta State	W	81-57
D3	Virginia Military	W	76-72
D5	at Auburn	L	68-92
D7	at Alabama	L	73-76
D9	Florida	W	51-50
D18	vs Oklahoma State <sup>1</sup>	L	56-60
D19	vs Baylor <sup>1</sup>	W	82-64
D22	vs Tennessee <sup>2</sup>	L	43-65
D26	at Tulsa	W	74-72
D28	vs DePaul <sup>3</sup>	L	44-52
D29	vs Creighton <sup>3</sup>	L	77-85
D30	vs Rice <sup>3</sup>	W	81-56
J7	at Georgia	W	(OT) 64-55
J9	Miami	W	67-66
J16	Memphis State	W	74-61
J20	Georgia Tech	W	72-65
J25	Auburn	W	58-55
J30	Alabama	L	66-75
F4	vs Duquesne <sup>4</sup>	W	62-58
F7	at Memphis State	W	81-70
F10	Jacksonville	W	97-74
F15	at Georgia Tech	L	76-77
F20	at Tampa	W	71-64
F23	at Florida	L	65-77
M1	at Miami	L	75-82
M6	Georgia	W	85-83

1-Vanderbilt Invitational at Nashville, Tenn.; 2-Game played at Memphis, Tenn.; 3-AII-College Tournament at Oklahoma City, Okla.; 4-Game played at Baltimore, Md.

## 1965-66

Record: 15-11 H: 13-1 A: 1-8 N: 1-2

D1	Lamar Tech	W	73-68
D2	Valdosta State	W	69-68
D6	Tampa	W	121-57
D8	at Florida	L	62-75
D16	at North Carolina	L	80-115
D18	Cal-Santa Barbara	W	62-61
D20	vs Virginia Military <sup>1</sup>	W	66-64
D21	vs Auburn <sup>1</sup>	L	58-59
D27	vs Auburn <sup>2</sup>	L	64-80
J3	at Georgia	L	57-63
J7	Miami	W	78-62
J10	Loyola New Orleans	W	73-53
J15	Memphis State	W	67-63
J18	Florida	L	65-74
J24	at Jacksonville	L	86-90
J28	Panama Nationals	W	96-73
J31	Georgia Tech	W	71-66
F5	at Memphis State	L	66-81
F7	at Loyola New Orleans	L	62-63
F10	Jacksonville	W	78-49
F14	at Georgia Tech	L	88-95
F19	Samford	W	77-66
F24	Florida Southern	W	99-54
F26	at Tampa	W	99-70
F28	at Miami	L	90-112
M5	Georgia	W	87-69

1-Tampa Holiday Invitational at Tampa, Fla.; 2-Game played at Pensacola, Fla.

## 1966-67

Record: 11-15 H: 7-3 A: 3-6 N: 1-6

D1	Valdosta State	W	62-58
D5	Rice	W	76-72
D7	at Florida	L	30-50
D9	vs Kansas <sup>1</sup>	L	48-62
D10	at Kansas State <sup>1</sup>	L	58-81
D16	vs Richmond <sup>2</sup>	L	76-80
D17	vs Eastern Kentucky <sup>2</sup>	L	59-81
D19	vs The Citadel <sup>3</sup>	W	83-67

D20	(3) vs North Carolina <sup>3</sup>	L	54-81
D27	vs Auburn <sup>4</sup>	L	59-67
D28	vs Alabama <sup>4</sup>	L	79-80
J7	Miami	W	61-60
J14	at Tulane	L	85-87
J16	at Memphis State	L	42-46
J23	Jacksonville	W	81-70
J25	Marshall	L	71-77
J28	Georgia Tech	L	68-75
J30	Tampa	W	109-72
F4	Memphis State	W	55-51
F8	at Jacksonville	W	68-67
F11	Tulane	W	100-90
F18	at Florida Southern	W	84-76
F22	Florida	L	75-90
F25	at Georgia Tech	L	84-102
F27	at Tampa	W	87-84
M1	at Miami	L	90-110

1-Sunflower Classic at Manhattan, Kan.; Virginia Tech Invitational at Blacksburg, Va.; Tampa Holiday Invitational at Tampa, Fla.; Mobile Classic at Mobile, Ala.

## 1967-68

Record: 19-8 H: 12-1 A: 5-6 N: 2-1

Postseason: NCAA First Round			
D2	at Florida Presbyterian	W	90-66
D4	at Ohio State	L	69-76
D7	Florida	L	87-95
D9	Samford	W	104-89
D15	at Marquette <sup>1</sup>	L	58-78
D16	vs Louisiana State <sup>1</sup>	W	130-100
D20	Richmond	W	114-91
D22	Rutgers	W	87-77
D29	vs George Washington <sup>2</sup>	W	94-69
D30	at Evansville <sup>2</sup>	L	67-76
J2	at The Citadel	W	96-75
J6	Stetson	W	111-81
J12	Miami	W	122-93
J16	Jacksonville	W	92-79
J20	at Georgia Tech	W	73-57
J26	Hofstra	W	109-71
J30	Valdosta State	W	81-71
F1	(3) at North Carolina	L	80-86
F3	East Carolina	W	110-100
F7	The Citadel	W	93-50
F10	Florida Southern	W	104-82
F16	at Jacksonville	W	106-65
F21	at Florida	L	64-89
F24	Georgia Tech	W	72-67
F29	at Stetson	W	72-60
M1	at Miami	L	84-96
M9	vs East Tennessee State <sup>3</sup>	L	69-79

1-Milwaukee Classic at Milwaukee, Wis.; 2-Evanville Invitational at Evansville, Ind.; 3-NCAA Midwest Regional First Round at Kent, Ohio

## 1968-69

Record: 18-8 H: 10-3 A: 7-4 N: 1-1

D2	Valdosta State	W	120-75
D6	vs Miami <sup>1</sup>	W	111-84
D7	at Jacksonville <sup>1</sup>	W	93-88
D14	at Virginia Tech	L	74-77
D16	(19) at Louisville	L	78-79
D21	Southern California	W	70-68
D27	(16) Ohio State	L	86-93
D31	New Hampshire	W	104-52
J4	at Jacksonville	L	68-76
J8	at Tulane	W	97-94
J10	Miami	W	86-81
J13	Kent State	L	67-76
J18	Tulane	W	99-90
J20	at Rice	L	80-83
J23	Hawaii	W	92-60
J28	(19) South Carolina	W	87-76
F1	Jacksonville	W	93-89
F3	at Valdosta State	W	84-81
F7	at Clemson	W	70-67
F8	(2) vs North Carolina <sup>2</sup>	L	82-100
F10	Stetson	W	95-67
F15	(17) Dayton	W	79-71
F18	Georgia Tech	L	76-84
F22	at Georgia Tech	W	98-80
F27	at Florida Southern	W	84-79
M1	at Miami	W	(OT) 89-86

1-Civitan Sunshine Classic at Jacksonville, Fla.; 2-Game played at Greensboro, N.C.

## 1969-70

Record: 23-3 H: 12-0 A: 9-2 N: 2-1

Postseason: AP No. 11			
D2	Oregon State	W	69-68
D4	Oregon	W	100-84
D8	at Rollins College	W	107-86
D13	(5) vs North Carolina <sup>1</sup>	L	75-86
D20	Georgetown	W	98-85
D22	(14) Louisville	W	79-69
D27	Texas	W	82-61

D29	vs Army <sup>2</sup>	W	86-51
D30	vs Florida <sup>2</sup>	W	88-63
J2	at Pepperdine	W	121-83
J3	(19) at Southern California	L	68-71
J5	at Arizona	W	87-78
J9	Miami	W	104-63
J17	at Tulane	W	82-77
J22	Clemson	W	122-80
J24	at Georgia Tech	W	89-83
J27	(18) (6) at Jacksonville	W	89-83
J31	(18) Virginia Tech	W	83-73
F5	(12) at Kent State	W	80-79
F7	(12) at Dayton	W	82-76
F10	(9) Florida Southern	W	98-74
F14	(9) Tulane	W	112-77
F18	(8) (6) at Jacksonville	L	81-85
F21	(8) Georgia Tech	W	97-80
F26	(10) at Stetson	W	94-64
F28	(10) at Miami	W	112-96

1-Game played at Greensboro, N.C.; 2-Gator Bowl Tournament at Jacksonville, N.C.

## 1970-71

Record: 17-9 H: 12-2 A: 4-5 N: 1-2

Postseason: NCAA First Round			
D1	at Texas	W	80-78
D3	Biscayne	W	106-70
D5	South Dakota	W	125-65
D7	vs Southern Mississippi	W	117-84
D8	(3) at Jacksonville <sup>1</sup>	L	108-114
D12	Valdosta State	W	111-63
D18	(17) (8) vs Southern California <sup>2</sup>	L	85-94
D19	(17) vs Miami (Ohio) <sup>2</sup>	L	64-67
D23	at Pan American College	W	95-90
D31	Arizona	W	95-85
J2	Pepperdine	W	101-82
J8	Miami	W	114-106
J11	Manhattan College	W	96-68
J13	at Tulane	L	69-88
J16	Samford	W	122-79
J			



# ALL-TIME FSU SCORES

## 1972-73

Record: 18-8 H: 11-1 A: 2-3 N: 5-4

D1	.....	Georgia Southern	W	109-97
D4	.....	vs. Eastern Kentucky <sup>1</sup>	W	87-70
D9	.....	Biscayne	W	97-62
D15	.....	vs. Princeton <sup>2</sup>	L	59-61
D16	.....	vs. Baylor <sup>2</sup>	W	85-67
D22	.....	vs. Alabama <sup>3</sup>	L	68-74
D23	.....	vs. Northwestern <sup>3</sup>	W	91-73
D28	.....	vs. Penn State <sup>4</sup>	W	70-60
D29	.....	vs. Brigham Young <sup>4</sup>	L	77-80
D30	.....	at Oklahoma City <sup>4</sup>	W	94-80
J6	.....	Connecticut	W	91-55
J8	.....	Georgetown	W	101-70
J13	.....	Cincinnati	W	78-74
J17	.....	Stetson	W	84-67
J20	.....	at Jacksonville	L	66-70
J25	.....	at Samford	W	47-34
J27	.....	Southern Mississippi	W	78-73
J29	.....	South Florida	W	95-53
F1	.....	at Virginia Tech	L	82-91
F3	.....	vs. Seton Hall <sup>5</sup>	W	80-61
F10	.....	at Cincinnati	L	62-89
F14	.....	{13}... Jacksonville	W	83-74
F17	.....	{6}... vs. North Carolina <sup>6</sup>	L	79-91
F23	.....	South Alabama	W	86-69
F26	.....	Marshall	L	59-71
M3	.....	Mercer	W	112-94

1-Game played at Louisville, Ky.; 2-Marshall Invitational Tournament at Huntington, W.V.; 3-Dayton Invitational at Dayton, Ohio; 4-All College Tournament at Oklahoma City, Okla.; 5-Games played at New York, N.Y.

## 1973-74

Record: 18-8 H: 10-0 A: 2-6 N: 6-2

N30	.....	Hofstra	W	92-63
D3	.....	Biscayne	W	109-71
D7	.....	vs. Clemson <sup>1</sup>	W	65-58
D8	.....	at Pittsburgh <sup>1</sup>	L	60-82
D10	.....	at Eastern Kentucky	W	93-60
D15	.....	{9}... at Louisville	L	78-90
D18	.....	{12}... Memphis State	W	88-80
D21	.....	vs. Western Kentucky <sup>2</sup>	W	107-87
D22	.....	vs. Wake Forest <sup>2</sup>	W	66-48
D27	.....	vs. Indiana State <sup>3</sup>	L	92-93
D28	.....	vs. Wisconsin Milwaukee <sup>3</sup>	W	84-82
J4	.....	vs. Texas A&M <sup>4</sup>	W	99-79
J5	.....	at Houston <sup>4</sup>	L	74-79
J10	.....	Virginia Tech	W	85-80
J14	.....	vs. Georgia Southern <sup>5</sup>	W	92-89
J19	.....	at South Florida	L	{OT} 94-95
J21	.....	at Southern Illinois	L	73-77
J24	.....	Jacksonville	W	78-74
F1	.....	{17}... New Mexico	W	90-71
F6	.....	Canisius College	W	91-74
F9	.....	South Florida	W	118-84
F13	.....	at Jacksonville	L	89-113
F16	.....	{4}... vs. North Carolina <sup>6</sup>	L	85-104
F23	.....	South Alabama	W	105-63
F26	.....	Fairleigh Dickinson	W	86-58
M4	.....	at South Alabama	W	96-91

1-Steel Bowl Tournament at Pittsburgh, Pa.; 2-Big Sun Classic at St. Petersburg, Fla.; 3-Mercer Classic Tournament at Macon, Ga.; 4-Bluebonnet Classic at Houston, Texas; 5-Game played at Savannah, Ga.; 6-Game played at Greensboro, N.C.

## 1974-75

Record: 18-8 H: 15-1 A: 0-7 N: 3-0

N30	.....	Valdosta State College	W	81-74
D3	.....	Illinois State	W	72-70
D7	.....	Marshall	W	90-63
D9	.....	{16}... at Memphis State	L	69-70
D14	.....	{4}... Louisville	L	75-84
D18	.....	Cal State Bakersfield	W	96-66
D21	.....	Ohio	W	67-60
D26	.....	{15}... vs. Purdue <sup>1</sup>	W	69-66
D27	.....	{4}... at Louisville <sup>1</sup>	L	61-79
J4	.....	Eastern Kentucky	W	107-75
J7	.....	Wisconsin-Milwaukee	W	104-82
J11	.....	Biscayne	W	88-59
J15	.....	at South Florida	L	71-77
J18	.....	Hofstra	W	107-71
J20	.....	vs. Biscayne <sup>2</sup>	W	95-85
J25	.....	at Canisius College	L	75-81
J27	.....	at New Mexico	L	{OT} 78-84
F1	.....	UT - Chattanooga	W	111-70
F6	.....	Jacksonville	W	63-55
F9	.....	vs. Georgia Southern	W	101-77
F13	.....	Georgia State <sup>3</sup>	W	81-72
F19	.....	at Jacksonville	L	71-76
F22	.....	Georgia Southern	W	104-71
F24	.....	Mercer	W	91-68
F28	.....	South Florida	W	77-64
M5	.....	at Stetson	L	54-63

1-Holiday Classic at Louisville, Ky.; 2-Game played at Fort Lauderdale, Fla.; 3-Game played at Savannah, Ga.

## 1975-76

Record: 21-6 H: 13-0 A: 6-2 N: 2-4

D2	.....	Rollins College	W	90-47
D6	.....	at Eastern Kentucky	W	65-59
D8	.....	{1}... vs. Indiana <sup>1</sup>	L	59-83
D11	.....	Stetson	W	81-71
D13	.....	Palm Beach Atlantic	W	109-52
D19	.....	vs. South Florida <sup>2</sup>	W	78-71
D20	.....	{8}... vs. Alabama <sup>2</sup>	L	72-76
D26	.....	{13}... vs. Washington <sup>3</sup>	L	54-69
D29	.....	vs. Oregon State <sup>3</sup>	L	75-78
D30	.....	vs. Colorado State <sup>3</sup>	W	84-54
J8	.....	Western Kentucky	W	88-80
J10	.....	at Jacksonville	W	77-57
J14	.....	Baptist College	W	107-64
J17	.....	Memphis State	W	100-79
J20	.....	at South Florida	W	76-72
J24	.....	Southwestern Louisiana	W	110-70
J31	.....	at Georgia State	W	66-58
F2	.....	at Illinois State	L	{OT} 80-82
F7	.....	South Florida	W	88-62
F12	.....	Illinois State	W	109-81
F14	.....	at Madison	W	85-65
F18	.....	Jacksonville	W	74-65
F21	.....	Georgia State	W	92-70
F24	.....	Valdosta State	W	106-61
F28	.....	Mercer	W	90-76
M4	.....	at Southwestern Louisiana	W	68-65
M6	.....	{18}... at Dayton	L	81-95

1-Game played at Indianapolis, Ind.; 2-Big Sun Classic at St. Petersburg, Fla.; 3-Far West Classic at Portland, Ore.

## 1976-77

Record: 16-11 H: 8-2 A: 5-6 N: 3-3

Metro: 0-2/5th Place/5-7 record against designated opponents				
N26	.....	vs. Toledo <sup>1</sup>	W	70-66
N27	.....	at Clemson <sup>1</sup>	L	92-108
N30	.....	Missouri Western State	W	109-80
D4	.....	Austin Peay State	W	97-86
D11	.....	at Missouri	L	63-65
D17	.....	vs. Santa Clara <sup>2</sup>	W	94-80
D18	.....	{5}... at San Francisco <sup>2</sup>	L	87-93
D29	.....	vs. Army <sup>3</sup>	W	71-72
D30	.....	at Vermont <sup>3</sup>	W	76-67
J3	.....	{14}... * at Louisville	L	{OT} 75-78
J5	.....	at Western Kentucky	W	93-73
J8	.....	Troy State	W	83-69
J12	.....	Madison	W	69-66
J15	.....	{18}... * at Memphis State	L	75-81
J20	.....	at South Florida	W	97-74
J22	.....	South Alabama	W	115-86
J26	.....	at Jacksonville	L	70-77
J29	.....	UNC-Charlotte	L	65-76
J31	.....	at Mercer	W	{OT} 66-65
F5	.....	Baptist College	W	139-72
F7	.....	{3}... vs. Kentucky <sup>4</sup>	L	57-97
F12	.....	at Stetson	W	{OT} 87-80
F18	.....	vs. Dayton <sup>5</sup>	W	76-71
F23	.....	Jacksonville	L	64-70
F26	.....	South Florida	W	103-72
M1	.....	Oral Roberts	W	91-87
M3	.....	vs. Georgia Tech <sup>6</sup>	L	67-72

1-IPAY Classic at Clemson, S.C.; 2-Cable Car Classic at San Francisco, Calif.; 3-Vermont Classic at Burlington, Vt.; 4-Game played at Louisville, Ky.; 5-Game played at St. Petersburg, Fla.; 6-Metro Conference Tournament at Memphis, Tenn.

## 1977-78

Record: 23-6 H: 10-1 A: 6-2 N: 7-3

Metro: 12-1/1st Place				
Postseason: NCAA First Round; AP No. 15				
N28	.....	Rollins College	W	83-59
D1	.....	Troy State	W	110-82
D5	.....	Saint Leo College	W	90-49
D9	.....	vs. South Florida <sup>1</sup>	W	76-67
D10	.....	vs. Seton Hall <sup>1</sup>	W	94-63
D16	.....	vs. Texas A&M <sup>2</sup>	W	100-77
D17	.....	vs. Navy <sup>2</sup>	W	82-55
D23	.....	vs. Missouri <sup>3</sup>	W	97-64
D27	.....	{18}... {11}... * at Cincinnati	L	75-77
D30	.....	{18}... * vs. Tulane <sup>4</sup>	W	71-56
D31	.....	{18}... * vs. Minnesota <sup>4</sup>	L	74-88
J7	.....	* at Tulane	W	87-85
J11	.....	Fairleigh Dickinson	W	85-43
J14	.....	* Tulane	W	103-85
J17	.....	* Cincinnati	W	76-66
J22	.....	{9}... * at Louisville	W	70-66
J26	.....	{17}... * Saint Louis	W	88-75
F2	.....	{15}... South Alabama	L	56-58
F4	.....	{15}... * at Saint Louis	W	72-68
F6	.....	{15}... * at Memphis State	W	95-89
F11	.....	{16}... Memphis State	W	89-82
F13	.....	{16}... at UNC Charlotte	L	79-88
F17	.....	{14}... {9}... * Louisville	W	81-70
F21	.....	{12}... * Georgia Tech	W	78-72
F25	.....	{12}... * at Georgia Tech	W	85-82

F27	.....	{12}... at Oral Roberts	W	{OT} 80-76
M3	.....	{11}... vs. Georgia Tech <sup>7</sup>	W	71-69
M4	.....	{21}... {20}... vs. Louisville <sup>8</sup>	L	93-94
M11	.....	{13}... {1}... vs. Kentucky <sup>9</sup>	L	76-85

1-Big Sun Tournament at St. Petersburg, Fla.; 2-Birmingham Classic at Birmingham, Ala.; 3-Game played at Orlando, Fla.; 4-Pillsbury Holiday Classic at Bloomington, Minn.; 5-Metro Conference Tournament at Cincinnati, Ohio; 6-NCAA Midwest Regional First and Second Rounds at Knoxville, Tenn.

## 1978-79

Record: 19-10 H: 9-1 A: 7-7 N: 3-2

Metro: 7-3/3rd Place				
N27	.....	Eckerd College	W	116-71
N30	.....	Western Kentucky	W	70-59
D4	.....	at Auburn	W	71-70
D9	.....	vs. Florida <sup>1</sup>	W	68-61
D18	.....	Florida Southern	W	106-75
D22	.....	at Dayton <sup>2</sup>	L	80-97
D23	.....	vs. Penn State <sup>2</sup>	L	57-64
D31	.....	at Alabama Birmingham	W	85-66
J3	.....	at Jacksonville	W	68-71
J5	.....	vs. Georgia Southern <sup>3</sup>	W	96-83
J6	.....	at Old Dominion <sup>3</sup>	L	{2OT} 76-80
J10	.....	* at Tulane	L	60-74
J12	.....	* at Saint Louis	W	61-59
J18	.....	* at Memphis State	W	{OT} 93-86
J20	.....	{7}... * Louisville	L	65-67
J23	.....	Georgia Tech	W	79-73
J25	.....	at George Washington	W	71-68
J27	.....	* at Cincinnati	W	80-77
J29	.....	* Tulane	W	89-84
J31	.....	{6}... * at Louisville	L	71-84
F3	.....	Jacksonville	W	84-81
F6	.....	at South Alabama	L	61-78
F10	.....	at Georgia Tech	L	72-75
F12	.....	* Saint Louis	W	84-79


F17	.....	* Cincinnati	W	76-71
F25	.....	* Memphis State	W	90-87
M1	.....	vs. Tulane <sup>4</sup>	W	101-92
M2	.....	at Memphis State <sup>4</sup>	W	35-34
M3	.....	vs. Virginia Tech <sup>4</sup>	L	60-68

1-Game played at Jacksonville, Fla.; 2-Dayton Invitational at Dayton, Ohio; 3-Old Dominion Classic at Norfolk, Va.; 4-Metro Conference Tournament at Memphis, Tenn.

## 1979-80

Record: 22-9 H: 10-3 A: 7-5 N: 5-1

Metro: 7-5/4th Place				
Postseason: NCAA Second Round				
N30	.....	Florida A&M	W	101-63
D2	.....	Jacksonville	L	76-77
D4	.....	at South Florida	W	89-71
D8	.....	vs. Florida <sup>1</sup>	W	87-70
D20	.....	Minnesota	W	112-91
D29	.....	at Western Kentucky	W	67-65
D31	.....	* vs. Tulane <sup>2</sup>	W	108-97
J4	.....	* at Saint Louis	W	75-73
J7	.....	South Florida	W	84-69
J10	.....	* at Memphis State	W	74-69
J12	.....	* at Tulane	L	79-80
J14	.....	South Carolina Aiken	W	82-69
J19	.....	at Marquette	L	64-74
J21	.....	* Virginia Tech	L	77-79
J27	.....	{7}... * at Florida Southern	L	73-79
F2	.....	* at Cincinnati	W	54-52
F4	.....	Auburn	W	73-69
F7	.....	* Memphis State <sup>3</sup>	W	55-54
F9	.....	* Cincinnati	W	77-74
F11	.....	at Florida Southern	W	85-78
F14	.....	* Saint Louis	W	71-69
F16	.....	at Jacksonville	W	64-55
F18	.....	Cleveland State	W	86-83
F20	.....	Alabama Birmingham	W	89-87



Rodney Dobard, who helped the Seminoles advance to the Elite Eight of the 1993 NCAA Tournament, is Florida State's all-time leader with 239 blocked shots. He is also ranked fourth in school history with a career field goal shooting percentage of .585 and scored 1,058 points during his four-year career.

# ALL-TIME FSU SCORES

F22.....	* at Virginia Tech.....	L.....	76-78
F24.....	(2)..... * Louisville.....	L.....	75-83
F28.....	vs Tulane.....	W.....	85-73
F29.....	vs Cincinnati <sup>1</sup> .....	W..... (20T)	79-69
M1.....	(4)..... at Louisville <sup>1</sup> .....	L.....	72-81
M7.....	vs Toledo <sup>2</sup> .....	W.....	94-91
M9.....	(4)..... vs Kentucky <sup>2</sup> .....	L.....	78-97

1-Game played at Jacksonville, Fla.; 2-Game played at Miami, Fla.; 3-Game forfeited by Memphis State; 4-Metro Conference Tournament at Louisville, Ky.; 5-NCAA Mideast First and Second Round at Bowling Green, Ky.

## 1980-81

Record: 17-11 H: 8-2 A: 5-6 N: 4-3

Metro: 7-5/2nd Place

N28.....	Central Florida.....	W.....	57-41
D2.....	at Minnesota.....	L.....	66-79
D6.....	Jacksonville.....	W.....	59-57
D13.....	vs Florida <sup>1</sup> .....	L..... (20T)	74-81
D17.....	at Auburn.....	L.....	74-78
D19.....	vs Missouri <sup>2</sup> .....	W.....	68-64
D20.....	vs Georgia <sup>2</sup> .....	W.....	64-62
D31.....	vs South Carolina <sup>3</sup> .....	L.....	78-80
J3.....	* Memphis State.....	W.....	84-66
J5.....	* at Cincinnati.....	W.....	79-77
J10.....	Baptist College.....	W.....	87-60
J12.....	* at Virginia Tech.....	L..... (OT)	70-80
J17.....	* at Louisville.....	L.....	78-98
J20.....	at Jacksonville.....	W.....	59-50
J24.....	* Tulane.....	W.....	79-61
J26.....	at Florida.....	W.....	82-71
J31.....	* at Tulane.....	W.....	74-68
F4.....	* at Saint Louis.....	L.....	71-72
F7.....	* Louisville.....	L..... (OT)	73-82
F9.....	* Saint Louis.....	W.....	70-57
F14.....	* Cincinnati.....	L.....	79-80
F16.....	* Virginia Tech.....	W.....	80-76
F18.....	at South Carolina.....	L.....	70-83
F21.....	Florida A&M.....	W.....	92-79
F28.....	* at Memphis State.....	W.....	80-78
M1.....	vs Marquette <sup>4</sup> .....	W.....	81-78
M5.....	vs Saint Louis <sup>5</sup> .....	W.....	84-77
M6.....	vs Cincinnati <sup>6</sup> .....	W.....	57-58

1-Game played at Jacksonville, Fla.; 2-Cotton States Classic at Atlanta, Ga.; 3-Game played at Miami, Fla.; 4-Game played at Tampa, Fla.; 5-Metro Conference Tournament at Louisville, Ky.

## 1981-82

Record: 11-17 H: 5-8 A: 3-6 N: 3-3

Metro: 4-8/6th Place

N29.....	Florida A&M <sup>1</sup> .....	W.....	81-67
D1.....	vs Georgia.....	L.....	67-70
D4.....	vs Jacksonville.....	W..... (OT)	94-93
D5.....	vs South Florida <sup>2</sup> .....	L.....	67-82
D9.....	Jacksonville <sup>2</sup> .....	L.....	80-83
D12.....	vs Florida <sup>3</sup> .....	L.....	65-81
D19.....	Auburn.....	L.....	76-77
D22.....	at South Carolina.....	W.....	82-77
D29.....	vs UNC-Charlotte <sup>4</sup> .....	W.....	76-73
D30.....	at Dayton <sup>5</sup> .....	L.....	79-93
J4.....	(14)..... * at Louisville.....	L.....	57-79
J9.....	* at Memphis State.....	L.....	63-90
J11.....	Florida.....	W.....	82-67
J14.....	* at Saint Louis.....	W.....	75-74
J16.....	* at Virginia Tech.....	W.....	69-65
J23.....	* Saint Louis.....	W.....	89-73
J25.....	Saint Leo College.....	W.....	101-74
J27.....	at Jacksonville.....	L..... (OT)	79-80
J30.....	* Louisville.....	W.....	71-65
F1.....	* at Tulane.....	L.....	53-66
F10.....	* Tulane.....	L.....	61-62
F13.....	* Memphis State.....	L.....	60-62
F20.....	* at Cincinnati.....	L.....	83-84
F22.....	South Carolina.....	L.....	84-87
F25.....	* Virginia Tech.....	L.....	76-77
F27.....	* Cincinnati.....	L.....	71-73
M5.....	vs Tulane.....	W.....	54-49
M6.....	vs Louisville <sup>6</sup> .....	L.....	73-97

1-First game played at Tallahassee Leon County Civic Center; 2-Florida Four Tournament at Tampa, Fla.; 3-Game played at Jacksonville, Fla.; 4-Dayton Invitational at Dayton, Ohio; 5-Metro Conference Tournament at Memphis, Tenn.

## 1982-83

Record: 14-14 H: 8-5 A: 4-7 N: 2-2

Metro: 6-8/5th Place

N29.....	Saint Leo College.....	W.....	92-54
D1.....	at Auburn.....	L.....	68-78
D6.....	Florida A&M.....	W.....	81-79
D10.....	vs South Florida <sup>1</sup> .....	L.....	77-90
D11.....	vs Jacksonville <sup>1</sup> .....	W.....	81-66
D19.....	Florida.....	L.....	63-84
D22.....	Pittsburgh.....	L.....	74-75
D29.....	at San Diego State <sup>2</sup> .....	L.....	85-89
D30.....	(19)..... vs Tulsa <sup>2</sup> .....	W.....	96-80
J2.....	at New Mexico.....	W.....	74-71
J4.....	at Jacksonville.....	W.....	61-60

J8.....	(13)..... * Louisville.....	L.....	69-96
J13.....	* Southern Mississippi.....	W.....	94-82
J15.....	* at Virginia Tech.....	L.....	69-70
J22.....	* Cincinnati.....	W.....	86-78
J29.....	* at Southern Mississippi.....	W.....	71-65
F2.....	* at South Carolina.....	W..... (OT)	90-85
F5.....	* at Cincinnati.....	L.....	48-63
F7.....	(12)..... * at Louisville.....	L.....	63-89
F12.....	Jacksonville.....	W.....	83-74
F14.....	* Tulane.....	L..... (20T)	79-80
F19.....	* Virginia Tech.....	W.....	82-78
F22.....	New Mexico.....	W.....	79-77
F26.....	(14)..... * Memphis State.....	W.....	74-72
F28.....	* South Carolina.....	L.....	76-79
M3.....	(17)..... * at Memphis State.....	L.....	67-94
M5.....	* at Tulane.....	L.....	66-71
M11.....	(17)..... vs Memphis State <sup>3</sup> .....	L.....	74-84

1-Florida Four Tournament at Gainesville, Fla.; 2-Cabrillo Classic at San Diego, Calif.; 3-Metro Conference Tournament at Cincinnati, Ohio

## 1983-84

Record: 20-11 H: 13-3 A: 5-7 N: 2-1

Metro: 9-5/3rd Place

Postseason: NIT Second Round			
N26.....	Central Florida.....	W.....	96-65
N28.....	Tampa.....	W.....	83-70
D2.....	at Florida.....	W.....	67-60
D5.....	Auburn.....	L.....	69-76
D8.....	Jacksonville.....	W.....	76-63
D10.....	Florida International.....	W.....	94-75
D20.....	at Pittsburgh.....	L.....	89-102
D23.....	Furman.....	W.....	87-64
D30.....	Furman.....	W..... (OT)	93-91
J3.....	* South Carolina.....	L.....	68-76
J7.....	* at Southern Mississippi.....	W.....	83-64
J9.....	* at Tulane.....	L.....	43-50
J14.....	* Cincinnati.....	W.....	71-57
J18.....	Baptist College.....	W.....	92-75
J25.....	(14)..... * at Louisville.....	L.....	71-95
J28.....	* at South Carolina.....	W.....	87-82
F4.....	* Southern Mississippi.....	W.....	78-74
F6.....	(17)..... * Louisville.....	W.....	75-60
F11.....	(9)..... * Memphis State.....	L.....	69-73
F13.....	at Jacksonville.....	L.....	47-56
F15.....	(8)..... * at Memphis State.....	L.....	67-75
F20.....	* Tulane.....	W.....	52-51
F22.....	at South Florida.....	L.....	51-53
F25.....	* Virginia Tech.....	W.....	58-57
F29.....	* at Cincinnati.....	W.....	85-64
M3.....	* at Virginia Tech.....	W.....	93-79
M5.....	Monmouth.....	W.....	82-55
M8.....	vs South Carolina <sup>1</sup> .....	W.....	72-65
M9.....	(17)..... at Memphis State <sup>1</sup> .....	L.....	63-65
M15.....	vs NC State <sup>2</sup> .....	W..... (OT)	74-71
M18.....	vs Pittsburgh <sup>3</sup> .....	L.....	63-66

1-Metro Conference Tournament at Memphis, Tenn.; 2-National Invitation Tournament at Raleigh, N.C.; 3-National Invitation Tournament at Greensboro, N.C.

## 1984-85

Record: 14-16 H: 9-5 A: 2-9 N: 3-2

Metro: 4-10/7th Place

N26.....	Tampa.....	W.....	89-52
N30.....	Florida.....	L.....	65-68
D3.....	Florida International.....	W.....	97-43
D5.....	at Jacksonville.....	W.....	61-60
D18.....	Tennessee Martin.....	W.....	90-73
D21.....	vs Pittsburgh <sup>1</sup> .....	W.....	83-76
D29.....	at Furman.....	W.....	97-75
J2.....	* at Cincinnati.....	L.....	62-63
J5.....	(9)..... vs North Carolina <sup>2</sup> .....	L.....	69-78
J7.....	St. Joseph's.....	W.....	88-72
J9.....	South Florida.....	L.....	54-56
J12.....	* Louisville.....	L.....	62-63
J14.....	* at Virginia Tech.....	L.....	71-85
J19.....	at NC State.....	L.....	66-72
J23.....	(9)..... * Memphis State.....	L.....	69-74
J26.....	* at Southern Mississippi.....	L.....	63-77
J28.....	* at Tulane.....	L.....	61-64
F2.....	* at South Carolina.....	L.....	77-92
F4.....	at Florida.....	L.....	79-86
F6.....	* Tulane.....	W.....	74-51
F11.....	* Southern Mississippi.....	W.....	91-79
F13.....	Jacksonville.....	W.....	88-72
F16.....	(4)..... * at Memphis State.....	L.....	68-70
F20.....	* at Louisville.....	L.....	72-83
F23.....	* Virginia Tech.....	L.....	75-87
F27.....	* Cincinnati.....	W.....	86-60
M2.....	* South Carolina.....	W.....	87-75
M7.....	vs Virginia Tech <sup>3</sup> .....	W.....	97-93
M8.....	vs Cincinnati <sup>3</sup> .....	W.....	75-65
M9.....	(4)..... vs Memphis State <sup>3</sup> .....	L..... (OT)	86-90

1-Game played at Orlando, Fla.; 2-Game played at Miami, Fla.; 3-Metro Conference Tournament at Louisville, Ky.

## 1985-86

Record: 12-17 H: 11-4 A: 0-10 N: 1-3

Metro: 3-9/7th Place

N23.....	Tampa.....	W.....	86-62
N29.....	at Florida.....	L.....	66-85
D4.....	NC State.....	W.....	76-67
D7.....	Western Carolina.....	W.....	91-83
D14.....	Florida Institute of Tech.....	W.....	122-83
D16.....	vs Alabama <sup>1</sup> .....	L.....	89-100
D21.....	at Pittsburgh.....	L.....	75-88
D31.....	(1)..... vs North Carolina <sup>2</sup> .....	L.....	64-109
J4.....	Jacksonville.....	L.....	62-69
J6.....	Central Florida.....	W.....	76-58
J9.....	California (Pa.).....	W.....	113-75
J11.....	* Cincinnati.....	W.....	76-73
J15.....	(18)..... * Louisville.....	L.....	64-85
J18.....	* Southern Mississippi.....	L.....	92-94
J20.....	at Miami.....	L.....	75-83
J22.....	at New Orleans.....	L.....	55-76
J25.....	(25)..... * at Virginia Tech.....	L.....	73-86
F1.....	* at South Carolina.....	L.....	73-81
F3.....	Miami.....	W.....	90-72
F8.....	* at Southern Mississippi.....	L.....	96-102
F10.....	(3)..... * at Memphis State.....	L.....	73-99
F12.....	New Orleans.....	W.....	96-77
F15.....	* at Cincinnati.....	L.....	72-78
F19.....	(10)..... * at Louisville.....	L.....	67-89
F22.....	(4)..... * Memphis State.....	W.....	82-80
F24.....	(24)..... * Virginia Tech.....	L.....	84-92
M1.....	* South Carolina.....	W.....	68-62
M7.....	vs Virginia Tech <sup>3</sup> .....	W.....	77-76
M8.....	(10)..... vs Memphis State <sup>3</sup> .....	L..... (OT)	71-73

1-Game played at Birmingham, Ala.; 2-Game played at Charlotte, N.C.; 3-Metro Conference Tournament at Louisville, Ky.

## 1986-87

Record: 19-11 H: 14-2 A: 3-8 N: 2-1

Metro: 6-6/6th Place

Postseason: NIT Second Round			
N28.....	Florida.....	W.....	80-76
D4.....	USC-Spartanburg.....	W.....	97-69
D6.....	(8)..... Alabama.....	W.....	72-71
D1.....	(9)..... at Oklahoma.....	L.....	92-109
D16.....	at Western Carolina.....	W.....	101-76
D20.....	Valdosta State.....	W.....	85-75
D29.....	vs Alcorn State <sup>1</sup> .....	W.....	84-62
D30.....	vs Tennessee <sup>1</sup> .....	W..... (OT)	91-90
J3.....	at Jacksonville.....	L.....	78-90
J5.....	Wisconsin Green Bay.....	W.....	57-49
J7.....	* Louisville.....	L.....	64-73
J12.....	Stetson.....	W.....	83-75
J17.....	* at Cincinnati.....	L.....	67-69
J19.....	* at Memphis State.....	L.....	68-76
J21.....	* South Carolina.....	L.....	60-63
J24.....	* at Southern Mississippi.....	W.....	94-74
J26.....	Central Florida.....	W.....	76-57
J31.....	* at Virginia Tech.....	L..... (OT)	79-82
F2.....	* Cincinnati.....	W.....	77-75
F4.....	at Miami.....	L.....	57-63
F11.....	* Memphis State.....	W.....	98-89
F14.....	* at South Carolina.....	W.....	80-72
F16.....	South Florida.....	W.....	83-78
F18.....	* at Louisville.....	L.....	71-87
F23.....	* Virginia Tech.....	W.....	107-78
F26.....	Miami.....	W.....	08-84
F28.....	* Southern Mississippi.....	W.....	117-102
M6.....	vs South Carolina <sup>2</sup> .....	L.....	85-86
M12.....	Rhode Island <sup>3</sup> .....	W.....	107-92
M16.....	at Vanderbilt <sup>4</sup> .....	L.....	92-109

1-Red Lobster Classic at Orlando, Fla.; 2-Metro Conference Tournament at Louisville, Ky.; 3-National Invitation Tournament at Tallahassee, Fla.; 4-National Invitation Tournament at Nashville, Tenn.

## 1987-88

Record: 19-11 H: 13-2 A: 4-7 N: 2-2

Metro: 7-5/2nd Place

Postseason: NCAA Second Round			
N28.....	Bucknell.....	W.....	87-58
D2.....	Florida International.....	W.....	121-75
D5.....	Penn State.....	W.....	63-60
D10.....	(16)..... Oklahoma.....	L.....	87-89
D12.....	(12)..... at Florida.....	L.....	48-71
D16.....	vs Stetson <sup>1</sup> .....	W.....	80-67
D19.....	at Tennessee.....	L..... (OT)	78-81
D21.....	Hardin Simmons.....	W.....	93-79
D28.....	(3)..... vs Pittsburgh <sup>2</sup> .....	L.....	71-72
D29.....	at Central Florida <sup>2</sup> .....	W.....	101-67
J6.....	Jacksonville.....	W.....	87-63
J9.....	* Louisville.....	W.....	83-76
J13.....	* Memphis State.....	W.....	92-85
J16.....	at South Florida.....	W.....	86-70
J23.....	* at Cincinnati.....	W.....	74-71
J25.....	* South Carolina.....	L.....	72-80
J28.....	Central Florida.....	W.....	93-69
J30.....	* at Virginia Tech.....	L.....	87-88

F2.....	Monmouth.....	W.....	82-68
F6.....	* Cincinnati.....	W.....	101-68
F13.....	* Southern Mississippi.....	W.....	83-75
F17.....	* at Louisville.....	L.....	62-82
F20.....	* at Memphis State.....	L.....	76-81
F24.....	Alabama State.....	W.....	108-90
F27.....	* at South Carolina.....	L.....	78-81
M2.....	* Virginia Tech.....	W.....	92-79
M5.....	* at Southern Mississippi.....	W.....	87-83
M11.....	vs Cincinnati <sup>1</sup> .....	W.....	84-74
M12.....	at Memphis State <sup>3</sup> .....	L.....	74-81
M18.....	(17)..... vs Iowa <sup>4</sup> .....	L.....	98-102

1-Game played at Daytona Beach, Fla.; 2-Citrus Bowl Classic at Orlando, Fla.; 3-Metro Conference Tournament at Memphis, Tenn.; 4-NCAA West Regional First Round at Los Angeles, Calif.

## 1988-89

Record: 22-8 H: 12-2 A: 10-3 N: 0-3

Metro: 9-3/1st Place

Postseason: NCAA First Round; AP No. 16			
N25.....	(17)..... Central Florida.....	W.....	133-79
N29.....	(14)..... Florida International.....	W.....	100-75
D3.....	(14)..... (		



# ALL-TIME FSU SCORES

N30	Florida	L	68-85
D3	Morgan State	W	89-48
D9	La Salle	W	83-74
D15	at Auburn	L	96-99
D18	South Florida	W	80-72
D22	{1}... at Nevada Las Vegas	L	69-101
D29	at Florida International	W	92-73
J3	* at Tulane	L	61-77
J5	* at Southern Mississippi	L	72-84
J10	* Cincinnati	W	72-67
J12	* Louisville	W	77-86
J14	vs. Stetson <sup>1</sup>	W	69-64
J19	{22}... * at South Carolina	W (OT)	81-80
J21	{2}... Arkansas	L	92-109
J24	* at Memphis State	L	66-67
J26	* at Virginia Tech	W	71-60
F2	* Tulane	W	85-79
F7	* at Cincinnati	L	67-76
F9	* at Louisville	L	72-88
F13	Alabama State	W	113-88
F16	at Jacksonville	W	99-79
F18	{7}... at Syracuse	L	79-88
F21	* Memphis State	W	76-64
F23	* Virginia Tech	W	91-79
F26	* Southern Mississippi	W	85-83
M2	* South Carolina	W	70-59
M7	vs. South Carolina <sup>2</sup>	W	65-55
M8	vs. Virginia Tech <sup>2</sup>	W	91-71
M9	vs. Louisville <sup>2</sup>	W	76-69
M14	vs. Southern California <sup>2</sup>	W	75-72
M16	{3}... vs. Indiana <sup>2</sup>	L	60-82

1-Game played at Orlando, Fla., 2-Metro Conference Tournament at Roanoke, Va.; 3-NCAA Southeast Regional First and Second Rounds at Louisville, Ky.

## 1991-92

Record: 22-10 H: 12-3 A: 7-4 N: 3-3

ACC: 11-5/2nd Place

Postseason: NCAA Sweet 16; AP Poll No. 20/USA Today No. 14			
N26	Jacksonville	W	100-91
D3	vs. Syracuse <sup>1</sup>	L	71-89
D6	Southern <sup>2</sup>	W	95-75
D7	Florida A&M <sup>2</sup>	W	2-0
D15	{5}... * at North Carolina	W	86-74

D20	at South Florida	L	88-92
D23	Robert Morris	W	76-60
D29	Duquesne	W	88-73
J2	UNC Asheville	W	107-54
J4	* Virginia	L (OT)	68-77
J6	{19}... * at Duke	L	70-86
J11	{19}... * at Wake Forest	W (OT)	88-85
J18	* at Maryland	W (OT)	91-83
J20	Mercer	W	78-64
J23	{18}... * at Georgia Tech	W	83-79
J25	* NC State	W	98-76
J27	at Florida	W	88-67
J30	{23}... {1}... * Duke	L	62-75
F1	{23}... * Wake Forest	W	79-78
F5	{23}... * Maryland	L	85-93
F8	{23}... * Clemson	W	102-90
F10	{23}... * at NC State	W	87-79
F13	{23}... * at Virginia	W	64-63
F15	{23}... * Georgia Tech	W	80-67
F18	{16}... * at Clemson	L	67-68
F23	{16}... at DePaul	L	75-85
F27	{22}... {10}... * North Carolina	W	110-96
M13	{18}... vs. NC State <sup>4</sup>	W	93-80
M14	{18}... {20}... vs. North Carolina <sup>4</sup>	L	76-80
M19	{20}... vs. Montana <sup>4</sup>	W	78-68
M21	{20}... vs. Georgetown <sup>4</sup>	W	78-68
M26	{20}... {4}... Indiana <sup>4</sup>	L	74-85

1-ACC/Big East Challenge at Atlanta, Ga.; 2-Capitol City Classic at Tallahassee, Fla.; 3-Capitol City Classic at Tallahassee forfeit win by Florida State; 4-ACC Tournament at Charlotte, N.C.; 5-NCAA West Regional First and Second Rounds at Boise, Idaho; 6-NCAA West Regional Semifinal at Albuquerque, N.M.

## 1992-93

Record: 25-10 H: 13-2 A: 7-4 N: 5-4

ACC: 12-4/2nd Place

Postseason: NCAA Elite Eight; AP Poll No. 11/USA Today No. 7			
N18	{9}... Siena College <sup>1</sup>	W	89-80
N20	{9}... {19}... Iowa State <sup>1</sup>	W	109-86
N25	{7}... {4}... vs. Indiana <sup>2</sup>	L (OT)	78-81
N27	{7}... {21}... vs. UCLA <sup>2</sup>	L (OT)	83-86
D2	{11}... {19}... Massachusetts	W	67-64
D15	{10}... at Duquesne	L	84-91
D19	{10}... vs. UNC Charlotte <sup>3</sup>	W	63-59

D20	{10}... vs. Temple <sup>3</sup>	W (OT)	91-80
D22	{18}... Arkansas Little Rock	W	95-64
D28	{18}... Md.-Baltimore County	W	109-80
D30	{18}... South Florida	W	94-73
J2	{18}... Florida	L	86-89
J6	{23}... {25}... * at Virginia	L	76-80
J9	{23}... * at Wake Forest	W (OT)	74-72
J13	* Maryland	W	105-85
J16	* NC State	W	70-54
J20	* at Clemson	W	89-71
J24	{6}... * Duke	W (OT)	89-88
J27	{19}... {3}... * at North Carolina	L	77-82
J31	{19}... {18}... * Georgia Tech	W	96-77
F2	{12}... at Jacksonville	W	92-77
F6	{12}... at Connecticut	W	86-74
F8	{12}... {24}... * Virginia	W	99-84
F10	{10}... {9}... * Wake Forest	W	111-94
F13	{10}... * at Maryland	W	87-84
F17	{9}... * at NC State	W	72-71
F20	{9}... * Clemson	W	102-92
F24	{6}... {9}... * at Duke	L	75-98
F27	{6}... {3}... * North Carolina	L	76-86
M4	{11}... * at Georgia Tech	W	83-82
M12	{10}... vs. Clemson <sup>4</sup>	L	75-87
M18	{11}... vs. Evansville <sup>6</sup>	W	82-70
M20	{11}... vs. Tulane <sup>6</sup>	W	94-63
M25	{11}... {25}... * Western Kentucky <sup>6</sup>	W (OT)	81-78
M27	{11}... {2}... * Kentucky <sup>6</sup>	L	81-106

1-Preseason National Invitation Tournament at Tallahassee, Fla.; 2-Preseason National Invitation Tournament at New York, N.Y.; 3-Milk Classic at Orlando, Fla.; 4-ACC Tournament at Charlotte, N.C.; 5-NCAA Southeast Regional First and Second Rounds at Orlando, Fla.; 6-NCAA Southeast Regional Semifinals and Final at Charlotte, N.C.

## 1993-94

Record: 13-14 H: 10-4 A: 2-9 N: 1-1

ACC: 6-10/7th Place

D1	Florida Atlantic	W	110-59
D5	Bethune Cookman	W	80-70
D11	at South Florida	L	63-65
D18	vs. Florida <sup>1</sup>	W	69-59
D20	Morgan State	W	90-67
D22	Mt. St. Mary's	W	108-81
D30	UNC Greensboro	W	94-76
J2	Lafayette	W	105-87
J6	* at Virginia	L	64-84
J8	* Wake Forest	L	66-90
J11	* at Maryland	L	74-80
J16	* at NC State	L	70-78
J19	* Clemson	W	60-57
J22	{5}... * at Duke	L	79-106
J26	{4}... * North Carolina	L	77-90
J29	{21}... * at Georgia Tech	W	74-73
F3	{11}... at Massachusetts	L	58-62
F6	* Virginia	W	100-64
F10	* at Wake Forest	L	69-77
F12	* Maryland	L	66-69
F16	* NC State	W	75-70
F19	* at Clemson	W	79-71
F21	{16}... at Florida	L	61-72
F23	{2}... * Duke	L	72-84
F26	{4}... * at North Carolina	L	75-78
M2	* Georgia Tech	W	71-68
M11	{11}... vs. North Carolina <sup>2</sup>	L	69-83

1-Milk Challenge at Orlando, Fla., 2-ACC Tournament at Charlotte, N.C.

## 1994-95

Record: 12-15 H: 10-5 A: 2-8 N: 0-2

ACC: 5-11/16th Place

N25	Florida International	W	88-41
N29	South Florida	W	95-88
D3	Florida Atlantic	W	101-63
D6	{8}... at Arizona	L	78-96
D10	Tulane	W	81-74
D17	{8}... vs. Florida <sup>1</sup>	L (2OT)	65-71
D22	SE Missouri State	W	100-75
D29	Detroit Mercy	W	84-83
J4	* Virginia	L	75-81
J7	{18}... * at Wake Forest	L	64-72
J10	{9}... * Maryland	L	57-70
J15	* NC State	W	107-79
J18	* at Clemson	W	67-66
J21	* Duke	W	78-75
J25	{3}... * at North Carolina	L	70-100
J29	{21}... * Georgia Tech	L	68-81
F1	at UNC Greensboro	W	75-65
F4	{15}... * at Virginia	L (OT)	63-76
F8	{11}... * Wake Forest	W	69-67
F11	{8}... * at Maryland	L	65-80
F15	* at NC State	L	77-86
F18	* Clemson	W	62-57
F20	Florida	L	62-75
F22	* at Duke	L	67-72
F25	{3}... * North Carolina	L	78-80

M2	* at Georgia Tech	L	67-69
M10	{10}... vs. Maryland <sup>2</sup>	L	64-71

1-Milk Challenge at Orlando, Fla.; 2-ACC Tournament at Greensboro, N.C.

## 1995-96

Record: 13-14 H: 9-6 A: 2-7 N: 2-1

ACC: 5-11/8th Place

N27	Howard	W	97-81
N28	Florida International	W	92-44
D2	Jacksonville	W	87-80
D5	at Tulane	L	77-78
D9	vs. DePaul <sup>1</sup>	W	85-80
D12	{8}... Connecticut	L	61-79
D16	vs. Florida <sup>2</sup>	W	74-52
D20	Radford	W	79-59
D28	Md.-Baltimore County	W	80-56
D30	MD-Eastern Shore	W	79-66
J3	* at Virginia	W	69-64
J6	{12}... * Wake Forest	L (OT)	73-75
J13	* at NC State	L	65-71
J17	{19}... * Clemson	W	75-62
J20	* at Duke	L	65-85
J24	{11}... * North Carolina	L	71-82
J27	* at Georgia Tech	L	58-79
F3	* Virginia	L	59-64
F7	{9}... * at Wake Forest	L	67-81
F10	* Maryland	W	100-78
F14	* NC State	W	79-66
F17	* at Clemson	L	59-67
F22	* Duke	L	87-93
F24	{17}... * at North Carolina	W	84-80
F28	{18}... * Georgia Tech	L	66-83
M4	* at Maryland	L	78-88
M7	vs. NC State <sup>2</sup>	L	65-80

1-Game played at St. Petersburg, Fla.; 2-Milk Challenge at Orlando, Fla.; 3-ACC Tournament at Greensboro, N.C.

## 1996-97

Record: 20-12 H: 13-3 A: 5-7 N: 2-2

ACC: 6-10/7th Place

Postseason: Postseason NIT Finals			
N22	Southwestern La.	W	96-70
N29	Rice	W	79-54
D2	Florida Atlantic	W	93-56
D5	{10}... * at Duke	L (OT)	66-72
D14	at Jacksonville	W	108-84
D17	Tennessee State	W	100-62
D21	vs. Florida <sup>1</sup>	W	79-65
D28	Marist College <sup>2</sup>	W	76-48
D30	Butler	W	87-68
J4	* NC State	W	71-51
J8	* Virginia	L	61-64
J11	{5}... * Clemson	L	70-76
J15	* at Georgia Tech	L	58-71
J18	at Seton Hall	W	67-56
J22	{19}... * North Carolina	W	84-71
J25	{4}... * at Wake Forest	L	58-61
J29	{5}... * Maryland	W	74-70
F1	* at Virginia	L	60-73
F6	{20}... * at North Carolina	L	62-90
F9	* Georgia Tech	W	64-62
F13	{10}... * at Maryland	L	57-73
F15	{6}... * Duke	L	79-89
F19	Alabama State	W	94-49
F23	{8}... * at Clemson	W	67-65
F26	* at NC State	L	44-67
M1	{5}... * Wake Forest	W	59-55
M7	{8}... vs. Wake Forest <sup>3</sup>	L	65-66
M12	at Syracuse <sup>4</sup>	W	82-67
M17	Michigan State <sup>5</sup>	W	68-63
M19	at West Virginia <sup>6</sup>	W	76-71
M25	vs. Connecticut <sup>7</sup>	W (OT)	71-65
M27	vs. Michigan <sup>8</sup>	L	73-82

1-Milk Classic at Orlando, Fla.; 2-Capitol City Classic at Tallahassee, Fla.; 3-ACC Tournament at Greensboro, N.C.; 4-National Invitation Tournament at Syracuse, N.Y.; 5-National Invitation Tournament at Tallahassee, Fla.; 6-National Invitation Tournament at Morgantown, W.V.; 7-National Invitation Tournament Semifinals and Final at New York, N.Y.

## 1997-98

Record: 18-14 H: 9-5 A: 6-6 N: 3-3

ACC: 6-10/16th Place

Postseason: NCAA Second Round			
N14	at Rice	W	65-53
N17	Loyola College (Md.) <sup>1</sup>	W	89-72
N19	Utah State <sup>1</sup>	W	66-55
N26	{25}... {1}... vs. Connecticut <sup>2</sup>	W	67-60
N28	{25}... {2}... vs. Kansas <sup>2</sup>	W	58-73
D2	{19}... Florida Atlantic	L	90-52
D6	{19}... Jacksonville	W	74-44
D14	{16}... vs. Florida <sup>3</sup>	W	83-81
D17	{17}... UNC Asheville	W	77-60
D20	{17}... {1}... * North Carolina	L	73-81
D23	{17}... {5}... Arizona	W	84-79
D29	{15}... at Southwestern La.	W	80-71



Ron King, an All-American on Florida State's NCAA Finalist team in 1972, is ranked 19th in school history with 1,252 career points. He averaged 17.9 points during the 1972 season in leading Florida State to the championship game of the NCAA Tournament during his junior season.



# ALL-TIME FSU SCORES

D31	(15)	at DePaul	W	66-55	
J3	(15)	* at NC State	W	68-55	
J7	(13)	* at Maryland	L	74-81	
J10	(13)	(2)	* Duke	L	63-75
J13	(17)	* at Clemson	L	65-86	
J18	(17)	* at Georgia Tech	W	70-67	
J22	(20)	* Wake Forest	W	83-59	
J24	(20)	(2)	* at North Carolina	L	55-103
J28	(23)	* NC State	W	64-52	
J31	(23)	at South Florida	L	68-70	
F4	(2)	* at Virginia	W	71-63	
F7	(23)	* Maryland	L	62-68	
F10	(2)	* at Duke	L	72-86	
F15		* Clemson	L	49-78	
F18		* Georgia Tech	L	59-72	
F21		* at Wake Forest	L	68-69	
F28		* Virginia	W	88-63	
M5		vs NC State <sup>1</sup>	L	63-65	
M13	(15)	vs Texas Christian <sup>2</sup>	W	96-87	
M15		vs Valparaiso <sup>3</sup>	W	(OT) 77-83	

1-Preseason National Invitation Tournament at Tallahassee, Fla.;  
2-Preseason National Invitation Tournament at New York, N.Y.;  
3-Milk Classic at Orlando, Fla.; 4-ACC Tournament at Greensboro, N.C.; 5-NCAA Midwest Regional First and Second Rounds at Oklahoma City, Okla.

**1998-99**  
Record: 13-17 H: 7-7 A: 3-8 N: 3-2  
ACC: 5-11/17th Place

N13		Sam Houston State	W	88-51
N20		Florida	L	66-82
N24		Idaho	W	70-57
D1		* at Virginia	W	72-69
D6		Auburn	L	68-80
D14		at Temple	L	66-75
D17		at Jacksonville	W	72-53
D20		Georgia Southern	W	80-43
D23		at Butler	L	65-77
D28		vs Princeton <sup>1</sup>	L	46-50
D29		vs Mississippi State <sup>1</sup>	W	69-58
D30		vs Murray State <sup>1</sup>	W	(OT) 80-76
J6	(11)	* North Carolina	L	54-72
J9		* at Georgia Tech	W	75-56
J12	(25)	* Clemson	W	70-64
J16	(2)	* at Duke	L	73-98
J20		* Wake Forest	W	74-68
J23		* NC State	W	71-59
J27	(4)	* at Maryland	L	87-107
J30		* Virginia	L	60-67
F2		South Florida	W	77-66
F7	(12)	* at North Carolina	L	64-98
F11		* Georgia Tech	L	(2OT) 108-111
F14		* at Clemson	L	45-78
F17	(1)	* Duke	L	59-85
F20		* at Wake Forest	L	65-67
F24		* at NC State	L	63-71
F27	(5)	* Maryland	L	75-84
M4		vs Clemson <sup>2</sup>	W	(OT) 87-85
M5	(5)	vs Maryland <sup>2</sup>	L	69-93

1-Rainbow Classic at Honolulu, Hawaii; 2-ACC Tournament at Charlotte, N.C.

**1999-00**  
Record: 12-17 H: 8-6 A: 3-9 N: 1-2  
ACC: 6-10/16th Place

N19	(7)	at Florida	L	61-96
N23		Norfolk State	W	81-70
N27		Jacksonville	W	83-59
N29	(11)	Temple	L	58-69
D1		at Northwestern	W	60-46
D5	(7)	at Auburn	L	54-55
D11		Seton Hall	L	56-79
D18		vs Massachusetts <sup>1</sup>	L	60-69
D22		Vanderbilt	W	70-65
D30		The Citadel	W	77-51
J4		* at Wake Forest	W	66-64
J8		at South Florida	L	55-66
J12		* Clemson	W	60-57
J16	(6)	* Duke	L	54-85
J19		* at Georgia Tech	L	62-65
J22	(21)	* at North Carolina	W	76-71
J26		* at Virginia	L	81-86
J29	(22)	* Maryland	L	63-82
F2		* at NC State	L	58-68
F5		* Wake Forest	W	66-61
F12		* at Clemson	L	58-84
F16	(3)	* at Duke	L	68-101
F21		* Georgia Tech	W	64-54
F23		* North Carolina	L	67-70
F26		* Virginia	W	71-64
M1	(17)	* at Maryland	L	70-85
M5		* NC State	L	51-70
M9		vs Georgia Tech <sup>2</sup>	W	63-62
M10	(20)	vs Maryland <sup>2</sup>	L	61-82

1-Orange Bowl Classic at Sunrise, Fla.; 2-ACC Tournament at Charlotte, N.C.

**2000-01**  
Record: 9-21 H: 6-10 A: 2-8 N: 1-3  
ACC: 4-12/8th Place

N17	(11)	Florida	L	70-85
N23		vs Ohio State <sup>1</sup>	L	65-90
N24	(21)	vs DePaul <sup>1</sup>	L	74-80
N25		vs Rhode Island <sup>1</sup>	W	86-71
N29		Minnesota <sup>2</sup>	L	71-76
D4		Furman	L	(OT) 74-79
D7		South Florida	L	54-69
D9		at Vanderbilt	L	60-72
D17		Jacksonville	W	75-61
D19		at Cleveland State	L	(2OT) 85-87
D21		Binghamton	W	79-57
D30		Morgan State	W	74-64
J4	(3)	* Duke	L	72-99
J6		UNC Asheville	W	76-68
J9	(6)	* at Wake Forest	L	53-76
J14	(14)	* Maryland	L	55-76
J16	(13)	* at Virginia	L	71-89
J20	(6)	* North Carolina	L	70-80
J25		* NC State	L	(OT) 81-84
J27		* at Georgia Tech	L	68-77
J31		* Clemson	W	(OT) 88-84
F4	(2)	* at Duke	L	58-100
F10	(19)	* Wake Forest	L	65-71
F14		* at Maryland	W	74-71
F17	(12)	* Virginia	L	66-69
F22	(2)	* at North Carolina	L	67-95
F25		* at NC State	L	46-71
F28		* Georgia Tech	W	69-59
M3		* at Clemson	W	75-63
M8		vs Clemson <sup>3</sup>	L	64-66

1-Great Alaska Shootout at Anchorage, Alaska; 2-ACC/Big Ten Challenge at Tallahassee, Fla.; 3-ACC Tournament at Atlanta, Ga.

**2001-02**  
Record: 12-17 H: 10-6 A: 1-10 N: 1-1  
ACC: 4-12/7th Place

N16	(6)	at Florida	L	47-68
N20		Savannah State	W	93-41
N23		Elon	W	89-59
N28		at Northwestern <sup>1</sup>	L	50-57
D4		Birmingham Southern	W	78-62
D8		Western Carolina	L	69-79
D16	(19)	* at Wake Forest	L	72-93
D19		Cleveland State	W	76-63
D22		American	L	72-77
D27		Virginia Tech	W	78-49
D29		Campbell	W	93-47
J2		at South Florida	W	78-74
J6	(1)	* Duke	W	77-76
J8		* at NC State	L	62-77
J16		* North Carolina	W	81-71
J20	(10)	* at Virginia	L	74-91
J24		* Clemson	W	68-63
J26	(3)	* Maryland	L	63-84
J30		* at Georgia Tech	L	46-77
F2	(24)	* Wake Forest	L	80-89
F7	(1)	* at Duke	L	49-80
F10		* NC State	L	67-76
F17		* at North Carolina	L	85-95
F20	(22)	* Virginia	W	66-59
F23		* at Clemson	L	78-87
F27	(2)	* Maryland	L	63-96
M2		* Georgia Tech	L	78-86
M7		vs Clemson <sup>2</sup>	W	(OT) 91-84
M8	(2)	vs Maryland <sup>2</sup>	L	59-85

1-ACC/Big Ten Challenge at Evanston, Ill.; 2-ACC Tournament at Charlotte, N.C.

**2002-03**  
Record: 14-15 H: 11-5 A: 1-8 N: 2-2  
ACC: 4-12/9th Place

N24		Savannah State	W	79-46
N27		Mercer	W	83-47
D2		Iowa <sup>1</sup>	W	80-67
D6	(8)	Florida	L	57-58
D8		Miami	W	72-55
D15		Birmingham Southern	W	56-47
D18		Stetson	W	93-76
D22	(23)	* North Carolina	L	48-69
D28		vs Boston University <sup>2</sup>	L	69-84
D30		vs Davidson College <sup>2</sup>	W	82-66
J4		at Virginia Tech	W	76-69
J6		Texas A&M Corpus Christi	W	72-56
J11	(21)	* at Maryland	L	62-89
J14		* at Georgia Tech	L	74-81
J18		* NC State	L	63-70
J21		* Clemson	W	60-59
J26	(17)	* at Wake Forest	L	60-71
J29		* at Virginia	L	72-85
F2	(5)	* Duke	W	75-70
F8		* at North Carolina	L	60-61
F12	(16)	* Maryland	L	72-74
F15		* Georgia Tech	W	71-64

F18		* at NC State	L	60-71
F22		* at Clemson	L	60-74
F26	(12)	* Wake Forest	L	56-60
M1		* Virginia	W	73-59
M6	(10)	* at Duke	L	56-72
M13		vs Clemson <sup>3</sup>	W	72-61
M14	(9)	vs Wake Forest <sup>3</sup>	L	61-69

1-ACC/Big Ten Challenge at Tallahassee, Fla.; 2-Fiesta Bowl Classic Honoring Bobbi Olsen at Tucson, Ariz.; 3-ACC Tournament at Charlotte, N.C.

**2003-04**  
Record: 19-14 H: 15-3 A: 3-10 N: 1-1  
ACC: 6-10/17th Place  
Postseason: NIT Second Round

N21		Maine	W	69-49
N24		Georgetown College <sup>1</sup>	W	81-67
N26		Nicholls State	W	99-54
N28		South Carolina State	W	81-46
D1		Northwestern <sup>2</sup>	W	71-53
D3		Mississippi	W	66-60
D6		Fairleigh Dickinson	W	83-46
D14		at Miami	W	67-58
D18		Wagner	W	83-62
D20		vs Chicago State <sup>2</sup>	W	47-42
D22	(16)	* at Pittsburgh <sup>2</sup>	L	56-63
D28	(24)	* Maryland	W	79-75
D30		at Stetson	W	87-72
J3	(14)	at Florida	L	73-87
J11		* NC State	L	53-58
J13		* at Clemson	L	48-53
J18		* at Virginia	L	(OT) 67-76
J22	(7)	* North Carolina	W	(OT) 90-81
J25	(10)	* Wake Forest	W	75-70
J29	(1)	* at Duke	L	49-56
F1		Savannah State	W	88-73
F3	(15)	* Georgia Tech	W	81-65
F8		* at Maryland	L	62-73
F10	(21)	* at NC State	L	59-75
F14		* Clemson	W	65-52
F17		* Virginia	W	76-57
F21		* at North Carolina	L	71-78
F25	(16)	* at Wake Forest	L	(OT) 87-90
F29	(5)	* Duke	L	65-70
M6	(13)	* at Georgia Tech	L	60-63
M12	(17)	vs NC State <sup>3</sup>	L	71-78
M17		at Wichita State <sup>4</sup>	W	(2OT) 91-84
M23		Iowa State <sup>5</sup>	L	59-62

1-University of Pittsburgh Holiday Hoops Classic at Tallahassee, Fla.; 2-University of Pittsburgh Holiday Hoops Classic at Pittsburgh, Pa.; 3-ACC Tournament at Greensboro, N.C.; 4-National Invitation Tournament at Wichita, Kan.; 5-National Invitation Tournament at Tallahassee, Fla.

**2004-05**  
Record: 12-19 H: 9-7 A: 3-8 N: 0-4  
ACC: 4-12/10th Place

N19		Texas Southern	W	71-62
N22		Texas A&M Corpus Christi <sup>1</sup>	L	67-70
N24		Shawnee State <sup>1</sup>	W	88-65
N27		vs Kent State <sup>1</sup>	L	59-69
N28		vs Texas Christian <sup>2</sup>	L	70-71
N30		at Minnesota <sup>3</sup>	W	70-69
D4		at Mississippi	W	69-64
D12		Florida International	L	60-65
D16		South Alabama	W	83-52
D19	(23)	* at Maryland	L	(OT) 88-90
D21		Jacksonville	W	101-57
D23		Stetson	W	71-61
D30		vs Louisiana State <sup>4</sup>	L	50-67
J2		Florida	W	82-69
J8		* Virginia Tech	W	77-70
J12		* Clemson	L	54-56
J15		* at Miami	L	63-64
J18	(3)	* Wake Forest	W	(OT) 91-83
J22	(4)	* Duke	L	56-88
J26		* at NC State	W	70-64
F2	(25)	* at Georgia Tech	L	61-64
F6	(2)	* North Carolina	L	60-81
F9		* at Virginia	L	55-56
F12	(6)	* at Wake Forest	L	48-87
F15		at Massachusetts	L	68-78
F20		* Georgia Tech	L	75-76
F22		* Miami	L	49-65
F27		* at Clemson	L	74-83
M3	(2)	* at North Carolina	L	76-91
M6		* Virginia	W	68-63
M10		vs NC State <sup>5</sup>	L	54-70

1-Corpus Christi Caller Times Invitational at Tallahassee, Fla.; 2-Corpus Christi Caller Times Invitational at Corpus Christi, Texas; 3-ACC/Big Ten Challenge at Minneapolis, Minn.; 4-Sugar Bowl Classic in New Orleans, La.; 5-ACC Tournament at Washington, D.C.

**2005-06**  
Record: 20-10 H: 14-3 A: 4-6 N: 2-1  
ACC: 9-7/5th Place  
Postseason: NIT Second Round

N19		at Jacksonville	W	78-48
N21		Alcorn State	W	85-67
N25	(14)	at Florida	L	66-74
N29		Purdue <sup>1</sup>	W	97-57
D2		Louisiana Monroe	W	85-62
D7		Texas Southern	W	90-59
D17		vs Bowling Green <sup>2</sup>	W	71-60
D20		Stetson	W	75-57
D22		Campbell	W	108-73
D31		vs Nebraska <sup>3</sup>	W	74-60
J4		* at Clemson	L	55-61
J7		* Virginia Tech	W	74-68
J11		* at Virginia	W	(OT) 87-82
J14	(15)	* at Boston College	L	87-90
J22	(24)	* North Carolina	L	80-81
J24		* at Wake Forest	W	75-68
J29		* Miami	L	(OT) 78-84
F1		* Clemson	W	69-59
F4	(2)	* at Duke	L	(OT) 96-97
F9		* Georgia Tech	W	80-79
F12		Massachusetts	W	73-63
F15	(21)	* at NC State	L	64-86
F18		* Virginia	W	76-62
F22		* Maryland	W	71-60
F25		* at Virginia Tech	L	61-72
M1	(1)	* Duke	W	79-74
M5		* at Miami	W	67-64
M9		vs Wake Forest <sup>4</sup>	L	66-78
M17		Butler <sup>5</sup>	W	67-63
M21		South Carolina <sup>5</sup>	L	(OT) 68-69

1-ACC/Big Ten Challenge at Tallahassee, Fla.; 2-Coors Classic at Mobile, Ala.; 3-Orange Bowl Classic at Sunrise, Fla.; 4-ACC Tournament at Greensboro, N.C.; 5-National Invitation Tournament at Tallahassee, Fla.

**2006-07**  
Record: 22-13 H: 16-3 A: 4-9 N: 2-1  
ACC: 7-9/8th Place  
Postseason: NIT Quarterfinals

N12		McNeese State <sup>1</sup>	W	85-65
N13		Illinois State <sup>1</sup>	W	73-59
N14		SMU <sup>1</sup>	W	59-52
N19		New Orleans	W	69-50
N24	(3)	* at Pittsburgh <sup>2</sup>	L	66-88
N28	(12)	* at Wisconsin <sup>2</sup>	L	66-81
D3	(4)	Florida		

# 100-POINT GAMES

## FSU 100-POINT GAMES

Total 100-Point Games: 130

Most 100-Point Games In A Season: 10 (1989)

Most Consecutive 100-Point Games: 5 (Dec. 3-Dec. 12, 1970)

Last 100-Point Game: Florida State 108, Campbell 75 (Dec. 22, 2005)

### 1954-55 (2)

Feb. 16, 1955 110-82 at Rollins  
Feb. 21, 1955 102-86 Mississippi State

### 1955-56 (2)

Dec. 5, 1955 101-67 Rollins  
Dec. 16, 1955 104-83 Morningside

### 1956-57 (2)

Jan. 3, 1957 108-96 vs. Furman  
Jan. 19, 1957 104-86 Stetson

### 1958-59 (1)

Dec. 9, 1958 100-70 Spring Hill

### 1959-60 (2)

Feb. 11, 1960 101-58 Rollins  
Feb. 13, 1960 105-98 at Furman

### 1960-61 (1)

Feb. 24, 1961 116-95 at Tampa

### 1961-62 (3)

Jan. 11, 1962 110-53 Rollins  
Feb. 26, 1962 123-92 at Tampa  
March 2, 1962 101-69 Georgia

### 1963-64 (1)

Feb. 22, 1964 101-77 Jacksonville

### 1965-66 (1)

Dec. 6, 1965 121-57 Tampa

### 1966-67 (2)

Jan. 30, 1967 109-72 Tampa  
Feb. 11, 1967 100-90 Tulane

### 1967-68 (9)

Dec. 9, 1967 104-89 Samford  
Dec. 16, 1967 130-100 vs. Louisiana State  
Dec. 20, 1967 114-91 Richmond  
Jan. 6, 1968 111-81 Stetson  
Jan. 12, 1968 122-93 Miami (Fla.)  
Jan. 26, 1968 109-71 Hofstra  
Feb. 3, 1968 110-100 East Carolina  
Feb. 10, 1968 104-82 Florida Southern  
Feb. 16, 1968 106-65 at Jacksonville

### 1968-69 (3)

Dec. 2, 1968 120-75 Valdosta State  
Dec. 6, 1968 111-84 vs. Miami (Fla.)  
Dec. 30, 1968 104-52 New Hampshire

### 1969-70 (7)

Dec. 4, 1969 100-84 Oregon  
Dec. 8, 1969 107-86 at Rollins  
Jan. 2, 1970 121-83 at Pepperdine  
Jan. 9, 1970 104-63 Miami (Fla.)  
Jan. 22, 1970 122-80 Clemson  
Feb. 14, 1970 112-77 Tulane  
Feb. 28, 1970 112-96 at Miami (Fla.)

### 1970-71 (9)

Dec. 3, 1970 106-70 Biscayne College  
Dec. 5, 1970 125-65 South Dakota  
Dec. 7, 1970 117-84 vs. Southern Mississippi  
Dec. 8, 1970 108-114 at Jacksonville  
Dec. 12, 1970 111-63 Valdosta State  
Jan. 2, 1971 101-82 Pepperdine  
Jan. 8, 1971 114-106 Miami (Fla.)  
Jan. 16, 1971 122-79 Samford  
Feb. 11, 1971 113-81 Georgia Southern

### 1971-72 (6)

Dec. 1, 1971 112-69 Oglethorpe  
Dec. 11, 1971 134-65 Valdosta State  
Jan. 8, 1972 106-63 East Tennessee State  
Jan. 19, 1972 105-72 South Alabama  
Jan. 31, 1972 109-83 Pan American  
Feb. 19, 1972 108-50 Georgia Tech

### 1972-73 (2)

Dec. 1, 1972 109-97 Georgia Southern  
March 3, 1973 112-94 Mercer

### 1973-74 (4)

Dec. 3, 1973 109-71 Biscayne College  
Dec. 21, 1973 107-87 Western Kentucky

Feb. 9, 1974 118-84 South Florida  
Feb. 23, 1974 105-63 South Alabama

### 1974-75 (6)

Jan. 4, 1975 107-75 Eastern Kentucky  
Jan. 7, 1975 104-82 Wisconsin-Milwaukee  
Jan. 18, 1975 107-71 Hofstra  
Feb. 1, 1975 111-70 Chattanooga  
Feb. 9, 1975 101-71 vs. Georgia Southern  
Feb. 22, 1975 104-71 Georgia Southern

### 1975-76 (6)

Dec. 13, 1975 109-52 Palm Beach Atlantic  
Jan. 14, 1976 107-54 Baptist College  
Jan. 17, 1976 100-79 Memphis State  
Jan. 24, 1976 110-70 SW Louisiana  
Feb. 12, 1976 109-81 Illinois State  
Feb. 24, 1976 106-61 Valdosta State

### 1976-77 (4)

Nov. 30, 1976 109-90 Missouri Western  
Jan. 22, 1977 115-86 South Alabama  
Feb. 5, 1977 139-72 Baptist College  
Feb. 26, 1977 103-72 South Florida

### 1977-78 (3)

Dec. 1, 1977 110-82 Troy State  
Dec. 16, 1977 100-77 vs. Texas A&M  
Jan. 14, 1978 103-85 Tulane

### 1978-79 (3)

Nov. 27, 1978 116-71 Eckerd  
Dec. 18, 1978 106-75 Florida Southern  
March 1, 1979 101-92 vs. Tulane

### 1979-80 (3)

Nov. 30, 1979 101-63 Florida A&M  
Dec. 20, 1979 112-91 Minnesota  
Jan. 2, 1980 108-97 Tulane

### 1981-82 (1)

Jan. 25, 1982 101-74 St. Leo

### 1985-86 (2)

Dec. 14, 1985 122-83 Florida Institute of Technology  
Jan. 9, 1986 113-75 California (Pa.)

### 1986-87 (5)

Dec. 16, 1986 101-76 at Western Carolina  
Feb. 23, 1987 107-78 Virginia Tech  
Feb. 26, 1987 108-84 Miami (Fla.)  
Feb. 28, 1987 117-102 Southern Mississippi  
March 12, 1987 107-92 vs. Rhode Island

### 1987-88 (4)

Dec. 2, 1987 121-75 Florida International  
Dec. 29, 1987 101-67 Central Florida  
Feb. 6, 1988 101-68 Cincinnati  
Feb. 24, 1988 108-90 Alabama State

### 1988-89 (10)

Nov. 25, 1988 133-79 Central Florida  
Nov. 27, 1988 100-75 Florida International  
Dec. 3, 1988 104-86 Florida  
Dec. 20, 1988 113-81 South Florida  
Jan. 4, 1989 113-67 Rider  
Jan. 7, 1989 104-79 Southern Mississippi  
Jan. 15, 1989 101-90 Tennessee  
Jan. 18, 1989 112-105 (OT) at Arkansas  
Jan. 28, 1989 100-97 at Virginia Tech  
Feb. 23, 1989 100-101 at La Salle

### 1989-90 (3)

Dec. 19, 1989 100-62 Samford  
Jan. 6, 1990 113-82 Southern Mississippi  
Jan. 8, 1990 104-99 (20T) Jacksonville

### 1990-91 (1)

Feb. 13, 1991 113-88 Alabama State

### 1991-92 (4)

Nov. 26, 1991 100-91 Jacksonville  
Jan. 2, 1992 107-54 UNC Asheville  
Feb. 8, 1992 102-90 Clemson  
Feb. 27, 1992 110-96 North Carolina

### 1992-93 (5)

Nov. 20, 1992 109-86 Iowa State  
Dec. 28, 1992 109-80 Maryland-Baltimore County  
Jan. 13, 1993 105-85 Maryland  
Feb. 10, 1993 111-94 Wake Forest  
Feb. 20, 1993 102-92 Clemson

### 1993-94 (4)

Dec. 1, 1993 110-59 Florida Atlantic  
Dec. 22, 1993 108-81 Mount Saint Mary's  
Jan. 2, 1994 105-87 Lafayette  
Feb. 6, 1994 100-64 Virginia

### 1994-95 (3)

Dec. 3, 1994 101-63 Florida Atlantic  
Dec. 22, 1994 100-75 S.E. Missouri State  
Jan. 15, 1995 107-79 NC State

### 1995-96 (1)

Feb. 10, 1996 100-78 Maryland

### 1996-97 (2)

Dec. 14, 1996 108-84 Jacksonville  
Dec. 17, 1996 100-62 Tennessee State

### 1998-99 (1)

Feb. 11, 1999 108-111 (OT) Georgia Tech

### 2004-05 (1)

Dec. 21, 2004 101-57 Jacksonville

### 2005-06 (1)

Dec. 22, 2005 108-75 Campbell

## OPPONENTS' 100-POINT GAMES

Total 100-Point Games: 42

Most 100-Point Games In A Season: 3 (1970, 85, 86)

Most Consecutive 100-Point Games: 2 (Feb. 13-Feb. 16, 1974)

Last 100-Point Game: Duke 100, Florida State 58 (Feb. 4, 2001)

### 1954-55 (2)

Feb. 19, 1955 95-101 at Loyola (New Orleans)  
March 9, 1955 88-110 vs. Beloit

### 1957-58 (2)

Jan. 30, 1958 51-103 at West Virginia  
Feb. 1, 1958 68-107 at Marshall

### 1958-59 (1)

Jan. 31, 1959 75-103 at Oklahoma City

### 1959-60 (2)

Feb. 15, 1960 60-100 at The Citadel  
Feb. 27, 1960 89-107 at Miami (Fla.)

### 1963-64 (1)

Dec. 11, 1963 81-102 at Rice

### 1965-66 (2)

Dec. 16, 1965 80-115 at North Carolina  
Feb. 28, 1966 90-112 at Miami (Fla.)

### 1966-67 (2)

Feb. 25, 1967 84-102 at Georgia Tech  
March 1, 1967 90-110 at Miami (Fla.)

### 1967-68 (2)

Dec. 16, 1967 130-100 vs. LSU  
Feb. 3, 1968 110-100 vs. East Carolina

### 1968-69 (1)

Feb. 8, 1969 82-100 at North Carolina

### 1970-71 (3)

Dec. 8, 1970 108-114 at Jacksonville  
Jan. 8, 1971 114-106 vs. Miami  
Feb. 27, 1971 94-100 at Miami (Fla.)

### 1973-74 (2)

Feb. 13, 1974 89-113 at Jacksonville  
Feb. 16, 1974 85-104 vs. North Carolina

### 1976-77 (1)

Nov. 27, 1976 92-108 vs. Clemson

### 1983-84 (1)

Dec. 20, 1983 89-102 at Pittsburgh

### 1985-86 (3)

Dec. 16, 1985 89-100 at Alabama  
Dec. 31, 1985 64-109 at North Carolina  
Feb. 8, 1986 96-102 at Southern Mississippi

### 1986-87 (3)

Dec. 13, 1986 93-109 at Oklahoma  
Feb. 28, 1987 117-102 vs. So. Mississippi  
March 16, 1987 92-109 vs. Vanderbilt

### 1987-88 (1)

March 18, 1988 98-102 vs. Iowa

### 1988-89 (2)

Jan. 18, 1989 112-105 (OT) at Arkansas  
Feb. 23, 1989 100-102 at La Salle

### 1989-90 (1)

Jan. 18, 1990 97-101 (2 OT) at Miami (Fla.)

### 1990-91 (2)

Dec. 22, 1990 69-101 at UNLV  
Jan. 21, 1991 92-109 Arkansas

# 100-POINT GAMES

<b>1992-93 (1)</b> March 27, 1993 81-106 vs. Kentucky	<b>1997-98 (1)</b> Jan. 24, 1998 55-103 at North Carolina	<b>1999-00 (1)</b> Feb. 16, 2000 68-101 at Duke
<b>1993-94 (1)</b> Jan. 22, 1994 79-106 at Duke	<b>1998-99 (2)</b> Jan. 27, 1999 87-107 at Maryland	<b>2000-01 (1)</b> Feb. 4, 2001 58-100 at Duke
<b>1994-95 (1)</b> Jan. 25, 1995 70-100 at North Carolina	Feb. 11, 1999 108-111 (2OT) vs. Georgia Tech	

## FLORIDA STATE IN THE ASSOCIATED PRESS POLL

<b>1969-70</b> Jan. 27 .....18th Feb. 3 .....12th Feb. 10 .....9th Feb. 17 .....8th Feb. 24 .....10th March 3 .....11th March 10 .....11th	<b>1970-71</b> Dec. 15 .....17th	<b>1971-72</b> Dec. 7 .....18th Dec. 14 .....9th Dec. 21 .....14th Jan. 4 .....20th Jan. 11 .....12th Jan. 18 .....11th Jan. 25 .....10th Feb. 1 .....12th Feb. 8 .....14th Feb. 15 .....14th Feb. 22 .....11th Feb. 29 .....10th March 7 .....14th March 14 .....10th	<b>1972-73</b> Preseason .....2nd Dec. 5 .....2nd Dec. 12 .....2nd Dec. 19 .....7th Dec. 26 .....12th Jan. 2 .....19th Jan. 9 .....18th Jan. 16 .....19th	<b>1975-76</b> March 2 .....18th	<b>1977-78</b> Dec. 27 .....18th Jan. 24 .....17th Jan. 31 .....15th Feb. 7 .....16th Feb. 14 .....14th Feb. 21 .....12th Feb. 28 .....11th March 6 .....13th March 13 .....15th	<b>1988-89</b> Preseason .....16th Nov. 22 .....17th Nov. 29 .....14th Dec. 6 .....13th Dec. 13 .....12th	Dec. 20 .....11th Dec. 27 .....10th Jan. 3 .....15th Jan. 10 .....14th Jan. 17 .....14th Jan. 24 .....11th Jan. 31 .....8th Feb. 7 .....12th Feb. 14 .....7th Feb. 21 .....12th Feb. 28 .....16th March 7 .....14th March 14 .....16th	<b>1991-92</b> Jan. 27 .....23rd Feb. 3 .....23rd Feb. 10 .....23rd Feb. 17 .....16th Feb. 24 .....22nd March 2 .....19th March 9 .....18th March 16 .....20th	<b>1992-93</b> Preseason .....9th Nov. 23 .....7th Nov. 30 .....11th Dec. 7 .....10th Dec. 14 .....10th	Dec. 21 .....18th Dec. 28 .....18th Jan. 4 .....23rd Jan. 25 .....19th Feb. 1 .....12th Feb. 8 .....10th Feb. 15 .....9th Feb. 22 .....6th March 1 .....11th March 8 .....10th March 15 .....11th	<b>1993-94</b> Preseason .....25th	<b>1997-98</b> Dec. 1 .....19th Dec. 8 .....16th Dec. 15 .....17th Dec. 22 .....17th Dec. 29 .....15th Jan. 5 .....13th Jan. 11 .....17th Jan. 18 .....20th
---	-------------------------------------	--	---	-------------------------------------	---	--	--	--	--	---	---------------------------------------	---


**Number of AP Polls Ranked in: 91**  
**Highest AP Ranking: 2nd** (three times during the 1972-73 season)  
**Number of AP Polls in the Top 10: 22**  
**Most Consecutive Weeks Ranked in the AP:**

Ranking	Weeks	Years
1	19	1971-72 through 1972-73
2	18	1988-89
3	8	1997-98
3	8	1992-93 (two times)
3	8	1991-92
3	8	1977-78
8	7	1969-70

## FLORIDA STATE IN THE ESPN/USA TODAY POLL

<b>1991-92</b> (First Year of Coaches' Poll) Feb. 3 .....23rd Feb. 10 .....21st Feb. 17 .....16th Feb. 24 .....21st March 9 .....13th March 16 .....17th April 8 .....14th	<b>1992-93</b> Nov. 30 .....10th Dec. 7 .....8th Dec. 14 .....9th Dec. 21 .....18th Dec. 28 .....16th Jan. 4 .....23rd Jan. 11 .....21st Jan. 18 .....22nd Jan. 25 .....20th Feb. 1 .....15th Feb. 8 .....12th Feb. 15 .....9th Feb. 22 .....7th March 1 .....11th March 8 .....11th March 15 .....11th April 7 .....7th	<b>1993-94</b> Nov. 22 .....24th Nov. 29 .....24th	<b>1997-98</b> Nov. 24 .....25th Dec. 1 .....18th Dec. 8 .....15th Dec. 15 .....17th Dec. 22 .....18th Dec. 29 .....15th Jan. 5 .....13th Jan. 12 .....16th Jan. 19 .....20th Jan. 26 .....23rd	<b>2003-04</b> Dec. 29 .....25th
--	---	--	---	-------------------------------------

*Ron Miller, who played on the Seminoles' 1991 and 1992 NCAA Tournament teams, helped Florida State average more than 20 wins a season during his career at Florida State.*





# ALL-TIME GAMES VS. OPPONENTS IN THE AP POLL

1957-58					
Date	Ranking	Opponent	Site	W/L	Score
Jan. 13, 1958	No. 18	Memphis State	Memphis, TN	L	56-59
Jan. 30, 1958	No. 1	West Virginia	Morgantown, WV	L	51-103
1958-59					
Date	Ranking	Opponent	Site	W/L	Score
Dec. 1, 1958	No. 2	Kentucky	Lexington, KY	L	68-91
Dec. 17, 1958	No. 13	Auburn	Auburn, AL	L	74-95
Dec. 29, 1958	No. 8	Auburn	Tallahassee, FL	L	62-69
Jan. 13, 1959	No. 18	Memphis State	Tallahassee, FL	L	72-75
Jan. 31, 1959	No. 14	Oklahoma City	Oklahoma City, OK	L	75-103
Feb. 16, 1959	No. 18	Oklahoma City	Tallahassee, FL	L	84-98
1959-60					
Date	Ranking	Opponent	Site	W/L	Score
Jan. 16, 1960	No. 15	Miami	Tallahassee, FL	L	91-93
Feb. 27, 1960	No. 9	Miami	Miami, FL	L	89-107
1960-61					
Date	Ranking	Opponent	Site	W/L	Score
Dec. 3, 1960	No. 20	Kentucky	Lexington, KY	W	63-58
Dec. 10, 1960	No. 11	Auburn	Auburn, AL	L	57-74
1961-62					
Date	Ranking	Opponent	Site	W/L	Score
Dec. 2, 1961	No. 1	Ohio State	Columbus, OH	L	57-72
1966-67					
Date	Ranking	Opponent	Site	W/L	Score
Dec. 20, 1966	No. 3	North Carolina	Chapel Hill, NC	L	54-81
1967-68					
Date	Ranking	Opponent	Site	W/L	Score
Feb. 1, 1968	No. 3	North Carolina	Chapel Hill, NC	L	80-86
1968-69					
Date	Ranking	Opponent	Site	W/L	Score
Dec. 16, 1968	No. 19	Louisville	Louisville, KY	L	78-79
Dec. 27, 1968	No. 16	Ohio State	Tallahassee, FL	L	86-93
Jan. 28, 1969	No. 19	South Carolina	Tallahassee, FL	W	87-76
Feb. 8, 1969	No. 2	North Carolina	Chapel Hill, NC	L	82-100
Feb. 15, 1969	No. 17	Dayton	Tallahassee, FL	W	79-71
1969-70					
Date	Ranking	Opponent	Site	W/L	Score
Dec. 13, 1969	No. 5	North Carolina	Chapel Hill, NC	L	75-86
Dec. 22, 1969	No. 14	Louisville	Tallahassee, FL	W	79-69
Jan. 3, 1970	No. 19	Southern Cal	Los Angeles, CA	L	68-71
Jan. 27, 1970	No. 6	Jacksonville	Jacksonville, FL	W	89-83
Feb. 18, 1970	No. 6	Jacksonville	Tallahassee, FL	L	81-85
1970-71					
Date	Ranking	Opponent	Site	W/L	Score
Dec. 8, 1970	No. 3	Jacksonville	Jacksonville, FL	L	108-114
Dec. 18, 1970	No. 8	Southern Cal	El Paso, TX	L	85-94
Jan. 27, 1971	No. 6	Jacksonville	Tallahassee, FL	L	65-83
Feb. 15, 1971	No. 6	Jacksonville	Jacksonville, FL	L	79-90
Feb. 22, 1971	No. 8	North Carolina	Chapel Hill, NC	L	61-70
1971-72					
Date	Ranking	Opponent	Site	W/L	Score
Dec. 7, 1971	No. 6	Jacksonville	Tallahassee, FL	W	90-83
Mar. 16, 1972	No. 11	Minnesota	Dayton, OH	W	70-56
Mar. 18, 1972	No. 18	Kentucky	Dayton, OH	W	73-54
Mar. 24, 1972	No. 2	North Carolina	Los Angeles, CA	W	79-75
Mar. 26, 1972	No. 1	UCLA	Los Angeles, CA	L	76-81
1972-73					
Date	Ranking	Opponent	Site	W/L	Score
Dec. 28, 1972	No. 13	Brigham Young	Oklahoma City, OK	L	77-80
Jan. 20, 1973	No. 15	Jacksonville	Tallahassee, FL	L	66-70
Feb. 14, 1973	No. 13	Jacksonville	Jacksonville, FL	W	83-74
Feb. 17, 1973	No. 6	North Carolina	New York, NY	L	79-91
1973-74					
Date	Ranking	Opponent	Site	W/L	Score
Dec. 15, 1973	No. 9	Louisville	Louisville, KY	L	78-90
Dec. 18, 1973	No. 19	Memphis State	Tallahassee, FL	W	88-80
Feb. 1, 1974	No. 17	New Mexico	Tallahassee, FL	W	90-71
Feb. 16, 1974	No. 4	North Carolina	Greensboro, NC	L	85-104
1974-75					
Date	Ranking	Opponent	Site	W/L	Score
Dec. 9, 1974	No. 16	Memphis State	Memphis, TN	L	69-70
Dec. 14, 1974	No. 4	Louisville	Tallahassee, FL	L	75-84
Dec. 26, 1974	No. 15	Purdue	Louisville, KY	W	69-66
Dec. 27, 1974	No. 4	Louisville	Louisville, KY	L	61-79
1975-76					
Date	Ranking	Opponent	Site	W/L	Score
Dec. 8, 1975	No. 1	Indiana	Bloomington, IN	L	59-83
Dec. 20, 1975	No. 8	Alabama	St. Petersburg, FL	L	72-76
Dec. 26, 1975	No. 13	Washington	Portland, OR	L	54-69
1976-77					
Date	Ranking	Opponent	Site	W/L	Score
Dec. 18, 1976	No. 5	San Francisco	San Francisco, CA	L	87-93
Jan. 3, 1977	No. 14	Louisville	Louisville, KY	L (OT)	75-78
Jan. 15, 1977	No. 18	Memphis State	Memphis, TN	L	75-81
Feb. 3, 1977	No. 3	Kentucky	Lexington, KY	L	57-97
1977-78					
Date	Ranking	Opponent	Site	W/L	Score
Dec. 27, 1977	No. 11	Cincinnati	Cincinnati, OH	L	75-77
Jan. 22, 1978	No. 9	Louisville	Louisville, KY	W	70-66
Feb. 17, 1978	No. 9	Louisville	Tallahassee, FL	W	81-70
Mar. 4, 1978	No. 20	Louisville	Cincinnati, OH	L	93-94
Mar. 11, 1978	No. 1	Kentucky	Lexington, KY	L	76-85
1978-79					
Date	Ranking	Opponent	Site	W/L	Score
Jan. 20, 1979	No. 7	Louisville	Tallahassee, FL	L	65-67
Feb. 1, 1979	No. 6	Louisville	Louisville, KY	L	71-84
1979-80					
Date	Ranking	Opponent	Site	W/L	Score
Jan. 27, 1980	No. 7	Louisville	Louisville, KY	L	73-79
Feb. 24, 1980	No. 2	Louisville	Tallahassee, FL	L	75-83
Mar. 1, 1980	No. 4	Louisville	Louisville, KY	L	72-81
Mar. 9, 1980	No. 4	Kentucky	Lexington, KY	L	78-97
1981-82					
Date	Ranking	Opponent	Site	W/L	Score
Jan. 4, 1982	No. 14	Louisville	Louisville, KY	L	57-79
1982-83					
Date	Ranking	Opponent	Site	W/L	Score
Dec. 30, 1982	No. 19	Tulsa	San Diego, CA	W	96-80
Jan. 8, 1983	No. 13	Louisville	Tallahassee, FL	L	69-96
Feb. 7, 1983	No. 12	Louisville	Louisville, KY	L	63-89
Feb. 26, 1983	No. 14	Memphis State	Tallahassee, FL	W	74-72
Mar. 3, 1983	No. 17	Memphis State	Memphis, TN	L	67-94
Mar. 11, 1983	No. 17	Memphis State	Cincinnati, OH	L	74-84
1983-84					
Date	Ranking	Opponent	Site	W/L	Score
Jan. 25, 1984	No. 14	Louisville	Louisville, KY	L	71-95
Feb. 6, 1984	No. 17	Louisville	Tallahassee, FL	W	75-60
Feb. 11, 1984	No. 9	Memphis State	Tallahassee, FL	L	69-73
Feb. 15, 1984	No. 8	Memphis State	Memphis, TN	L	67-75
Mar. 9, 1984	No. 17	Memphis State	Memphis, TN	L	63-65
1984-85					
Date	Ranking	Opponent	Site	W/L	Score
Jan. 5, 1985	No. 9	North Carolina	Miami, FL	L	69-78
Jan. 23, 1985	No. 9	Memphis State	Tallahassee, FL	L	69-74
Feb. 16, 1985	No. 4	Memphis State	Memphis, TN	L	68-70
Mar. 9, 1985	No. 4	Memphis State	Louisville, TN	L	86-90
1985-86					
Date	Ranking	Opponent	Site	W/L	Score
Dec. 31, 1985	No. 1	North Carolina	Charlotte, NC	L	64-109
Jan. 15, 1986	No. 18	Louisville	Tallahassee, FL	L	64-85
Jan. 25, 1986	No. 25	Virginia Tech	Blacksburg, VA	L	73-86
Feb. 10, 1986	No. 3	Memphis State	Memphis, TN	L	73-99
Feb. 19, 1986	No. 10	Louisville	Louisville, KY	L	67-89
Feb. 22, 1986	No. 4	Memphis State	Tallahassee, FL	W	82-80
Feb. 24, 1986	No. 24	Virginia Tech	Tallahassee, FL	L	84-92
Mar. 8, 1986	No. 10	Memphis State	Louisville, KY	L	71-73
1986-87					
Date	Ranking	Opponent	Site	W/L	Score
Dec. 6, 1986	No. 8	Alabama	Tallahassee, FL	W	72-71
Dec. 13, 1986	No. 9	Oklahoma	Norman, OK	L	92-109

# ALL-TIME GAMES VS. OPPONENTS IN THE AP POLL

## 1987-88

Date	Ranking	Opponent	Site	W/L	Score
Dec. 10, 1987	No. 16	Oklahoma	Tallahassee, FL	L	87-89
Dec. 12, 1987	No. 12	Florida	Gainesville, FL	L	48-71
Dec. 28, 1987	No. 3	Pittsburgh	Orlando, FL	L	71-72
Mar. 18, 1988	No. 17	Iowa	Los Angeles, CA	L	98-102

## 1988-89

Date	Ranking	Opponent	Site	W/L	Score
Dec. 3, 1988	No. 19	Florida	Tallahassee, FL	W	104-86
Dec. 29, 1988	No. 17	Villanova	Orlando, FL	L	67-68
Jan. 15, 1989	No. 17	Tennessee	Tallahassee, FL	W	101-90
Feb. 6, 1989	No. 7	Louisville	Louisville, KY	W	81-78
Feb. 16, 1989	No. 10	Louisville	Tallahassee, FL	L (OT)	77-78
Feb. 23, 1989	No. 14	La Salle	Philadelphia, PA	L	100-101
Mar. 12, 1989	No. 16	Louisville	Columbia, SC	L	80-87

## 1989-90

Date	Ranking	Opponent	Site	W/L	Score
Dec. 1, 1989	No. 24	Florida	Tallahassee, FL	L	69-82
Dec. 27, 1989	No. 19	NC State	New York, NY	L	72-90
Jan. 14, 1990	No. 11	Louisville	Tallahassee, FL	L	66-73
Feb. 3, 1990	No. 7	Syracuse	Orlando, FL	L	69-90
Feb. 6, 1990	No. 15	Louisville	Louisville, KY	L	50-69

## 1990-91

Date	Ranking	Opponent	Site	W/L	Score
Dec. 22, 1990	No. 1	UNLV	Las Vegas, NV	L	69-101
Jan. 19, 1991	No. 22	South Carolina	Columbia, SC	W (OT)	81-80
Jan. 21, 1991	No. 2	Arkansas	Tallahassee, FL	L	92-109
Feb. 18, 1991	No. 7	Syracuse	Syracuse, NY	L	79-88
Mar. 16, 1991	No. 3	Indiana	Louisville, KY	L	60-82

## 1991-92

Date	Ranking	Opponent	Site	W/L	Score
Dec. 15, 1991	No. 5	North Carolina	Chapel Hill, NC	W	86-74
Jan. 6, 1992	No. 1	Duke	Durham, NC	L	70-86
Jan. 11, 1992	No. 19	Wake Forest	Winston-Salem, NC	W	88-85
Jan. 23, 1992	No. 18	Georgia Tech	Atlanta, GA	W	83-79
Jan. 30, 1992	No. 1	Duke	Tallahassee, FL	L	62-75
Feb. 27, 1992	No. 10	North Carolina	Tallahassee, FL	W	110-96
Mar. 14, 1992	No. 20	North Carolina	Charlotte, NC	L	76-80
Mar. 26, 1992	No. 4	Indiana	Albuquerque, NM	L	74-85

## 1992-93

Date	Ranking	Opponent	Site	W/L	Score
Nov. 20, 1992	No. 19	Iowa State	Tallahassee, FL	W	109-86
Nov. 25, 1992	No. 4	Indiana	New York, NY	L (OT)	78-81
Nov. 27, 1992	No. 21	UCLA	New York, NY	L (OT)	83-86
Dec. 2, 1992	No. 19	Massachusetts	Tallahassee, FL	W	67-64
Jan. 6, 1993	No. 25	Virginia	Charlottesville, VA	L	76-80
Jan. 24, 1993	No. 6	Duke	Tallahassee, FL	W (OT)	89-88
Jan. 27, 1993	No. 3	North Carolina	Chapel Hill, NC	L	77-82
Jan. 31, 1993	No. 18	Georgia Tech	Tallahassee, FL	W	96-77
Feb. 8, 1993	No. 24	Virginia	Tallahassee, FL	W	99-84
Feb. 10, 1993	No. 9	Wake Forest	Tallahassee, FL	W	111-94
Feb. 24, 1993	No. 9	Duke	Durham, NC	L	75-98
Feb. 27, 1993	No. 3	North Carolina	Tallahassee, FL	L	76-86
Mar. 25, 1993	No. 25	W. Kentucky	Charlotte, NC	W (OT)	81-78
Mar. 27, 1993	No. 2	Kentucky	Charlotte, NC	L	81-106

## 1993-94

Date	Ranking	Opponent	Site	W/L	Score
Jan. 22, 1994	No. 5	Duke	Durham, NC	L	79-106
Jan. 26, 1994	No. 4	North Carolina	Tallahassee, FL	L	77-90
Jan. 29, 1994	No. 21	Georgia Tech	Atlanta, GA	W	74-73
Feb. 3, 1994	No. 11	Massachusetts	Amherst, MA	L	58-62
Feb. 21, 1994	No. 16	Florida	Gainesville, FL	L	61-72
Feb. 23, 1994	No. 2	Duke	Tallahassee, FL	L	72-84
Feb. 26, 1994	No. 4	North Carolina	Chapel Hill, NC	L	75-78
Mar. 11, 1994	No. 11	North Carolina	Charlotte, NC	L	69-83

## 1994-95

Date	Ranking	Opponent	Site	W/L	Score
Dec. 6, 1994	No. 8	Arizona	Tucson, AZ	L	78-96
Dec. 17, 1994	No. 8	Florida	Orlando, FL	L (2OT)	65-71
Jan. 7, 1995	No. 18	Wake Forest	Winston-Salem, NC	L	64-72
Jan. 10, 1995	No. 9	Maryland	Tallahassee, FL	L	57-70
Jan. 25, 1995	No. 3	North Carolina	Chapel Hill, NC	L	70-100
Jan. 29, 1995	No. 21	Georgia Tech	Tallahassee, FL	L	67-80
Feb. 4, 1995	No. 15	Virginia	Charlottesville, VA	L (OT)	63-76
Feb. 8, 1995	No. 11	Wake Forest	Tallahassee, FL	W	69-67
Feb. 11, 1995	No. 8	Maryland	College Park, MD	L	65-80
Feb. 25, 1995	No. 3	North Carolina	Tallahassee, FL	L	78-80
Mar. 10, 1995	No. 10	Maryland	Charlotte, NC	L	64-71



Ron Hale, a member of the Seminoles' 1998 NCAA Tournament team, is ranked in the top 20 in school history for career 3-point field goals made (No. 11, 111), blocked shots (No. 12, 77) and career points scored (No. 20, 1,236 career points). He was the Seminoles' leading scorer on the 1998 NCAA Tournament team.



# ALL-TIME GAMES VS. OPPONENTS IN THE AP POLL



Sam Cassell, who has won two NBA Championship rings, is ranked ninth in school history in career steals (153). His 97 steals during the 1993 season is the single-season school record.

## 1995-96

Date	Ranking	Opponent	Site	W/L	Score
Dec. 12, 1995	No. 8	Connecticut	Tallahassee, FL	L	61-79
Jan. 6, 1996	No. 12	Wake Forest	Tallahassee, FL	L (OT)	73-75
Jan. 17, 1996	No. 19	Clemson	Tallahassee, FL	W	75-62
Jan. 24, 1996	No. 11	North Carolina	Tallahassee, FL	L	71-82
Feb. 7, 1996	No. 9	Wake Forest	Winston-Salem, NC	L	67-81
Feb. 24, 1996	No. 17	North Carolina	Chapel Hill, NC	W	84-80
Feb. 28, 1996	No. 18	Georgia Tech	Tallahassee, FL	L	68-83

## 1996-97

Date	Ranking	Opponent	Site	W/L	Score
Dec. 5, 1996	No. 10	Duke	Durham, NC	L (OT)	66-72
Jan. 11, 1997	No. 5	Clemson	Tallahassee, FL	L	70-76
Jan. 22, 1997	No. 19	North Carolina	Tallahassee, FL	W	84-71
Jan. 25, 1997	No. 4	Wake Forest	Winston-Salem, NC	L	58-61
Jan. 29, 1997	No. 5	Maryland	Tallahassee, FL	W	74-70
Feb. 6, 1997	No. 20	North Carolina	Chapel Hill, NC	L	62-90
Feb. 13, 1997	No. 10	Maryland	College Park, MD	L	57-73
Feb. 15, 1997	No. 6	Duke	Tallahassee, FL	L	79-89
Feb. 23, 1997	No. 8	Clemson	Clemson, SC	W	67-65
Mar. 1, 1997	No. 5	Wake Forest	Tallahassee, FL	W	59-55
Mar. 7, 1997	No. 8	Wake Forest	Greensboro, NC	L	65-66

## 1997-98

Date	Ranking	Opponent	Site	W/L	Score
Nov. 26, 1997	No. 11	Connecticut	New York, NY	W	67-60
Nov. 28, 1997	No. 2	Kansas	New York, NY	L	58-73
Dec. 20, 1997	No. 1	North Carolina	Tallahassee, FL	L	73-81
Dec. 23, 1997	No. 5	Arizona	Tallahassee, FL	W	84-79
Jan. 10, 1998	No. 2	Duke	Tallahassee, FL	L	63-75
Jan. 24, 1998	No. 2	North Carolina	Chapel Hill, NC	L	55-103
Feb. 7, 1998	No. 23	Maryland	Tallahassee, FL	L	62-68
Feb. 10, 1998	No. 2	Duke	Durham, NC	L	72-86
Mar. 13, 1998	No. 15	Texas Christian	Oklahoma City, OK	W	96-87

## 1998-99

Date	Ranking	Opponent	Site	W/L	Score
Jan. 6, 1999	No. 11	North Carolina	Tallahassee, FL	L	54-72
Jan. 12, 1999	No. 25	Clemson	Tallahassee, FL	W	70-64
Jan. 16, 1999	No. 2	Duke	Durham, NC	L	73-98
Jan. 27, 1999	No. 4	Maryland	College Park, MD	L	87-107
Feb. 7, 1999	No. 12	North Carolina	Chapel Hill, NC	L	64-98
Feb. 17, 1999	No. 1	Duke	Tallahassee, FL	L	59-85
Feb. 27, 1999	No. 5	Maryland	Tallahassee, FL	L	75-84
Mar. 5, 1999	No. 5	Maryland	Charlotte, NC	L	69-93

## 1999-00

Date	Ranking	Opponent	Site	W/L	Score
Nov. 19, 1999	No. 7	Florida	Gainesville, FL	L	61-96
Nov. 29, 1999	No. 11	Temple	Tallahassee, FL	L	58-69
Dec. 5, 1999	No. 7	Auburn	Auburn, AL	L	54-55
Jan. 16, 2000	No. 6	Duke	Tallahassee, FL	L	54-85
Jan. 22, 2000	No. 21	North Carolina	Chapel Hill, NC	W	76-71
Jan. 29, 2000	No. 22	Maryland	Tallahassee, FL	L	63-82
Feb. 16, 2000	No. 3	Duke	Durham, NC	L	68-101
Mar. 1, 2000	No. 17	Maryland	College Park, MD	L	70-85
Mar. 10, 2000	No. 20	Maryland	Charlotte, NC	L	61-82

## 2000-01

Date	Ranking	Opponent	Site	W/L	Score
Nov. 17, 2000	No. 11	Florida	Tallahassee, FL	L	70-85
Nov. 24, 2000	No. 21	DePaul	Anchorage, AK	L	74-80
Jan. 4, 2001	No. 3	Duke	Tallahassee, FL	L	72-99
Jan. 9, 2001	No. 6	Wake Forest	Winston-Salem, NC	L	53-76
Jan. 14, 2001	No. 14	Maryland	Tallahassee, FL	L	55-76
Jan. 16, 2001	No. 13	Virginia	Charlottesville, VA	L	71-89
Jan. 20, 2001	No. 6	North Carolina	Tallahassee, FL	L	70-80
Feb. 4, 2001	No. 2	Duke	Durham, NC	L	58-100
Feb. 10, 2001	No. 19	Wake Forest	Tallahassee, FL	L	65-71
Feb. 14, 2001	No. 17	Maryland	College Park, MD	W	74-71
Feb. 17, 2001	No. 12	Virginia	Tallahassee, FL	L	66-69
Feb. 22, 2001	No. 2	North Carolina	Chapel Hill, NC	L	67-95

## 2001-02

Date	Ranking	Opponent	Site	W/L	Score
Nov. 16, 2001	No. 6	Florida	Gainesville, FL	L	47-68
Dec. 16, 2001	No. 19	Wake Forest	Winston-Salem, NC	L	72-93
Jan. 6, 2002	No. 1	Duke	Tallahassee, FL	W	77-76
Jan. 20, 2002	No. 10	Virginia	Charlottesville, VA	L	74-91
Jan. 26, 2002	No. 3	Maryland	College Park, MD	L	63-84
Feb. 2, 2002	No. 24	Wake Forest	Tallahassee, FL	L	80-89
Feb. 7, 2002	No. 1	Duke	Durham, NC	L	49-80
Feb. 20, 2002	No. 22	Virginia	Tallahassee, FL	W	66-59
Feb. 27, 2002	No. 2	Maryland	Tallahassee, FL	L	63-96
Mar. 8, 2002	No. 2	Maryland	Charlotte, NC	L	59-85



# ALL-TIME GAMES VS. OPPONENTS IN THE AP POLL

## 2002-03

Date	Ranking	Opponent	Site	W/L	Score
Dec. 6, 2002	No. 8	Florida	Tallahassee, FL	L	57-58
Dec. 22, 2002	No. 23	North Carolina	Tallahassee, FL	L	48-69
Jan. 11, 2003	No. 21	Maryland	College Park, MD	L	62-89
Jan. 26, 2003	No. 17	Wake Forest	Winston-Salem, NC	L	60-71
Feb. 2, 2003	No. 5	Duke	Tallahassee, FL	W	75-70
Feb. 12, 2003	No. 16	Maryland	Tallahassee, FL	L	72-74
Feb. 26, 2003	No. 12	Wake Forest	Tallahassee, FL	L	56-60
Mar. 6, 2003	No. 10	Duke	Durham, NC	L	56-72
Mar. 14, 2003	No. 9	Wake Forest	Greensboro, NC	L	61-69

## 2003-04

Date	Ranking	Opponent	Site	W/L	Score
Dec. 22, 2003	No. 16	Pittsburgh	Pittsburgh, PA	L	56-63
Dec. 28, 2003	No. 24	Maryland	Tallahassee, FL	W	79-75
Jan. 3, 2004	No. 12	Florida	Gainesville, FL	L	73-87
Jan. 22, 2004	No. 7	North Carolina	Tallahassee, FL	W (OT)	90-81
Jan. 25, 2004	No. 7	Wake Forest	Tallahassee, FL	W	75-70
Jan. 29, 2004	No. 1	Duke	Durham, NC	L	49-56
Feb. 3, 2004	No. 15	Georgia Tech	Tallahassee, FL	W	81-65
Feb. 10, 2004	No. 10	NC State	Raleigh, NC	L	59-75
Feb. 21, 2004	No. 16	North Carolina	Chapel Hill, NC	L	71-78
Feb. 25, 2004	No. 11	Wake Forest	Winston-Salem, NC	L (OT)	87-90
Feb. 29, 2004	No. 4	Duke	Tallahassee, FL	L	65-70
Mar. 6, 2004	No. 19	Georgia Tech	Atlanta, GA	L	60-63
Mar. 12, 2004	No. 17	NC State	Greensboro, NC	L	71-78

## 2004-05

Date	Ranking	Opponent	Site	W/L	Score
Dec. 19, 2004	No. 23	Maryland	College Park, MD	L (OT)	88-90
Jan. 18, 2005	No. 3	Wake Forest	Tallahassee, FL	W (OT)	91-83
Jan. 22, 2005	No. 4	Duke	Tallahassee, FL	L	56-88
Feb. 2, 2005	No. 25	Georgia Tech	Atlanta, GA	L	61-64
Feb. 6, 2005	No. 2	North Carolina	Tallahassee, FL	L	60-81
Feb. 12, 2005	No. 6	Wake Forest	Winston-Salem, NC	L	48-87
Mar. 3, 2005	No. 2	North Carolina	Chapel Hill, NC	L	76-91

## 2005-06

Date	Ranking	Opponent	Site	W/L	Score
Nov. 25, 2005	No. 14	Florida	Gainesville, FL	L	66-74
Jan. 14, 2006	No. 15	Boston College	Chestnut Hill, MA	L	87-90
Jan. 22, 2006	No. 24	North Carolina	Tallahassee, FL	L	80-81
Feb. 4, 2006	No. 2	Duke	Durham, NC	L (OT)	96-97
Mar. 1, 2006	No. 1	Duke	Tallahassee, FL	W	79-74

## 2006-07

Date	Ranking	Opponent	Site	W/L	Score
Nov. 24, 2006	No. 3	Pittsburgh	Pittsburgh, PA	L	66-88
Nov. 28, 2006	No. 12	Wisconsin	Madison, WI	L	66-81
Dec. 3, 2006	No. 4	Florida	Tallahassee, FL	W	70-66
Jan. 3, 2007	No. 23	Clemson	Tallahassee, FL	L	66-68
Jan. 7, 2007	No. 2	North Carolina	Chapel Hill, NC	L	58-84
Jan. 17, 2007	No. 23	Virginia Tech	Tallahassee, FL	W	82-73
Feb. 4, 2007	No. 8	Duke	Durham, NC	W	68-67
Mar. 9, 2007	No. 8	North Carolina	Tampa, FL	L	58-73

*Bob Sura, the greatest scorer in school history, is ranked first in school history with 2,130 career points scored and 731 career field goals made. He earned one of two triple-doubles in school history with 19 points, 12 rebounds and 12 assists against NC State on Jan. 15, 1995.*





# COACHING HISTORY



**Don Loucks**  
5-13  
(1947-48)

Don Loucks, one of the most respected members of the Florida State athletic family, was the first coach of men's intercollegiate basketball at FSU. He guided the team to a 5-13 record during the 1947-48 season.

Loucks would go on to become a member of FSU's Hall of Fame after six decades with the University. The tennis courts at FSU are named in honor of Don Loucks.

Year	W	L	Pct.
1947-48 Don Loucks	5	13	.277



**J.K. Kennedy**  
236-208  
(1948-66)

J.K. Kennedy was better known as "Bud" during his 18 years as head coach of the Florida State program. A warm and compassionate man, Kennedy led the Seminoles from a limited program to major college status. He compiled a record of 236-208 from 1948-49 to 1965-66. His finest single season came in 1954-55 when he coached the Tribe, led by future Hall of Famers Jimmy Oler and Ham Wernke, to a 22-4 record.

Year	W	L	Pct.
1948-49 J. K. "Bud" Kennedy	12	12	.500
1949-50 J. K. "Bud" Kennedy	14	10	.583
1950-51 J. K. "Bud" Kennedy	18	9	.667
1951-52 J. K. "Bud" Kennedy	5	20	.200
1952-53 J. K. "Bud" Kennedy	11	11	.500
1953-54 J. K. "Bud" Kennedy	13	7	.650
1954-55 J. K. "Bud" Kennedy	22	4	.846
1955-56 J. K. "Bud" Kennedy	16	9	.640
1956-57 J. K. "Bud" Kennedy	9	17	.346
1957-58 J. K. "Bud" Kennedy	9	16	.360
1958-59 J. K. "Bud" Kennedy	8	15	.347
1959-60 J. K. "Bud" Kennedy	10	15	.400
1960-61 J. K. "Bud" Kennedy	14	10	.583
1961-62 J. K. "Bud" Kennedy	15	8	.651
1962-63 J. K. "Bud" Kennedy	15	10	.600
1963-64 J. K. "Bud" Kennedy	14	14	.500
1964-65 J. K. "Bud" Kennedy	16	10	.615
1965-66 J. K. "Bud" Kennedy	15	11	.577
<b>Total</b>	<b>236</b>	<b>208</b>	<b>.532</b>



**Hugh Durham**  
229-96  
(1966-78)

Hugh Durham's tenure at Florida State included four 20-win seasons and saw the program play for the national championship in 1972. Durham led the Seminoles to a 229-96 record and his .705 winning percentage was among the nation's best. He took FSU to three NCAA Tournaments.

Durham also made an impact with the Florida State program as a player in the late 1950's. From 1956-59 he scored 1,381 points, an average of 18.9 per game. His name is still prominent in many FSU records lists.

Year	W	L	Pct.
1966-67 Hugh Durham	11	15	.423
1967-68 Hugh Durham	19	8	.704
1968-69 Hugh Durham	18	8	.692
1969-70 Hugh Durham	23	3	.885
1970-71 Hugh Durham	17	9	.654
1971-72 Hugh Durham	27	6	.818
1972-73 Hugh Durham	18	8	.692
1973-74 Hugh Durham	18	8	.692
1974-75 Hugh Durham	18	8	.692
1975-76 Hugh Durham	21	6	.778
1976-77 Hugh Durham	16	11	.593
1977-78 Hugh Durham	23	6	.793
<b>Total</b>	<b>229</b>	<b>96</b>	<b>.705</b>



**Joe Williams**  
129-105  
(1978-86)

Joe Williams took over as head coach of the Seminoles in 1978 after very successful stops at Jacksonville (1964-70) and Furman (1970-78). He led the FSU program for eight seasons and won 129 games while losing 105. He took Florida State to the NCAA Tournament in 1979-80 (1-1) and to the National Invitation Tournament in 1983-84 (1-1). The Seminoles had two 20-win seasons under his leadership.

Year	W	L	Pct.
1978-79 Joe Williams	19	10	.655
1979-80 Joe Williams	22	9	.710
1980-81 Joe Williams	17	11	.607
1981-82 Joe Williams	11	17	.392
1982-83 Joe Williams	14	14	.500
1983-84 Joe Williams	20	11	.645
1984-85 Joe Williams	14	16	.467
1985-86 Joe Williams	12	17	.414
<b>Total</b>	<b>129</b>	<b>105</b>	<b>.551</b>



**Pat Kennedy**  
202-131  
(1986-1997)

Pat Kennedy is credited with leading the Florida State program back to national prominence. Kennedy registered a Metro Conference regular season and tournament championship before the school joined the ACC in 1991-92.

Kennedy led the Seminoles to five NCAA Tournament berths and two NIT appearances in his 11 years. FSU advanced to the Elite Eight of the 1993 NCAA Tournament, marking the second-best season in FSU history.

Florida State went 202-131 under Kennedy, posting a .607 winning percentage in his 11 seasons. Kennedy set a record for road wins and total ACC wins by a first-year coach with six and 11 respectively, in 1991-92.

Year	W	L	Pct.
1986-87 Pat Kennedy	19	11	.633
1987-88 Pat Kennedy	19	11	.633
1988-89 Pat Kennedy	22	8	.733
1989-90 Pat Kennedy	16	15	.516
1990-91 Pat Kennedy	21	11	.656
1991-92 Pat Kennedy	22	10	.687
1992-93 Pat Kennedy	25	10	.714
1993-94 Pat Kennedy	13	14	.481
1994-95 Pat Kennedy	12	15	.444
1995-96 Pat Kennedy	13	14	.481
1996-97 Pat Kennedy	20	12	.625
<b>Total</b>	<b>202</b>	<b>131</b>	<b>.607</b>



**Steve Robinson**  
64-86  
(1997-2002)

Steve Robinson was named the sixth head coach in Florida State basketball history on July 1, 1997 and he made an immediate impact on the Seminole program. Robinson's first season at FSU saw the Tribe return to national prominence. Florida State went 18-14, earned an at-large bid to the NCAA Tournament and advanced to the tourney's second round. The Seminoles also reappeared in the Associated Press Top 25 with a peak at No. 13, finished as Preseason National Invitation Tournament runners-up and defeated defending national champion Arizona.

Year	W	L	Pct.
1997-98 Steve Robinson	18	14	.563
1998-99 Steve Robinson	13	17	.433
1999-00 Steve Robinson	12	17	.414
2000-01 Steve Robinson	9	21	.300
2001-02 Steve Robinson	12	17	.414
<b>Total</b>	<b>64</b>	<b>86</b>	<b>.427</b>

# COACHING HISTORY



**Leonard Hamilton**  
87-71  
(2002-Pr.)

Leonard Hamilton was named Florida State's seventh head coach on March 19, 2002. He led the Seminoles to the NIT in both 2004 and 2006, marking the first time the Seminoles had played in the post-season since 1998. During the 2005-06 season he guided Florida State to a 20-10 overall record and a 9-7 mark in the ACC. The 20 wins were the most by the Seminoles since 1997 and the 9-7 record and fifth place finish in the ACC standings was the third-best in school history. During the 2003-04 season, he led Florida State to a 19-14 record and coached Tim Pickett, only the second player in school history to earn All-ACC First-Team honors. His first victory as Florida State's head coach came against Savannah State in his first game with the Seminoles in the 2002-03 season. Hamilton led Florida State to the second victory in school history over the nation's No. 1 ranked team with a victory over Duke on March 1, 2006. In his first four years as Florida State's head coach, he led the Seminoles to seven victories over nationally ranked teams. Hamilton became the school's first basketball coach with professional experience after serving as the head coach of the Washington Wizards in 2001.

Year	W	L	Pct.
2002-03 Leonard Hamilton	14	15	.483
2003-04 Leonard Hamilton	19	14	.576
2004-05 Leonard Hamilton	12	19	.387
2005-06 Leonard Hamilton	20	10	.667
2006-07 Leonard Hamilton	22	13	.629
<b>Total</b>	<b>87</b>	<b>71</b>	<b>.551</b>



**Leonard Hamilton**  
2002-Present

## Overall Florida State Coaching Record

Years	W	L	Pct.
60	952	710	.573


## FSU ALL-TIME MEN'S BASKETBALL ASSISTANT COACHES

Baxter, Jim	1996-97
Benjamin, Lee	1953-57
Bolton, Bill	1970-74
Branscum, Cleve	1967-69
Carlson, Tom	1986-97
Carter, Tim	2006-07
Cautero, Vince	1988-92
Clendinen, Bill	1966-70
Cotten, Russell	1985-86
Crawford, Coleman	1997-02
Dewar, John	1963-64
Dotson, Bob	1978-80
Durham, Hugh	1959-66
<b>Enfield, Andy</b>	<b>2006-Present</b>
Gay, Larry	1974-78
Giles, Stephen	2000-02
Gilmore, Frank	1978-82
Hands, Lorenzo	1994-95

Hunt, Michael	1986-88
Jackson, Tony	1982-84
Jaskulski, Mike	2002-06
Joler, Jim	1956-59
Jones, John	1978-80
<b>Jones, Stan</b>	<b>2002-Present</b>
Juhlin, Tim	1998-00
Kelly, Lake	1963-64
Kennedy, Wally	1986-87
Lawson, Al	1971-74
Long, Mike	1953-59
Marsh, Donnie	1995-97
McHone, Morris	1970-78
Miles, Bobby	1984-85
Morgan, Rex	1980-86
Petriccione, Rich	1986-89
Platt, Jim	1997-00
Pons, Jackie	1982-86
Powers, Fred	1960-63
Powless, John	1959-60
Sheals, Tony	2002-06
Sodec, John	1976-78
Welsh, Tim	1986-88
Whitmer, Bob	1952-53
Wilkes, Rob	2000-02
<b>Williams, Corey</b>	<b>2007-Present</b>
Williams, Steve	1980-86
Williamson, Kenny	1989-94
Wingate, Matt	1997-98
Zimroth, David	1986-96




**Don Loucks**  
1947-48



**J.K. "Bud" Kennedy**  
1948-66




**Hugh Durham**  
1966-78



**Joe Williams**  
1978-86



**Pat Kennedy**  
1986-97



**Steve Robinson**  
1997-2002




# BASKETBALL LETTERMAN CLUB

(Year indicates finish of season; i.e., 1996-97 is listed as 1997.)

## A

Abraham, Ansley .....1974  
 Adams, Arthur .....1949  
 Aldridge, Archie .....1974




**Ansley Abraham**  
1974

Allen, Herbert .....1976  
 Allen, Jerel .....2006, 07  
 Allen, Randy .....1984, 85, 86, 87  
 Amick, John .....1972  
 Anderson, Damous .....1999, 00  
 Anderson, David .....2000, 01, 02  
 Anderson, Kris .....1977, 78, 79, 81  
 Archer, Bill .....1959  
 Arnold, Granville .....1983, 84  
 Arnold, Rodney .....1980, 81  
 Arrington, Delvon .....1999, 00, 01, 02  
 Artmeier, Richard .....1953, 54, 55, 56  
 Ashworth, Rufus .....1960, 61, 62

## B

Baker, Terrell .....1998, 99  
 Barber, Pee Wee .....1986, 87  
 Barnes, Joey .....1988, 89, 90




**Pee Wee Barber**  
1986, 87

Barrow, Tim .....1968  
 Bates, Don .....1959  
 Benjamin, Lee .....1949, 50  
 Benson, Rick .....1952, 53, 54, 55  
 Biggs, Donald .....1966  
 Bloodworth, John .....1966  
 Boltz, Daniel .....1958, 59  
 Boyd, Aubry .....1988, 89, 90, 91  
 Bozeman, James .....1978, 79, 81  
 Bracy, J. D. ....2002  
 Breeden, Casaan .....2006, 07  
 Brennan, John .....1975  
 Brodie, Mark .....1975  
 Brower, Geoff .....1996, 97  
 Brown, Murray .....1977, 78, 79, 80  
 Brownyard, Dave .....1973, 74  
 Bryant, Nick .....1994  
 Bulser, Larry .....1964  
 Burke, Dennis .....1973, 74  
 Burst, Thomas .....1953, 54, 55  
 Burt, John .....1969, 70, 71  
 Bush, Ken .....1969  
 Byrd, Carlton .....1974, 75, 76, 77

## C

Cable, Randy .....1968, 69, 70  
 Calkin, Jim .....1972  
 Callier, Benson .....2003, 04




**Dave Cowens**  
1968, 69, 70

Campbell, Rick .....1967  
 Carroll, Derrick .....1993, 95  
 Carter, Tony .....1985, 86, 87  
 Cassell, Sam .....1992, 93  
 Casteel, Robert .....1957, 58, 59, 60  
 Chassee, Richard .....1974, 75  
 Chatman, Ed .....1979  
 Chaudron, Ralph .....1948  
 Chlebek, Matt .....1998, 99, 00  
 Choice, Raleigh .....1986, 87  
 Clyde, Benny .....1973  
 Cole, Otis .....1972, 73, 74  
 Collins, James .....1994, 95, 96, 97  
 Collinsworth, Greg .....1979, 80, 81  
 Coogle, Faurest .....1961, 62, 63  
 Copeland, Chad .....1990  
 Cotton, Bill .....1960, 61  
 Cowens, Dave .....1968, 69, 70  
 Cox, Jerry .....1978, 79, 80  
 Crawford, Adrian .....1999, 00, 01  
 Cummings, Monte .....2001, 02  
 Cundy, Tom .....1952, 53, 54, 55  
 Curry, Avery .....1995, 96

## D

Dale, Wally .....1962, 63  
 Danford, Richard .....1966, 67, 68  
 Davis, Harry .....1975, 76, 77, 78



**LaRae Davis**  
1986, 87

Davis, Jack .....1960, 61, 62  
 Davis, LaRae .....1986, 87  
 Dawson, Tony .....1988, 89  
 Deas, Devonaire .....1997, 98  
 Decker, Burt .....1958  
 Dellehan, Tom .....1954  
 DePathy, Bob .....1968  
 Dickson, Larry .....1948, 49, 50, 51  
 Dillard, Mickey .....1977, 78, 80, 81  
 Dillard, Steve .....1981  
 Dixon, Antwuan .....1999, 00, 01, 02  
 Dixon, Nigel .....2000, 01, 02  
 Dobard, Rodney .....1990, 91, 92, 93  
 Donald, Ray .....1992  
 Douglas, Toney .....2007

Doyle, Kenneth .....1966, 67, 68  
 Durham, Hugh .....1957, 58, 59

## E

Echefu, Uche .....2006, 07  
 Edminston, George .....1950  
 Edney, Tim .....1960, 61, 62




**Uche Echefu**  
2006, 07

Edwards, Douglas .....1991, 92, 93  
 Ek, Bob .....1962, 63, 64  
 Elzy, Vernell .....1970, 71  
 Engstrom, Ben .....2005

## F

Fairchild, Charles .....1965, 66  
 Farrar, Joe .....1984, 85  
 Fedor, Dave .....1960, 61, 62




**Jerome Fitchett**  
1985, 86, 87, 88

Fedor, Jon .....1988  
 Fells, Oren .....2003  
 Fischer, Louis .....1950, 51, 52  
 Fitchett, Jerome .....1985, 86, 87, 88  
 Freudenstein, Roger .....1960  
 Fryer, Artie .....1972

## G

Galloway, Todd .....2003, 04, 05, 06  
 Garcia, Thomas .....1956, 57, 58  
 Garrett, Rowland .....1970, 71, 72  
 Gay, Larry .....1971, 72, 73




**Alton Lee Gipson**  
1984, 85

Gies, Jan .....1968, 69, 70  
 Gilbert, Mark .....1975  
 Gilmore, Oren .....1981, 82  
 Gipson, Alton Lee .....1984, 85  
 Giswold, Bill .....1963  
 Glenn, Bill .....1966, 67  
 Glover, Roy .....1970  
 Gonzalez, Pete .....1963, 64, 65  
 Gordon, Duane .....1952, 53, 54  
 Gordon, Emanuel .....2004  
 Grabuloff, David .....1994  
 Grady, Greg .....1973, 74, 75, 76  
 Graham, Chuck .....1990, 91, 92, 94  
 Greer, LaMarr .....1995, 96, 97, 98  
 Gregory, Stu .....1956, 57, 58  
 Griffin, Antonio .....2005  
 Gruhl, Stephen .....1992  
 Guckenberger, Buzz .....1955, 59

## H

Hale, Ron .....1997, 98, 99, 00  
 Hands, Lorenzo .....1989, 90, 91, 93  
 Harris, Eugene .....1974, 75, 76, 77




**Marcell Haywood**  
2001, 02, 03

Harris, Ron .....1970, 71, 72  
 Harrison, John .....1974, 75  
 Hartman, Bob .....1951  
 Harvey, Trevor .....2002, 03  
 Haynes, Marvin .....1980  
 Haywood, Marcell .....2001, 02, 03  
 Hewitt, Ted .....1950  
 Hilaman, Sheldon .....1948  
 Hoff, Brian .....2006, 07  
 Hogan, Jeff .....1967, 68, 69  
 Hoge, Cal .....1963  
 Hunter, Tat .....1986, 87, 88, 89

## J

Jackson, Randell .....1996, 97, 98  
 Jackson, Tony .....1977, 78, 79, 80  
 Jacoby, Leroy .....1956, 57, 58



**Michael Johnson**  
1982, 83, 84


Johnson, Alexander .....2004, 05, 06  
 Johnson, Brad .....1988  
 Johnson, Michael .....1982, 83, 84  
 Johnson, Nate .....2003, 04  
 Johnson, Otis .....1973  
 Joiner, Michael .....2001, 02, 03, 04

# BASKETBALL LETTERMAN CLUB

(Year indicates finish of season; i.e., 1996-97 is listed as 1997.)

## K

Karasek, Tony .....1986, 87  
Kendall, Dick .....1949, 50  
Kerner, Jonathon.....1993, 94




**Michael Kundid**  
1976

Kimrey, Lannie .....1969  
King, Ron .....1971, 72, 73  
Klay, Dale .....1968, 69, 70  
Kratzer, Bill .....1948  
Krieg, Adam .....2002  
Kuhl, Donnie .....1977, 78, 79, 81  
Kundid, Michael.....1976

## L

Lanigan, Robert .....1947  
Leakey, Ken .....1964, 65, 66




**Kirk Luchman**  
1994, 95, 96, 97

Leitch, Colin .....1966  
Liteky, Jim .....1958, 59  
Long, Charlie .....1961, 62, 63  
Loucks, Donald .....1948  
Louis, Corey .....1995, 96, 97, 98  
Lovell, Bobby .....1963, 64, 65  
Lowery, Ryan .....2001, 02  
Luchman, Kirk .....1994, 95, 96, 97  
Lyttle, Jim .....1966

## M

Mabry, Thomas .....1985, 86  
Macklin, Kenneth .....1969, 70  
Macomber, Dave .....1969, 70, 71  
Mahoney, Darryl.....1956  
Malmen, Ronald.....1965, 66  
Mann, Hank .....1975, 78, 79  
Marsee, Bud .....1950, 51  
Martello, Vince .....1983, 84  
Martin, Terry .....1985  
Matchett, Scott .....1981  
Mateer, Craig .....1986, 87  
Mathews, Mike .....2001, 02, 03, 04  
Mathis, Emanuel .....1999, 00  
Maxwell, Hosea.....1948  
Mayes, Tharon .....1988, 89, 90  
McCloud, George .....1986, 87, 88, 89  
McComber, Darryl.....1969, 70  
McCrary, Benjamin.....1948  
McCray, Lawrence .....1972, 73, 74  
McLaughlin, Tom .....1949, 50, 51, 52  
Menacof, Nick.....1959




**Thomas Mabry**  
1985, 86

Miles, Blake .....1989, 90  
Miles, Bobby .....1982, 83, 84  
Miller, Ron .....1990, 91, 92  
Mims, Ralph.....2005, 06, 07  
Mitchell, Derrick .....1988, 89  
Moran, Nate.....2001, 02, 03  
Morison, Bruce .....1965, 66  
Morrison, Ian.....1967  
Mott, Justin .....1999, 00  
Mulligan, Kyle .....1995, 96, 97, 98  
Murphy, Brian .....1965, 66, 67  
Murray, Pete .....2001  
Myers, Derrick .....1991  
Myrick, Maurice.....1982, 83, 84, 85

## N

Nemergut, Ron.....1971  
Nettles, Ronald .....1948, 49, 50, 51



**Ronald Nettles**  
1948, 49, 50, 51

## O

Oler, Jim .....1953, 54, 55, 56  
Osteen, Billy.....1948

## P

Parker, William .....1948  
Parks, Bobby.....1978, 79, 80, 81  
Patton, Wayne .....1955, 56



**Gibson Pierre**  
1999

Pavy, James.....1948  
Peacock, William.....1961, 64, 65, 66  
Pence, Robert .....1949, 50, 52, 53  
Penny, Romone.....2004  
Perkins, Zach .....1973, 74, 75, 76  
Petty, Otto .....1971, 72, 73  
Phillips, William .....1966  
Phillip, Raphael.....1982, 83  
Pickett, Tim .....2003, 04  
Pierre, Gibson .....1999  
Polite, Michael .....1988, 90, 91

## Q


Quinn, Irv .....1951, 52

## R

Reeves, Dale.....1963  
Reid, Andre .....1991, 92, 94, 95  
Reid, Ryan .....2007  
Reynolds, Carl.....1968, 69  
Rich, Jason .....2005, 06, 07  
Richardson, Anthony .....2002, 03, 04, 05  
Richardson, Jimtom .....1953  
Richter, John .....1959, 60  
Ricketts, Dale.....1961, 62, 63  
Robinson, Maurice .....1993, 94  
Rogers, Peter .....1963, 64  
Rolle, Elvis .....1980, 81  
Romero, Diego .....2005, 06  
Ross, David .....1967, 68  
Royals, Reggie .....1971, 72, 73

## S

Salters, Jessie .....1991  
Samuel, Greg .....1971, 72  
Savage, Jim.....1958, 59, 60



**David Speights**  
1982, 83, 84, 85

Schull, Gary .....1964, 65, 66  
Scott, Bud.....1951  
Shabazz, Karim.....1998  
Shaffer, David .....1986  
Shaffer, Dean .....1984, 85  
Shepherd, Scott .....1993, 94, 95, 96  
Shirley, Jerry .....1963, 64, 65  
Simmons, James .....1974, 75  
Simmons, Oliver .....1998, 99, 00  
Smalls, Wayne .....1974, 75, 76, 77  
Smith, James .....1976, 77, 78  
Smith, Jerry .....1960, 61  
Soto, Josue.....2007  
Sparks, Gentry .....1996  
Speights, David.....1982, 83, 84, 85  
Stewart, Darrel.....1966, 67, 68  
Stitt, Cyril.....1973, 74, 75  
Strom, Larry.....1957, 58  
Summers, Steve .....1967  
Sura, Bob.....1992, 93, 94, 95  
Swain, Ray .....1960, 61, 62  
Swann, Isaiah .....2005, 06, 07

## T

Thomas, Irving.....1989, 90  
Thompson, David.....1976, 77, 78  
Thompson, Kerry .....1997, 98  
Thompson, Ronald .....1998, 99  
Thornton, Al .....2004, 05, 06, 07  
Tinsley, Charlie .....1959  
Tookes, Pernell.....1979, 80, 81  
Towey, Jim .....1974, 75, 76, 77  
Trammell, Jeffrey.....1976



**Irving Thomas**  
1989, 90

Trobaugh, Dick.....1950, 51  
Tucker, Rodney .....2000  
Twomey, Fred .....1955, 56, 57

## V


Vetica, Dave.....1977



**Dave Vetica**  
1977

## W

Wafer, Von.....2004, 05  
Waits, Robert .....1957  
Waleskowski, Adam .....2002, 03, 04, 05  
Wallace, Jim .....1964  
Ward, Bob .....1956, 57  
Ward, Charlie .....1991, 92, 93, 94  
Warren, Larry.....1974, 75, 76  
Watson, Ronald.....1982, 83, 84  
Weigle, Bill .....1949, 50  
Wells, Byron.....1989, 90, 92, 93  
Wernke, Ham .....1952, 53, 54, 55  
Westhafer, Jerry.....1952, 53, 54  
Westhafer, Joe .....1958  
White, David .....1988, 89, 90, 91  
Whitehead, Bud .....1960  
Whitmer, Bob .....1951, 52  
Wiggins, Mitchell .....1982, 83  
Wightman, Will .....2003  
Wilkes, Scott .....1982, 83  
William, Tony .....1982, 83, 84  
Williams, Bob .....1956, 57  
Williams, Ernie .....1948



**Skip Young**  
1969, 70, 71



# BASKETBALL LETTERMAN CLUB

(Year indicates finish of season; i.e., 1996-97 is listed as 1997.)

Williams, Joseph..... 1957, 58, 59  
 Williams, Willie..... 1969, 70  
 Wilson, Andrew..... 2001, 04, 05, 06  
 Winter, Ross..... 1963, 64  
 Wold, Gary..... 1953, 54, 55, 56  
 Woodard, Wayne..... 1975  
 Wooden, Tim..... 1995, 96  
 Woodward, Fred..... 1959, 60  
 Wright, William..... 1972  
 Wursbach, Ed..... 1955, 56  
 Wyman, Jr., Orlando..... 1948, 49, 50, 51

## Y

Young, Ed..... 1980, 81  
 Young, Skip..... 1969, 70, 71

## Z

Zitani, Matt..... 2006, 07



*Isaiah Swann, who has played on two NIT teams during the first three years of his career, made a near school-record nine 3-point field goals against Mississippi State on March 20, 2007. His total is the second-highest for a single game in school history.*

## FLORIDA STATE AWARD WINNERS

### All-ACC Selections

1991-92 Sam Cassell (2nd Team)  
 Douglas Edwards (2nd Team)  
 1992-93 Sam Cassell (2nd Team)  
 Douglas Edwards (2nd Team)  
 Bob Sura (2nd Team)  
 1993-94 Bob Sura (1st Team)  
 1994-95 James Collins (3rd Team)  
 Bob Sura (2nd Team)  
 1995-96 James Collins (3rd Team)  
 1996-97 James Collins (2nd Team)  
 1998-99 Ron Hale (3rd Team)  
 1999-00 Damous Anderson (3rd Team)  
 Ron Hale (3rd Team)  
 2001-02 Delvon Arrington (HM)  
 Monte Cummings (HM)  
 2002-03 Tim Pickett (2nd Team)  
 2003-04 Tim Pickett (1st Team)  
 2005-06 Al Thornton (2nd Team)  
 Alexander Johnson (HM)  
 2006-07 Al Thornton (1st Team)

### ACC All-Rookie Team

1994-95 Corey Louis  
 2000-01 Michael Joiner  
 2001-02 Anthony Richardson (HM)  
 2003-04 Alexander Johnson

### All-ACC Tournament

1991-92 Charlie Ward (2nd Team)

### ACC Player of the Week

1991-92 Sam Cassell  
 1992-93 Sam Cassell  
 Bob Sura  
 1993-94 Bob Sura  
 1994-95 Bob Sura  
 1996-97 James Collins (Two Times)  
 1997-98 LaMarr Greer  
 1999-00 Damous Anderson  
 2001-02 Monte Cummings  
 2002-03 Tim Pickett  
 2003-04 Tim Pickett (Two Times)  
 2005-06 Al Thornton (Two Times)  
 2006-07 Al Thornton

### ACC Rookie of the Week

1991-92 Bob Sura (Three Times)  
 1992-93 Derrick Carroll  
 Maurice Robinson  
 1993-94 James Collins  
 1994-95 Corey Louis  
 2000-01 Michael Joiner (Three Times)  
 2001-02 Anthony Richardson  
 2002-03 Todd Galloway  
 2003-04 Von Wafer (Two Times)

### All-ACC Academic

1991-92 Ron Miller  
 1992-93 Charlie Ward  
 1997-98 Kyle Mulligan  
 1998-99 Oliver Simmons  
 1999-00 Oliver Simmons  
 2000-01 David Anderson  
 2001-02 Michael Joiner  
 Anthony Richardson  
 2002-03 Todd Galloway  
 Marcell Haywood  
 Mike Mathews  
 Andrew Wilson  
 2003-04 Von Wafer  
 Andrew Wilson  
 2004-05 Andrew Wilson

### ACC Honor Roll Selections

1991-92 Ron Miller  
 Charlie Ward  
 Byron Wells  
 1992-93 Stephen Gruhl  
 Charlie Ward  
 1993-94 Charlie Ward  
 1995-96 Jay Nasworthy  
 1996-97 Kyle Mulligan  
 1997-98 Kyle Mulligan  
 Oliver Simmons  
 1998-99 Matt Chlebek  
 Chris Hull  
 Oliver Simmons  
 Ronald Thompson  
 1999-00 David Anderson  
 Emanuel Mathis  
 Oliver Simmons

2000-01 David Anderson  
 Marcell Haywood  
 Ryan Lowery  
 2001-02 David Anderson  
 Marcell Haywood  
 Michael Joiner  
 Ryan Lowery  
 Anthony Richardson  
 Andrew Wilson  
 2002-03 Orenn Fells  
 Todd Galloway  
 Marcell Haywood  
 Michael Mathews  
 Will Wightman  
 Andrew Wilson  
 2003-04 Orenn Fells  
 Michael Joiner  
 Von Wafer  
 Andrew Wilson  
 2004-05 Andrew Wilson  
 2005-06 Brian Hoff  
 Andrew Wilson  
 Matt Zitani

### Anthony J. McKelvin Award - ACC Athlete of the Year

1993 Charlie Ward  
 1994 Charlie Ward

### Metro Conference Player of the Year

1988-89 George McCloud

### Metro Conference Newcomer of the Year

1983-84 Alton Lee Gipson

### Metro Conference Coach of the Year

1977-78 Hugh Durham

### All-Metro Conference Selections

1976-77 David Thompson (2nd Team)  
 1977-78 Harry Davis (1st Team)  
 Mickey Dillard (2nd Team)  
 1978-79 Murray Brown (1st Team)  
 Tony Jackson (2nd Team)

1979-80 Murray Brown (1st Team)  
 Mickey Dillard (1st Team)  
 1980-81 Mickey Dillard (2nd Team)  
 Elvis Rolle (2nd Team)  
 1981-82 Mitchell Wiggins (1st Team)  
 1982-83 Mitchell Wiggins (1st Team)  
 1983-84 Alton Lee Gipson (1st Team)  
 1984-85 Randy Allen (2nd Team)  
 Alton Lee Gipson (2nd Team)  
 1985-86 Randy Allen (2nd Team)  
 1986-87 Pee Wee Barber (1st Team)  
 1987-88 George McCloud (1st Team)  
 1988-89 George McCloud (1st Team)

### All-Metro Conference Freshman Team

1981-82 David Speights  
 1983-84 Randy Allen  
 1987-88 Michael Polite

### All-Metro Conference Tournament

1977-78 Eugene Harris  
 1978-79 Murray Brown  
 1979-80 Elvis Rolle  
 1983-84 Alton Lee Gipson  
 1984-85 Alton Lee Gipson  
 Dean Shaffer  
 1985-86 Pee Wee Barber  
 1987-88 George McCloud  
 1988-89 George McCloud

### Metro Conference Tournament Outstanding Player

1984-85 Dean Shaffer




# FLORIDA STATE'S ALL-AMERICANS



- **Dave Cowens**
- **All-America 1970**
- **6-9, Center**
- **Hometown: Newport, Ky.**
- **Played: 1968-70**

All-America Second-Team by Converse in 1970 ... considered to be the greatest player in school history ... averaged a career double-double of 18.9 points and 17.2 rebounds during his 78-game career as a member of the Florida State varsity team from 1968-70 ... led Florida State to its first-ever NCAA Tournament appearance during the 1968 season ... the Seminoles had a 19-8 record in 1968 ... owns most Seminole rebounding records including rebounds in a season (456 in 1968) and rebounds in a career (1,340) ... 31 rebounds against Louisiana State on Dec. 16, 1967 is the second-highest single-game total in school history ... 20 or more rebounds a school-record six times during his career ... is one of only two players in school history to have recorded more than 1,000 career rebounds ... eighth in school history with 582 career field goals made ... 10th in school history with 315 career free throws made ... was the fourth overall selection in the first round of the 1970 NBA Draft by Red Auerbach and the Boston Celtics ... averaged 17 points and 15 rebounds as a rookie and earned NBA Rookie of the Year honors ... in 1973, he was named the All-Star and league Most Valuable Player ... played in seven NBA all-star games during his career ... helped lead the Celtics to the NBA world championship in both 1974 and 1976 ... inducted into the NBA Hall of Fame in 1991 and soon after was named as one of the NBA's greatest 50 players ... as the head coach of the Charlotte Hornets in 1997 and 1998, he led them into the playoffs and won 60 percent of his games during those two seasons.



- **Ron King**
- **All-America 1972**
- **6-4, Forward**
- **Hometown: Louisville, Ky.**
- **Played: 1971-73**

All-America Third-Team by *The Sporting News* in 1972 ... ranks 19th in school history in scoring with 1,252 points ... named Most Valuable Player of the Mideast Regional as he led Florida State to the 1972 National Championship game ... holds two of the school's top 12 single-season scoring marks ... 589 points in 1971 is the ninth highest single season total while 573 points in 1972 is the 13th highest ... scored 46 points against Georgia Southern on Feb. 11, 1971 ... made a single-game school-record 21 field goals in setting the school record for points in a single game ... is tied for fourth in school history with a 19.6 career points per game average ... is No. 5 on the Florida State career scoring average list with a 22.7 mark during the 1971 season ... led the Seminoles with a 22.7 points per game scoring average during the 1970-71 season ... led the team in scoring with a 17.9 points per game scoring average during the 1971-72 season ... also led the team from the free-throw line during his junior season with a 74.1 percent mark ... helped lead the Seminoles to the in-season tournament championships of the Civitan Classic, the Far West Classic and the Senior Bowl tournament during the 1971-72 season ... Florida State won a school-record 27 games in 1972 as they advanced to the NCAA Championship game and King earned All-America honors ... Florida State fell, 81-76, to John Wooden and UCLA at Pauley Pavilion in the 1972 NCAA Championship game ... was a fourth-round selection of the Golden State Warriors in 1973 and played for the Kentucky Colonels during the 1973-74 season.



- **Al Thornton**
- **All-America 2007**
- **6-8, Forward**
- **Hometown: Perry, Ga.**
- **Played: 2003-07**

All-America Third-Team by the Associated Press ... an All-ACC First-Team selection and voted as the ACC Player of the Year runner-up ... enjoyed one of the top senior years in school and ACC history in 2006-07 ... first player in school history to earn mention on first, second or third team All-America teams by the Associated Press and first Seminole since the 1988-89 season to earn All-America honors of third-team or better ... unanimous selection to the All-ACC First-Team, only the third Seminole (Bob Sura in 1993-94, Tim Pickett in 2003-04) to be named to the All-ACC First-Team ... named to the All-ACC Tournament Second-Team and 2006 Colonial Classic All-Tournament team ... Most Valuable Player of the 2006 Colonial Classic ... finalist for the Wooden, Naismith and Rupp Awards as the nation's best collegiate player ... earned All-America honors from *Sports Illustrated* (Second-Team), *Rivals.com* (Second-Team) and *CollegeHoops.net* (Third-Team) ... set multiple career school records: ranked seventh with 1,521 points, third with a .438 career 3-point field goal percentage, sixth with 366 career free throws made, 12th with 546 career field goals made, 13th with 74 blocked shots, 17th with 641 rebounds, tied for 17th with 16 double/doubles, 20th with a .528 career field goal shooting percentage, 23rd with 103 career steals, 25th with 63 career 3-point field goals made and second with 124 games played ... only ACC player during the 2006-07 season to rank in the top 10 in scoring (first, 19.7 ppg), field goal percentage (fifth, .530), free throw percentage (seventh, .790), rebounding (eighth, 7.2 rpg), blocked shots (eighth, 1.1 bpg) and steals (10th, 1.5 spg).

<b>1953</b>	Ham Wernke	Helms Foundation (NAIA)	<b>1971</b>	Ron King	Associated Press (HM)	<b>1994</b>	Bob Sura	Associated Press (HM), <i>The Sporting News</i> (HM)
<b>1954</b>	Ham Wernke	Helms Foundation (NAIA)	<b>1972</b>	Ron King	Helms Foundation (First Team), <i>The Sporting News</i> (Third Team)	<b>1995</b>	Bob Sura	Associated Press (HM)
<b>1955</b>	Ham Wernke	Helms Foundation (NAIA)				<b>1997</b>	James Collins	Basketball Times (HM)
<b>1959</b>	Hugh Durham	Helms Foundation (HM), UPI (HM)				<b>2001</b>	Michael Joiner	College Hoops Insider (Freshman-HM)
<b>1960</b>	Dave Fedor	Helms Foundation (HM)	<b>1982</b>	Mitchell Wiggins	Associated Press (HM)	<b>2004</b>	Alexander Johnson	Rivals.com (Freshman-HM)
<b>1961</b>	Dave Fedor	Helms Foundation (HM)	<b>1983</b>	Mitchell Wiggins	Associated Press (HM)		Tim Pickett	Associated Press (HM)
<b>1962</b>	Dave Fedor	UPI (HM)	<b>1984</b>	Alton Lee Gipson	Associated Press (HM)	<b>2007</b>	Al Thornton	Associated Press (Third Team)
<b>1970</b>	Dave Cowens	Converse (Second Team), <i>The Sporting News</i> (Second Team)	<b>1989</b>	George McCloud	Associated Press (Third Team) NABC (Third Team)			

2007-2008 FLORIDA STATE UNIVERSITY SEMINOLE BASKETBALL



# ALL-TIME UNIFORM NUMBERS

## 00

1985..... Jeff Davis  
1995-96..... Tim Wooden

## 1

2001-04..... Michael Joiner

## 2

1993..... Scoot Shepherd  
2003..... Marcell Haywood  
2004..... Emanuel Gordon  
2004-05..... Antonio Griffin

## 3

1948..... Orlando Wyman  
1949..... Ted Hewitt  
1966-67..... Don Biggs  
1968..... Ian Morrison  
1969-70..... Randy Cable  
1971-72..... Greg Samuel  
1973-74..... David Brownyard  
1976..... Herbie Allen  
1981..... Steve Dillard  
1984-85..... Joe Farrar  
1985..... Craig Mateer  
1992-95..... Bob Sura  
1998-99..... Karim Shabazz  
2001-02..... J.D. Bracy  
2003..... Emanuel Gordon  
2004-Pr..... Isaiah Swann

## 4

1949..... Ronald Nettles  
1964-66..... Gary Schull  
1967..... Jim Geller  
1985-86..... Thomas Mabry  
1991-94..... Chuck Graham  
1999-02..... Antwuan Dixon  
2003-06..... Todd Galloway

## 5

1949..... Orlando Wyman  
1964-66..... Bill Phillips  
1967..... Steve Summers  
1990-91..... Malcolm Nicholas  
1993..... Ray Donald  
1994-96..... Scott Shepherd  
1999-01..... Adrian Crawford  
2002..... Adrian McPherson  
2007..... Josue Soto

## 6

1948..... Jim Pavy  
1949..... Bob Pence

## 8

1949..... Lee Benjamin

## 9

1949..... Bill Falzone

## 10

1949..... Tom McLaughlin  
1952-55..... Ham Wernke  
1966..... Jim Lytle  
1967-69..... Jeff Hogan  
1970-72..... Ron Harris  
1973-74..... Dennis Burke  
1975..... Mark Gilbert  
1976-78..... David Thompson  
1979-81..... Rodney Arnold  
1990-91..... Chad Copeland  
1992-93..... Sam Cassell  
1999-02..... Delvon Arrington  
2003-04..... Nate Johnson  
2004-Pr..... Ralph Mims

## 11

1948..... Sheldon Hillaman  
1949..... Calvin Collins  
1951..... Irv Quinn  
1953..... H.B. Marcum  
1954, 56..... Dick Artmeier  
1960-62..... Jack Davis  
1963-65..... Pete Gonzalez  
1971-73..... Otto Petty  
1974-77..... Carlton Byrd  
1978-81..... Bobby Parks  
1982-84..... Ronnie Watson  
1988..... Derrick Mitchell  
1989..... Lorenzo Hands  
1989..... Derrick Mitchell  
1990-93..... Lorenzo Hands  
1994..... Andre Cooper  
1995-96..... Avery Curry  
2000-01..... Rodney Tucker  
2005-07..... Jerel Allen

## 12

1950..... Bill Weigle  
1953..... Rick Benson  
1954..... Tom Burst  
1964-66..... Jim Wallace  
1967-68..... Dave Ross  
1969-70..... Ken Macklin  
1971..... Charlie Green  
1972..... Jim Calkin  
1973-75..... Cyril Stitt  
1977..... Mike Kundid  
1978..... Jerry Cox  
1980-81..... Ed Young  
1981..... Ed Young  
1987-90..... Joey Barnes  
1991-94..... Charlie Ward  
1997-98..... Kerry Thompson  
1999-00..... Matt Chlebek  
2001-02..... Ryan Lowery  
2004-07..... Al Thornton



*Tat Hunter, who led Florida State to the NCAA Tournament in 1988 and 1989, is ranked eighth in school history with 758 career rebounds. He pulled down a single-game, career-high 21 rebounds against Virginia Tech on March 1, 1989.*

# ALL-TIME UNIFORM NUMBERS

## 13

1949.....	Jim Pavy
1951.....	Bob Whitmer
1953.....	Gary Wold
1955.....	Bobby Waites
1957-58.....	Larry Storm
1961-63.....	Charlie Long
1968-70.....	Dave Cowens
1973-76.....	Greg Grady

## 14

1949.....	George Foliard
1953.....	George Kallish
1955.....	Darryll Mahoney
1964-66.....	Bill Peacock
1967.....	Lenny Hall
1968.....	Tom Porter
1969-71.....	Skip Young
1974.....	Ken Austin
1976-79.....	Hank Mann
1982-83.....	Booney Crawford
1985-87.....	LaRae Davis
1988-89.....	Brad Johnson
1996-98.....	Randell Jackson

## 15

1949.....	Art Adams
1950.....	George Edmiston
1955.....	Rick Benson
1962-64.....	Dale Reeves
1968-69.....	Dale Kay
1971.....	Mike Rhoney
1972.....	John Amick
1973.....	Artie Fryer
1974.....	Ansley Abraham
1975.....	Mark Brodie
1976.....	Alvin Holder
1982.....	Cedrick Andrews
1988-90.....	Blake Miles
1994.....	Nick Bryant
1995-98.....	Kyle Mulligan
1999-00.....	Damous Anderson
2001.....	Pete Murray
2002-03.....	Trevor Harvey
2006-Pr.....	Casaan Breedon

## 16

1949.....	Bob McKay
-----------	-----------

## 17

1949.....	Dick Kendall
-----------	--------------

## 20

1968.....	Bob DePathy
1970-71.....	Roy Glover
1975.....	Bob Chassee
1977.....	Dave Vetica
1979-82.....	James Bozeman
1986-87.....	Pee Wee Barber
1988-91.....	Aubry Boyd
1995-98.....	LaMarr Greer
1999-00.....	Chris Hull
2001-06.....	Andrew Wilson

## 21

1955.....	Bob Williams
1958.....	Jim Liteky
1960-61.....	Bill Cotton
1962-64.....	Bobby Ek
1965-67.....	Dick Danford
1968-70.....	Carl Reynolds
1972-73.....	Larry Gay
1975.....	Ansley Abraham
1976.....	Mark Kabboord
1981-84.....	Scott Wilkes
1986-89.....	George McCloud
1991.....	Jesse Salters
1993-95.....	Derrick Carroll
1997-00.....	Ron Hale
2001-02.....	Nate Moran
2003-04.....	Benson Callier
2004-06.....	Jason Rich

## 22

1953.....	Jim Oler
1955.....	Dick Artmeier
1968.....	Darrel Stewart
1969-71.....	John Burt
1972-74.....	Otis Cole
1975.....	Bruce Boyd
1977-81.....	Mickey Dillard
1982-83.....	Mitchell Wiggins
1986.....	David Shaffer
1987-89.....	Tharon Mayes
1991.....	Derrick Myers
1997-98.....	Devonaire Deas
2002-04.....	Tim Pickett
2005.....	Von Wafer

## 23

1956.....	Jim Oler
1960-62.....	Rufus Ashworth
1963-64.....	Pete Rogers
1965-66.....	Ron Malmen
1968.....	Tim Barrow
1970-72.....	Rowland Garrett
1973-76.....	Zach Perkins
1977-80.....	Tony Jackson
1982-84.....	Tony William
1985-88.....	Jerome Fitchett
1989-92.....	Ron Miller
1994-97.....	James Collins
2001-02.....	Marcel Haywood
2004-05.....	Von Wafer
2007-Pr.....	Toney Douglas

## 24

1976-78.....	Jim Smith
1979-81.....	Greg Collinsworth
1982-85.....	Maurice Myrick
1986.....	Craig Mateer
1988-89.....	Tony Dawson
1996-97.....	Gentry Sparks
1998-99.....	Terrell Baker
2003.....	Will Wightman
2004.....	Romone Penny
2005.....	Ben Engstrom

## 25

1951.....	Bob Hartman
1953.....	Tom Dellahan
1955.....	Wayne Patton
1957-59.....	Hugh Durham
1960-62.....	Tim Edney
1963-64.....	Ross Winter
1965-67.....	Brian Murphy
1970.....	Jim Gosnik
1971-73.....	Reggie Royals
1975.....	Jim Smith
1983-85.....	Granville Arnold
2004-06.....	Diego Romero
2007-Pr.....	Jason Rich

## 30

1965-66.....	John Bloodworth
1967.....	Ian Morrison
1968.....	Lary Moore
1970-71.....	Dave Macomber
1972.....	Artie Fryer
1974-75.....	John Harrison
1979-80.....	Ed Chatman
1983-84.....	Vince Martello
1985.....	Terry Martin
1988-90.....	Irv Thomas
1994-96.....	Jay Nasworthy
1998-99.....	Gibson Pierre
2001-02.....	Monte Cummings
2003.....	Nate Moran
2004.....	Orenn Fells

## 31

1961-63.....	Dale Ricketts
1974-75.....	James Simmons
1985-87.....	Tony Carter
1988-91.....	David White
1992.....	Ray Donald
1994.....	Stephen Gruhl
1997-99.....	Ronald Thompson
2005-Pr.....	Brian Hoff

## 32

1955-56.....	Bob Ward
1965-66.....	Charles Fairchild
1967.....	Russ Forkey
1968.....	Dick Danford
1969-70.....	Willie Williams
1971.....	Larry Gay
1972.....	Bill Wright
1973.....	Benny Clyde
1974-78.....	Eugene Harris
1981.....	Scott Matchett
1981-84.....	Michael Johnson
1990-93.....	Doug Edwards
1994-97.....	Kirk Luchman
1999-00.....	Emanuel Mathis
2003.....	Orenn Fells
2004-06.....	Alexander Johnson

## 33

1950.....	Ted Hewitt
1951.....	Bud Marsee
1953.....	Dick Artmeier
1955.....	Ed Wursbach
1960-62.....	Ray Swain
1963-64.....	Cal Huge
1968-69.....	Jan Gies
1971-73.....	Ron King
1975-76.....	Mike Kundid
1977-81.....	Donnie Kuhl
1981-84.....	Bobby Miles
1989-92.....	Byron Wells
1996.....	Kelvin McClendon
2001-04.....	Mike Mathews
2007-Pr.....	Matt Zitani

## 34

1950-51.....	Tom McLaughlin
1953.....	Jimtom Richardson
1955.....	Tom Garcia
1966-67.....	Darrel Stewart
1968.....	Randy Cable
1974-77.....	Wayne Smalls
1978-80.....	Murray Brown
1986-89.....	Tat Hunter
1990-93.....	Rodney Dobar
1997.....	Tommy Polley
2000-02.....	Nigel Dixon

## 35

1950.....	Dick Kendall
1951.....	Bud Scott
1953.....	Tom Burst
1955.....	Don Alford
1960-61.....	Jerry Smith
1963-65.....	Bobby Lovell
1970.....	Jan Gies
1975-76.....	Wayne Woodward
1979-80.....	Jerry Cox
1981-82.....	Oren Gilmore

## 40

1974-76.....	Larry Warren
1984-87.....	Randy Allen

## 41

1961.....	Clyde Eads
1962-64.....	Wally Dale
1965-67.....	Bill Glenn
1995-98.....	Geoff Brower
2006-Pr.....	Uche Echefu

## 42

1977-78.....	Harry Davis
1979-81.....	Elvis Rolle
1983.....	Reggie Meadows
1985-87.....	Raleigh Choice
1999-00.....	Justin Mott
2007-Pr.....	Ryan Reid

## 43

1955.....	Fred Twomey
1960-62.....	Dave Fedor
1963-65.....	Jerry Shirley
1977-81.....	Kris Anderson
1985.....	David Schaffer
1987-88.....	Jon Fedor
1992-93.....	Stephen Gruhl

## 44

1950-51.....	Ronald Nettles
1953.....	Duane Gordon
1955.....	Gary Wold
1968.....	Don Biggs
1970-71.....	Vernell Elizy
1972-74.....	Lawrence McCray
1976.....	Harry Davis
1982.....	Jeff Coleman
1984-85.....	Dean Shaffer
1991-95.....	Andre Reid
2002.....	Adam Krieg

## 45

1950-51.....	Larry Dickson
1953.....	Jerry Westhafer
1961-63.....	Faurest Coogle
1964-66.....	Ken Leakey
1967.....	Rick Campbell
1988-91.....	Michael Polite
1993-94.....	Maurice Robinson

## 50

1965-68.....	Ken Doyle
1968-69.....	Dave Macomber
1974.....	Archie Aldridge
1975.....	Harry Davis
1982-85.....	David Speights
1994.....	David Grabuloff
2000-02.....	David Anderson
2005-06.....	Matt Zitani

## 51

1963.....	Bob Rose
1997-00.....	Oliver Simmons
2002-05.....	Adam Waleskowski

## 52

1995-98.....	Corey Louis
--------------	-------------

## 53

1963-64.....	Bob Gemming
--------------	-------------

## 54

1973.....	Otis Johnson
1974.....	Bob Chassee
1977.....	Murray Brown
1979-81.....	Pernell Tookes
1984-85.....	Alton Lee Gipson
1985.....	Tony Karasek
1987-88.....	David McPhee
1993-94.....	Johnathan Kerner
2002-05.....	Anthony Richardson

## 55

1950.....	Orlando Wyman
1963-64.....	Bill Giswold
1982-83.....	Raphael Philip
1986-87.....	Tony Karasek



# SEMINOLES IN THE PROS

## All-Time Draft Selections

**1962** **Dave Fedor**  
(3rd [25], Philadelphia)

**1966** **Gary Schull**  
(7th [66], Cincinnati)

**1970** **Dave Cowens**  
(1st [4], Boston)  
(3rd, Utah) ABA  
**Willie Williams**  
(3rd [38], Boston)  
**Ken Macklin**  
(15th, New York) ABA

**1971** **Skip Young**  
(7th [111], Boston)  
(14th, New York) ABA  
**Vernell Ellzy**  
(8th [132], Phoenix)

**1972** **Rowland Garrett**  
(5th [77], Chicago)  
(7th, Memphis) ABA

**1973** **Ron King**  
(4th [62], Golden State)  
(2nd [19], Kentucky) ABA  
**Reggie Royals**  
(5th [69], Philadelphia)  
(5th [43], New York) ABA

**1974** **Benny Claude**  
(5th [89], Boston)  
**Lawrence McCray**  
(6th [100], New Orleans)

**1978** **Harry Davis**  
(2nd [33], Cleveland)  
**David Thompson**  
(5th [90], Buffalo)

**1980** **Murray Brown**  
(4th [77], Cleveland)  
**Tony Jackson**  
(4th [87], Los Angeles)

**1981** **Elvis Rolle**  
(2nd [42], Los Angeles)  
**Mickey Dillard**  
(3rd [55], Cleveland)  
**Kris Anderson**  
(4th [90], Milwaukee)

**1983** **Mitchell Wiggins**  
(1st [23], Indiana)

**1984** **Vince Martello**  
(7th [150], Atlanta)  
**Tony William**  
(7th [159], Milwaukee)

**1985** **Dean Shaffer**  
(5th [104], Washington)  
**Alton Lee Gipson**  
(7th [145], Sacramento)

**1986** **David Shaffer**  
(4th [83], Portland)

**1987** **Pee Wee Barber**  
(4th [86], Portland)

**1988** **Randy Allen**  
(Free Agent, Sacramento)

**1989** **George McCloud**  
(1st [7], Indiana)

**1990** **Tony Dawson**  
(Free Agent, Sacramento)  
**Irv Thomas**  
(Free Agent, Los Angeles)

**1991** **Tharon Mayes**  
(Free Agent, Philadelphia)

**1993** **Doug Edwards**  
(1st [15], Atlanta)  
**Sam Cassell**  
(1st [24], Houston)

**1994** **Charlie Ward**  
(1st [26], New York)

**1995** **Bob Sura**  
(1st [17], Cleveland)

**1997** **James Collins**  
(2nd [37], Philadelphia)


**1998** **Randell Jackson**  
(Free Agent, Washington)

**2004** **Tim Pickett**  
(2nd [44], New Orleans)

**2005** **Von Wafer**  
(2nd [39], Los Angeles Lakers)

**2006** **Alexander Johnson**  
(2nd [43], Indianapolis)

**2007** **Al Thornton**  
(1st, [14], Los Angeles Clippers)



Dave Cowens

## Seminoles As Pro Coaches


### Dave Cowens

NBA Co-Rookie of the Year, 1970  
NBA Most Valuable Player, 1972  
NBA Basketball Hall of Fame  
NBA All-Time Team


Year	Team	Record	Postseason
1978-79	Boston	27-41	None
1996-97	Charlotte	54-28	East Conference First Round
1997-98	Charlotte	51-31	East Conference Semifinals
1998-99	Charlotte	4-11	None
2000-01	Golden State	17-65	None
	<b>Boston Totals</b>	<b>27-41</b>	<b>.397</b>
	<b>Charlotte Totals</b>	<b>109-70</b>	<b>.609</b>
	<b>Golden State Totals</b>	<b>17-65</b>	<b>.207</b>
	<b>NBA Totals</b>	<b>153-176</b>	<b>.465</b>



Alexander Johnson



Tim Pickett



James Collins