



**2008-2009  
REVIEW**

2008-2009 REVIEW

# FLORIDA STATE PLAYS IN 2009 NCAA TOURNAMENT AND ADVANCES TO ACC TOURNAMENT CHAMPIONSHIP GAME FOR FIRST TIME IN SCHOOL HISTORY

HAMILTON NAMED NATIONAL COACH OF THE YEAR AS FLORIDA STATE FINISHES WITH 25-10 OVERALL RECORD AND IN FOURTH PLACE IN ACC STANDINGS WITH 10-6 RECORD

**SEMINOLES ENJOY ONE OF TOP SEASONS IN SCHOOL HISTORY**

Leonard Hamilton, who was named the 2009 National Coach of the Year by Basketball Times and the ACC Coach of the Year by the Atlantic Coast Sports Media Association, guided the Florida State men's basketball team to one of the most successful seasons in school history in 2009. The Seminoles finished the season with a 25-10 record, a No. 5 seed in the NCAA Tournament and the first ACC Championship game appearance in school history. Additionally, under Hamilton's direction, the Seminoles have a 100 percent graduation rate and Florida State was one of just seven schools that played in the 2009 NCAA Tournament to hold that distinction.

**SEMINOLES PLAY IN 2009 NCAA TOURNAMENT AND ACC CHAMPIONSHIP GAME**

Florida State finished the 2008-09 season with a 25-10 record, was a No. 5 seed in the NCAA Tournament, finished in fourth place in the ACC standings with a 10-6 record, played in the ACC Tournament championship game for the first time in school history and had an All-ACC First Team pick (Toney Douglas) for the second time in three seasons. The Seminoles' 25 wins tied for second most in school history while their 10 conference wins was the third highest in school history. It marked the first time since the 1992-93 season that the Seminoles had won at least 10 ACC games in a single season. The Seminoles were ranked 16th in the final Associated Press poll and 22nd in the final ESPN/USA Today poll of the season.

**FLORIDA STATE RANKED 16TH IN FINAL AP POLL OF 2009 SEASON**

Florida State was ranked No. 16 in the final Associated Press poll and No. 22 in the final ESPN/USA Today poll of the 2008-09 season. It marks the Seminoles' first appearance in the final AP and ESPN/USA Today polls since the end of the 1992-93 season. The Seminoles were ranked as high as No. 16 in

both polls during the regular season and were included in each of the final three polls of the regular season and in four polls during the regular season. Florida State is one of five ACC teams in the final AP poll of the season. The Seminoles are 16th and follow No. 2 North Carolina, No. 6 Duke and No. 12 Wake Forest and are ranked ahead of No. 24 Clemson. The Seminoles are one of four ACC teams ranked in the final ESPN/USA Today poll of the season following No. 1 North Carolina, No. 11 Duke and No. 20 Wake Forest.

**SEMINOLES' DOUGLAS NAMED ALL-AMERICA THIRD**

Seminole guard Toney Douglas earned All-American Third Team honors as selected by the Associated Press, the Sporting News, Rivals.com and CollegeHoops.net. Douglas earned All-ACC First Team honors and was named the ACC Defensive Player of the Year and the ACC Player of the Year Runner-Up. He led the ACC in scoring with a 21.3 points per game average and finished third in the league in overall steals with 63. Douglas established a school record with 751 points and closed his career ranked fifth in school history with 1,655 points despite spending his freshman season at Auburn. Douglas became the first player in Florida State history to earn All-America Defensive Team honors - he was also the ACC Defensive Player of the Year and was named twice during his career to the All-ACC Defensive Team. He finished third in the ACC with a 1.8 steals per game average as a senior. Douglas led the ACC in scoring with 751 total points and was one of only two players in the ACC to score at least 700 points this season. He ranked in the top 10 in the league statistics in scoring, steals, 3-point field goals made, free throw percentage and minutes played. Douglas led the ACC in 30-plus point games with three including a 32-point performance against national champions North Carolina and was named the MVP in leading the Seminoles to the championship of the Global Sports Classic.

**HAMILTON NAMED NATIONAL COACH OF THE YEAR BY BASKETBALL TIMES**

Leonard Hamilton, who led the Florida State men's basketball team to the NCAA Tournament for the first time since 1998 and to the Atlantic Coast Conference tournament championship game for the first time in school history, has been named the National Coach of the Year by Basketball Times. It marks the second time in his career that he has earned the honor - he was named the UPI national coach of the year in 1995 when he led the University of Miami to a fifth place finish in the Big East and to the Hurricanes' first post-season appearance in 31 years. He was named the 2009 ACC Coach of the Year by the ACSMA for the first time in his career.

**HAMILTON RECEIVES NEW FIVE YEAR CONTRACT**

Florida State University Director of Athletics Randy Spetman announced on April 6, 2009 that Leonard Hamilton received a new five-year contract that will keep him as the Seminoles' head coach through April 30, 2014. Hamilton completed his seventh season as Florida State's head coach in 2009. He has a career record of 331-305 (20 seasons as a collegiate head coach) and a 131-95 record at Florida State.

**HAMILTON HONORED BY STATE SENATE**

Seminole head coach Leonard Hamilton was recognized by the Florida State Senate on April 23 for his accomplishments, both on and off the court, in leading the Seminoles to national prominence. Hamilton was named the 2009 National Coach of the Year, the 2009 Atlantic Coast Conference Coach of The Year and led his team to the NCAA Tournament in 2009.

**2008-09 FLORIDA STATE SCHEDULE/RESULTS**

O29	^	LLC International	W, 101-43
N11	^	Florida Tech	W, 96-53
N15		at Jacksonville	W, 59-57
N18		at La Salle	W, 65-61
N20		Stetson	W, 79-77
N22	1	Coastal Carolina	W, 82-70
N24	1	Western Illinois	W, 67-55
N28	2	vs. Cincinnati	W, 58-47
N29	2	vs. Cal.	W, 80-77
D3	3	at Northwestern	L, 59-73
D7		Florida	W, 57-55
D13		at Georgia State	W, 62-57
D16		Tennessee Tech	W, 69-59
D18		Charleston Southern	W, 71-48
D21		Pittsburgh	L, 48-56
D28	4	Western Kentucky	W, 82-69
J3		Texas A&M CC	W, 69-48
J10	*	Duke	L, 58-66
J13	*	at NC State	W, 78-65
J17	*	Maryland	W, 76-73 (ot)
J21	*	at Miami (Fla.)	L, 69-75
J24	*	at Virginia	W, 73-62
J28	*	North Carolina	L, 77-80
F5	*	Georgia Tech	W, 62-58
F7	*	at Clemson	W, 65-61
F10	*	Virginia	W, 68-57
F14	*	at Wake Forest	L, 63-86
F18	*	Miami (Fla.)	W, 80-67
F21	*	at Virginia Tech	W, 67-65
F24	*	at Boston College	L, 67-72
F28	*	Clemson	W, 76-63
M3	*	at Duke	L, 81-84
M8	*	Virginia Tech	W, 63-53
M13	5	Georgia Tech	W, 64-62
M14	5	North Carolina	W, 73-70
M15	5	Duke	L, 69-79
M20	6	Wisconsin	L, 59-61 (ot)

^ exhibition game at Donald L. Tucker Center;  
 \* ACC Game  
 1 - Global Sports Classic at Tallahassee, Fl.  
 2 - Global Sports Classic at Las Vegas, Nev.  
 3 - ACC/Big Ten Challenge at Evanston, Ill.  
 4 - Orange Bowl Classic at Sunrise, Fla.  
 5 - ACC Tournament at Atlanta, Ga.  
 6 - NCAA First/Second Round at Boise, Idaho  
 Games listed in bold are played at the Donald L. Tucker Center in Tallahassee

**JONES NAMED SEMIFINALIST FOR NATIONAL ASSISTANT COACH OF THE YEAR**


Stan Jones, the Associate Head Coach for the Florida State

**LEONARD HAMILTON'S CAREER RECORD**

School	W	L	Pct.	Years
Career	331	306	.520	1987-Pr.
at Okla. State	56	63	.471	1987-90
at Miami	144	147	.495	1991-00
at Florida State	131	96	.577	2002-Pr.

**2008-09 FINAL ACC STANDINGS**

Team	ACC			Overall		
	W	L	Pct.	W	L	Pct.
N. Carolina	13	3	.812	28	4	.875
W. Forest	11	5	.688	24	6	.800
Duke	11	5	.688	28	6	.824
<b>Florida St.</b>	<b>10</b>	<b>6</b>	<b>.625</b>	<b>25</b>	<b>10</b>	<b>.714</b>
Clemson	9	7	.563	23	8	.742
Boston Col.	9	7	.563	22	10	.688
Maryland	7	9	.438	20	13	.606
Va. Tech	7	9	.438	18	14	.562
Miami	7	9	.438	18	12	.600
NC State	6	10	.375	16	14	.533
Virginia	4	12	.250	10	18	.357
Ga. Tech	2	14	.125	12	19	.387



men's basketball team, was named one of 20 semifinalists for BasketballScoop.com's "Coach of the Year" award, which recognizes the "Rising Stars" of the college basketball coaching profession. Jones completed his seventh season as associate head coach at Florida State and has helped lead the Seminoles to five post-season appearances in that time - including an NCAA Tournament berth in 2009. An excellent recruiter, Jones has helped Seminole head coach Leonard Hamilton recruit and develop several of the nation's top talents including NBA Draft picks Tim Pickett, Von Wafer and Alexander Johnson, 2007 NBA Draft Lottery pick Al Thornton, 2009 All-American Toney Douglas and most recently McDonald's All-Americans Chris Singleton and Michael Snaer. Jones began his collegiate coaching career under Hamilton at the University of Miami in 1996. He was one of Hamilton's assistants for the NBA's Washington Wizards in 2001 and spent a season at Mississippi State prior to his arrival in Tallahassee in 2002.

**DOUGLAS BECOMES FLORIDA STATE'S NINTH NBA FIRST ROUND PICK**

Toney Douglas, who led the Florida State men's basketball team to the 2009 NCAA Tournament and to the championship game of the 2009 ACC Tournament, was selected by the Los Angeles Lakers with the 29th pick in the first round of the NBA Draft. He is the ninth Seminole basketball player in school history to be selected in the first round of the NBA Draft. The pick by the Lakers was traded a short time later to the New York Knicks for a future draft selection and cash considerations.

**FLORIDA STATE'S NBA DRAFT HISTORY UNDER LEONARD HAMILTON**

With five Seminoles having been selected in five of the last six NBA Drafts, Florida State is one of only three teams in the ACC with at least five players selected in the last six NBA Drafts. Only North Carolina (with 12 selections) and Duke (with eight selections) have more NBA Draft choices since 2004 than Florida State. Since 2004, Florida State is one of 11 of the 12 current ACC members who has had at least one player selected in the NBA Draft. Only two teams (Duke and North Carolina) have had more players taken in the last six NBA Drafts.

**ALABI AND SINGLETON EARN FRESHMAN ALL-AMERICAN HONORS**

Center Solomon Alabi and forward Chris Singleton, who helped lead the Florida State basketball team to the NCAA Tournament for the first time since 1998, were both named as Honorable Mention selections to the CollegeHoops.net All-American Freshman team. Florida State and Ohio State were the only two teams in the nation that placed multiple players on either of the first four teams or the honorable mention team. Alabi finished his freshman season with 73 blocked shots as he became the first Seminole to lead the ACC in the defensive category. He became just the seventh freshman in ACC history and the first since Chris Bosh of Georgia Tech in 2003 to lead the ACC in blocked shots. Alabi was named to the All-ACC Freshman Team,

**SEMINOLES AMONG NATIONAL FREE-THROW LEADERS**

Rank	School	FTM	FTA	FT Pct.	Record
1.	Utah State	532	672	.792	24-11
2.	UC Davis	401	515	.779	9-22
3.	California	533	687	.776	17-16
4.	IUPUI	498	642	.776	26-7
5.	<b>Florida State</b>	<b>529</b>	<b>684</b>	<b>.773</b>	<b>19-15</b>

**NATION'S TOP FREE-THROW SHOOTING TEAMS / LAST TWO YEARS**

Rank	Team	Seasons	FTM	FTA	Pct.
1.	Utah State	2007-08	1,024	1,303	.786
2.	California	2007-08	933	1,207	.773
3.	<b>Florida State</b>	<b>2007-08</b>	<b>1,027</b>	<b>1,341</b>	<b>.766</b>
4.	IUPUI	2007-08	962	1,257	.765
5.	Cornell	2007-08	768	1,106	.756

the ACC All-Defensive Team and to the All-ACC Tournament Second Team by the Atlantic Coast Sports Media Association. He was the only ACC player to average more than 2.0 blocks per game this season and blocked at least one shot in each of the Seminoles' final 21 games of the season. Singleton was of only seven players in the nation - and the only freshman - to earn at least 50 blocked shots (54) and at least 45 steals (47) during the 2008-09 season. He averaged 8.1 points and 4.9 rebounds as he played in all 35 games and ranked second on the team in minutes played (26.9) for the Seminoles who played in the ACC Tournament championship game for the first time in the history of the program. Singleton was an Honorable Mention selection to the All-ACC Freshman team and was the only freshman to finish in the top 10 in both steals and blocked shots in the final ACC statistics. Singleton played well throughout the season and became only the third player in school history to earn a double-double (17 points and 12 rebounds against Jacksonville) in the first game of his freshman season.

**HAMILTON MAKES FOURTH NCAA TOURNAMENT APPEARANCE**

Florida State head coach Leonard Hamilton, the 2009 National Coach of the Year by Basketball Times and the 2009 ACC Coach of the Year, made his fourth NCAA Tournament appearance and has now guided two different schools into the NCAA Tournament. He has a 3-4 record in four NCAA Tournament appearances while the head coach at the University of Miami and at Florida State University. Hamilton led the Hurricanes to the Sweet 16 of the 2000 NCAA Tournament with victories over Arkansas and Ohio State. The Seminoles' No. 5 seed in 2009 was the second highest for one of his teams after Miami earned a No. 2 seed in the 1999 NCAA Tournament.

**NOTING FLORIDA STATE'S 25 VICTORIES**

Florida State's victory over No. 1 ranked North Carolina in the semifinals of the ACC Tournament increased its win total to 25. The Seminoles' 25 victories during the 2008-09 season were the most by the Seminoles since the 1992-93 season when they won 25 games in advancing to the Elite Eight of the NCAA Tournament. The Seminoles' 1971-72 team won a school record 27 games in advancing to the NCAA Championship game where they fell to UCLA, 81-76, on the Bruins' home court.

**SEMINOLES WIN GLOBAL SPORTS CLASSIC CHAMPIONSHIP**

All-American guard Toney Douglas, who scored 28 points in the Seminoles' victory over Cal in the championship game, led Florida State to the title in the Global Sports Classic. Florida State finished the event undefeated with victories over Coastal Carolina (82-70, Nov. 22), Western Illinois (67-55, Nov. 24), Cincinnati (58-47, Nov. 28) and Cal (80-77, Nov. 29).



**2008-2009 REVIEW**

**FLORIDA STATE DEFEATS NO. 1 NORTH CAROLINA IN ACC TOURNAMENT**

Florida State defeated No. 1 North Carolina in the semifinals of the ACC Tournament on March 14, 2009 at the Georgia Dome. It marked the second time under Leonard Hamilton and third time in the history of the program that the Seminoles have defeated the No. 1 team in the nation. The Seminoles' victory over the Tar Heels in the ACC Tournament was the first victory over the nation's No. 1 ranked team in post season play and the first time since defeating No. 15 Texas Christian, 96-87, on March 13, 1998 in the NCAA Tournament that Florida State had defeated a ranked team in post season play.

**FLORIDA STATE DEFEATS FOUR RANKED TEAMS IN 2008-09**

The Seminoles' victory over No. 1 North Carolina marked the 14th victory over a ranked team under head coach Leonard Hamilton (in seven seasons) and marked the fourth victory over a ranked team during the 2008-09 season. It marks the second time under Hamilton (also in 2003-04) and the fifth time in school history the Seminoles have defeated at least four ranked teams in a single season.

**SEMINOLES TAKE HOME BOUNTY OF ACC HONORS**

Florida State reaped the benefits of its outstanding season when the ACC handed out its post season awards prior to the ACC Tournament. The Seminoles earned the ACC Coach of the Year and Defensive Player of the Year awards while placing one player on the All-ACC First Team, one player on the All-ACC Freshman team and two players on the All-ACC Defensive Team. Additionally, All-American Toney Douglas finished as the ACC Player of the Year runner-up – the second time in the last three seasons that a Seminole player (Al Thornton in 2007) had finished second in the voting as the ACC's top player.

**DOUGLAS NAMED TO ACC ALL-TOURNAMENT TEAM**

All-American Toney Douglas, who averaged 26.7 points and shot .467 (10 of 21) from the bonusphere, was named to the 2009 All-ACC Tournament First Team in a vote by the media attending the tournament. He averaged 38.7 minutes played per game, shot .585 from the field (31 of 53) and had three steals. Douglas's 80 points established a school record for points in a tournament. It marked the first time in school history that a Seminole has earned All-ACC Tournament First Team honors. Charlie Ward earned All-ACC Second Team honors in leading the Seminoles to the semifinals of the ACC Tournament for the first time in school history in 1992.

**DOUGLAS EARNS NABC ALL-DISTRICT 2 FIRST TEAM HONORS**

ACC Player of the Year runner-up Toney Douglas was named to the NABC Division I All-District 2 First Team by the member coaches of the National Association of Basketball Coaches. Douglas was joined on the All-District First Team by Tyler Hansbrough and Ty Lawson of North Carolina, Jeff Teague of Wake Forest and Jack McClinton of Miami.

**DOUGLAS EARNS ALL-ACC FIRST TEAM HONORS**

All-American Toney Douglas earned All-ACC First Team and All-ACC Defensive team honors in a vote by the Atlantic Coast Sports Media Association. Douglas is the fourth Seminole in school history to earn All-ACC First Team honors. He joins Seminole greats Bob Sura (1993-94), Tim Pickett (2003-04) and Al Thornton (2006-07) as All-ACC First Team selections during their careers. Douglas, Pickett and Thornton have all been recruited and coached by Seminole head coach Leonard Hamilton.

**DOUGLAS NAMED THE ACC DEFENSIVE PLAYER OF THE YEAR**

All-American Toney Douglas was named the ACC Defensive Player of the Year in a vote by the Atlantic Coast Sports Media Association. It marks the first time a Florida State player has been named the ACC Defensive Player of the Year. Said one ACC assistant coach: "The guy (Toney Douglas) guards the toughest guards in the league, pretty much shuts them down, and scores 20 points, too."

**FLORIDA STATE'S TOP 3-POINT SHOOTING TEAMS**

Rank	Season	3FGM	3FGA	Pct.	Notes
1.	2003-04	296	788	.376	Tim Pickett led team with 110 3FGM
2.	2006-07	237	624	.380	Isaiah Swann led team with 68 3FGM
3.	2007-08	234	665	.352	Toney Douglas led team with 62 3FGM

**SEMINOLES' STEALS TOTALS UNDER LEONARD HAMILTON**


Season	Steals	Games	SPG	Individual Leader
2002-03	273	29	9.4	Tim Pickett / 82 steals / 2.83 spg
2003-04	291	33	8.8	Tim Pickett / 82 steals / 2.48 spg
2004-05	216	31	7.0	Todd Galloway / 45 steals / 1.45 spg
2005-06	262	30	8.7	Todd Galloway / 48 steals / 1.6 spg
2006-07	276	35	7.9	Al Thornton / 53 steals / 1.5 spg
2007-08	290	34	8.5	Toney Douglas led ACC / 2.6 spg
<b>Totals</b>	<b>1,608</b>	<b>192</b>	<b>8.4</b>	Douglas ranked 20th in ACC history/1.95 spg

**SEMINOLES' TOP STEALS SEASONS IN SCHOOL HISTORY**

Rank	Season	Steals	Games	SPG	Notes
1.	1992-93	322	35	9.2	Sam Cassell led team with 97 steals
2.	2003-04	291	33	8.8	<b>Tim Pickett led team with 82 steals</b>
3.	1991-92	290	32	9.1	Charlie Ward led team with 75 steals
4.	2007-08	290	34	8.5	<b>Toney Douglas led team with 90 steals</b>
5.	1996-97	280	32	8.8	Randall Jackson led team with 46 steals
6.	2006-07	276	35	7.9	<b>Todd Galloway led team with 48 steals</b>
7.	1990-91	275	32	8.6	Charlie Ward led with 71 steals
8.	2002-03	273	29	9.4	<b>Tim Pickett led team with 82 steals</b>
9.	1998-99	264	30	8.8	Terrell Baker led team with 80 steals
10.	1984-85	266	30	8.9	Dean Shaffer led with 81 steals
11.	2005-06	262	30	8.7	<b>Todd Galloway led team with 45 steals</b>
12.	1989-90	256	31	8.3	Tharon Mayes led team with 52 steals

**ACC IN THE NBA DRAFT SINCE 2004**

Rank	Team	Picks	Last in 1st Round
1.	North Carolina	11	4 in 2009
2.	Duke	7	Gerald Henderson, 2009
3.	Florida State	5	Toney Douglas, 2009



**BY THE NUMBERS**

**0** In leading the ACC in field goal percentage defense during the 2008-09 season, the Seminoles did not allow a single team to shoot above 50 percent from the field during the season. Florida State was the only team in the ACC to hold each of its opponents during the season below 50 percent shooting from the field.

**1** Florida State led the ACC in scoring defense (64.9 points allowed per game), finished first in field goal percentage defense (.387 percent) and was tied for first in blocked shots per game (5.8) in the ACC statistics during the 2008-09 season.

**1** Florida State led the ACC with 71 starts by freshmen. Freshman Solomon Alabi (35 starts), Chris Singleton (34 starts) and Luke Loucks (2 starts) all earned starting assignments for the Seminoles in 2008-09.

**1** Florida State's victory over No. 1 North Carolina in the semifinals of the ACC Tournament marked the first time in school history the Seminoles defeated a ranked team in the ACC Tournament. The Seminoles' victory over the Tar Heels advanced Florida State to the championship game of the ACC Tournament for the first time in school history.

**1** Freshman All-American Solomon Alabi became the first Seminole in school history to lead the ACC in blocked shots during the 2008-09 season. He blocked 73 shots for a 2.1 blocked shots per game average.

**1** Freshman All-American Solomon Alabi led the Seminoles in field goal shooting percentage with a .540 mark. He was one of only two players on the Florida State roster to shoot better than 50 percent from the field for the 2008-09 season.

**1** Freshman All-American Solomon Alabi was the only freshman who was named to the All-ACC Defensive Team in 2008-09. In leading the ACC in blocked shots,

he was the only freshman to lead the ACC in an individual statistical category during the season.

**1** Sophomore Derwin Kitchen was the Seminoles' leading rebounder in the 2009 ACC Tournament. He led Florida State with 17 total rebounds (5.7 rpg) in its three-game march to the championship game of the tournament including a team-high nine in its victory over No. 1 North Carolina in the semifinals.

**1** Freshman All-American Chris Singleton ranked first in the ACC among all freshmen with 34 3-point field goals made.

**2** Only two true freshmen (Chris Singleton and Luke Loucks) earned starting assignments for the Seminoles during the 2008-09 season.

**2** All-American Toney Douglas (1st Team) and Freshman All-American Honorable mention selection Solomon Alabi (2nd Team) were named to the All-ACC Tournament teams in leading the Seminoles to their first ever appearance in the championship game of the ACC Tournament. Only one Seminole (Charlie Ward in 1992) had ever been named to the All-ACC Tournament team in Seminoles' first 17 years playing in the league championship tournament.

**2** Leonard Hamilton, who was named the 2009 ACC Coach of the Year, became only the second Florida State coach to earn coach of the year honors in Seminole history. Hugh Durham, who led the Seminoles to the 1972 NCAA National Championship game, was named the Metro Conference Coach of the Year in 1978.

**2** Leonard Hamilton was been named the National Coach of the Year by Basketball Times. It marked the second time in his career that he had earned the honor - he was named the UPI national coach of the year in 1995 when he led the University of Miami to a fifth place

finish in the Big East and to the Hurricanes' first post-season appearance in 31 years.

**2** Freshman All-American Solomon Alabi earned two double-doubles with 16 points and 14 rebounds in the Seminoles' victory over Charleston Southern (Dec. 18) and 12 points and 11 rebounds against Duke (March 3). He was tied for third among all freshmen in the league in the double-double category.

**2** Freshman All-American Solomon Alabi was one of only two Seminoles (also All-American Toney Douglas) who started all 35 games for Florida State during the 2008-09 season.

**3** Florida State ranked third in the ACC with 19 wins when leading a game at halftime. The Seminoles were 19-4 (.826) when leading at halftime during the 2008-09 season. Only North Carolina (31) and Duke (24) had more wins than Florida State when they were ahead at the intermission.

**3** Florida State's Solomon Alabi (twice) and Chris Singleton (once) combined to earn ACC Rookie of the Week honors three times. The Seminoles ranked third in the ACC behind only Virginia (six) and Wake Forest (four) for the most ROW citations. Alabi was one of only three players in the ACC (he was joined by only Sylvan Landesberg of Virginia and Al-Farouq Aminu of Wake Forest) to earn ACC Rookie of the Week honors multiple times during the 2008-09 season.

**3** Freshman All-American Solomon Alabi blocked at least one shot in all but three of the Seminoles' 35 games during the 2008-09 season. The only teams to hold Alabi without a blocked shot were Western Illinois (Nov. 24), Tennessee Tech (Dec. 16) and Western Kentucky (Dec. 28). Florida State was 3-0 in all of the three games in which he was held without a blocked shot.

**TOP SEASONS FOR WINS IN FLORIDA STATE HISTORY**

Rank	Season	Record	Notes
1.	1971-72	27-6	Florida State played UCLA in the NCAA National Championship game
T2.	2008-09	25-9	Florida State played in 2009 NCAA Tournament
T2.	1992-93	25-10	Florida State advanced to the Elite 8 of the NCAA Championship

**LEONARD HAMILTON'S NCAA TOURNAMENT APPEARANCES**

Season	Site	Record	Opponent(s)
1998	Atlanta, Ga.	0-1	(6) UCLA 65, (11) Miami 62
1999	Boston, Mass.	1-0	(2) Miami 75, (15) Lafayette 54
	Boston, Mass.	1-1	(10) Purdue 73, (2) Miami 63
2000	Nashville, Tenn.	1-0	(6) Miami 75, (11) Arkansas 71
	Nashville, Tenn.	2-0	(6) Miami 75, (3) Ohio State 62
	Austin, Texas	2-1	(7) Tulsa 80, (6) Miami 71
2009	Boise, Idaho	0-1	(12) Wisconsin 61, Florida State 59 (OT)

Seminoles reach the championship finals for the first time in school history. Alabi averaged 11.7 points and 1.7 blocked shots while shooting .556 (15 of 27) from the field. Alabi also made five of seven free throws for a .714 percentage.

**ALABI NAMED TO ACC ALL-FRESHMAN TEAM**

Solomon Alabi, who led the ACC in blocked shots, was named to the All-ACC Freshman team. He was named the ACC Rookie of the Week twice in 2008-09 and became the first ACC freshman to lead the league in blocked shots since Chris Bosh of Georgia Tech in 2003. Alabi is one of only seven freshmen to have led the ACC in blocked shots since the NCAA began keeping blocked shots as a statistic in 1977. Alabi ranked fourth among all freshmen in the ACC in scoring with an 8.4 points per game average, fourth with a 5.7 rebounds per game average and tied for third with two double-doubles. He blocked at least one shot in all 16 of Florida State's ACC games during the 2008-09 season. His 73 blocked shots were only two away from establishing a Seminole freshmen record for blocked shots.

**DOUGLAS RE-WRITES FLORIDA STATE RECORD BOOK**

All-American Toney Douglas will be remembered as one of the top players in Florida State history and finished his career as one of the most well represented players in the Seminoles' record book. Douglas finished his career ranked in the top five of 12 different single season and career records and within the top 15 of eight more categories.


**DOUGLAS FINISHES FIFTH IN SCORING IN SCHOOL HISTORY**

All-American Toney Douglas scored a single season school

record 751 points as a senior and finished his three-year career ranked fifth in school history in scoring with 1,655 career points. He finished his career as the fifth highest scoring player in school history and the highest scoring three-year player in school history after transferring from Auburn University following his freshman season. Douglas is one of only six players in school history to have scored more than 1,600 points during his career.

**DOUGLAS SETS SEMINOLE RECORD FOR POINTS IN A SINGLE SEASON**

All-American Toney Douglas scored a single-season school record 751 points during the 2008-09 season. He scored at



**DOUGLAS AND ALABI NAMED TO ALL-ACC DEFENSIVE TEAM**

All-American Toney Douglas and freshman center Solomon Alabi were both named to the ACC All-Defensive team by the Atlantic Coast Sports Media Association. Douglas ranked fourth in the ACC with 63 steals (giving him 153 in his last two seasons as a Seminole) while Alabi led the ACC in blocked shots with 73 and a 2.1 blocked shots per game average. Alabi became only the seventh freshman in ACC history to lead the ACC in blocked shots.

**ALABI EARNS ALL-ACC TOURNAMENT SECOND TEAM HONORS**

Freshman Solomon Alabi became the first freshman in school history to earn All-ACC Tournament honors when he was named to the tournament's second team in helping the

**2008-2009 REVIEW**

**FLORIDA STATE'S ALL-ACC DEFENSIVE TEAM SELECTIONS**

Player	Year	PPG	RPG	SPG	Notes
Tim Pickett	2003-04	16.5	4.5	2.5	Seminoles' record: 19-14 / NIT
Toney Douglas	2007-08	15.4	3.2	2.6	Seminoles' record: 19-15 / NIT
Toney Douglas	2008-09	21.5	3.9	1.8	Seminoles' record: 25-10 / NCAA
Solomon Alabi	2008-09	8.4	5.6	2.1 bpg	Seminoles' record: 25-10 / NCAA

**FLORIDA STATE'S ALL-ACC FIRST TEAM SELECTIONS**

Player	Year	PPG	RPG	SPG	Notes
Bob Sura	1993-94	21.2	7.9	2.4	Seminoles' record: 13-13, 6-10 ACC
Tim Pickett	2003-04	16.5	4.5	2.5	Seminoles' record: 19-14, 6-10 ACC
Al Thornton	2006-0	19.7	7.2	1.5	Seminoles' record: 22-13, 9-7 ACC
Toney Douglas	2008-09	21.3	3.9	1.9	Seminoles' record: 25-10, 10-6 ACC

**FRESHMAN WHO HAVE LED THE ACC IN BLOCKED SHOTS**

Player	School	Year	Blocks	Games	BPG
Ralph Sampson	Virginia	1980	157	34	4.6
Derrick Lewis	Maryland	1985	99	37	2.7
Sharone Wright	Clemson	1992	63	28	2.3
Tim Duncan	Wake Forest	1994	124	33	3.8
Alvin Jones	Georgia Tech	1998	141	33	4.3
Chris Bosh	Georgia Tech	2003	67	31	2.2
Solomon Alabi	Florida State	2009	73	35	2.1

**ACC AWARDS**

ACC Coach of the Year **Leonard Hamilton**  
 All-ACC First Team **Toney Douglas**  
 ACC Player of the Year Runner-Up  
**Toney Douglas**  
 ACC Defensive Player of the Year  
**Toney Douglas**  
 All-ACC Defensive Team  
**Toney Douglas, Solomon Alabi**  
 All-ACC Freshman Team  
**Solomon Alabi, Chris Singleton (HM)**

**SEMINOLES' ALL-TIME GAMES PLAYED LIST**

Rank	Player, Year	Games Played
1.	Uche Echefu, 2006-Pr.	131
T2.	Andrew Wilson, 2001-06	129
T2.	Jason Rich, 2005-08	129
3.	Ralph Mims, 2005-08	128

least 30 points in a team leading three different games (30 vs. Coastal Carolina, Nov. 22, 2009; 30 at Miami, Jan. 21, 2009; 32 vs. North Carolina, Jan. 28, 2009), scored at least 20 points in a team and ACC leading 22 different games, and led (or was tied for the team lead) in scoring an incredible 31 times in 35 games. Douglas's 751 points broke a 53-year old record for points scored in a single season. The previous record of 742 points by Jim Oler came during the 1955-56 season.

**DOUGLAS FINISHES CAREER WITH 2,180 CAREER POINTS**

All-American candidate Toney Douglas made a long 3-point shot with 4:22 remaining against Boston College on February 24 to reach the 2,000 points scored plateau for his career. He finished his career with 2,180 career points in 130 career games for a 16.8 points per game average.

**DOUGLAS AS FLORIDA STATE'S CHIEF THIEF**

All-American Toney Douglas, the 2009 ACC Defensive Player of the Year, finished his Seminole career with 188 career steals in 99 career games. He finished his three-year Seminole career with a 1.90 steals per game average and ranks tied for 25th in ACC for career steals per game. Douglas earned 231 career steals in 130 games for a 1.77 steals per game average for his collegiate career.

**ALABI LEADS ACC IN BLOCKED SHOTS**

All-ACC Freshman and ACC Defensive team selection Solomon Alabi became the first Seminole to lead the ACC in blocked shots when he finished as the conference leader with 73 rejections during the 2008-09 season. He finished the season as only the second freshman in school history to block at least 70 shots in a season and his 73 blocked shots were only one blocked shot from tying the Seminole's record for blocked shots by a freshman (Corey Louis with 74 during the 1994-95 season). Alabi's 73 blocked shots rank as the 14th highest single season total in school history.

**ALABI AMONG TOP SHOT BLOCKING FRESHMAN IN ACC HISTORY**

All-ACC Freshman and ACC Defensive team selection Solomon Alabi finished the 2009 season as the ACC leader with 73 blocked shots and a 2.1 blocked shots per game average. He blocked at least one shot in 32 of the Seminole's 35 games in 2009 and became only the seventh freshman in ACC history to lead the league in blocked shots. Alabi joined a small group of great ACC players that includes Virginia's Ralph Sampson and Tim Duncan of Wake Forest.

**SINGLETON EARNS ALL-AMERICAN AND ALL-ACC HONORS AS A FRESHMAN**

Freshman forward Chris Singleton earned Freshman All-





America Honorable Mention and All-ACC Freshman Team Honorable Mention honors as he enjoyed a standout season in his first year as a Seminole during the 2008-09 season. He earned Freshman All-America Honorable Mention honors by CollegeHoops.net and All-ACC Freshman Team Honorable Mention honors by the Atlantic Coast Sports Media Association.

**SINGLETON ONE OF ONLY SEVEN WITH AS MANY BLOCKS AND STEALS**

Freshman All-American Chris Singleton was one of only seven players in the nation – and the only freshman – to earn at least 50 steals and to block at least 45 shots during the 2008-09 season. He finished the season ranked second on the team with 54 steals and second on the team with 47 blocked shots. Singleton was joined by only Marques Blakely (Vermont: 67 steals and 88 blocked shots), Kenneth Faried (Morehead State: 68 steals and 68 blocked shots) Tony Gaffney (Massachusetts: 61 steals and 115 blocked shots), Damian Johnson (Minnesota: 58 steals and 60 blocked shots) Damian Sanders (Duquesne: 71 steals and 79 blocked shots) and Diamon Simpson (St. Mary's: 61 steals and 57 blocked shots) as the only players in the nation with at least 50 steals and at least 45 blocked shots.

**SINGLETON WITH 47 BLOCKED SHOTS**

All-ACC Freshman team selection Chris Singleton finished his inaugural collegiate season ranked ninth in the ACC with 47 blocked shots. He blocked his career-high of five shots in the Seminoles' victory over Maryland on Jan. 17 in Tallahassee and in the Seminoles' victory over No. 1 North Carolina in the ACC Tournament on March 14.

**SINGLETON WITH 50 STEALS**

All-ACC Freshman team selection Chris Singleton finished the 2008-09 season ranked 10th in the ACC in steals with 54. He had at least one steal in 27 of the Seminoles' 35 games this season. Singleton's 54 steals marked only the third time in school history that a freshman had accumulated at least 50 steals in his first season.

**SINGLETON RANKED AMONG ACC LEADERS**

To further illustrate the sensational season enjoyed by freshman All-American Chris Singleton, consider that he was one of only four freshmen in the league that ranked in the top 10 in multiple statistical categories in the ACC statistics during the 2008-09 season. Singleton ranked tied for ninth amongst all players with a 1.3 blocked shots per game average and 10th amongst all players with a 1.5 steals per game average.

**ECHFUFU RANKS FIRST AMONG FREE THROW SHOOTERS IN ACC PLAY**

Senior forward Uche Echefu finished the 2009 ACC season ranked first in conference games only with a .909 mark from

**BY THE NUMBERS**

**4** Seminole freshman Solomon Alabi ranked fourth in the nation among freshman with his 2.1 blocked shots per game average. He was ranked behind only Andrew Nicholson of St. Bonaventure (11th nationally, 2.7 bpg), William Mosley of Northwestern State (21st nationally, 2.5 bpg) and Gregory Enriques of Rutgers (23rd nationally, 2.4 bpg).

**4** Florida State defeated four ranked teams during the 2008-09 season – No. 21 Florida, No. 10 Clemson, No. 12 Clemson and No. 1 North Carolina. While every team in the ACC defeated at least one ranked team, the Seminoles were fourth in the league with their four wins over ranked teams. Only North Carolina (10 wins over ranked teams), Duke (six) and Wake Forest (five) had more wins over ranked teams than Florida State during the 2008-09 season.

**4** Florida State ranks fourth in the ACC with 63 wins in a cumulative record of the 12 teams in the ACC in the over the last three seasons. The Seminoles average 21 wins per season since the start of the 2006-07 season and have won nearly 65 percent of their games. The Seminoles are 23-23 (.500) in the ACC in the last three seasons.

**4** All-American Toney Douglas earned ACC Player of the Week honors twice during his senior season. He became only the fourth Seminole in ACC history to earn ACC Player of the Week honors twice in the same season

and finished his career tied for the all-time lead at Florida State (with All-Americans Bob Sura and Al Thornton) with three career ACC Player of the Week awards.

**5** All-American Toney Douglas was one of only five ACC players to earn multiple ACC Player of the Week honors during the 2008-09 season. He was joined by only Greivis Vasquez of Maryland (three) and Ty Lawson of North Carolina, Jeff Teague of Wake Forest and KC Rivers of Clemson with two weekly awards each.

**7** Under Leonard Hamilton, the Seminoles have won at least seven ACC games in a school record four consecutive seasons including a 9-7 record and a fifth place finish during the 2005-06 season and a 10-6 record and a fourth place finish during the 2008-09 season.

**7** Florida State is one of only seven teams to have played in the ACC Championship game in the last five years with only Duke and North Carolina having played in the game more than once since 2005.

**7.7** Time left, in seconds, on the clock when sophomore Derwin Kitchen scored the game-winning basket against Georgia Tech in the semifinals of the ACC Tournament. The basket (and ensuing free throw) by Kitchen put Florida State up 64-62 and advanced the Seminoles to the ACC semifinals for the second time in school history.

**FLORIDA STATE'S ALL-ACC FRESHMAN TEAM SELECTIONS**

Player	Year	PPG	RPG	SPG	BPG	Notes
Corey Louis	1994-95	10.9	7.8	0.5	2.7	FSU 12-15 record
Michael Joiner	2000-01	9.3	6.0	1.1	0.9	FSU 9-21 record
Anthony Richardson (HM)	2001-02	7.2	3.6	0.8	0.5	FSU 12-17 record
Alexander Johnson	2003-04	9.5	4.2	0.8	0.6	FSU 19-14 record
Solomon Alabi	2008-09	8.4	5.6	0.5	2.1	FSU 25-10 record
Chris Singleton (HM)	2008-09	8.1	4.9	1.5	1.3	FSU 25-10 record

**FLORIDA STATE'S TOP FIVE ALL-TIME LEADING SCORERS**

Rank	Player	Games	PPG	Total Points
1.	Bob Sura, 1992-95	119	17.9	2,130
2.	Jim Oler, 1953-56	91	20.0	1,817
3.	James Collins, 1994-97	112	16.0	1,793
4.	Mickey Dillard, 1977-81	115	15.1	1,734
5.	Toney Douglas, 2007-09	99	16.7	1,655

**DOUGLAS RANKS 5TH IN SCHOOL HISTORY FOR CAREER STEALS PER GAME AVERAGE**

Rank	Player, Years	Games	Steals	SPG
1.	Tim Pickett, 2003-04	62	164	2.64
2.	Sam Cassell, 1993-94	66	153	2.32
3.	Terrell Baker, 1998-99	61	139	2.28
4.	Delvon Arrington, 1999-02	118	225	1.91
5.	<b>Toney Douglas, 2007-09</b>	<b>99</b>	<b>188</b>	<b>1.90</b>

the free throw line. He was the only player in the league to shoot 90 percent or better from the free throw line in ACC play. Echefu missed only five free throws in the final 20 games of the season and missed only once in the final four weeks of the season.

**ECHFUFU SETS SEMINOLES' MARK FOR CAREER GAMES PLAYED**

Senior Forward Uche Echefu, who earned his degree in political science in 2009, played in a school record 131 games during his four year career as a Seminole. He established the all-time career record for games played against Duke in the championship game of the ACC Tournament on March 15, 2009

**ECHFUFU IN NUMEROUS TOP-25 SEMINOLE RECORD LISTS**

Senior forward Uche Echefu finished his career ranked in the top 25 in 10 statistical categories in the Seminoles' record book. He is ranked in the top 10 in games played (first, 131), single-season free throw percentage (sixth, .848, 2008-09) and career free throw percentage (sixth, 798, 2006-09).

**ECHFUFU AND HOFF PLAY ON FOUR POSTSEASON TOURNAMENT TEAMS**

Seniors Uche Echefu and senior guard Brian Hoff became the first two players in school history to play on four consecutive postseason tournament teams as they both played on the

**2008-2009 REVIEW**

**DOUGLAS IN THE SEMINOLES' RECORD BOOK**

Category	Rank	Statistic	Year
Points, Single Season	1	751	2008-09
Season Field Goals Attempted	T2	536	2008-09
Steals Single Season	2	90	2007-08
Season 3-Point Field Goals Made	3	85	2008-09
Season Free Throws Made	3	188	2008-09
Season 3-Point Shots Attempted	4	221	2008-09
Career 3-Point Shots Attempted	4	472	2007-09
Season Free Throws Attempted	4	232	2008-09
Career Free Throw Percentage	4	.810	2007-09
Points, Career	5	1,655	2007-09
Career Field Goals Attempted	5	1,251	2007-09
Career 3-Point Field Goals Made	5	178	2007-09
Season Field Goals Made	T6	239	2008-09
Career Free Throws Made	7	359	2007-09
Career Steals	7	188	2007-09
Career Games Started	7	95	2007-09
Season Scoring Average	9	21.5	2008-09
Career 3-Point Percentage	9	.376	2007-09
Career Field Goals Made	T12	560	2007-09
Career Scoring Average	T15	16.7	2007-09

**BY THE NUMBERS**

**8** Florida State defeated eight different ACC teams at least once during the 2008-09 season (Clemson, Georgia Tech, North Carolina, NC State, Maryland, Miami, Virginia, and Virginia Tech) to mark the first time the Seminoles have defeated at least eight ACC teams once in a single season.

**9** Freshman All-American Solomon Alabi's five blocked shots in the Seminoles' come-from-behind victory over Clemson on Feb. 7, 2009 is tied for the ninth highest total for blocked shots in an ACC game by a Florida State player.

**11.7** Freshman All-American Solomon Alabi averaged 11.7 points per game in three games during the ACC Tournament. He scored in double figures in all three games in helping the Seminoles to their first ACC Championship game appearance in school history.

**13** All-American Toney Douglas was one of 13 finalists for the Bob Cousy Award as the nation's top point guard in 2008-09. He was joined by Sherron Collins (Kansas), Darren Collison (UCLA), Stephen Curry (Davidson), LeVance Fields (Pittsburgh), Jonny Flynn (Syracuse), Dominic James (Marquette), Ty Lawson (North Carolina), Eric Maynor (Virginia Commonwealth), Patrick Mills (St. Mary's), Jermei Pargo (Gonzaga), A.J. Price (Connecticut), Jeff Teague (Wake Forest) as the nation's top point guards. North Carolina's Lawson won the award.

**14** Freshman All-American Solomon Alabi's 73 blocked shots during the 2008-09 season is the 14th highest single-season total and second highest single-season total by a freshman in school history.

**14** Freshman All-American Solomon Alabi led the Seminoles in rebounding a team-leading 14 times including nine times in ACC play during the regular season and against Georgia Tech in the semifinals of the ACC Tournament.

**16** All-American Toney Douglas finished 1st in the ACC and 16th in the nation with his career-high 21.5 points per game scoring average during the 2008-09 season.

**21** Seminole head coach Leonard Hamilton is the 21st winningest coach in ACC history. He has won 131 games in his first seven seasons at Florida State.

**25** Florida State was undefeated, 25-0, when it outscored its opponent during the 2008-09 season.

**25** Florida State's 25 victories during the 2008-09 season were the most by the Seminoles since the 1992-93 season when it also won 25 games (25-10) and were tied for the second most in school history.

**36** Freshman All-American Solomon Alabi ranked 1st in the ACC and 36th in the nation with his 2.1 blocked shots per game average during the 2008-09 season.

**51st to 5th** All-American candidate Toney Douglas began the 2008-09 season ranked 51st in school history in scoring with 904 points as a Seminole and finished his career ranked fifth in school history with 1,655 career points in his 99-game Seminole career. Along the way Douglas passed All-American Tim Pickett (36th, 1,038 career points), All-American Ron King (20th, 1,260 career points) and All-American Al Thornton (7th, 1,521 career points) on the Seminoles' scoring chart.

**SEMINOLE FRESHMAN WITH MORE THAN 45 BLOCKED SHOTS**

Rank	Player, Year	Blocks	Career Blks	Notes
1.	Corey Louis, 1995	74	197	Ranked second in school history
2.	Solomon Alabi, 2009	73	83	Ranked 14th in school history
2.	Chris Singleton, 2009	47	47	Averaged 1.3 BPG in first season at FSU

**SEMINOLE FRESHMEN WITH 50 OR MORE STEALS**

Rank	Player, Year	Steals	Career Steals	Notes
1.	Charlie Ward, 1991	71	238	Florida State career steals leader
2.	Delvon Arrington, 1999	64	225	Ranked second in school history
3.	Chris Singleton, 2009	54	54	Averaged 1.5 spg in first season at FSU

**REID ON FLORIDA STATE'S ALL-TIME TOP 25 FOR BLOCKED SHOTS**

Rank	Player, Years	Blocked Shots
20.	Michael Joiner, 2001-04	57
21.	Ryan Reid, 2007-Pr.	55
22.	Adam Waleskowski, 2001-04	54
23.	Tat Hunter, 1986-89	52
24.	Karim Shabaz, 1998-99	51
	David Anderson, 2000-02	51

Seminoles' 2006, 2007 and 2008 NIT teams and their 2009 NCAA Tournament team. The four-year period marked the first time in school history that the Seminoles played in the postseason in four consecutive seasons.

**KITCHEN IN THE ACC TOURNAMENT**

Sophomore Derwin Kitchen averaged 6.3 points, a team-leading 5.7 rebounds and a team-leading 4.3 assists in helping lead the Seminoles to the championship game of the ACC Tournament for the first time in school history. The Seminoles defeated Georgia Tech in the quarterfinals, topped No. 1 ranked North Carolina in the semifinals and played No. 7 ranked Duke in the championship game. Kitchen was Florida State's fourth leading scorer as he scored eight points (including the game-winning basket) against Georgia Tech and totaled 11 points against No. 1 North Carolina to propel Florida State into the championship game. He led (or was tied for the team lead) in both assists and steals in two of the Seminoles' three games (five assists and three steals against Georgia Tech; six assists and three steals against No. 1 North Carolina) and was tied for the Seminoles' lead in assists in the championship game against Duke.

**DEMERCY DEVELOPS INTO MOST IMPORTANT SIXTH MAN**

Sophomore Jordan DeMercy, who started the first 16 games of his career during the 2008-09 season, developed into one of the ACC's top sixth-men with his play during his second season at Florida State. He played in 31 games as a freshman without a starting assignment before earning a spot in the starting lineup for the 2008-09 season opener against Jacksonville and started the first 16 games of his sophomore season. DeMercy started all 15 of the Seminoles' non-conference games and helped Florida State to a 13-2 record and was a starter against Duke in the Seminoles' ACC opener (Jan. 10) and averaged 4.2 points and 3.4 rebounds as a starter as the Seminoles jumped out to a 13-3 record with wins over No. 21/23 Florida, Cincinnati of the Big East and Cal of the Pac 10. He then averaged 2.1 points and 1.8 rebounds in the final 19 games of the season as he helped the Seminoles to a 10-6 record in ACC play and a fourth place finish in the conference standings.

**REID ENJOYS A BANNER YEAR**

Junior forward Ryan Reid established career-high statistics for total points scored (172), field goals made (62), field goals attempted (141), free throws made (48), free throws attempted (76), defensive rebounds (78), total rebounds (130), assists (26), blocked shots (23), steals (23) and total minutes played (669) during the 2008-09 season. He earned more assists (26) as a junior than he did during his first two seasons combined (24) and was one of only two players on the team (also freshman Chris Singleton) to have earned at least 20 steals (23) and 20 blocked shots (23). Reid started the first 16 games of the season before becoming one of the most effective sixth-men in the league during the ACC portion of the schedule as he was credited with 13 assists in 16 ACC games after earning nine assists in the first 30 conference games of his career. Reid led Florida State in scoring once (14 points against Cincinnati, Nov. 28 in the Global Sports Classic) and in rebounding twice (7 at Boston College, Feb. 24 and 5 vs. Clemson, Feb. 28) in leading the Seminoles to the 2009 NCAA Tournament and into the ACC Tournament championship game for the first time in school history.



## 2008-2009 REVIEW

### ACC FRESHMEN ASSISTS LEADERS

Rank	Player, School	Assists	APG
1.	Iman Shumpert, Georgia Tech	154	5.0
2.	Sammy Zeglinski, Virginia	84	3.0
3.	Luke Loucks, Florida State	73	2.1

### ACC FRESHMEN 3-POINT FIELD GOALS MADE

Rank	Player, School	3FGM
1.	Chris Singleton, Florida State	34
2.	Sammy Zeglinski, Virginia	33
3.	Iman Shumpert, Georgia Tech	32
4.	Deividas Dulkys, Florida State	28

### LOUCKS RANKS THIRD AMONG ACC FRESHMAN IN ASSISTS

Freshman guard Luke Loucks finished second on the team in assists with 73 and a 2.1 assists per game average. He ranked third in the ACC among freshman with his apg average. He recorded assists in all but four of the Seminoles' 35 games and earned an inaugural collegiate season personal best six assists in the Seminoles' victory over Coastal Carolina (Nov. 22). Loucks earned five or more assists on three different occasions during the 2008-09 season.

### DULKYS AMONG ACC'S TOP FRESHMEN SHARP SHOOTERS

Freshman guard Deividas Dulkys ranked third among his Seminole teammates and fourth among all freshman in the ACC with 28 3-point field goals made. He made 37 field goals as a freshman with more than 75 percent of his made field goals coming from long range (28 of 37).

### DOUGLAS, ECHEFU AND HOFF HONORED AT ANNUAL BANQUET

Seniors Toney Douglas, Uche Echefu and Brian Hoff, who led the Seminoles to the NCAA Tournament for the first time since 1998 and into the ACC Tournament championship game for the first time in school history, were honored at the annual Florida State men's basketball banquet at the Tom and Ginny Futch Ballroom at the University Center Club. Douglas, the fourth player in school history to earn All-ACC First-Team honors, took home the Bob Sura Most Outstanding Offensive Player Award, the Otto Petty Most Assists Award, the Charlie Ward Outstanding Defensive Player Award, was named the team's top 3-point field goal shooter and was presented with an award for serving as one of the Seminoles' captains during the season. Echefu earned awards for the best free throw percentage award, a team captain award and was presented with the Tip of the Spear while Hoff earned the Most Outstanding Student Athlete Award and his captain's award.

### AWARD WINNERS

First Year Academic Achievement Award - Luke Loucks  
 Most Improved Student Athlete Award - Solomon Alabi  
 Outstanding Student Athlete Award - Brian Hoff  
 Best Field Goal Percentage Award - Solomon Alabi  
 Sixth Man Award - Jordan DeMercy  
 Mr. Hustle - Jordan DeMercy, Deividas Dulkys, Chris Singleton  
 Best 3-Point Field Goal Percentage - Toney Douglas  
 Best Free Throw Percentage Award - Uche Echefu  
 Otto Petty Most Assists Award - Toney Douglas  
 Dave Cowens Chairman of the Boards Award - Solomon Alabi  
 Bob Sura Most Outstanding Offensive Player - Toney Douglas  
 Charlie Ward Outstanding Defensive Player Award - Toney Douglas  
 Unsung Hero - Ryan Reid, Xavier Gibson  
 Most Improved Player Award - Solomon Alabi  
 Tip of The Spear Award - Uche Echefu, Jordan DeMercy, Derwin Kitchen  
 Team Captain Awards - Toney Douglas, Uche Echefu, Brian Hoff  
 Lettermen's Certificates - Toney Douglas, Uche Echefu, Brian Hoff

### TONEY DOUGLAS NUMBERS

**.508** All-American Toney Douglas made at least two 3-point field goals in each of the last nine games of his collegiate career and shot .508 from the 3-point line (32 of 63) from Feb. 21 against Virginia Tech through the Seminoles' game against Wisconsin in the NCAA Tournament.

**23** All-American Toney Douglas scored in double figures in the final 23 games of the 2008-09 season. He scored 539 points from Dec. 21 against Pittsburgh through the Seminoles' NCAA Tournament game against Wisconsin for a 23.4 points per game average.

**23.1** Senior All-American candidate Toney Douglas led the ACC in conference games only scoring with a 23.1 points per game scoring average during the 2008-09 season.

**25.4** All-American Toney Douglas averaged 25.4 points per game in the final seven games of the season. He scored at least 22 points in each of the final seven games of the season with 28 points against Duke in the championship game of the ACC Tournament.

**26.7** All-American Toney Douglas averaged 26.7 points per game in the ACC Tournament in leading the Seminoles to the championship of the event for the first time in school history. He scored 25 points against Georgia Tech in the quarterfinals, 27 against No. 1 North Carolina in the semifinals and 28 in the championship

game against Duke.

**29.5** All-American Toney Douglas averaged 29.5 points in two games against NCAA National Champion North Carolina during the 2008-09 season. He scored 32 against the Tar Heels on Jan. 28 and totaled 27 in the ACC Tournament against North Carolina when it was ranked No. 1 in the nation.

**31** All-American Toney Douglas scored at least 16 points in 31 of the Seminoles' 35 games during the 2008-09 season. He was held below double figures in only four games - the Seminoles won all four of those games including a 59-57 victory over Florida when Douglas was held to a season-low two points.

**35** All-American Toney Douglas tied Florida State's school record for games started in a single season during the 2008-09 season for the Seminoles. He finished his career ranked seventh in school history with 95 career starting assignments.

**36.5** All-American Toney Douglas averaged a career-high 36.5 minutes played per game during the 2008-09 season. He played at least 34 minutes in each of the Seminoles' final 19 games of the season and played less than 30 minutes only three times during his senior season.

### FRESHMAN AMONG ACC STATISTICAL LEADERS IN 2008-09

Player, School	Category	Statistic	Rank
Iman Shumpert, Georgia Tech	Steals/Game	2.1	2nd
Iman Shumpert, Georgia Tech	Assists/Game	5.0	T3rd
Iman Shumpert, Georgia Tech	A:TO Ratio	1.33:1	8th
Chris Singleton, Florida State	Blocked Shots/Game	1.3	T9th
Chris Singleton, Florida State	Steals/Game	1.5	10th
Sammy Zeglinski, Virginia	A:TO Ratio	1.2:1	9th
Sammy Zeglinski, Virginia	Assists/Game	3.0	10th
Sylvan Landesberg, Virginia	Minutes/Game	34.2	6th
Sylvan Landesberg, Virginia	Scoring	16.6	10th
Solomon Alabi, Florida State	Blocked Shots/Game	2.1	1st
Al-Farouq Aminu, Wake Forest	Rebounds/Game	8.2	5th
Ed Davis, North Carolina	Blocked Shots/Game	1.7	4th
Assane Sene, Virginia	Blocked Shots/Game	1.6	5th

### QUOTES ON TONEY DOUGLAS

"Toney Douglas is as good a player as there is in the United States."

**Mike Krzyzewski, Head Coach, Duke University**

"He's (Toney Douglas) a great player. He's my favorite non-Duke player in the country. I love that guy. I talk about him a lot to our guys. They're probably mad at me. He's as good as there is in college. He's as good as there in college. He's a kid I'd love to coach, no question about it. He was hard to stop, because he is hard to stop."

**Mike Krzyzewski, Head Coach, Duke University**

"He (Toney Douglas) can do so many things. One thing we knew he can do is, when we did get a lead, put his team on his back. When we played them at home, he had some big threes to keep them in the game. He was doing the same thing tonight. When you're playing a player like him, you can never let up because at any time he can go off."

**Jon Scheyer, Duke University**

"Toney Douglas is a total player."

**Mike Krzyzewski  
Head Coach, Duke University**

"Toney basically has had to shoulder the responsibility of being a leader mentally and emotionally, on and off the

court. He did all the things you like to see a leader do."

**Leonard Hamilton, Head Coach, Florida State**

"Contain Toney Douglas...I feel he should have been player of the year. That's my opinion."

**Gani Lawal, Georgia Tech**

"Toney Douglas is as good a leader from the guard position as there is in the ACC."

**Jay Bilas, ESPN**

"Toney Douglas is a great player and a great defender."

**Jack McClinton, University of Miami**

"In a league of great guards - perhaps the best one is Florida State's Toney Douglas."

**Rece Davis, ESPN**

"Toney Douglas is a really good player - probably the best in our league."

**Gerald Henderson, Duke University**

"I can't say enough about Toney Douglas. Toney is the best defensive guard I have ever coached in my whole coaching career and to be our leading scorer, to be the guy who makes the shots when the game is on the line."

**Leonard Hamilton, Head Coach, Florida State**

2008-2009 BOX SCORES

GAME 1

Florida State 59, Jacksonville 57 - Jacksonville Veterans Memorial Coliseum

TALLAHASSEE, Fla. - Senior Toney Douglas scored a team-high 16 points as Florida State held off a late charge to beat Jacksonville University 59-57 in both teams' season opener. Freshman Chris Singleton added a double-double in his first career game with 12 points and 17 rebounds for the Seminoles, who beat the Dolphins for the 15th consecutive time dating back to 1988. Jordan DeMercy contributed a career-high 10 points for Florida State. Junior forward Lehmon Colbert led Jacksonville with 16 points, while forward Marcus Allen added 10 points. Florida State built a 30-17 halftime lead by holding the Dolphins to just six points in the final 13:20 of the first half. Despite the scoring drought, the Dolphins pulled to within two points when Travis Cohn put back an offensive rebound with three seconds to play.

Fl. State	Min	FG	3FG	FT	O-D	Reb	F	A	T	B	S	Pts.
Singleton	29	3-5	0-1	6-7	3-14	17	5	1	2	0	1	12
Reid	22	2-4	0-0	0-2	0-7	7	3	1	1	2	0	4
Alabi	18	2-4	0-0	2-4	0-3	3	4	0	2	1	0	6
DeMercy	29	3-4	3-4	1-2	0-2	2	3	1	5	2	1	10
Douglas	36	4-13	1-5	7-13	1-1	2	2	5	3	3	4	16
Jordan	5	1-1	0-0	0-1	0-0	0	0	0	0	0	0	2
Gibson	12	1-2	0-0	0-0	0-1	1	0	0	2	0	2	2
Loucks	24	2-4	0-1	0-1	1-3	4	5	2	2	0	1	4
Dulkys	21	0-3	0-3	0-0	0-2	2	1	1	1	0	0	0
Hoff	4	1-1	1-1	0-0	0-0	0	0	0	0	0	0	3
Team					1-1	2						
<b>Totals</b>	<b>200</b>	<b>19-41</b>	<b>5-15</b>	<b>16-30</b>	<b>6-34</b>	<b>40</b>	<b>23</b>	<b>11</b>	<b>19</b>	<b>8</b>	<b>9</b>	<b>59</b>

J'Ville	Min	FG	3FG	FT	O-D	Reb	F	A	T	B	S	Pts.
Hardy	27	2-5	0-1	1-2	3-2	5	3	1	2	1	2	5
Colbert	25	5-10	2-4	4-6	0-2	2	3	1	2	0	0	16
Allen	31	4-9	0-3	2-4	3-3	6	3	1	1	0	2	10
Smith	36	4-17	1-7	0-4	3-9	12	2	4	1	0	1	9
Jefferson	16	2-6	0-3	0-0	0-0	0	3	1	2	0	0	4
Cohn	18	2-8	0-2	0-0	5-2	7	0	1	0	0	1	4
Gilbert	11	1-5	1-5	0-0	0-3	3	2	0	0	0	0	3
Edwards	5	0-1	0-1	0-0	0-0	0	0	2	0	0	0	0
Brooks	17	1-4	0-1	0-0	1-3	4	4	1	2	0	1	2
Galvin	5	1-2	1-1	1-2	0-1	1	1	0	0	0	0	4
Lukasiak	9	0-1	0-0	0-0	1-0	1	1	0	1	0	0	0
Team					1-1	2						
<b>Totals</b>	<b>200</b>	<b>22-68</b>	<b>5-28</b>	<b>8-18</b>	<b>17-26</b>	<b>43</b>	<b>22</b>	<b>12</b>	<b>11</b>	<b>1</b>	<b>7</b>	<b>57</b>

FG% - Florida State, .463, Jacksonville, .324. 3FG% - Florida State, .333, Jacksonville, .179. FT% - Florida State, .533, Jacksonville, .444. Technical Fouls: Florida State -- None. Jacksonville -- None. Referees: Mark Schnur, James Barker, Frank Raposo

Team	1st Half	2nd Half	OT	Total
Florida State	30	29	-	59
Jacksonville	17	40	-	57

GAME 3

Florida State 79, Stetson 77 - Donald L. Tucker Center, Tallahassee, Fla.

TALLAHASSEE, Fla. -- Toney Douglas scored 20 of his game-high 26 points in the second half and Ryan Reid drew a charging call at the buzzer, preserving Florida State's 79-77 home-opening victory over Stetson. Douglas scored 14 of the Seminoles' final 20 points, capped by a pair of free throws with 1:02 remaining for a 79-75 lead. Stetson cut the lead to two points on A.J. Smith's driving layup with 43 seconds to play, and the Hatters got the ball back with nine seconds remaining after a Jordan DeMercy miss. Smith was driving for the tying basket when Reid stepped in to draw the charge as the horn sounded.

Stetson	Min	FG	3FG	FT	O-D	Reb	F	A	T	B	S	Pts.
Oliver	30	2-7	0-0	0-0	4-0	4	5	0	1	0	1	4
Lang	12	0-2	0-2	0-0	0-0	0	4	0	1	0	0	0
Smith	32	5-13	3-7	1-2	2-3	5	3	6	4	0	0	14
Blair	31	8-14	1-4	2-4	3-4	7	4	2	3	0	0	19
Thomas	32	6-14	4-7	0-1	0-1	1	1	1	0	0	1	16
Williams	10	1-3	1-2	0-0	0-1	1	0	0	1	0	0	3
Bowen	2	0-0	0-0	0-0	0-0	0	0	0	0	0	0	0
Dupition	9	0-0	0-0	0-0	1-2	3	1	0	1	1	2	0
Radford	5	1-1	0-0	0-0	1-1	2	1	0	0	0	0	2
Lohuis	15	1-3	1-3	2-3	0-2	2	1	0	2	0	0	5
Diaz	22	4-8	3-7	3-3	0-1	1	3	0	1	0	2	14
Team					2-3	5						
<b>Totals</b>	<b>200</b>	<b>28-65</b>	<b>13-32</b>	<b>8-13</b>	<b>13-18</b>	<b>31</b>	<b>23</b>	<b>9</b>	<b>14</b>	<b>1</b>	<b>6</b>	<b>77</b>

Fl. State	Min	FG	3FG	FT	O-D	Reb	F	A	T	B	S	Pts.
Singleton	31	3-8	0-2	4-4	3-7	10	2	0	2	2	0	10
Reid	26	4-10	0-0	8-9	4-5	9	4	1	3	2	2	16
Alabi	15	5-8	0-0	3-5	3-2	5	0	0	2	0	0	13
DeMercy	30	0-3	0-1	0-0	0-2	2	4	4	1	1	1	0
Douglas	34	9-16	0-2	8-10	2-2	4	3	2	2	0	2	26
Jordan	2	0-1	0-0	0-0	0-0	0	0	0	0	0	0	0
Gibson	7	0-1	0-0	1-2	1-0	1	2	0	2	0	0	1
Loucks	19	0-0	0-0	2-2	0-1	1	1	4	0	0	2	2
Dulkys	21	1-4	0-3	1-1	0-1	1	0	1	3	1	3	3
Echefu	15	3-5	1-2	1-1	0-5	5	1	0	4	0	0	8
Team					3-1	4						
<b>Totals</b>	<b>200</b>	<b>25-56</b>	<b>1-10</b>	<b>28-34</b>	<b>16-26</b>	<b>42</b>	<b>17</b>	<b>12</b>	<b>17</b>	<b>8</b>	<b>10</b>	<b>79</b>

FG% - Stetson, .431, Florida State, .446. 3FG% - Stetson, .406, Florida State, .100. FT% - Stetson, .615, Florida State, .824. Technical Fouls: Stetson -- None. Florida State -- None. Referees: Ed Corbett, Ray Perrone, Michael Stephens

Team	1st Half	2nd Half	OT	Total
Stetson	27	50	-	77
Florida State	43	36	-	79

GAME 2

Florida State 65, La Salle 61 - Tom Gola Arena, Philadelphia, Pa.

PHILADELPHIA, Pa. - Sophomore guard Jordan DeMercy scored the game's last four points in the final 27 seconds and Florida State defeated La Salle 65-61. Toney Douglas had 18 points and Ryan Reid 11 for Florida State, the first school from the Atlantic Coast Conference to visit La Salle's Tom Gola Arena. Yves Mekongo Mbala had 13 points and 11 rebounds and Jerrell Williams 10 points for the Explorers. La Salle took its biggest lead of the game, 43-34, with 10:55 left. But the Seminoles rallied behind Douglas and took their biggest lead of the second half, 55-52, with 4:12 remaining. Williams hit a free throw to tie the score at 61-all with one minute left. But DeMercy made an 18-footer with 27 seconds left and then converted two free throws with 11.4 to clinch the victory.

Fl. State	Min	FG	3FG	FT	O-D	Reb	F	A	T	B	S	Pts.
DeMercy	28	3-6	0-2	3-4	0-6	6	3	4	2	1	2	9
Singleton	22	2-6	0-1	2-4	2-2	4	4	1	4	1	1	6
Reid	26	4-7	0-0	3-5	2-2	4	5	1	3	1	0	11
Alabi	24	1-4	0-0	4-4	1-6	7	1	0	5	2	2	6
Douglas	39	5-14	4-7	4-5	1-2	3	2	3	1	0	2	18
Gibson	9	0-0	0-0	3-4	0-2	2	0	1	0	1	0	3
Loucks	15	0-2	0-1	0-0	0-0	0	2	1	2	0	0	0
Dulkys	23	2-5	2-4	0-0	0-1	1	0	1	1	2	1	6
Echefu	14	2-4	0-0	2-2	1-2	3	3	1	0	0	0	6
Team					1-3	4						
<b>Totals</b>	<b>200</b>	<b>19-48</b>	<b>6-15</b>	<b>21-28</b>	<b>8-26</b>	<b>34</b>	<b>20</b>	<b>13</b>	<b>18</b>	<b>8</b>	<b>8</b>	<b>65</b>

La Salle	Min	FG	3FG	FT	O-D	Reb	F	A	T	B	S	Pts.
Goodridge	26	3-7	0-0	1-2	3-5	8	4	1	0	2	3	7
Mekongo	35	4-10	1-5	4-4	3-8	11	2	2	3	0	1	13
Williams	23	3-6	1-3	3-4	2-3	5	4	1	6	0	2	10
Barrett	31	3-8	0-3	2-4	2-0	2	3	2	1	0	0	8
Green	39	3-15	0-4	0-1	0-3	3	2	7	3	0	2	6
Partin	6	1-2	0-0	0-0	0-0	0	1	0	0	0	0	2
Johnson	17	2-3	0-1	3-3	1-4	5	2	0	0	0	1	7
Guillandeaux	23	3-9	2-5	0-0	0-1	1	1	3	1	0	0	8
Team					1-0	1						
<b>Totals</b>	<b>200</b>	<b>22-60</b>	<b>4-21</b>	<b>13-18</b>	<b>12-24</b>	<b>36</b>	<b>19</b>	<b>16</b>	<b>14</b>	<b>2</b>	<b>9</b>	<b>61</b>

FG% - Florida State, .396, La Salle, .367. 3FG% - Florida State, .400, La Salle, .190. FT% - Florida State, .750, La Salle, .722. Technical Fouls: Florida State -- None. La Salle -- None. Referees: Joe Lindsay, Brian Dorsey, Reggie Greenwood

Team	1st Half	2nd Half	OT	Total
Florida State	19	46	-	65
La Salle	22	39	-	61

GAME 4

Florida State 82, Coastal Carolina 70 - Donald L. Tucker Center, Tallahassee, Fla.

TALLAHASSEE, Fla. -- Toney Douglas scored 30 points and grabbed six rebounds to lead Florida State past Coastal Carolina 82-70. Douglas, who scored 20 points in the first half, was 9 of 15 from the field and 6 of 9 from 3-point range. Florida State had its best outside shooting performance of the season, connecting on 11 of 23 shots from long range (47.8 percent) after shooting just 30 percent during its first three games. The Seminoles' full-court defensive pressure forced the Chanticleers into 22 turnovers. Florida State recorded nine steals in the first half and 15 for the game. Douglas and Chris Singleton had four steals apiece. Singleton also had 17 points. Reserve Mario Edwards lead Coastal Carolina with 18 points.

Coastal	Min	FG	3FG	FT	O-D	Reb	F	A	T	B	S	Pts.
Harris	25	4-8	0-0	1-3	4-7	11	5	2	2	1	0	9
Pack	13	0-0	0-0	0-0	1-0	1	3	0	2	1	0	0
Sisinni	31	3-11	2-5	2-3	1-1	2	3	3	4	0	0	10
Johnson	16	2-3	1-1	0-0	1-0	1	1	0	5	0	0	5
Moore	34	4-8	4-8	2-2	0-0	0	2	1	2	0	2	14
Steger	9	1-5	0-1	0-0	1-0	1	0	0	1	0	0	2
McLaurin	5	0-0	0-0	0-0	0-1	1	0	0	0	0	1	0
Brennan	3	1-1	0-0	0-0	1-0	1	2	0	1	0	0	2
Sexton	7	0-0	0-0	0-0	0-0	0	1	1	0	0	0	0
Edwards	35	5-15	4-7	4-4	1-7	8	2	4	5	0	0	18
Breeze	22											

# 2008-2009 BOX SCORES

## GAME 5

Florida State 67, Western Illinois 55 - Donald L. Tucker Center, Tallahassee, Fla.

TALLHASSEE, Fla. -- Uche Echefu and Solomon Alabi scored 12 points each as Florida State used its superior size advantage to turn back Western Illinois 67-55. Chris Singleton added 10 points as the Seminoles outscored the Leathernecks 26-10 in the paint and held a 34-23 rebounding advantage. Trailing 46-22, Western Illinois used a 20-4, second-half scoring run to climb back into the game. The Leathernecks cut the advantage to eight points three times but could get no closer. David DuBois led Western Illinois with 14 points and Ceola Clark added 12. The Seminoles built a 34-20 halftime lead behind a defense that limited the Leathernecks to five field goals on 19 attempts.

Western	Min	FG	3FG	FT	O-D	Reb	F	A	T	B	S	Pts.
Granstra	23	0-2	0-0	2-2	1-1	2	1	0	0	0	1	2
Tyler	32	1-3	0-0	4-4	0-5	5	3	1	1	0	0	6
Nurse	28	2-9	2-9	2-2	1-1	2	5	1	1	0	1	8
Rivers	23	2-7	1-5	0-0	0-2	2	1	2	5	0	2	5
DuBois	39	5-11	0-2	4-5	2-3	5	4	1	2	0	2	14
Williams	12	1-2	0-1	4-4	1-0	1	3	2	0	0	0	6
Clark	29	4-6	3-5	1-2	0-2	2	1	1	2	0	2	12
Kirby	9	0-3	0-0	2-2	1-2	3	1	0	0	0	0	2
Jones	5	0-1	0-0	0-0	0-0	0	0	0	0	0	0	0
Team					0-1	1						
<b>Totals</b>	<b>200</b>	<b>15-44</b>	<b>6-22</b>	<b>19-21</b>	<b>6-17</b>	<b>23</b>	<b>19</b>	<b>8</b>	<b>13</b>	<b>0</b>	<b>8</b>	<b>55</b>

Fl. State	Min	FG	3FG	FT	O-D	Reb	F	A	T	B	S	Pts.
Singleton	26	4-7	0-1	2-2	3-6	9	5	2	1	0	0	10
Reid	18	3-3	0-0	2-2	1-1	2	2	0	1	1	0	8
Alabi	24	5-8	0-0	2-2	1-3	4	1	2	1	0	0	12
DeMercy	25	1-4	0-2	2-2	0-4	4	0	3	3	0	1	4
Douglas	28	3-7	0-0	1-2	1-0	1	2	1	2	0	2	7
Jordan	12	1-3	1-1	0-0	0-2	2	3	0	1	0	0	3
Gibson	11	1-5	0-1	1-1	0-4	4	2	0	0	0	0	3
Loucks	21	2-4	1-3	0-0	0-2	2	2	1	2	0	0	5
Dulkys	11	1-5	1-3	0-1	1-0	1	2	0	0	0	0	3
Hoff	5	0-0	0-0	0-0	1-0	1	0	0	0	1	0	0
Echefu	19	1-4	1-1	9-10	1-2	3	1	3	1	0	0	12
Team					0-1	1						
<b>Totals</b>	<b>200</b>	<b>22-50</b>	<b>4-12</b>	<b>19-22</b>	<b>9-25</b>	<b>34</b>	<b>20</b>	<b>12</b>	<b>12</b>	<b>2</b>	<b>3</b>	<b>67</b>

FG% - Western Illinois, .341, Florida State, .440. 3FG% - Western Illinois, .273, Florida State, .333. FT% - Western Illinois, .905, Florida State, .864. Technical Fouls: Western Illinois -- None. Florida State -- None. Referees: Mike Stuart, Mike Nance, Reggie Greenwood

Team	1st Half	2nd Half	OT	Total
Western Illinois	20	35	-	55
Florida State	34	33	-	67

## GAME 6

Florida State 58, Cincinnati 47 - Thomas & Mack Center, Las Vegas, Nev.

LAS VEGAS, Nev. -- Ryan Reid had 14 points and six rebounds to lead Florida State to a 58-47 victory against Cincinnati at the Global Sports Classic. Chris Singleton was the only other Florida State player to reach double figures with 10 points. Toney Douglas added eight points and 11 rebounds for the Seminoles, and Uche Echefu had nine points. Cincinnati received a game-high 16 points from Deonta Vaughn and 11 from Mike Williams. Florida State opened the second half with a 15-5 run to take a 42-28 advantage with 14:28 to play. The rally was capped by a 3-pointer from Devidas Dulkys. Cincinnati stormed back to cut the deficit to 46-39 with five minutes left, but Reid scored the next four points to build the lead back to double digits. Echefu's 3-pointer on Florida State's next possession extended the advantage to 53-39 with 3:01 to play.

Fl. State	Min	FG	3FG	FT	O-D	Reb	F	A	T	B	S	Pts.
DeMercy	16	0-2	0-0	0-0	0-0	0	2	2	2	0	0	0
Singleton	31	2-6	1-2	5-10	4-1	5	2	0	3	1	0	10
Reid	32	4-11	0-0	6-8	3-3	6	1	0	1	1	0	14
Alabi	20	3-5	0-0	0-0	1-5	6	1	1	1	2	0	6
Douglas	36	3-10	0-3	2-2	2-9	11	2	3	5	1	1	8
Jordan	1	0-0	0-0	0-0	0-0	0	0	0	0	0	0	0
Gibson	6	2-3	0-0	0-0	2-0	2	1	0	0	1	1	4
Loucks	28	2-5	0-2	0-1	0-2	2	5	1	2	0	2	4
Dulkys	9	1-4	1-3	0-0	0-1	1	1	0	1	0	0	3
Echefu	21	2-4	2-2	3-4	2-2	4	3	0	3	0	1	9
Team					1-3	4						
<b>Totals</b>	<b>200</b>	<b>19-50</b>	<b>4-12</b>	<b>16-25</b>	<b>15-26</b>	<b>41</b>	<b>18</b>	<b>7</b>	<b>18</b>	<b>6</b>	<b>5</b>	<b>58</b>

Cincinnati	Min	FG	3FG	FT	O-D	Reb	F	A	T	B	S	Pts.
Williams	25	4-5	0-0	3-4	4-7	11	4	3	2	0	0	11
Bishop	15	0-2	0-1	0-0	0-1	1	1	2	1	0	0	0
Gates	19	1-2	0-0	1-2	2-2	4	4	0	0	0	1	3
Vaughn	37	5-18	3-10	3-3	1-3	4	4	2	6	0	2	16
Davis	31	4-8	0-3	0-0	0-1	1	1	0	2	0	2	8
Dixon	13	1-2	0-1	1-2	2-0	2	0	0	3	0	0	3
Wilks	8	0-0	0-0	0-0	0-0	0	4	0	0	0	2	0
Mitchell	24	3-11	0-4	3-2	5	2	0	2	0	0	6	
McClain	5	0-1	0-0	0-2	1-0	1	1	0	2	0	1	0
Toyloy	23	0-5	0-0	0-0	0-1	1	2	1	1	1	0	0
Team					3-5	8						
<b>Totals</b>	<b>200</b>	<b>18-54</b>	<b>3-19</b>	<b>8-17</b>	<b>16-22</b>	<b>38</b>	<b>23</b>	<b>8</b>	<b>19</b>	<b>1</b>	<b>8</b>	<b>47</b>

FG% - Florida State, .380, Cincinnati, .333. 3FG% - Florida State, .333, Cincinnati, .158. FT% - Florida State, .640, Cincinnati, .471. Technical Fouls: Florida State -- None. Cincinnati -- None. Referees: Tom Eads, Mike Stuart, John Higgins

Team	1st Half	2nd Half	OT	Total
Florida State	27	31	-	58
Cincinnati	23	24	-	47

## GAME 7

Florida State 80, California 77 - Thomas & Mack Center, Las Vegas, Nev.

LAS VEGAS, Nev. -- Toney Douglas had a game-high 28 points and Uche Echefu added 17 points to lead Florida State to an 80-77 victory against California in the championship game of the Global Sports Classic. Florida State closed the first half on an 11-0 run and scored the first five points of the second half for a 37-23 advantage. Douglas had 10 points in the outburst, including a pair of 3-pointers. After trailing by double digits for most of the second half, California rallied in the closing minutes to cut the deficit to two points with eight seconds to play. Cal's Jerome Randle had 15 points in the final two minutes as the Golden Bears extended the game. The teams combined for 41 points in the final two minutes. Chris Singleton added nine points and 10 rebounds for Florida State, while Luke Loucks and Ryan Reid had seven. Randle led Cal with 26 points, Patrick Christopher had 17 points and Theo Robertson added 16.

Fl. State	Min	FG	3FG	FT	O-D	Reb	F	A	T	B	S	Pts.
DeMercy	23	0-1	0-0	1-2	0-1	1	2	0	2	0	0	1
Singleton	32	2-3	0-1	5-5	1-9	10	5	2	2	0	1	9
Reid	27	3-7	0-0	1-2	1-4	5	2	0	3	0	0	7
Alabi	15	2-7	0-1	0-0	1-3	4	1	1	3	1	0	4
Douglas	38	7-16	4-10	10-11	0-3	3	5	1	2	1	1	28
Jordan	1	0-0	0-0	1-2	0-1	1	2	0	0	0	0	1
Gibson	8	1-2	0-0	1-2	0-2	2	1	0	0	1	0	3
Loucks	24	2-2	1-1	2-2	0-3	3	3	2	0	4	7	
Dulkys	10	1-4	0-2	1-2	1-1	2	2	2	2	0	0	3
Echefu	22	5-6	2-2	5-6	1-3	4	1	1	2	1	0	17
Team					0-1	1						
<b>Totals</b>	<b>200</b>	<b>23-48</b>	<b>7-17</b>	<b>27-34</b>	<b>5-31</b>	<b>36</b>	<b>26</b>	<b>10</b>	<b>18</b>	<b>4</b>	<b>6</b>	<b>80</b>

Cal	Min	FG	3FG	FT	O-D	Reb	F	A	T	B	S	Pts.
Boykin	18	2-6	0-0	0-0	4-3	7	4	0	0	0	0	4
Robertson	30	6-10	3-6	1-2	0-1	1	3	1	2	0	1	16
Wilkes	25	2-7	0-0	1-2	0-4	4	2	2	0	0	0	5
Randle	35	4-12	2-6	16-18	1-2	3	4	1	2	0	3	26
Christopher	33	7-17	0-4	3-3	0-1	1	5	0	2	0	1	17
Robinson	1	0-0	0-0	0-0	0-0	0	1	0	0	0	0	0
Seeley	6	0-0	0-0	2-2	1-0	1	2	0	2	0	0	2
Gutierrez	23	2-7	1-3	0-3	2-3	5	2	4	2	0	1	5
Knezevic	2	0-0	0-0	0-0	0-1	1	0	0	0	0	1	0
Zhang	5	0-0	0-0	0-0	0-1	1	1	0	2	1	0	0
Amoke	8	0-0	0-0	2-2	0-0	0	2	1	1	0	1	2
Kamp	14	0-0	0-0	0-0	0-0	0	1	0	0	0	0	0
Team					3-7	10						
<b>Totals</b>	<b>200</b>	<b>23-59</b>	<b>6-19</b>	<b>25-32</b>	<b>11-23</b>	<b>34</b>	<b>27</b>	<b>9</b>	<b>14</b>	<b>1</b>	<b>8</b>	<b>77</b>

FG% - Florida State, .479, Cal, .390. 3FG% - Florida State, .412, Cal, .316. FT% - Florida State, .794, Cal, .781. Technical Fouls: Florida State -- None. Cal -- None. Referees: David Hall, Scott Thornley, Mike Stuart

Team	1st Half	2nd Half	OT	Total
Florida State	32	48	-	80
Cal	23	54	-	77

## GAME 8

Northwestern 73, Florida State 59 - Welsh-Ryan Arena, Evanston, Ill.

EVANSTON, Ill. -- Craig Moore scored 20 points to lead Northwestern to a 73-59 win over Florida State in the ACC/Big Ten Challenge. Kevin Coble added 15 points, 8 rebounds and 7 assists for Northwestern who dealt Florida State its first loss of the season. Ivan Peljusic added 10 points for the Wildcats. Northwestern trailed 36-33 at halftime, but used a 20-2 run in the second half to take the lead. Peljusic scored eight straight points during the span. Toney Douglas scored 21 points to lead the Seminoles and Uche Echefu added 14.

Fl. State	Min	FG	3FG	FT	O-D	Reb	F	A	T	B	S	Pts.
DeMercy	23	3-8	0-4	0-1	1-0	1	4	3	2	1	0	6
Singleton	22	2-6	1-2	0-0	2-4	6	5	0	0	0	2	5
Reid	24	1-3	0-0	0-2	0-1	1	0	2	1	1	2	2
Alabi	13	3-4	0-0	0-0	3-0	3	4	0	1	4	0	6
Douglas	40	7-16	3-8	4-5	0-6	6	2	2	7	1	3	21
Gibson	5	0-0	0-0	0-0	0-1	1	2	0	2	0	0	0
Hoff	8	0-1	0-1	0-0	0-1	1	0	1	0	0	0	0
Loucks	25	1-5	0-2	0-0	0-1	1	3	3	6			

**2008-2009 BOX SCORES**

**GAME 9**

**Florida State 57, Florida 55 - Donald L. Tucker Center, Tallahassee, Fla.**

TALLAHASSEE, Fla. -- Florida State shot 31.4 percent and its leading scorer had one field goal. Somehow the Seminoles found a way to beat intrastate rival Florida for the third straight year. Ryan Reid scored four of his 13 points in the final 1:20 to lead the Seminoles to the 57-55 victory over the Gators (No. 21 ESPN/USA Today, No. 23 AP). Florida's Dan Werner missed a 3-point shot at the buzzer and the Seminoles celebrated at home. Jordan DeMercy had a career-high 12 points and 7-foot-1 Solomon Alabi added 11 for the Seminoles. Werner added 10 points for Florida, which shot 39.2 percent. The Gators, who trailed for much of the game, went on a 19-4 run midway through the second half to open a 49-43 lead. Alex Tyus' basket midway through the second half completed a 10-0 spurt that gave Florida its first lead, 40-39, since the opening minutes. Then it was back and forth until Florida State got the lead for good at 52-51 on Reid's two free throws with 1:20 left. Florida State shot 27.6 percent in the first half but still led 26-25 at halftime. The Seminoles built a 22-13 lead with 6:10 left in the half on a 3-pointer by Luke Loucks.

Florida	Min	FG	3FG	FT	O-D	Reb	F	A	T	B	S	Pts.
Werner	33	3-7	2-5	2-2	2-4	6	4	0	2	2	1	10
Tyus	29	2-6	0-0	0-0	0-8	8	3	1	3	1	0	4
Walker	28	1-6	0-3	0-0	0-1	1	0	0	1	0	0	2
Hodge	26	2-5	1-1	2-2	0-0	0	1	1	0	0	0	7
Calathes	35	5-12	1-6	5-8	0-4	4	3	6	6	1	1	16
Shipman	14	2-3	0-0	2-5	3-2	5	1	0	1	0	0	6
Chaney	6	1-1	0-0	0-0	0-0	0	2	0	2	0	1	2
Parsons	20	4-7	0-3	0-0	3-1	4	3	0	1	1	0	8
Kadji	9	0-4	0-0	0-0	1-1	2	3	0	0	1	1	0
Team						1-1						
<b>Totals</b>	<b>200</b>	<b>20-51</b>	<b>4-18</b>	<b>11-17</b>	<b>10-22</b>	<b>32</b>	<b>20</b>	<b>8</b>	<b>16</b>	<b>6</b>	<b>4</b>	<b>55</b>

Fl. State	Min	FG	3FG	FT	O-D	Reb	F	A	T	B	S	Pts.
Singleton	31	2-9	2-6	2-2	3-7	10	2	0	4	1	1	8
Reid	26	3-9	0-0	7-8	3-2	5	3	0	3	0	3	13
Alabi	34	3-5	0-0	5-6	3-5	8	2	0	1	1	2	11
DeMercy	30	4-6	2-4	2-6	1-3	4	1	2	2	1	0	12
Douglas	40	1-9	0-5	0-0	0-2	2	2	5	3	1	2	2
Gibson	2	0-2	0-0	1-2	0-0	0	0	0	0	0	0	1
Loucks	13	1-3	1-2	0-0	1-1	2	2	1	0	0	0	3
Dulkys	6	1-2	1-2	0-0	1-0	1	2	0	0	0	0	3
Echefu	18	1-6	0-2	2-2	2-2	4	2	1	1	0	0	4
Team						0-0						
<b>Totals</b>	<b>200</b>	<b>16-51</b>	<b>6-21</b>	<b>19-26</b>	<b>14-22</b>	<b>36</b>	<b>16</b>	<b>9</b>	<b>15</b>	<b>4</b>	<b>8</b>	<b>57</b>

FG% - Florida, .392, Florida State, .314. 3FG% - Florida, .222, Florida State, .286. FT% - Florida, .647, Florida State, .731. Technical Fouls: Florida -- None. Florida State -- None. Referees: Karl Hess, Mike Pitts, Patrick Adams

Team	1st Half	2nd Half	OT	Total
Florida	25	30	-	55
Florida State	26	31	-	57

**GAME 11**

**Florida State 69, Tennessee Tech 59 - Donald L. Tucker Center, Tallahassee, Fla.**

TALLAHASSEE, Fla. -- Toney Douglas scored 28 points and Ryan Reid's three-point play broke open a tie game as Florida State held off Tennessee Tech 69-59. Reid's three-point play with 3:59 left broke a 55-55 deadlock as the Seminoles closed the game with a 14-5 run to improve to 10-1, equaling the best start in school history. The Golden Eagles overcame a six-minute scoreless stretch and a 53-44 deficit in the second half. Consecutive 3-pointers by Kevin Murphy and Daniel Northern's putback basket keyed an 11-2 run. DJ Lindsay's runner down the lane with 4:25 remaining tied the score. Douglas was the lone double-figure scorer for the Seminoles. Northern led the Golden Eagles with 14 points and 15 rebounds, while Will Barnes and Murphy added 13 each.

T. Tech	Min	FG	3FG	FT	O-D	Reb	F	A	T	B	S	Pts.
Murphy	23	4-12	4-7	1-2	0-1	1	2	0	2	0	0	13
Northern	30	6-13	0-0	2-3	7-8	15	2	0	1	0	2	14
Bryant	11	0-3	0-0	0-0	2-0	2	1	1	4	0	2	0
Barnes	28	4-11	2-5	3-4	1-1	2	3	1	5	1	0	13
Bailey	18	0-1	0-0	1-2	0-1	1	2	0	3	0	0	1
Muhammad	17	0-0	0-0	0-0	0-2	2	3	1	0	0	0	0
Hunley	3	0-0	0-0	0-0	0-0	0	0	0	0	0	0	0
Davis	13	3-6	2-3	0-0	0-0	0	1	1	0	0	1	8
Lindsay	24	2-6	0-0	1-3	0-0	0	3	3	5	0	1	5
Davis	15	2-5	0-3	0-1	0-2	2	3	0	1	0	1	4
Inameti	10	0-0	0-0	1-2	1-0	1	1	0	1	0	4	1
Jones	8	0-3	0-1	0-0	2-2	4	1	0	0	0	0	0
Team						1-3						
<b>Totals</b>	<b>200</b>	<b>21-60</b>	<b>8-19</b>	<b>9-17</b>	<b>14-20</b>	<b>34</b>	<b>22</b>	<b>7</b>	<b>22</b>	<b>1</b>	<b>11</b>	<b>59</b>

Fl. State	Min	FG	3FG	FT	O-D	Reb	F	A	T	B	S	Pts.
Singleton	27	3-6	3-4	0-0	0-2	2	2	1	3	2	2	9
Reid	20	3-6	0-0	1-1	0-4	4	3	2	1	1	0	7
Alabi	19	2-3	0-0	1-2	1-5	6	1	0	1	0	2	5
DeMercy	18	0-3	0-1	1-2	1-1	2	1	1	5	0	2	1
Douglas	37	8-16	3-8	9-11	0-4	4	1	3	5	0	2	28
Gibson	10	1-2	0-0	0-0	2-4	6	1	1	2	2	0	2
Loucks	23	0-1	0-0	1-2	0-2	2	3	2	3	0	2	1
Kitchen	26	3-5	1-2	0-0	0-3	3	0	4	1	0	0	7
Echefu	20	4-9	0-1	1-2	3-2	5	4	0	3	0	0	9
Team						2-4						
<b>Totals</b>	<b>200</b>	<b>24-51</b>	<b>7-16</b>	<b>14-20</b>	<b>9-31</b>	<b>40</b>	<b>16</b>	<b>14</b>	<b>24</b>	<b>5</b>	<b>10</b>	<b>69</b>

FG% - Tennessee Tech, .350, Florida State, .471. 3FG% - Tennessee Tech, .438, Florida State, .421. FT% - Tennessee Tech, .529, Florida State, .700. Technical Fouls: Tennessee Tech -- None. Florida State -- None. Referees: Jamie Luckie, Freddie Williams, Michael Stephens

Team	1st Half	2nd Half	OT	Total
Tennessee Tech	31	28	-	59
Florida State	32	37	-	69

**GAME 10**

**Florida State 62, Georgia State 57 - Georgia State Sports Arena, Atlanta, Ga.**

ATLANTA, Ga. -- Toney Douglas scored 23 points and Florida State withstood a furious Georgia State comeback, holding on for a 62-57 win. Florida State led by 19 points midway through the second half, only to lose the momentum and allow Georgia State to fight its way back into the game. Georgia State's Leonard Mendez missed a 3-pointer with five seconds left that would have tied the game at 60. The rebound was grabbed in traffic by the Seminoles' Derwin Kitchen, who was playing his first game since becoming eligible. Kitchen, a transfer from Iowa Western Community College, then hit two free throws to seal the victory. The win gave Florida State its best start since 2003-04, when the Seminoles began the season 10-0. Georgia State was led by Trae Goldston, who scored a career-high 24 points and made four 3-pointers.

Fl. State	Min	FG	3FG	FT	O-D	Reb	F	A	T	B	S	Pts.
DeMercy	30	3-3	1-1	0-0	1-6	7	1	4	2	0	2	7
Singleton	31	4-5	2-2	1-4	3-0	3	2	1	4	1	0	11
Reid	27	4-6	0-0	0-2	2-2	4	2	2	3	1	0	8
Alabi	25	1-5	0-0	0-0	2-5	7	1	0	3	4	0	2
Douglas	37	7-13	3-5	6-7	0-4	4	3	3	1	0	0	23
Gibson	7	1-2	0-0	0-0	0-2	2	2	0	0	0	0	2
Loucks	19	1-2	1-2	2-2	0-1	1	1	3	1	0	1	5
Hoff	2	0-0	0-0	0-0	0-0	0	0	0	0	0	0	0
Kitchen	6	0-1	0-1	2-2	0-1	1	0	0	0	0	0	2
Echefu	16	0-1	0-0	2-2	1-1	2	2	0	1	1	0	2
Team						1-0						
<b>Totals</b>	<b>200</b>	<b>21-38</b>	<b>7-11</b>	<b>13-19</b>	<b>10-22</b>	<b>32</b>	<b>14</b>	<b>13</b>	<b>15</b>	<b>7</b>	<b>3</b>	<b>62</b>

Ga. State	Min	FG	3FG	FT	O-D	Reb	F	A	T	B	S	Pts.
Hampton	35	4-7	1-1	1-3	2-3	5	2	0	0	1	0	10
Hansbro	9	0-3	0-2	0-0	0-1	1	1	1	0	0	0	0
Krubally	20	1-1	0-0	0-0	1-1	2	4	0	1	1	0	2
Dukes	35	5-20	2-6	0-0	2-1	3	0	2	4	0	2	12
Goldston	35	7-13	4-8	6-6	0-0	0	4	1	1	0	0	24
Fields	9	1-2	0-0	0-0	0-0	0	1	0	0	0	0	2
Chase	34	2-2	0-0	2-4	2-1	3	3	1	0	1	1	6
Mendez	9	0-3	0-2	0-0	0-2	2	0	2	1	0	0	0
Lott	1	0-0	0-0	0-0	0-0	0	0	0	0	0	0	0
Rimmer	13	0-2	0-1	1-2	1-0	1	2	1	0	0	0	1
Team						5-1						
<b>Totals</b>	<b>200</b>	<b>20-53</b>	<b>7-20</b>	<b>10-15</b>	<b>13-10</b>	<b>23</b>	<b>17</b>	<b>8</b>	<b>8</b>	<b>3</b>	<b>3</b>	<b>57</b>

FG% - Florida State, .553, Georgia State, .377. 3FG% - Florida State, .636, Georgia State, .350. FT% - Florida State, .684, Georgia State, .684. Technical Fouls: Florida State -- None. Georgia State -- None. Referees: Roger Ayers, Raymond Styns, William Humes

Team	1st Half	2nd Half	OT	Total
Florida State	30	32	-	62
Georgia State	25	32	-	57

**GAME 12**

**Florida State 71, Charleston Southern 48 - Donald L. Tucker Center, Tallahassee, Fla.**

TALLAHASSEE, Fla. -- Solomon Alabi scored 16 points, grabbed 14 rebounds and blocked six shots - all career highs - as Florida State routed Charleston Southern 71-48. The Seminoles outscored the Buccaneers 46-16 in the paint behind the dominant play of the 7-foot-1 Alabi and 6-11 fellow freshman Xavier Gibson, who finished with a career-high 11 points. Jamarco Warren led Charleston Southern with a game-high 21 points, but the Buccaneers managed just seven second-half field goals. On the heels of its most lopsided victory of the season, Florida State has equaled its best 12-game start in program history heading into its next home game against No. 3 Pittsburgh. Florida State led 36-26 at halftime and quickly extended its lead by attacking the basket. The Seminoles opened the second half with an 11-3 run to seize control.

Char. Sou.	Min	FG	3FG	FT	O-D	Reb	F	A	T	B	S	Pts.
Martin	34	3-10	0-0	1-4	4-6	10	2	0	3	1	0	7
Carter	18	1-9	0-2	0-2	2-3	5	0	0	1	0	0	2
Blackmon	27	0-3	0-1	0-0	3-2	5	4	0	2	0	1	0
Warren	38	7-14	5-9	2-3	0-3	3	3	3	3	0	1	21
Bailey	18	0-3	0-1	0-0	0-1	1	1	1	1	2	0	0
Knight	19	1-5	0-0	0-0	0-0	0	3	3	2	0	3	2
Goods	6	0-1	0-0	0-0	0-1	1	0	1	0	0	0	0
Johnson	6	1-2	0-1	1-2	0-0	0	3	1	0	0	0	3
Lamb	21	3-5										

# 2008-2009 BOX SCORES

## GAME 13

**Pittsburgh 56, Florida State 48 - Donald L. Tucker Center, Tallahassee, Fla.**  
 TALLAHASSEE, Fla. -- Sam Young scored 21 points, including two critical baskets in the final 1:51, as No. 3 Pittsburgh overcame a 33 percent shooting to remain undefeated with a 56-48 victory over Florida State. Young's tip-in broke a 48-48 tie and he followed with a jump shot with a minute left before Jermaine Dixon closed it out with two layups for the Panthers who nearly wasted a 17-0 run that gave them a 43-34 lead with 8:53 left. Florida State caught up one more time and tied it at 48 on Uche Echefu's jumper with 2:23 left. Toney Douglas scored 20 points to lead the Seminoles. Dixon finished with 11 points and DeJuan Blair added 10 points and 12 rebounds, helping Pitt to a 42-36 advantage on the boards. Florida State took its first lead two minutes into the second half on Ryan Reid's 10-foot jumper in the lane and built its advantage to 34-26.

Pitt	Min	FG	3FG	FT	O-D	Reb	F	A	T	B	S	Pts.
Biggs	31	2-5	1-1	0-0	4-5	9	2	0	3	1	0	5
Young	34	7-16	1-5	6-8	4-3	7	3	1	3	1	1	21
Blair	24	5-11	0-0	0-0	5-7	12	4	0	2	0	5	10
Fields	37	1-10	1-5	0-0	0-3	3	0	4	1	0	2	3
Dixon	24	4-8	2-5	1-3	1-2	3	1	1	3	1	1	11
Brown	15	1-2	0-1	0-0	0-1	1	3	1	0	0	2	2
Gibbs	8	1-6	1-2	0-0	0-0	0	2	0	0	0	0	3
Tiesi	1	0-0	0-0	0-0	0-0	0	0	0	0	0	0	0
Wanamaker	12	0-5	0-2	1-2	1-4	5	3	2	3	1	0	1
Robinson	2	0-0	0-0	0-0	0-0	0	1	0	0	0	0	0
McGhee	6	0-0	0-0	0-0	0-0	0	0	0	0	0	0	0
Team					2-0	2						
<b>Totals</b>	<b>200</b>	<b>21-63</b>	<b>6-21</b>	<b>8-13</b>	<b>17-25</b>	<b>42</b>	<b>19</b>	<b>9</b>	<b>16</b>	<b>4</b>	<b>11</b>	<b>56</b>

Fl. State	Min	FG	3FG	FT	O-D	Reb	F	A	T	B	S	Pts.
Singleton	30	1-9	1-4	3-4	2-2	4	4	0	0	3	0	6
Reid	28	1-5	0-0	1-2	2-2	4	4	0	4	1	0	3
Alabi	18	1-3	0-0	0-0	1-1	2	1	0	1	1	0	2
DeMercy	32	1-5	0-1	2-2	1-7	8	1	3	3	0	3	4
Douglas	38	6-15	3-10	5-6	0-5	5	2	0	6	1	2	20
Loucks	13	0-0	0-0	1-2	0-1	1	0	1	2	0	1	1
Kitchen	20	2-4	0-1	3-4	1-1	2	2	2	2	0	0	7
Echefu	21	2-6	0-2	1-2	1-5	6	1	0	0	1	0	5
Team					2-2	4						
<b>Totals</b>	<b>200</b>	<b>14-47</b>	<b>4-18</b>	<b>16-22</b>	<b>10-26</b>	<b>36</b>	<b>15</b>	<b>6</b>	<b>18</b>	<b>7</b>	<b>6</b>	<b>48</b>

FG% - Pittsburgh, .333, Florida State, .298. 3FG% - Pittsburgh, .286, Florida State, .272. FT% - Pittsburgh, .615, Florida State, .727. Technical Fouls: Pittsburgh -- None. Florida State -- None. Referees: Karl Hess, Less Jones, Jim Burr

Team	1st Half	2nd Half	OT	Total
Pittsburgh	26	30	-	56
Florida State	24	24	-	48

## GAME 14

**Florida State 82, Western Kentucky 69 - BankAtlantic Center, Sunrise, Fla.**  
 SUNRISE, Fla. -- Senior Toney Douglas scored 27 points and freshman Chris Singleton scored a season-high 18 points to help the Seminoles beat Western Kentucky 82-69 in the Orange Bowl Classic. Florida State trailed by five points in the second half before breaking the game open with a 20-3 run. The Seminoles remained unbeaten in their seven meetings against Western Kentucky. The win marked the earliest the Seminoles have ever reached a dozen victories. The Hilltoppers have never beaten Florida State in seven tries. As the game slipped away, coach Ken McDonald received two technical fouls and was ejected with 4:29 left.

Fl. State	Min	FG	3FG	FT	O-D	Reb	F	A	T	B	S	Pts.
DeMercy	19	0-2	0-1	0-0	2-4	6	1	4	1	0	1	0
Reid	28	5-7	0-0	1-2	1-2	3	4	0	1	2	4	11
Alabi	11	1-2	0-0	0-0	1-0	1	0	0	0	0	0	2
Loucks	27	1-3	1-2	0-0	0-2	2	4	5	2	0	0	3
Douglas	35	8-16	3-7	8-11	1-4	5	2	5	0	2	2	27
Dulkys	13	2-6	2-6	2-2	0-1	1	1	0	2	0	0	8
Kitchen	24	4-6	1-2	2-2	2-3	5	2	1	1	0	1	11
Singleton	29	6-13	3-5	3-4	4-2	6	0	3	2	3	2	18
Echefu	14	1-6	0-2	0-0	1-1	2	0	1	0	0	1	2
Team					3-1	4						
<b>Totals</b>	<b>200</b>	<b>28-61</b>	<b>10-25</b>	<b>16-21</b>	<b>15-20</b>	<b>35</b>	<b>14</b>	<b>19</b>	<b>9</b>	<b>7</b>	<b>11</b>	<b>82</b>

W. Kent.	Min	FG	3FG	FT	O-D	Reb	F	A	T	B	S	Pts.
Kerusch	30	2-10	1-4	3-4	3-4	7	3	0	4	0	1	8
Pettigrew	31	2-8	1-4	4-6	1-4	5	2	0	0	1	1	9
Evans	27	3-7	0-0	0-0	3-1	4	1	0	1	2	0	6
Slaughter	38	5-16	2-10	2-3	1-1	2	1	2	4	0	0	14
Mendez	36	9-12	7-9	0-0	4-3	7	3	3	2	1	3	25
Sally	19	1-3	1-1	2-2	2-2	4	2	1	2	0	1	5
Cvoro	4	0-0	0-0	0-0	0-0	0	1	0	2	0	0	0
Walker	7	0-0	0-0	0-0	0-2	2	0	0	0	0	0	0
Magley	8	1-2	0-0	0-0	1-2	3	2	0	0	0	0	2
Team					1-3	4						
<b>Totals</b>	<b>200</b>	<b>23-58</b>	<b>12-28</b>	<b>11-15</b>	<b>16-22</b>	<b>38</b>	<b>15</b>	<b>6</b>	<b>16</b>	<b>4</b>	<b>6</b>	<b>69</b>

FG% - Florida State, .459, Western Kentucky, .397. 3FG% - Florida State, .400, Western Kentucky, .429. FT% - Florida State, .762, Western Kentucky, .733. Technical Fouls: Florida State -- None. Western Kentucky -- 2 (Head Coach Ken McDonald - ejected). Referees: Tony Greene, Mike Nance, Doug Simmons

Team	1st Half	2nd Half	OT	Total
Florida State	37	45	-	82
Western Kentucky	34	35	-	69

## GAME 15

**Florida State 69, Texas A&M Corpus Christi 48 - Donald L. Tucker Center, Tallahassee, Fla.**  
 TALLAHASSEE, Fla. -- Toney Douglas scored 17 points and Derwin Kitchen added 13 as Florida State beat Texas A&M-Corpus Christi 69-48. The Seminoles closed the game by outscoring the Islanders 29-14 over the final 11 minutes. Florida State opened the door for the comeback by missing 13 of its first 15 shots in the second, but the Seminoles were 12 of 18 from the floor in their decisive run. The game-clinching run came after the Islanders cut a 12-point halftime deficit to 40-34 on Kevin Palmer's jumper with 11:15 remaining. Palmer led all scorers with 21 points. Demond Watt added 10 points for the Islanders. The Islanders had 21 turnovers. The Seminoles converted those miscues into 21 points, including a 20-4 advantage in fast break points.

TAMCC	Min	FG	3FG	FT	O-D	Reb	F	A	T	B	S	Pts.
Bond	22	1-3	0-1	0-0	2-2	4	1	0	2	0	0	2
Watt	33	3-9	0-0	4-6	4-5	9	1	1	0	1	1	10
Reynolds	15	0-2	0-0	0-0	2-1	3	3	0	2	0	0	0
Drake	20	0-4	0-3	0-0	1-4	5	1	3	5	0	1	0
Palmer	30	10-19	0-2	1-4	1-2	3	3	0	3	0	4	21
Nelson	9	1-3	0-1	0-0	0-0	0	3	0	1	0	0	2
Green	18	2-9	0-1	0-4	1-2	3	0	1	2	0	0	4
Toncinic	27	3-6	1-2	0-0	0-5	5	2	2	1	0	1	7
Hammonds	5	0-1	0-0	0-0	0-0	0	1	0	1	0	0	0
Coombs	21	0-2	0-2	2-2	0-2	2	0	3	4	0	2	2
Team					4-1	5						
<b>Totals</b>	<b>200</b>	<b>20-58</b>	<b>1-12</b>	<b>7-16</b>	<b>15-24</b>	<b>39</b>	<b>15</b>	<b>10</b>	<b>21</b>	<b>1</b>	<b>9</b>	<b>48</b>

Fl. State	Min	FG	3FG	FT	O-D	Reb	F	A	T	B	S	Pts.
Singleton	25	3-8	0-5	1-6	4-4	8	3	1	2	2	5	7
Reid	22	1-5	0-0	1-2	1-2	3	4	2	3	1	0	3
Alabi	24	3-9	0-0	0-0	1-5	6	1	1	1	5	0	6
Demercy	24	0-2	0-1	0-0	2-3	5	2	3	0	0	0	0
Douglas	29	8-14	1-4	0-0	1-2	3	1	1	0	1	3	17
Gibson	15	2-3	0-0	1-3	1-4	5	2	1	0	1	0	5
Loucks	20	4-6	1-2	0-0	0-1	1	1	3	3	0	3	9
Dulkys	14	2-5	2-5	0-0	0-3	3	3	1	1	0	1	6
Hoff	2	1-1	1-1	0-0	0-0	0	0	0	0	0	0	3
Kitchen	24	6-8	0-0	1-3	2-4	6	0	3	3	0	1	13
Vanderwerff	1	0-1	0-0	0-0	0-0	0	0	0	0	0	0	0
Team					1-1	2						
<b>Totals</b>	<b>200</b>	<b>30-62</b>	<b>5-18</b>	<b>4-14</b>	<b>13-29</b>	<b>42</b>	<b>17</b>	<b>16</b>	<b>16</b>	<b>10</b>	<b>13</b>	<b>69</b>

FG% - Texas A&M Corpus Christi, .345, Florida State, .484. 3FG% - Texas A&M Corpus Christi, .083, Florida State, .278. FT% - Texas A&M Corpus Christi, .438, Florida State, .286. Technical Fouls: Texas A&M Corpus Christi -- None. Florida State -- None. Referees: Gary Maxwell, Tim Kelly, Dan Striffler

Team	1st Half	2nd Half	OT	Total
Texas A&M Corpus Christi	23	25	-	48
Florida State	35	34	-	69

## GAME 16

**Duke 66, Florida State 58 - Donald L. Tucker Center, Tallahassee, Fla.**  
 TALLAHASSEE, Fla. -- Gerald Henderson scored a career-high 25 points to lead second-ranked Duke to a 66-58 victory at Florida State. The Blue Devils ran off the first nine points of the second half to build their largest lead of the game, 46-21 with 12:45 left. Toney Douglas led Florida State with 18 points. The first half was believed to be one of the lowest scoring in the ACC since the game clock went into effect. Duke led 19-14 at the break, making just five field goals -- one on a goaltending call to go along with four baskets by Henderson. In the second half, the Blue Devils went 7-14 without a basket until Henderson's layup with 5:31 left gave Duke a 53-42 lead. Derwin Kitchen scored 16 points and Uche Echefu 10 to get Florida State back into the game in the final minutes. Both players scored all of their points in the final 13 minutes as the Seminoles pulled to within single digits, 51-42, with 6:03 left on a pair of Douglas free throws. Kyle Singler chipped in with 15 points for Duke and Nolan Smith added a dozen.

Duke	Min	FG	3FG	FT	O-D	Reb	F	A	T	B	S	Pts.
Singler	34	5-10	2-4	3-6	2-3	5	4	0	3	1	0	15
Zoubek	14	0-1	0-0	2-2	2-1	3	1	1	1	1	0	2
Smith	29	3-6	0-1	6-6	1-3	4	2	1	7	0	2	12
Henderson	34	9-14	3-4	4-6	1-4	5	0	0	1	0	3	25
Scheyer	38	1-7	0-2	7-11	1-1	2	0	3	3	0	1	9
Paulus	6	0-1	0-0	0-0	0-0	0	0	0	0	0	0	0
McClure	15	0-0	0-0	1-4	2-4	6	2	1	2	1	0	1
Williams	7	0-1	0-1	1-2	0-0	0	1	0	0	1	0	1
Thomas	23	0-2	0-0	1-2	0-3	3	4	0	0	0	0	1
Team					0-6	6						
<b>Totals</b>	<b>200</b>	<b>18-42</b>	<b>5-12</b>	<b>25-39</b>	<b>9-25</b>	<b>34</b>	<b>14</b>	<b>6</b>	<b>17</b>	<b>4</b>		

2008-2009 BOX SCORES

GAME 17

Florida State 78, NC State 65 - RBC Center, Raleigh, N.C.

RALEIGH, N.C. -- Toney Douglas scored 21 points and Florida State reeled off 12 straight points down the stretch of its 78-65 victory over NC State. Uche Echefu and Solomon Alabi added 12 points apiece for the Seminoles. Florida State held the Wolfpack to one field goal over the final six minutes while outscoring them 19-2 during that span. N.C. State led 63-59 on Julius Mays' jumper with 6:13 remaining, but went cold after that. Meanwhile, the Seminoles scored on four straight trips downtown, with the second of Alabi's jumpers in the lane putting Florida State ahead to stay with just under 4 minutes to play. Mays scored 13 points to lead N.C. State.

Fla. State	Min	FG	3FG	FT	O-D	Reb	F	A	T	B	S	Pts.
Kitchen	29	3-8	0-0	3-4	0-4	4	1	3	2	0	0	9
Douglas	35	8-15	0-3	5-6	0-2	2	3	2	2	1	2	21
Singleton	22	2-6	0-2	0-0	2-0	2	4	0	1	0	3	4
Alabi	21	6-7	0-0	0-0	2-2	4	2	0	1	2	0	12
Echefu	27	3-7	0-2	6-6	2-9	11	3	1	1	0	1	12
Gibson	7	1-1	0-0	0-0	0-0	0	0	0	0	0	1	2
DeMercy	14	1-3	0-2	0-1	1-2	3	2	1	1	0	2	2
Loucks	13	1-1	1-1	1-2	1-0	1	2	1	0	0	0	4
Dulkys	22	3-5	1-3	2-2	1-3	4	0	0	0	0	2	9
Reid	11	1-2	0-0	1-2	0-0	0	2	2	4	0	1	3
Team					2-2	4					0	
<b>Totals</b>	<b>200</b>	<b>29-55</b>	<b>2-13</b>	<b>18-23</b>	<b>11-24</b>	<b>35</b>	<b>19</b>	<b>10</b>	<b>12</b>	<b>3</b>	<b>12</b>	<b>78</b>

NC State	Min	FG	3FG	FT	O-D	Reb	F	A	T	B	S	Pts.
Fells	34	5-15	1-7	1-1	0-4	4	2	1	3	1	2	12
Degand	11	0-1	0-0	0-0	0-2	2	0	1	1	0	0	0
Ferguson	11	0-3	0-0	0-0	0-3	3	1	1	1	0	0	0
Costner	16	3-8	1-4	3-6	2-0	2	2	0	2	1	1	10
McCaughey	24	2-5	0-0	1-2	4-0	4	4	2	2	0	0	5
Gonzalez	3	0-0	0-0	0-0	0-0	0	1	1	2	0	0	0
Williams	17	3-5	2-2	0-0	1-2	3	2	0	1	0	1	8
Smith	16	3-3	0-0	0-0	1-0	1	0	0	0	1	0	6
Mays	26	5-8	0-2	3-5	0-0	0	3	0	3	0	0	13
Thomas	18	2-2	0-0	1-2	2-0	2	2	0	1	1	0	5
Hornier	24	0-3	0-2	6-6	0-2	2	3	2	0	0	0	6
Team					1-4	5						
<b>Totals</b>	<b>200</b>	<b>23-53</b>	<b>4-17</b>	<b>15-22</b>	<b>11-17</b>	<b>28</b>	<b>20</b>	<b>8</b>	<b>16</b>	<b>4</b>	<b>4</b>	<b>65</b>

FG% - Florida State, .527; NC State, .434. 3FG% - Florida State, .154; NC State, .235. FT% - Florida State, .783; NC State, .682. Technical Fouls: Florida State -- None. NC State -- None. Referees: Bryan Kersey, Roger Ayers, Ray Natili

Team	1st Half	2nd Half	OT	Total
Florida State	35	43	-	78
NC State	32	33	-	65

GAME 19

Miami 75, Florida State 69 - BankUnited Center, Coral Gables, Fla.

CORAL GABLES, Fla. -- Jack McClinton scored a season-high 28 points, including three free throws in the final 25 seconds, and the Miami Hurricanes snapped a five-game losing streak in its rivalry with Florida State, 75-69. Lance Hurdle scored 16 points for the Hurricanes, who overcame a 12-point first-half deficit. Florida State was led by Toney Douglas, who matched a season-high with 30 points. Hurdle's 3-pointer with nine minutes left put Miami ahead 53-51 - the fourth and final lead change of the second half. Miami took a 72-67 lead with 1:18 left, then failed to score on three consecutive possessions before McClinton's free throws sealed the win.

Fla. State	Min	FG	3FG	FT	O-D	Reb	F	A	T	B	S	Pts.
Singleton	26	3-8	0-4	0-0	1-1	2	5	1	3	2	1	6
Echefu	25	2-9	0-3	0-0	4-4	8	2	2	0	0	2	4
Alabi	21	3-5	0-0	4-6	6-3	9	2	0	3	1	1	10
Kitchen	17	0-2	0-0	0-0	0-2	2	2	2	2	0	0	0
Douglas	36	9-20	7-14	5-9	1-4	5	1	3	2	0	2	30
Gibson	8	3-3	0-0	0-0	0-1	1	1	0	0	0	0	6
DeMercy	22	1-5	1-2	0-0	3-0	3	5	1	3	0	0	3
Loucks	25	1-5	1-4	0-0	1-1	2	2	4	0	0	0	3
Dulkys	13	2-4	2-4	0-0	0-1	1	2	1	2	1	0	6
Reid	7	0-0	0-0	1-2	0-2	2	0	1	2	0	0	1
Team					1-2	3						
<b>Totals</b>	<b>200</b>	<b>24-61</b>	<b>11-31</b>	<b>10-17</b>	<b>17-21</b>	<b>38</b>	<b>22</b>	<b>15</b>	<b>17</b>	<b>4</b>	<b>6</b>	<b>69</b>

Miami	Min	FG	3FG	FT	O-D	Reb	F	A	T	B	S	Pts.
Graham	19	0-0	0-0	0-0	1-3	4	3	0	1	0	1	0
Jones	9	0-2	0-0	0-0	0-0	0	0	0	2	0	0	0
Collins	28	4-6	0-0	2-8	4-7	11	3	3	2	1	1	10
Hurdle	31	6-9	2-4	2-3	0-2	2	2	3	1	0	0	16
McClinton	36	7-13	4-6	10-11	0-5	5	0	6	0	0	0	28
McGowan	11	1-3	0-2	1-1	0-1	1	2	1	2	0	0	3
Dews	28	3-7	0-2	2-2	0-2	2	2	1	2	0	0	8
Thomas	21	4-8	2-5	0-0	4-0	4	3	3	1	2	5	10
Asbury	17	0-3	0-2	0-0	1-2	3	2	0	4	0	0	0
Team					0-1	1						
<b>Totals</b>	<b>200</b>	<b>25-51</b>	<b>8-21</b>	<b>17-25</b>	<b>10-23</b>	<b>33</b>	<b>17</b>	<b>17</b>	<b>15</b>	<b>3</b>	<b>7</b>	<b>75</b>

FG% - Florida State, .393; Miami, .490. 3FG% - Florida State, .355; Miami, .381. FT% - Florida State, .588; Miami, .680. Technical Fouls: Florida State -- None. Miami -- None. Referees: Bryan Kersey, Raymond Styns, Patrick Adams

Team	1st Half	2nd Half	OT	Total
Florida State	29	40	-	69
Miami	30	45	-	75

GAME 18

Florida State 76, Maryland 73 (OT) - Donald L. Tucker Center, Tallahassee, Fla.

TALLAHASSEE, Fla. -- Toney Douglas scored eight of his 25 points in overtime to lead Florida State to a 76-73 win over Maryland. Douglas, who had just five points at halftime, scored the Seminoles first seven points of the overtime. Freshman Luke Loucks was the only other Seminole in double figures, finishing with 10 points. Derwin Kitchen's only field goal gave Florida State a 66-64 lead with a minute left in regulation, but Maryland's Landon Milbourne's putback with 22 seconds left sent the game to overtime. Florida State led 52-41 with 12:07 left, but Maryland tied the score at 64-64 on Dave Neal's 3-point basket with 2:20 left. Maryland was led by Milbourne's 17 points.

Maryland	Min	FG	3FG	FT	O-D	Reb	F	A	T	B	S	Pts.
Milbourne	37	7-13	0-0	3-3	6-3	9	1	1	3	2	1	17
Neal	31	3-8	2-6	0-0	1-3	4	2	2	1	0	0	8
Hayes	39	3-11	2-4	1-2	0-5	5	2	0	5	0	1	9
Vasquez	42	2-13	0-5	2-4	1-6	7	5	5	5	0	2	6
Bowie	24	4-6	2-4	4-4	1-3	4	5	4	3	0	1	14
Dupree	3	0-1	0-0	0-0	0-1	1	1	0	0	0	0	0
Kim	3	0-2	0-1	0-0	0-0	0	0	0	0	1	0	0
Mosley	25	5-7	0-0	3-6	3-2	5	2	0	1	0	2	13
Tucker	5	1-3	0-2	0-0	1-0	1	2	0	0	0	0	2
Gregory	16	2-6	0-0	0-0	1-1	2	1	0	0	0	1	4
Team					3-3	6						
<b>Totals</b>	<b>225</b>	<b>27-70</b>	<b>6-22</b>	<b>13-19</b>	<b>17-27</b>	<b>44</b>	<b>21</b>	<b>12</b>	<b>18</b>	<b>3</b>	<b>8</b>	<b>73</b>

Fl. State	Min	FG	3FG	FT	O-D	Reb	F	A	T	B	S	Pts.
Singleton	32	3-10	0-4	3-6	3-3	6	1	2	1	5	1	9
Echefu	25	2-4	1-3	2-2	0-3	3	3	0	3	0	1	7
Alabi	24	4-8	0-0	0-0	0-3	3	1	0	2	3	1	8
Kitchen	31	1-5	0-0	4-4	3-2	5	3	4	2	0	0	6
Douglas	41	8-18	2-8	7-9	0-6	6	2	2	1	0	4	25
DeMercy	27	1-2	1-2	0-0	1-6	7	4	1	3	1	1	3
Loucks	20	4-8	2-4	0-0	0-1	1	3	2	2	0	1	10
Dulkys	7	1-4	0-2	0-0	0-0	0	0	0	1	0	0	2
Reid	18	2-2	0-0	2-4	3-1	4	1	1	1	0	0	6
Team					0-2	2						
<b>Totals</b>	<b>225</b>	<b>26-61</b>	<b>6-23</b>	<b>18-25</b>	<b>10-27</b>	<b>37</b>	<b>18</b>	<b>13</b>	<b>15</b>	<b>9</b>	<b>9</b>	<b>76</b>

FG% - Maryland, .386; Florida State, .426. 3FG% - Maryland, .273; Florida State, .261. FT% - Maryland, .684; Florida State, .720. Technical Fouls: Maryland -- None. Florida State -- None. Referees: Jamie Luckie, Ray Perrone, Brian Dorsey

Team	1st Half	2nd Half	OT	Total
Maryland	27	39	7	73
Florida State	29	37	10	76

GAME 20

Florida State 73, Virginia 62 - John Paul Jones Arena, Charlottesville, Va.

CHARLOTTESVILLE, Va. -- Toney Douglas scored 21 points and Florida State held Virginia to three first-half field goals on its way to a 73-62 victory. The Seminoles led 30-16 at the intermission, then extended their lead to as many as 21 points even when the Cavaliers started making shots. Virginia lost its fourth in a row since opening ACC play with an overtime victory at Georgia Tech. The Cavaliers finished the game just 17-for-48 from the field. Solomon Alabi added 10 points for the Seminoles, who shot 50 percent for the game. Sylvan Landesberg led Virginia with 24 points, including 14-for-14 at the foul line.

Fla. State	Min	FG	3FG	FT	O-D	Reb	F	A	T	B	S	Pts.
Singleton	22	3-6	1-1	0-0	4-3	7	4	1	2	1	2	7
Echefu	19	1-3	0-0	4-4	2-1	3	3	1	2	0	0	6
Alabi	26	5-10	0-0	0-0	1-3	4	2	0	3	2	1	10
Kitchen	27	2-6	1-3	1-2	1-2	3	0	3	0	3	0	6
Douglas	34	8-11	1-2	4-4	0-3	3	2	5	3	0	1	21
Gibson	6	2-3	0-0	0-1	1-1	2	1	0	1	0	1	4
DeMercy	24	1-3	1-2	2-2	1-2	3	2	3	3	1	0	5
Loucks	18	2-5	1-3	0-0	0-1	1	2	1	0	0	0	6
Dulkys	13	2-5	2-4	0-0	0-1	1	3	1	1	0	0	6
Reid	11	1-2	0-0	0-0	2-0	2	3	1	4	0	1	2
Team					1-1	2						

# 2008-2009 BOX SCORES

## GAME 21

**North Carolina 80, Florida State 77 - Donald L. Tucker Center, Tallahassee, Fla.**  
 TALLAHASSEE, Fla. -- Ty Lawson's 3-pointer at the buzzer gave No. 5 North Carolina an 80-77 win over Florida State. Lawson got an inbound pass with 3.2 seconds left and raced downcourt, swishing his shot at near full speed from the top of the circle. Florida State's Toney Douglas scored 24 in the second half to help the Seminoles wipe out a 52-39 deficit and give themselves a chance to win. The Seminoles couldn't get off a shot on their final possession, however, setting up Lawson's buzzer-beater. North Carolina was led by Lawson's 21 points. Danny Green added 20.

N Carolina	Min	FG	3FG	FT	O-D	Reb	F	A	T	B	S	Pts.
Ellington	37	3-13	2-8	6-7	1-1	2	3	1	4	0	1	14
Hansbrough	26	4-9	0-0	0-0	3-2	5	4	0	2	0	0	8
Lawson	37	6-7	1-2	8-9	4-5	9	2	4	2	0	0	21
Green	32	6-13	4-7	4-5	3-4	7	4	3	6	1	6	20
Thompson	32	2-10	0-0	4-6	3-4	7	4	1	2	0	0	8
Frasor	8	0-1	0-1	0-0	1-0	1	1	1	2	1	0	0
Drew II	3	0-0	0-0	1-2	0-0	0	1	1	1	0	0	1
Graves	3	0-2	0-1	0-0	0-0	0	0	0	1	0	0	0
Davis	22	3-8	0-0	2-3	4-4	8	0	0	1	2	0	8
Team					2-1	3						
<b>Totals</b>	<b>200</b>	<b>24-63</b>	<b>7-19</b>	<b>25-32</b>	<b>21-21</b>	<b>42</b>	<b>19</b>	<b>11</b>	<b>21</b>	<b>4</b>	<b>7</b>	<b>80</b>

Fl. State	Min	FG	3FG	FT	O-D	Reb	F	A	T	B	S	Pts.
Singleton	27	3-6	2-3	0-2	1-1	2	3	2	1	2	0	8
Echefu	26	5-8	2-3	2-2	3-5	8	2	1	0	1	0	14
Alabi	28	3-5	0-0	0-2	2-4	6	3	0	2	1	2	6
Kitchen	29	2-6	0-0	0-0	0-3	3	2	2	3	0	3	4
Douglas	37	9-20	1-5	13-14	1-1	2	3	1	4	0	2	32
Gibson	5	1-3	0-0	0-0	1-1	2	1	0	0	0	0	2
Demercy	9	0-1	0-1	0-0	0-0	0	2	0	1	0	0	0
Loucks	17	2-3	0-0	0-1	1-0	0	2	5	4	0	3	4
Dulkys	9	1-5	1-4	0-0	0-0	1	2	0	0	0	1	3
Reid	13	2-3	0-0	0-0	2-2	4	5	0	4	0	1	4
Team					2-3	5						
<b>Totals</b>	<b>200</b>	<b>28-60</b>	<b>6-16</b>	<b>15-21</b>	<b>13-21</b>	<b>34</b>	<b>25</b>	<b>11</b>	<b>19</b>	<b>4</b>	<b>12</b>	<b>77</b>

FG% - North Carolina, .381, Florida State, .467. 3FG% - North Carolina, .368, Florida State, .375. FT% - North Carolina, .781, Florida State, .714. Technical Fouls: North Carolina -- None. Florida State -- None. Referees: Karl Hess, Mike Eades, Brian Dorsey

Team	1st Half	2nd Half	OT	Total
North Carolina	46	34	-	80
Florida State	35	42	-	77

## GAME 23

**Florida State 65, Clemson 61 - Littlejohn Coliseum, Clemson, S.C.**  
 CLEMSON, S.C. -- Toney Douglas had 23 points, including 12 in Florida State's 23-4 run in the final nine minutes to lead Florida State to a 65-61 victory over No. 10 ranked Clemson. The Seminoles recovered from a 19 point deficit with 14:44 remaining in the game to gain their fifth ACC victory of the season. The Tigers led 57-42 on Trevor Booker's 3-pointer with nine minutes left when Douglas and the Seminoles got going. Solomon Alabi had 17 points, including a turnaround jumper with 2:03 left that put the Seminoles ahead for good. Alabi, a 7-foot-1 freshman, also had nine rebounds and five blocks. Booker and Demontez Stitt had 11 points each to lead Clemson.

Fla. State	Min	FG	3FG	FT	O-D	Reb	F	A	T	B	S	Pts.
Singleton	31	2-9	1-5	0-0	2-4	6	2	2	3	0	4	5
Echefu	20	2-7	0-0	0-0	2-0	2	3	1	2	0	0	4
Alabi	26	8-10	0-0	1-3	4-5	9	2	0	1	5	2	17
Kitchen	21	0-3	0-0	1-2	1-3	4	1	1	2	0	1	1
Douglas	38	6-15	3-9	8-9	2-5	7	1	4	4	0	0	23
Gibson	5	1-2	0-0	0-0	0-0	0	0	0	0	0	0	2
Demercy	12	2-2	1-1	0-0	0-0	0	1	1	1	1	1	5
Loucks	19	1-2	1-1	0-0	0-1	1	4	5	0	0	0	3
Dulkys	18	1-5	1-4	0-0	0-0	0	0	1	1	0	2	3
Reid	10	1-4	0-0	0-0	4-1	5	1	0	3	0	0	2
Team					2-0	2						
<b>Totals</b>	<b>200</b>	<b>24-59</b>	<b>7-20</b>	<b>10-14</b>	<b>17-19</b>	<b>36</b>	<b>15</b>	<b>15</b>	<b>17</b>	<b>6</b>	<b>10</b>	<b>65</b>

Clemson	Min	FG	3FG	FT	O-D	Reb	F	A	T	B	S	Pts.
Rivers	30	4-10	2-6	0-0	0-2	2	2	0	2	1	2	10
Booker	35	4-7	1-2	2-2	1-4	5	0	1	1	0	2	11
Sykes	24	5-5	0-0	0-0	4-2	6	2	1	4	0	0	10
Stitt	28	4-8	1-3	2-2	0-1	1	3	5	1	0	2	11
Oglesby	22	2-9	1-6	0-0	0-1	1	3	2	6	0	4	5
Smith	14	1-3	0-1	0-0	1-3	4	1	0	2	1	0	2
Young	12	1-2	0-1	0-0	0-0	0	1	0	2	0	0	2
Potter	23	2-7	1-5	0-1	1-1	2	2	1	0	0	0	5
Grant	12	1-2	0-0	3-4	1-1	2	3	0	0	0	2	5
Team					2-3	5						
<b>Totals</b>	<b>200</b>	<b>24-53</b>	<b>6-24</b>	<b>7-9</b>	<b>10-18</b>	<b>28</b>	<b>17</b>	<b>10</b>	<b>18</b>	<b>2</b>	<b>12</b>	<b>61</b>

FG% - Florida State, .407, Clemson, .453. 3FG% - Florida State, .350, Clemson, .250. FT% - Florida State, .714, Clemson, .778. Technical Fouls: Florida State -- None. Clemson -- None. Referees: Karl Hess, Roger Ayers, Sean Hull

Team	1st Half	2nd Half	OT	Total
Florida State	22	43	-	65
Clemson	30	31	-	61

## GAME 22

**Florida State 62, Georgia Tech 58 - Donald L. Tucker Center, Tallahassee, Fla.**  
 TALLAHASSEE, Fla. -- Toney Douglas shook off a poor shooting night and scored eight of his game-high 21 points in the final 5:09 as Florida State rallied for a 62-58 victory over Georgia Tech. Douglas, the ACC's leading scorer in league games, put the Seminoles ahead to stay at 48-46 with a floating jumper just inside the free-throw lane with 5:09 left. Florida State hit seven of eight free throws, four by Uche Echefu, in the final 41.5 seconds to stave off the Yellow Jackets. Georgia Tech was led by Zachery Peacock's 16 points, while Gani Lawal came up with his 14th double-double of the season with 10 points and 11 rebounds for the Yellow Jackets.

G. Tech	Min	FG	3FG	FT	O-D	Reb	F	A	T	B	S	Pts.
Lawal	29	5-16	0-0	0-0	4-7	11	2	0	1	1	0	10
Peacock	27	5-8	1-1	5-5	1-4	5	3	0	2	0	0	16
Clinch	28	2-11	1-7	0-0	0-3	3	1	1	3	0	1	5
Shumpert	33	1-6	0-3	6-8	3-3	6	2	4	5	0	3	8
Miller	22	0-2	0-2	0-0	0-1	1	3	5	4	1	0	0
Foreman	16	1-2	0-0	3-4	1-1	2	5	0	0	0	0	5
Storrs	20	1-6	0-2	0-0	1-6	7	3	0	1	0	0	2
Sheehan	2	0-1	0-0	0-0	0-0	0	0	0	0	0	0	0
Aminu	23	6-9	0-0	0-0	3-5	8	1	0	2	4	0	12
Team					2-2	4						
<b>Totals</b>	<b>200</b>	<b>21-61</b>	<b>2-15</b>	<b>14-17</b>	<b>15-32</b>	<b>47</b>	<b>20</b>	<b>10</b>	<b>18</b>	<b>6</b>	<b>4</b>	<b>58</b>

Fl. State	Min	FG	3FG	FT	O-D	Reb	F	A	T	B	S	Pts.
Singleton	18	0-6	0-3	1-2	1-4	5	0	0	2	1	1	1
Echefu	29	2-8	0-3	5-6	3-4	7	4	0	2	0	0	9
Alabi	23	2-5	0-0	4-4	3-4	7	2	0	0	2	1	8
Kitchen	24	4-7	1-1	4-6	0-4	4	1	1	2	0	1	13
Douglas	39	6-14	1-6	8-12	1-3	4	2	0	1	0	6	21
Gibson	3	0-0	0-0	0-0	0-0	0	0	0	0	0	0	0
DeMercy	11	0-1	0-1	0-0	0-1	1	0	0	1	0	0	0
Loucks	21	0-4	0-3	0-0	0-2	2	2	2	0	0	0	0
Dulkys	16	2-6	2-6	0-0	0-0	0	2	1	0	0	1	6
Reid	16	1-4	0-0	2-4	2-0	2	0	1	0	2	2	4
Team					1-2	3						
<b>Totals</b>	<b>200</b>	<b>17-55</b>	<b>4-23</b>	<b>24-34</b>	<b>11-24</b>	<b>35</b>	<b>13</b>	<b>7</b>	<b>10</b>	<b>5</b>	<b>12</b>	<b>62</b>

FG% - Georgia Tech, .344, Florida State, .309. 3FG% - Georgia Tech, .133, Florida State, .174. FT% - Georgia Tech, .824, Florida State, .706. Technical Fouls: Georgia Tech - Gani Lawal. Florida State -- None. Referees: Les Jones, Ray Natili, Bryan Dorsey

Team	1st Half	2nd Half	OT	Total
Georgia Tech	31	27	-	58
Florida State	25	37	-	62

## GAME 24

**Florida State 68, Virginia 57 - Donald L. Tucker Center, Tallahassee, Fla.**  
 TALLAHASSEE, Fla. -- Toney Douglas scored 19 points and matched a career high with seven assists as No. 25 Florida State defeated Virginia 68-57. Douglas, the ACC's leading scorer in conference competition, scored 15 points in a decisive second half—including successive 3-point shots just 25 seconds apart that gave Florida State a 40-35 lead. The Seminoles shook off a woeful first-half shooting effort with a blistering 70.8 percent performance in the second half. Virginia was led by Sylvan Landesberg's 14 points. Uche Echefu added 17 points and freshman Solomon Alabi had 13 for the Seminoles.

Virginia	Min	FG	3FG	FT	O-D	Reb	F	A	T	B	S	Pts.
Tat	13	0-2	0-0	0-0	2-1	3	1	0	2	0	0	0
Sene	21	1-4	0-0	0-0	3-2	5	2	0	0	0	0	2
Baker	22	3-7	2-2	0-0	1-1	2	3	1	2	0	1	8
Landesberg	38	6-19	0-4	2-4	2-4	6	2	3	2	0	2	14
Jones	31	3-11	1-7	1-1	2-2	4	4	1	1	0	0	8
Farrakhan	3	0-1	0-1	0-0	0-1	1	1	0	2	0	0	0
Tucker	11	2-6	2-5	0-0	1-0	1	2	0	1	0	0	6
Zeglinski	24	3-9	1-7	0-0	0-2	2	3	1	0	1	0	7
Soroye	13	2-3	0-0	0-1	1-2	3	1	0	2	0	1	4
Scott	24	3-5	1-1	1-2	5-4	9	4	1	1	0	1	8
Team					4-2	6						
<b>Totals</b>	<b>200</b>	<b>23-67</b>	<b>7-27</b>	<b>4-8</b>	<b>21-21</b>	<b>42</b>	<b>22</b>	<b>9</b>	<b>14</b>	<b>0</b>	<b>6</b>	<b>57</b>

Fl. State	Min	FG	3FG	FT	O-D	Reb	F	A	T	B	S	Pts.
Singleton	21	1-3	1-3	2-2	0-1	1						

## 2008-2009 BOX SCORES

### GAME 25

**Wake Forest 86, Florida State 63 - Lawrence Joel Veterans Memorial Coliseum**  
 WINSTON-SALEM, N.C. -- Al-Farouq Aminu scored 17 points to help the seventh-ranked Demon Deacons beat No. 25 Florida State 86-63. Jeff Teague added 15 points for the Demon Deacons who led the entire way. Wake Forest used a 13-0 run in the second half to take control to end the Seminoles' three-game winning streak. Wake Forest also hit 32 of 38 free throws, far better than its 70 percent average. The Demon Deacons controlled this one from the start, scoring the first six points and taking a 42-30 lead at the break. Florida State shot just 38 percent, including 4-for-22 from 3-point range, and committed 18 turnovers. Toney Douglas led Florida State with 22 points.

Fla. State	Min	FG	3FG	FT	O-D	Reb	F	A	T	B	S	Pts.
Singleton	24	1-6	1-4	2-4	2-1	3	4	0	3	0	2	5
Echefu	20	5-7	1-3	0-0	0-5	5	5	1	3	1	0	11
Alabi	19	3-6	0-0	2-2	2-2	4	3	0	6	3	0	8
Loucks	16	0-3	0-3	0-0	0-0	0	2	1	2	0	1	0
Douglas	36	8-19	2-7	4-5	0-5	5	1	3	0	0	2	22
Gibson	6	0-2	0-0	0-0	1-1	1	5	0	0	0	0	0
DeMercy	14	3-3	0-0	1-1	1-2	3	2	0	0	0	0	0
Dulkys	16	0-4	0-3	0-0	0-0	0	3	0	0	0	0	0
Hoff	5	0-2	0-1	0-0	0-0	0	1	0	0	0	0	0
Kitchen	25	2-4	0-1	3-4	1-6	7	1	4	2	0	1	7
Reid	19	0-2	0-0	3-5	2-3	5	0	1	2	1	2	3
Team						1-0						
<b>Totals</b>	<b>200</b>	<b>22-58</b>	<b>4-22</b>	<b>15-21</b>	<b>9-25</b>	<b>34</b>	<b>27</b>	<b>10</b>	<b>18</b>	<b>6</b>	<b>8</b>	<b>63</b>

Wake	Min	FG	3FG	FT	O-D	Reb	F	A	T	B	S	Pts.
Aminu	33	5-9	1-3	6-9	0-5	5	2	0	3	0	0	17
Williams	30	6-8	0-1	0-0	1-4	5	4	1	3	0	0	12
McFarland	18	2-4	0-0	3-4	0-3	3	4	1	2	0	0	7
Teague	31	3-13	0-3	9-10	1-3	4	0	2	1	1	2	15
Johnson	17	4-6	0-2	0-0	1-1	2	4	2	1	0	4	8
Clark	16	2-4	1-2	1-2	0-2	2	2	0	1	0	0	6
Smith	25	3-5	0-0	5-5	0-5	5	1	4	2	0	1	11
Lepore	2	0-0	0-0	0-0	0-0	0	0	0	0	0	0	0
McQuilkin	1	0-0	0-0	0-0	0-0	0	0	0	0	0	0	0
Walker	4	1-3	0-0	0-0	1-1	2	0	0	1	0	0	2
Weaver	11	0-1	0-0	2-2	2-1	3	3	0	0	0	0	2
Hoekstra	2	0-0	0-0	0-0	0-0	0	0	0	0	0	0	0
Woods	10	0-0	0-0	6-6	0-2	2	4	1	2	0	0	6
Team						1-3						
<b>Totals</b>	<b>200</b>	<b>26-53</b>	<b>2-11</b>	<b>32-38</b>	<b>7-30</b>	<b>37</b>	<b>24</b>	<b>11</b>	<b>16</b>	<b>1</b>	<b>8</b>	<b>86</b>

FG% - Florida State, .379, Wake Forest, .491. 3FG% - Florida State, .182, Wake Forest, .182. FT% - Florida State, .714, Wake Forest, .842. Technical Fouls: Florida State -- None. Wake Forest -- None. Ejection: Florida State -- Solomon Alabi. Referees: Mike Wood, Mike Eades, Bernard Clinton

Team	1st Half	2nd Half	OT	Total
Florida State	30	33	-	63
Wake Forest	42	44	-	86

### GAME 27

**Florida State 67, Virginia Tech 65 - Cassell Coliseum**  
 BLACKSBURG, Va. -- Toney Douglas scored 22 points, including a tie-breaking runner with 6.2 seconds remaining, and Florida State beat Virginia Tech 67-65. Derwin Kitchen added a career-high 19 points and Uche Echefu had 12 for the Seminoles who won for the fifth time in six games. They also moved out of a four-way tie and into sole possession of second place in the conference. The Hokies got 25 points from Malcolm Delaney and 15 from A.D. Vassallo, but Vassallo missed an open 3-pointer from the top of the key just as the buzzer sounded. Virginia Tech lost for the fifth time in seven games.

Fla. State	Min	FG	3FG	FT	O-D	Reb	F	A	T	B	S	Pts.
Singleton	23	2-3	0-1	1-2	1-1	2	4	1	1	2	1	5
Echefu	36	3-14	2-7	4-4	4-2	6	3	0	4	0	1	12
Alabi	28	3-7	0-0	0-0	1-5	6	3	0	2	2	0	6
Kitchen	34	8-11	3-3	0-0	1-5	6	2	3	1	0	3	19
Douglas	37	7-17	4-9	4-4	2-2	4	2	4	0	0	0	22
Gibson	2	0-0	0-0	0-0	0-0	0	0	0	0	1	0	0
DeMercy	15	0-3	0-2	0-0	0-1	1	0	2	0	0	1	0
Loucks	7	1-2	1-2	0-0	0-0	0	1	1	0	0	1	3
Dulkys	5	0-1	0-1	0-0	0-0	0	0	0	0	0	0	0
Reid	13	0-0	0-0	0-0	0-3	3	1	0	2	0	0	0
Team						0-1						
<b>Totals</b>	<b>200</b>	<b>24-58</b>	<b>10-25</b>	<b>9-10</b>	<b>9-20</b>	<b>29</b>	<b>16</b>	<b>11</b>	<b>10</b>	<b>5</b>	<b>7</b>	<b>67</b>

V. Tech	Min	FG	3FG	FT	O-D	Reb	F	A	T	B	S	Pts.
Allen	37	5-10	1-3	1-2	4-7	11	2	1	4	1	1	12
Bell	6	0-0	0-0	0-0	0-0	0	1	2	1	0	0	0
Vassallo	32	5-12	2-7	3-3	1-1	2	4	0	0	3	1	15
Diakite	33	1-3	0-0	1-2	2-6	8	2	1	1	2	1	3
Delaney	36	6-12	5-8	8-9	1-4	5	2	4	3	0	0	25
Hudson	20	2-7	1-3	0-0	0-3	3	1	1	0	0	0	5
Thorns	26	2-4	1-2	0-0	0-1	1	1	6	2	0	0	5
Davila	7	0-0	0-0	0-0	0-1	1	2	0	0	1	0	0
Thompson	3	0-1	0-0	0-0	0-0	0	1	0	1	0	0	0
Team						1-1						
<b>Totals</b>	<b>200</b>	<b>21-49</b>	<b>10-23</b>	<b>13-16</b>	<b>9-24</b>	<b>33</b>	<b>16</b>	<b>15</b>	<b>16</b>	<b>7</b>	<b>3</b>	<b>65</b>

FG% - Florida State, .414, Virginia Tech, .429. 3FG% - Florida State, .400, Virginia Tech, .435. FT% - Florida State, .900, Virginia Tech, .813. Technical Fouls: Florida State -- None. Virginia Tech -- None. Referees: Bryan Kersey, J.D. Collins, Eair Walton

Team	1st Half	2nd Half	OT	Total
Florida State	43	24	-	67
Virginia Tech	33	32	-	65

### GAME 26

**Florida State 80, Miami 67 - Donald L. Tucker Center, Tallahassee, Fla.**  
 TALLAHASSEE, Fla. -- Toney Douglas scored 24 points and Uche Echefu added 18 points and 10 rebounds to lead Florida State to an 80-67 victory over Miami. The Seminoles made 31 of 35 free throws and put the clamps on Miami scoring machine Jack McClinton for most of the game, limiting him to 13 points. McClinton, who had scored 101 points in the last three games, had just five at halftime and went nearly 25 1/2 minutes without scoring through the middle of the game. James Dews led Miami with a season-high 19 points. Douglas, who spent much of his time in the first half helping defend McClinton, scored 17 of his points in the second half.

Virginia	Min	FG	3FG	FT	O-D	Reb	F	A	T	B	S	Pts.
Graham	20	1-4	0-0	0-3	0-1	1	5	2	2	1	1	2
Collins	23	3-7	0-0	2-3	3-4	7	1	2	1	1	1	8
Asbury	23	2-4	0-1	4-6	2-1	3	1	0	1	1	0	8
Dews	32	7-11	3-5	2-3	1-6	7	4	0	1	0	0	19
McClinton	35	5-12	1-4	2-3	0-0	0	4	0	3	0	0	13
Hurdle	26	2-5	1-2	3-4	0-1	1	3	4	2	0	1	8
McGowan	4	0-0	0-0	0-0	1-1	2	1	0	0	0	0	0
Thomas	25	3-8	2-7	0-0	0-1	1	3	0	0	0	0	8
Jones	5	0-2	0-0	0-0	0-1	1	0	0	1	0	0	0
Gamble	7	0-2	0-0	1-2	1-1	2	0	1	0	0	0	1
Team						2-5						
<b>Totals</b>	<b>200</b>	<b>23-55</b>	<b>7-19</b>	<b>14-24</b>	<b>10-22</b>	<b>32</b>	<b>22</b>	<b>9</b>	<b>11</b>	<b>3</b>	<b>3</b>	<b>67</b>

Fl. State	Min	FG	3FG	FT	O-D	Reb	F	A	T	B	S	Pts.
Singleton	16	2-4	1-3	0-0	0-3	3	4	1	0	1	1	5
Echefu	37	4-8	1-4	9-10	0-10	10	2	1	1	0	0	18
Alabi	17	1-4	0-0	5-5	0-3	3	3	0	0	1	0	7
Kitchen	23	5-7	2-2	1-2	1-6	7	3	2	2	0	0	13
Douglas	39	5-12	0-4	14-15	0-1	1	2	4	0	0	1	24
Gibson	1	0-1	0-0	0-0	0-0	0	1	0	0	0	0	0
DeMercy	18	3-5	0-1	0-0	0-1	1	1	0	2	0	1	6
Loucks	14	0-0	0-0	0-1	0-1	1	0	0	1	0	0	0
Dulkys	13	1-3	1-3	2-2	0-0	0	1	1	1	0	2	5
Hoff	1	0-0	0-0	0-0	0-0	0	0	0	0	0	0	0
Reid	21	1-2	0-0	0-0	1-1	2	3	2	2	0	2	2
Team						1-0						
<b>Totals</b>	<b>200</b>	<b>22-46</b>	<b>5-17</b>	<b>31-35</b>	<b>3-26</b>	<b>29</b>	<b>20</b>	<b>11</b>	<b>9</b>	<b>4</b>	<b>5</b>	<b>80</b>

FG% - Miami, .418, Florida State, .478. 3FG% - Miami, .368, Florida State, .294. FT% - Miami, .583, Florida State, .886. Technical Fouls: Miami - None. Florida State -- None. Referees: Karl Hess, Les Jones, Ray Natili

Team	1st Half	2nd Half	OT	Total
Miami	31	36	-	67
Florida State	30	50	-	80

### GAME 28

**Florida State 72, Boston College 67 - Silvio O. Conte Forum**  
 CHESTNUT HILL, Mass. -- Tyrese Rice hit a key 3-pointer with 20.5 seconds to play and Joe Trapani scored 19 points to lead Boston College to a 72-67 upset of No. 23 Florida State. It was the Eagles third win this season against one of the conference's top teams. Rice, who finished with just 11 points, was scoreless in the first half, but hit his 3 as the Eagles were clinging to a one-point lead. Trapani, who sat out last season after transferring from Vermont, hit three 3-pointers in the closing 13:32 and made two free throws that gave BC a 68-65 lead with 2:54 left. Rakim Sanders added 16 points and nine rebounds for Boston College, which went 7-for-11 on 3-pointers in the second half. Toney Douglas led the Seminoles with 19 points. Solomon Alabi had 16 points and seven rebounds. Florida State, which entered the day in a three-way tie for second place behind North Carolina, lost for just the second time in seven games.

Fla. State	Min	FG	3FG	FT	O-D	Reb	F	A	T	B	S	Pts.
Singleton	25	3-7	1-3	1-2	3-2	5	4	1	2	2	3	8
Echefu	16	2-3	0-0	0-0	2-2	4	1	0	3	1	0	4
Alabi	34	4-13	0-0	8-8	3-4	7	0	2	1	4	0	16
Kitchen	33	6-10	2-3	0-0	2-3	5	1	3	2	0	0	14
Douglas	38	5-16	5-8	4-4	1-5	6	3	3	4	0	2	19
Gibson	2	0-0	0-0	0-0	0-0	0	0	0	0	0	0	0
DeMercy	22	0-1	0-0	0-0	1-0	1	3	2	2	0	0	0
Loucks	8	0-1	0-1	0-0	0-0	0	1	1	1	0	0	0
Dulkys	4	0-1	0-1	0-0	0-0	0	0	0	1	0	0	0
Reid	18	2-5	0-0	2-2	4-3	7	1	0	2	1	0	6
Team						2-1						
<b>Totals</b>	<b>200</b>	<b>22-57</b>	<b>8-16</b>	<b>15-16</b>	<b>18-20</b>	<b>38</b>	<b>14</b>	<b>12</b>	<b>18</b>	<b>8</b>	<b>5</b>	<b>67</b>

B. College	Min	FG	3FG	FT	O-D	Reb	F	A	T	B	S	Pts.
Raji	25	4-11	0-0	0-0	1-1	2	0	1	1	0	0	8
Trapani	36	7-14	3-6	2-2	5-2	7	3	1	4	2	1	19
Southern	22	3-5	0-0	2-3	3-0	3	5	1	1	1	0	8
Rice	32	3-9	3-5	2-3	1-3	4	2	6	3	0	2	11
Sanders	33	5-16	2-8	4-5	3-6	9	3	1	3	2	3	16
Jackson	15	0-3	0-1	0-0	0-2	2	0	0	0	0	1</	



# 2008-2009 BOX SCORES



## GAME 30

### Duke 84, Florida State 81 - Cameron Indoor Stadium

DURHAM, N.C. -- Gerald Henderson scored nine of his 21 points in the final two minutes to help No. 7 Duke beat No. 24 Florida State 84-81. Kyle Singler scored 20 points, Jon Scheyer added 17 and Henderson had 10 rebounds for the Blue Devils. Toney Douglas scored 27 points for the Seminoles and his 3-pointer from the right wing gave Florida State a 76-74 lead with 2:25 remaining. That's when Henderson look over. He countered with a 3 from the right corner with 1:39 remaining to put Duke up 77-76. After the Blue Devils forced a stop on Douglas, he knocked down two free throws to make it a three-point game with 57.3 seconds left. Douglas had two defenders in his face as he missed a 3 with about 45 seconds remaining, and the rebound made its way to Henderson - who hustled downcourt, sidestepped one defender and drew contact from Solomon Alabi as he hit a layup. Henderson hit the free throw that followed to make it 82-76. Uche Echefu matched a season high with 18 points - 14 in the first half - and added 11 rebounds while Alabi added 12 points and 11 boards for the Seminoles. They were denied their first consecutive victories over ranked teams since 2003-04.

Fla. State	Min	FG	3FG	FT	O-D	Reb	F	A	T	B	S	Pts.
Singleton	25	3-6	0-1	2-5	2-2	4	4	1	3	0	1	8
Echefu	33	5-10	2-3	6-7	1-10	11	2	0	1	0	0	18
Alabi	27	6-11	0-0	0-0	3-8	11	5	0	3	3	1	12
Kitchen	30	3-6	1-3	0-0	1-4	5	1	4	2	0	0	7
Douglas	37	9-20	5-8	4-6	1-2	3	2	7	1	0	1	27
Gibson	2	0-0	0-0	1-2	0-0	0	0	0	0	1	0	1
DeMercy	18	1-1	0-0	0-0	0-2	2	3	2	1	0	0	2
Loucks	11	0-1	0-0	0-0	0-0	0	0	1	1	0	0	0
Dulkys	8	1-3	0-2	0-0	0-0	0	2	0	0	0	0	2
Reid	9	2-2	0-0	0-0	1-2	3	3	1	2	0	0	4
Team					0-0	0						
<b>Totals</b>	<b>200</b>	<b>30-60</b>	<b>8-17</b>	<b>13-20</b>	<b>9-30</b>	<b>39</b>	<b>23</b>	<b>16</b>	<b>14</b>	<b>4</b>	<b>3</b>	<b>81</b>

Duke	Min	FG	3FG	FT	O-D	Reb	F	A	T	B	S	Pts.
Singler	35	7-14	2-5	4-4	2-5	7	3	2	0	1	1	20
McClure	20	2-3	0-0	0-0	1-1	2	5	0	1	2	1	4
Henderson	35	6-17	2-5	7-9	2-8	10	0	5	2	0	0	21
Paulus	20	2-7	2-7	0-0	1-0	1	1	2	0	0	0	6
Pocius	4	0-1	0-1	0-0	0-1	1	0	0	1	0	0	0
Williams	30	5-9	1-3	3-7	1-3	4	4	3	1	0	1	14
Plumlee	1	0-2	0-0	0-0	0-0	0	2	0	0	0	0	0
Scheyer	35	3-9	3-9	8-11	0-5	5	0	1	1	0	2	17
Thomas	1	0-0	0-0	0-0	0-0	0	0	0	0	0	0	0
Zoubek	19	1-3	0-0	0-0	2-3	5	3	0	1	0	1	2
Team					1-0	1						
<b>Totals</b>	<b>200</b>	<b>26-65</b>	<b>10-30</b>	<b>22-31</b>	<b>10-26</b>	<b>36</b>	<b>18</b>	<b>13</b>	<b>7</b>	<b>3</b>	<b>6</b>	<b>84</b>

FG% - Florida State, .500, Duke, .400. 3FG% - Florida State, .471, Duke, .333. FT% - Florida State, .650, Duke, .710. Technical Fouls: Florida State -- Solomon Alabi; Team, Duke -- None. Referees: Karl Hess, Bernard Clinton, J.D. Collins

Team	1st Half	2nd Half	OT	Total
Florida State	40	41	-	81
Duke	34	50	-	84

## GAME 29

### Florida State 73, Clemson 66 - Donald L. Tucker Center, Tallahassee, Fla.

TALLAHASSEE, Fla. -- Toney Douglas scored 23 points and No. 23 Florida State held off a late Clemson rally, defeating the 12th-ranked Tigers 73-66. The Seminoles led 39-27 at halftime and opened its largest advantage at 51-33 early in the second half, but Clemson closed to within 63-60 on five points by Raymond Sykes in a span of just 12 seconds. Clemson was led by K.C. Rivers 17 points. Trevor Booker was held to eight points, but pulled down a game-best 13 rebounds. Derwin Kitchen and freshman Chris Singleton each had 10 points for the Seminoles, who swept Clemson for the first time since the 2000-2001 season. Terrence Oglesby added 12 points for Clemson on 4-of-10 shooting from 3-point distance while Sykes finished with 10 points and four blocked shots. Douglas hit six straight free throws in the final 2:48, including four in a row in the final 50 seconds that stopped Clemson's comeback. Booker, the Tigers leading scorer on the season, was held scoreless until there was just 1:50 left in the first half when he hit a close-range scoop shot. Florida State clinched just its second winning record in ACC play in the past 16 years.

Clemson	Min	FG	3FG	FT	O-D	Reb	F	A	T	B	S	Pts.
Booker	32	4-8	0-0	0-0	3-10	13	3	0	4	0	1	8
Sykes	27	4-6	0-0	2-5	3-2	5	0	0	2	4	1	10
Rivers	33	6-14	5-10	0-0	2-3	5	3	3	4	0	1	17
Stitt	31	2-9	1-4	0-0	1-2	3	3	3	4	0	2	5
Oglesby	24	4-12	4-10	0-0	0-0	0	1	3	0	0	0	12
Smith	16	1-5	0-2	2-3	1-2	3	3	3	3	0	1	4
Young	14	1-1	1-1	0-0	0-0	0	3	3	0	0	1	3
Potter	13	2-2	1-1	0-0	2-3	5	0	2	1	0	0	5
Grant	10	1-1	0-0	0-0	0-0	0	3	0	2	0	0	2
Team					2-1	3						
<b>Totals</b>	<b>200</b>	<b>25-58</b>	<b>12-28</b>	<b>4-8</b>	<b>14-23</b>	<b>37</b>	<b>21</b>	<b>15</b>	<b>23</b>	<b>4</b>	<b>7</b>	<b>66</b>

Fl. State	Min	FG	3FG	FT	O-D	Reb	F	A	T	B	S	Pts.
Singleton	20	3-6	1-2	3-4	1-0	1	3	1	3	1	2	10
Echefu	17	2-4	0-1	0-0	0-5	5	1	0	1	1	1	4
Alabi	25	2-2	0-0	1-4	1-1	2	3	2	1	2	1	5
Kitchen	32	4-9	1-3	1-2	2-2	4	1	2	3	0	1	10
Douglas	37	5-14	4-6	9-11	1-2	3	3	3	2	1	3	23
Gibson	6	3-3	0-0	0-0	0-1	1	0	0	1	0	0	6
DeMercy	12	0-3	0-1	0-0	1-2	3	2	1	1	0	0	0
Loucks	12	0-2	0-1	0-0	0-1	1	2	2	3	0	0	0
Dulkys	14	3-5	1-3	0-0	1-1	2	1	3	0	0	0	7
Reid	25	4-8	0-0	0-0	1-4	5	1	3	1	0	0	8
Team					3-2	5						
<b>Totals</b>	<b>200</b>	<b>26-56</b>	<b>7-17</b>	<b>14-21</b>	<b>11-21</b>	<b>32</b>	<b>17</b>	<b>17</b>	<b>16</b>	<b>5</b>	<b>8</b>	<b>73</b>

FG% - Clemson, .431, Florida State, .464. 3FG% - Clemson, .429, Florida State, .412. FT% - Clemson, .500, Florida State, .667. Technical Fouls: Clemson - None. Florida State -- None. Referees: Jamie Luckie, Raymond Styons, Brian Dorsey

Team	1st Half	2nd Half	OT	Total
Clemson	27	39	-	66
Florida State	39	34	-	73

## GAME 31

### Florida State 63, Virginia Tech 53 - Donald L. Tucker Center, Tallahassee, Fla.

TALLAHASSEE, Fla. -- Toney Douglas scored 16 of his 22 points in the second half, leading No. 24 Florida State to a 63-53 win over Virginia Tech and gave the Seminoles their first opening-round bye in the ACC tournament. Douglas, the top scorer in conference play at more than 23 points per game, scored a dozen points in just over four minutes after the Hokies pulled within 45-42. That gave the Seminoles a 59-49 lead, and they cruised from there. Florida State led 32-25 after a ragged first half in which the two teams combined for 23 turnovers and the Hokies shot just 24 percent. A.D. Vassallo scored 14 points to lead Virginia Tech. The Seminoles' 23 wins are their most since the 1992-93 team that finished 25-10 before being eliminated in the NCAA's round of eight by Kentucky. No ACC team with 10 league wins has ever failed to make the NCAA tournament. Vassallo, Virginia Tech's leading scorer, didn't get his first field goal until 2:09 was gone in the second half. He only managed a pair of free throws before the break. Malcolm Delaney finished with 13 for the Hokies, who shot just 30.8 percent.

Va. Tech	Min	FG	3FG	FT	O-D	Reb	F	A	T	B	S	Pts.
Allen	28	1-2	0-0	4-8	2-2	4	5	0	3	2	1	6
Vassallo	37	4-15	2-7	4-5	0-3	3	0	4	5	0	1	14
Diakite	25	2-6	0-0	2-2	6-5	11	0	0	1	1	0	6
Thorns	35	0-3	0-3	0-0	1-1	2	1	3	1	0	1	0
Delaney	29	4-12	2-7	3-4	0-3	3	4	0	4	0	4	13
Bell	3	0-1	0-1	0-0	0-0	0	0	0	0	0	0	0
Hudson	17	1-4	1-2	0-0	1-0	1	2	0	3	0	0	3
Davila	9	2-4	0-0	0-0	2-0	2	2	0	0	0	0	4
Thompson	17	2-5	0-0	3-4	1-1	2	3	1	0	0	2	7
Team					2-3	5						
<b>Totals</b>	<b>200</b>	<b>16-52</b>	<b>5-20</b>	<b>16-23</b>	<b>15-18</b>	<b>33</b>	<b>17</b>	<b>8</b>	<b>17</b>	<b>3</b>	<b>9</b>	<b>53</b>

Fl. State	Min	FG	3FG	FT	O-D	Reb	F	A	T	B	S	Pts.
Singleton	32	2-6	0-4	0-0	0-4	4	0	1	0	1	1	4
Echefu	34	2-6	1-3	4-4	1-5	6	2	1	1	1	1	9
Alabi	22	4-6	0-0	0-0	4-2	6	4	0	3	2	1	8
Hoff	5	2-3	2-2	0-0	0-1	1	1	0	0	0	0	6
Douglas	36	7-19	2-6	6-6	3-2	5	3	3	2	0	2	22
Gibson	6	1-1	0-0	0-0	0-1	1	0	0	0	0	0	2
DeMercy	11	1-1	0-0	0-0	0-0	0	2	1	0	0	0	2
Loucks	10	1-2	0-1	0-0	0-3	3	2	1	2	0	0	2
Dulkys	6	0-1	0-1	0-0	0-0	0	2	1	0	0	0	0
Kitchen	24	1-4	0-2	4-4	0-3	3	1	1	6	0	1	6
Reid	14	1-2	0-0	0-2	1-1	2	1	0	3	0	1	2
Team					3-2	5						
<b>Totals</b>	<b>200</b>	<b>22-51</b>	<b>5-19</b>	<b>14-16</b>	<b>12-24</b>	<b>36</b>	<b>18</b>	<b>9</b>	<b>17</b>	<b>4</b>	<b>7</b>	<b>63</b>

FG% - Virginia Tech, .308, Florida State, .431. 3FG% - Virginia Tech, .250, Florida State, .263. FT% - Virginia Tech, .696, Florida State, .875. Technical Fouls: Virginia Tech - None. Florida State -- None. Referees: Roger Ayers, Tim Nestor, Joe Lindsay

Team	1st Half	2nd Half	OT	Total
Virginia Tech	25	28	-	53
Florida State	32	31	-	63

2008-2009 BOX SCORES

GAME 32

Florida State 64, Georgia Tech 62 - Georgia Dome, Atlanta, Ga.

ATLANTA, Ga. -- Derwin Kitchen scored the go-ahead layup with 7.7 seconds left as No. 22 Florida State beat Georgia Tech 64-62 to deny the Yellow Jackets a second straight ACC tournament upset. Florida State ended a streak of 11 straight losses in the quarterfinals while advancing to the semifinals for the first time since 1992, its first year in the league. Tony Douglas had 25 points for the Seminoles, who face the Tar Heels again in Saturday's first semifinal. Lewis Clinch scored 25 points for Georgia Tech. Georgia Tech led 62-61, its first lead since 2-0, on Zach Peacock's baseline shot with 29 seconds remaining. Florida State called a timeout with 24.9 seconds left but, with three Georgia Tech defenders surrounding Douglas, the Seminoles had to call for another timeout with 9.9 seconds left. Kitchen immediately drove to the basket and was fouled by Alade Aminu on his reverse layup with 7.7 seconds left. After Kitchen made the free throw, Iman Shumpert's last-second attempt for Georgia Tech bounced off the rim. Clinch and Douglas were the stars until the final minute. Douglas, from Jonesboro, south of Atlanta, was more accurate, making 11 of 16 shots. Clinch, from Cordele in south Georgia, made only 9 of 23 shots, including seven 3-pointers. Gani Lawal and Shumpert each had 11 points for Georgia Tech, which had the support of many North Carolina fans in the announced Georgia Dome crowd of 26,352. Solomon Alabi had 14 points for Florida State. Chris Singleton had five of the Seminoles' seven blocks. Clinch scored the first basket of the game, but that was Georgia Tech's only lead until the final minute. The Seminoles led 15-6 before Georgia Tech pulled even with a 9-0 run, but Florida State recovered to lead 33-27 at the break and 49-41 about 7 minutes into the second half.

Ga. Tech	Min	FG	3FG	FT	O-D	Reb	F	A	T	B	S	Pts.
Lawal	27	4-9	0-0	3-4	2-5	7	2	0	3	0	1	11
Peacock	18	2-5	0-0	2-2	2-1	3	2	1	0	1	0	6
Clinch	36	9-23	7-18	0-0	0-2	2	3	1	4	0	1	25
Shumpert	33	4-9	1-4	2-4	2-3	5	3	2	4	0	4	11
Miller	26	0-3	0-2	0-0	1-1	2	1	5	3	0	0	0
Foreman	9	0-0	0-0	0-0	0-0	0	0	1	0	0	0	0
Storrs	15	0-1	0-1	2-2	0-0	0	0	0	2	0	1	2
Sheehan	5	0-2	0-0	0-0	1-1	2	0	0	1	0	0	0
Aminu	31	2-6	0-0	3-5	1-2	3	2	1	4	1	2	7
Team					5-5	10						
<b>Totals</b>	<b>200</b>	<b>21-58</b>	<b>8-25</b>	<b>12-17</b>	<b>14-20</b>	<b>34</b>	<b>14</b>	<b>12</b>	<b>18</b>	<b>5</b>	<b>10</b>	<b>62</b>

Fl. State	Min	FG	3FG	FT	O-D	Reb	F	A	T	B	S	Pts.
Echefu	22	2-8	0-1	2-2	2-3	5	1	0	1	0	1	6
Alabi	26	7-10	0-0	0-0	3-3	6	2	0	3	2	1	14
Kitchen	25	3-9	0-2	2-3	0-3	3	5	4	0	3	8	8
Douglas	39	11-16	3-5	0-1	1-0	1	1	1	3	0	2	25
Singleton	31	2-5	1-2	0-0	0-4	4	2	1	3	5	1	5
Gibson	8	2-3	0-0	0-0	1-1	2	2	0	1	0	0	4
DeMercy	11	0-2	0-1	0-0	0-2	2	0	0	0	0	2	0
Loucks	16	0-2	0-2	0-0	0-2	2	4	4	0	0	1	0
Dulkys	7	1-2	0-1	0-0	0-0	0	0	1	0	0	0	2
Hoff	1	0-0	0-0	0-0	0-0	0	0	0	0	0	0	0
Reid	14	0-0	0-0	0-0	1-3	4	3	1	4	0	0	0
Team					1-5	6						
<b>Totals</b>	<b>200</b>	<b>28-57</b>	<b>4-14</b>	<b>4-6</b>	<b>9-26</b>	<b>35</b>	<b>18</b>	<b>13</b>	<b>19</b>	<b>7</b>	<b>11</b>	<b>64</b>

FG% - Georgia Tech, .362, Florida State, .491. 3FG% - Georgia Tech, .320, Florida State, .286. FT% - Georgia Tech, .706, Florida State, .667. Technical Fouls: Georgia Tech - None. Florida State -- None. Referees: Bryan Kersey, Mike Wood, Jamie Luckie

Team	1st Half	2nd Half	OT	Total
Georgia Tech	27	35	-	62
Florida State	33	31	-	64

GAME 34

Duke 79, Florida State 69 - Georgia Dome, Atlanta, Ga.

ATLANTA, Ga. -- No. 9 Duke defeated No. 22 Florida State with a barrage of 3-pointers on the way to a 79-69 victory over Florida State in the ACC Championship game, giving Duke its ninth ACC crown in 12 years. Tony Douglas led the Seminoles with 28 points but that wasn't nearly enough to give the school its first ACC championship. Florida State defeated top-ranked North Carolina in the semifinals to advance to the ACC Championship game for the first time. Chris Singleton scored 15 points. Florida State made a brief spurst in the second half, closing the gap to 42-36 when Ryan Reid laid it in with just over 12 minutes remaining, prompting Duke to call a timeout. But the Blue Devils, who shot more 3-pointers than any team in the ACC, turned to a familiar weapon to finish off the Seminoles. Scheyer hit a momentum-breaking 3, then got knocked to the court by Derwin Kitchen while putting up another shot beyond the arc. He sank all three free throws, stretching the lead back to 48-38.

Fl. State	Min	FG	3FG	FT	O-D	Reb	F	A	T	B	S	Pts.
Echefu	14	0-0	0-0	0-0	1-1	2	2	0	3	1	0	0
Alabi	19	3-8	0-0	4-5	1-4	5	3	0	0	1	0	10
Kitchen	19	0-3	0-2	0-0	0-5	5	4	2	3	0	0	0
Douglas	39	10-19	4-8	4-5	0-1	1	2	2	2	0	1	28
Singleton	32	5-8	4-5	1-2	3-6	9	3	1	2	3	0	15
Gibson	3	0-0	0-0	1-2	0-2	2	0	0	0	0	0	1
DeMercy	21	0-2	0-0	2-2	0-2	2	3	1	1	0	0	2
Loucks	15	2-3	0-1	2-3	1-2	3	3	1	1	0	0	6
Dulkys	18	1-3	1-2	0-0	0-0	0	0	2	0	0	0	3
Hoff	2	0-0	0-0	0-0	0-0	0	1	0	0	0	0	0
Reid	18	2-3	0-0	0-0	0-3	3	1	0	1	0	1	4
Team					2-0	2						
<b>Totals</b>	<b>200</b>	<b>23-49</b>	<b>9-18</b>	<b>14-19</b>	<b>8-26</b>	<b>34</b>	<b>25</b>	<b>9</b>	<b>13</b>	<b>5</b>	<b>2</b>	<b>69</b>

Duke	Min	FG	3FG	FT	O-D	Reb	F	A	T	B	S	Pts.
Singler	40	5-16	4-10	0-0	1-3	4	3	2	0	1	1	14
Thomas	19	1-6	0-0	0-1	6-2	8	3	1	0	0	0	2
Henderson	38	9-17	4-7	5-8	0-2	2	2	4	2	1	1	27
Williams	13	0-2	0-0	0-0	0-1	1	2	0	0	0	0	0
Scheyer	38	6-10	4-6	13-15	0-4	4	3	2	2	0	1	29
Smith	25	3-6	0-2	0-0	1-1	2	3	0	0	0	0	6
Paulus	2	0-0	0-0	0-0	0-1	1	0	0	0	0	0	0
McClure	16	0-1	0-0	1-2	2-3	5	3	0	0	0	2	1
Zubek	9	0-0	0-0	0-0	2-4	6	1	0	0	1	0	0
Team					2-0	2						
<b>Totals</b>	<b>79</b>	<b>24-58</b>	<b>12-25</b>	<b>19-26</b>	<b>14-21</b>	<b>35</b>	<b>20</b>	<b>12</b>	<b>4</b>	<b>3</b>	<b>5</b>	<b>79</b>

FG% - Florida State, .469, Duke, .414. 3FG% - Florida State, .500, Duke, .480. FT% - Florida State, .737, Duke, .731. Technical Fouls: Florida State - None. Duke -- None. Referees: Karl Hess, Les Jones, Roger Ayers

Team	1st Half	2nd Half	OT	Total
Florida State	21	48	-	69
Duke	35	44	-	79

GAME 33

Florida State 73, North Carolina 70 - Georgia Dome, Atlanta, Ga.

ATLANTA, Ga. -- Toney Douglas scored 27 points, including the go-ahead free throws, and No. 22 Florida State held on for a 73-70 victory over No. 1 ranked North Carolina in the ACC semifinals. Tyler Hansbrough had 22 points and 12 rebounds, but lost control of the ball trying to get inside for a shot with about 20 seconds remaining and North Carolina trailing 71-70. Florida State's Derwin Kitchen scooped it up, was fouled and hit two clutch free throws. The Tar Heels came down for a final shot - and got two of them. Wayne Ellington, who led North Carolina with 24 points, missed from beyond the arc. Danny Green chased down the rebound, stepped outside the line and fired up another 3 at the buzzer. It came up short, and the Seminoles erupted in a raucous celebration. The victory advanced Florida State to its first ACC final in school history. The Seminoles picked up their first win over North Carolina since 2004 and their first postseason victory against the Tar Heels since the 1972 Final Four. Douglas made 10 of 18 shots from the field, including three beyond the arc, despite being shadowed by Bobby Frasor and having to get loose from frequent double teams. Green made a steal with just over two minutes remaining, was fouled and hit both free throws for a 69-all tie. After both teams missed shots, Douglas was called for a loose-ball trying to come up with a steal on Frasor. The fill-in senior made only one of two free throws, putting North Carolina up 70-69 with 1:03 to go. But Douglas, trying to dribble along the sideline in front of the Florida State bench, was tripped up by Ed Davis. The Florida State star calmly went to the line and sank two free throws with 47 seconds to go.

Fl. State	Min	FG	3FG	FT	O-D	Reb	F	A	T	B	S	Pts.
Echefu	24	1-6	0-1	0-0	5-3	8	3	1	2	0	0	2
Alabi	32	5-9	0-0	1-2	2-3	5	3	0	0	2	0	11
Kitchen	36	4-6	1-2	2-2	1-8	9	2	6	1	0	3	11
Douglas	38	10-18	3-8	4-5	1-3	4	1	4	3	0	0	27
Singleton	17	3-6	1-3	0-0	0-2	2	5	0	4	1	0	7
Gibson	6	0-0	0-0	0-0	0-0	0	0	0	1	1	0	0
DeMercy	11	0-0	0-0	0-2	0-0	0	1	1	0	0	0	0
Loucks	5	0-0	0-0	0-0	0-0	0	1	0	0	0	0	0
Dulkys	13	3-7	3-6	0-0	0-0	0	2	2	2	0	0	9
Reid	18	0-0	0-0	2-4	3-4	7	1	0	1	2	0	6
Team					2-1	3						
<b>Totals</b>	<b>200</b>	<b>28-57</b>	<b>8-20</b>	<b>9-15</b>	<b>14-24</b>	<b>38</b>	<b>19</b>	<b>14</b>	<b>14</b>	<b>6</b>	<b>3</b>	<b>73</b>

N. Car.	Min	FG	3FG	FT	O-D	Reb	F	A	T	B	S	Pts.
Green	32	1-12	0-5	2-2	3-2	5	2	1	1	1	1	4
Thompson	22	5-8	0-0	2-2	3-2	5	2	1	1	1	2	12
Hansbrough	33	5-12	0-0	12-14	6-5	11	4	2	3	0	5	22
Frasor	33	0-1	0-0	2-4	0-2	2	4	1	0	0	0	2
Ellington	36	8-17	4-9	4-7	1-2	3	0	4	1	0	0	24
Drew, II	17	0-2	0-1	0-0	0-0	0	1	3	0	0	1	0
Davis	23	3-7	0-0	0-0	3-4	7	2	1	0	2	1	6
Zeller	4	0-0	0-0	0-0	0-1	1	2	0	1	0	0	0
Team					0-1	1						
<b>Totals</b>	<b>200</b>	<b>22-59</b>	<b>4-15</b>	<b>22-29</b>	<b>16-19</b>	<b>35</b>	<b>17</b>	<b>12</b>	<b>7</b>	<b>4</b>	<b>11</b>	<b>70</b>

FG% - Florida State, .491, North Carolina, .373. 3FG% - Florida State, .400, North Carolina, .267. FT% - Florida State, .600, North Carolina, .759. Technical Fouls: Florida State - None. North Carolina -- None. Referees: Jamie Luckie, Bryan Kersey, Sean Hull

Team	1st Half	2nd Half	OT	Total
Florida State	29	44	-	73
North Carolina	32	38	-	70

GAME 35

Wisconsin 61, Florida State 59 (OT) - Taco Bell Arena, Boise, Id.

BOISE, Idaho - Trevon Hughes' twisting shot over Florida State's outstretched arms with 2 seconds left in overtime lifted Wisconsin to a 61-59 victory in the first round of the NCAA tournament at Taco Bell Arena. It's doubtful the Badgers or Hughes will face a tougher test than what they had in Seminoles star Toney Douglas, the unheralded guard who averages 21 points and led the fifth-seeded Seminoles (25-10) to their first tournament appearance in 11 years. Douglas finished with 26 points, not a single one of them easy, thanks to Hughes' huge defensive work. Douglas' 3-point shot with 1:16 left in overtime gave the Seminoles a 59-56 lead but, smothered by the Wisconsin defense; he missed another one that would have put it away with less than 10 seconds to go. That set the stage for Hughes, who had the ball all the way. He dribbled left, spun right into the lane, then flipped the game-winner over Douglas and Chris Singleton. Hughes drew contact, too, and made the free throw to make it 61-59. If that wasn't enough, he capped things by batting away Florida State's desperation pass. Jason Bohannon led Wisconsin with 16 points, including a 3-pointer with the shot clock going off for a 52-50 lead with 55 seconds left in regulation.

Wisc.	Min	FG	3FG	FT	O-D	Reb	F	A	T	B	S	Pts.
Landry	31	5-10	0-4	0-0	0-3	3	4	0	2	0	0	10
Leuer	16	0-7	0-4	0-0	1-2	3	0	0	2	0	0	0
Krabbenhoff	34	1-5	1-2	0-0	0-6	6	1	3	0	2	2	3
Hughes	39	3-4	1-2	3-5	0-1	1	3	4	4	0	1	10
Bohannon	30	6-11	4-8	0-1	2-2	4	2	1	0	1	0	16
Taylor	25	1-3	0-1	1-2	1-1	2	1	2	0	0	0	3
Jarmusz	25	1-4	1-3	2-2	0-2	2	1	0	0	0	0	5
Wilson	2	0-1	0-1	0-0	0-0	0	0	0	0	0	0	0
Nankivil	23	5-9	2-2	2-2	1-3	4	4	0	0	0	0	14
Team					0-1	1						
<b>Totals</b>	<b>200</b>	<b>22-54</b>	<b>9-27</b>	<b>8-12</b>	<b>5-21</b>	<b>26</b>	<b>16</b>	<b>10</b>	<b>9</b>	<b>2</b>	<b>4</b>	<b>61</b>

Fl. State	Min	FG	3FG	FT	O-D	Reb	F	A	T	B	S	Pts.
Singleton	39	4-8	2-4	2-2	1-2	3	2	1	0	0	2	12
Echefu	18	0-2	0-2	0-0	0-3	3	3	0	2	0	0	0
Alabi	20	3-4	0-0	0-0	1-3	4	1	0	1	0	0	6
Kitchen	36	3-8	0-1	0-0	1-7	8	0	1	3	0	1	6
Douglas	41	8-16	2-5	8-9	0-5							

# 2008-2009 GAME-BY-GAME SUMMARY

Overall Record: 25-10

Atlantic Coast Conference: 10-6

Date	Opponent	W/L	Score	Record	ACC	Att.	High Scorer	High Rebounder	Opp. High Scorer	Opp. High Rebounder
Nov. 15	at Jacksonville	W	59-57	1-0	0-0	7,805	Douglas	Singleton	Colbert	Smith
Nov. 18	at La Salle	W	65-61	2-0	0-0	3,314	Douglas	Alabi	7 Mekongo Mbala	Mekongo Mbala
Nov. 20	Stetson	W	79-77	3-0	0-0	6,186	Douglas	Singleton	10 Garfield	Oliver
Nov. 22	Coastal Carolina	W	82-70	4-0	0-0	5,427	Douglas	Douglas/Echefu	6 Edwards	Harris
Nov. 24	Western Illinois	W	67-55	5-0	0-0	5,194	Alabi/Echefu	Singleton	9 DuBois	Tyler/DuBois
Nov. 28	vs. Cincinnati	W	58-47	6-0	0-0	13,830	Reid	Douglas	11 Vaughn	Williams
Nov. 29	vs. California	W	80-77	7-0	0-0	11,080	Douglas	Singleton	10 Randle	Boykin
Dec. 3	at Northwestern	L	59-73	7-1	0-0	3,537	Douglas	3 tied with	6 Moore	Coble/Ryan
Dec. 7	Florida	W	57-55	8-1	0-0	8,983	Reid	Singleton	10 Calathes	Tyus
Dec. 13	at Georgia State	W	62-57	9-1	0-0	3,102	Douglas	DeMercy/Alabi	7 Goldston	Hampton
Dec. 16	Tennessee Tech	W	69-59	10-1	0-0	5,055	Douglas	Alabi/Gibson	6 Northern	Northern
Dec. 18	Charleston Southern	W	71-48	11-1	0-0	4,635	Alabi	Alabi	14 Warren	Martin
Dec. 21	Pittsburgh	L	48-56	11-2	0-0	6,422	Douglas	DeMercy	8 Young	Blair
Dec. 28	vs. Western Kentucky	W	82-69	12-2	0-0	9,054	Douglas	DeMercy/Singleton	6 Mendez-Valdez	Kerusch/Mendez-Valdez
Jan. 3	Texas A&M CC	W	69-48	13-2	0-0	5,137	Douglas	Singleton	8 Palmer	Watt
Jan. 10	Duke	L	58-66	13-3	0-1	12,100	Douglas	Alabi	9 Henderson	McClure
Jan. 13	at NC State	W	78-65	14-3	1-1	17,173	Douglas	Echefu	11 Mays	Fells/McCauley
Jan. 17	Maryland	W	76-73	15-3	2-1	9,086	Douglas	DeMercy	7 Milbourne	Milbourne
Jan. 21	at Miami (Fla.)	L	69-75	15-4	2-2	6,912	Douglas	Alabi	9 McClinton	Collins
Jan. 24	at Virginia	W	73-62	16-4	3-2	10,981	Douglas	Singleton	7 Landesberg	Landesberg
Jan. 28	North Carolina	L	77-80	16-5	3-3	11,333	Douglas	Echefu	8 Lawson	Lawson
Feb. 5	Georgia Tech	W	62-58	17-5	4-3	8,351	Douglas	Echefu/Alabi	7 Peacock	Lawal
Feb. 7	at Clemson	W	65-61	18-5	5-3	10,000	Douglas	Alabi	9 Booker/Stitt	Sykes
Feb. 10	Virginia	W	68-57	19-5	6-3	7,921	Douglas	Echefu/Alabi	6 Landesberg	Scott
Feb. 14	at Wake Forest	L	62-86	19-6	6-4	13,854	Douglas	Kitchen	7 Aminu	3 tied with
Feb. 18	Miami (Fla.)	W	80-67	20-6	7-4	10,458	Douglas	Echefu	10 Dews	Collins/Dews
Feb. 21	at Virginia Tech	W	67-65	21-6	8-4	9,847	Douglas	3 tied with	6 Delaney	Allen
Feb. 24	at Boston College	L	67-72	21-7	8-5	4,968	Douglas	Alabi/Reid	7 Trapani	Sanders
Feb. 28	Clemson	W	73-66	22-7	9-5	12,100	Douglas	Echefu/Reid	5 Rivers	Booker
March 3	at Duke	L	81-84	22-8	9-6	9,314	Douglas	Echefu/Alabi	11 Henderson	Henderson
March 8	Virginia Tech	W	63-53	23-8	10-6	7,871	Douglas	Echefu/Alabi	6 Vassallo	Diakite
March 13	vs. Georgia Tech	W	64-62	24-8	10-6	26,352	Douglas	Alabi	6 Clinch	Lawal
March 14	vs. North Carolina	W	73-70	25-8	10-6	26,352	Douglas	Kitchen	9 Ellington	Hansbrough
March 15	vs. Duke	L	69-79	25-9	10-6	26,532	Douglas	Singleton	9 Scheyer	Thomas
March 20	vs. Wisconsin	L	59-61	25-10	10-6	12,194	Douglas	Kitchen	8 Bohannon	Krabbenhoft

## 2008-09 TEAM STATISTICS

Record: 25-10

Home: 13-3

Away: 7-5

Neutral: 5-3

Player	G-GS	Min-Avg.	FG-FGA	Pct.	3P-A	Pct.	FT-FTA	Pct.	Off-Def	Tot-Avg.	PF-DQ	AT	TO	BL	ST	Pts.	Avg
Douglas, T.	35-35	1,279-36.5	239-536	.446	85-221	.385	188-232	.810	28-109	137-3.9	76-2	102	87	15	63	751	21.5
Alabi, S.	35-35	779-22.3	122-226	.540	0-1	.000	51-75	.680	75-122	197-5.6	65-1	12	56	73	18	295	8.4
Echefu, U.	33-19	738-22.4	78-192	.406	22-66	.333	89-105	.848	52-121	173-5.2	76-1	18	54	12	15	267	8.1
Singleton, C.	35-34	942-26.9	95-232	.409	34-102	.333	58-95	.611	65-107	172-4.9	105-7	37	70	47	54	282	8.1
Kitchen, D.	26-17	668-25.7	76-166	.458	15-41	.366	38-55	.691	23-96	119-4.6	35-0	65	55	0	30	205	7.9
Reid, R.	35-16	669-19.1	62-141	.440	0-0	.000	48-76	.632	52-78	130-3.7	71-2	26	72	23	23	172	4.9
Dulkys, D.	31-0	413-13.3	37-123	.301	28-98	.286	10-12	.833	8-20	28-0.9	44-0	24	24	6	18	112	3.6
Loucks, L.	35-2	593-16.9	37-96	.385	16-49	.327	18-27	.667	8-39	47-1.3	76-3	73	55	2	31	108	3.1
DeMercy, J.	35-16	688-19.7	39-104	.375	11-43	.256	18-31	.581	21-69	90-2.6	71-1	60	56	12	27	107	3.1
Gibson, X.	32-0	205-6.4	28-53	.528	0-1	.000	17-28	.607	11-33	44-1.4	27-1	4	13	11	5	73	2.3
Hoff, B.	14-1	47-3.4	5-11	.455	4-8	.500	0-0	.000	2-4	6-0.4	4-0	1	1	1	0	14	1.0
Jordan, P.	6-0	28-4.7	2-5	.400	1-1	1.000	1-3	.333	1-3	4-0.7	6-0	1	1	0	0	6	1.0
Vanderwerff, E	1-0	1	0-1	.000	0-0	.000	0-0	.000	0-0	0-0.0	0-0	0	0	0	0	0	0.0
Team									53-53	106	1	4	4				
FSU	35	7050	820-1886	.435	216-631	.342	536-739	.725	399-854	1253-35.8	657-18	423	548	202	284	2392	68.3
Opponents	35	7050	771-1994	.387	239-731	.327	490-712	.688	468-753	1221-34.9	665-	367	534	104	245	2271	64.9

## 2008-09 ACC STATISTICS

Record: 10-6

Home: 6-2

Away: 4-4

Neutral: 0-0

Player	G-GS	Min-Avg.	FG-FGA	Pct.	3P-A	Pct.	FT-FTA	Pct.	Off-Def	Tot-Avg.	PF-DQ	AT	TO	BL	ST	Pts.-Avg
Douglas, T.	16-16	594-37.1	113-266	.425	41-106	.387	102-123	.829	14-49	63-3.9	36-1	51	33	2	30	369-23.1
Echefu, U.	16-15	415-25.9	48-111	.432	13-41	.317	50-55	.909	28-73	101-6.3	42-1	9	27	6	9	159-9.9
Alabi, S.	16-16	384-24.0	62-113	.549	0-0	.000	26-36	.722	39-57	96-6.0	36-1	7	31	36	11	150-9.4
Kitchen, D.	16-13	428-26.8	47-108	.435	12-27	.444	26-36	.722	14-56	70-4.4	21-0	39	35	0	19	132-8.3
Singleton, C.	16-16	398-24.9	36-100	.360	9-46	.196	15-31	.484	26-30	56-3.5	49-2	18	28	20	27	96-6.0
Dulkys, D.	16-0	192-12.0	20-58	.345	14-47	.298	4-4	1.000	4-7	11-0.7	21-0	13	8	2	11	58-3.6
Reid, R.	16-1	235-14.7	18-41	.439	0-0	.000	11-21	.524	24-25	49-3.1	23-1	13	32	6	8	47-2.9
DeMercy, J.	16-1	264-16.5	16-45	.356	4-18	.222	3-4	.750	12-23	35-2.2	35-1	19	19	5	9	39-2.4
Loucks, L.	16-1	235-14.7	13-41	.317	8-24	.333	3-6	.500	4-12	16-1.0	28-0	29	23	0	7	37-2.3
Hoff, B.	4-1	12-3.0	3-6	.500	2-3	.667	0-0	.000	1-3	4-1.0	2-0	0	0	0	0	8-2.0
Gibson, X.	15-0	68-4.5	12-20	.600	0-0	.000	1-3	.333	2-9	11-0.7	11-1	0	2	2	3	25-1.7
Team									23-21	44	1	4	4			
FSU	16	3225	388-909	.427	103-312	.330	241-319	.755	191-365	556-34.8	305-8	198	238	79	133	1120-70.0
Opponents	16	3225	365-905	.403	103-323	.319	257-357	.720	211-356	567-35.4	297-	173	258	57	109	1090-68.1

**2008-2009 GAME-BY-GAME POINTS, REBOUNDS, ASSISTS**

Opponent	Jordan	Gibson	DeMercy	Loucks	Dulkys	Hoff	Kitchen	Douglas	Singleton	Alabi	Vanderwerff	Echefu	Reid
at Jacksonville	2-0-0	2-1-0	10-2-1	4-4-2	0-2-1	3-0-0	DNP	16-2-5	12-17-1	6-3-0	DNP	DN-P	4-7-1
at La Salle	DNP	3-2-1	9-6-4	0-0-1	6-1-1	DNP	DNP	18-3-3	6-4-1	6-7-0	DNP	6-3-1	11-4-1
Stetson	0-0-0	1-1-0	0-2-4	2-1-4	3-1-1	DNP	DNP	26-4-2	10-100-	13-5-0	DNP	8-5-0	16-9-1
Coastal Carolina	0-1-1	0-0-0	2-2-0	14-4-6	2-1-0	0-0-0	DNP	30-6-5	17-2-1	7-5-0	DNP	8-6-0	2-0-0
Western Illinois	3-2-0	3-4-0	4-4-3	5-2-1	3-1-0	0-1-0	DNP	7-1-1	10-9-2	12-4-2	DNP	12-3-3	8-2-0
vs. Cincinnati	0-0-0	4-2-0	0-0-2	4-2-1	3-1-0	DNP	DNP	8-11-3	10-5-0	6-6-1	DNP	9-4-0	14-6-0
vs. California	1-1-0	3-2-0	1-1-0	7-3-3	3-2-2	DNP	DNP	28-3-1	9-10-2	4-4-1	DNP	17-4-1	7-5-0
at Northwestern	DNP	0-1-0	6-1-3	2-1-3	3-1-0	0-1-1	DNP	21-6-2	5-6-0	6-3-0	DNP	14-6-0	2-1-2
Florida	DNP	1-0-0	12-4-2	3-2-1	3-1-0	DNP	DNP	2-2-5	8-10-0	11-8-0	DNP	4-4-1	13-5-0
At Georgia State	DNP	2-2-0	7-7-4	5-1-3	DNP	0-0-0	2-1-0	23-4-3	11-3-1	2-7-0	DNP	2-2-0	8-4-2
Tennessee Tech	DNP	2-6-0	1-2-1	1-2-2	DNP	DNP	7-3-4	28-4-3	9-2-1	5-6-0	DNP	9-5-0	7-4-2
Charleston Southern	DNP	11-1-1	9-1-3	5-0-3	DNP	0-0-0	8-7-2	5-4-3	9-2-3	16-140-	DNP	4-4-1	4-9-1
Pittsburgh	DNP	DNP	4-8-3	1-1-1	DNP	DNP	7-2-2	20-5-0	6-4-0	2-2-0	DNP	5-6-0	3-4-0
vs. Western Kentucky	DNP	DNP	0-6-4	3-2-5	8-1-0	DNP	11-5-1	27-5-5	18-6-3	2-1-0	DNP	2-2-1	11-3-0
Texas A&M Corpus Christi	DNP	5-5-1	0-5-3	9-1-3	6-3-1	3-0-0	13-6-3	17-3-1	7-8-1	6-6-1	0-0-0	DNP	3-3-2
Duke	DNP	0-0-0	2-4-2	0-2-0	0-2-3	2-3-0	16-5-2	18-4-0	6-3-0	4-9-0	DNP	10-6-0	0-2-0
at NC State	DNP	2-0-0	2-3-1	4-1-1	9-4-0	DNP	9-4-3	21-2-2	4-2-0	12-4-0	DNP	12-11-1	3-0-2
Maryland	DNP	DNP	3-7-1	10-1-2	2-0-1	DNP	6-5-4	25-6-2	9-6-2	8-3-0	DNP	7-3-0	6-4-1
at Miami	DNP	6-1-0	3-3-1	3-2-4	6-1-1	DNP	0-2-2	30-5-3	6-2-1	10-9-0	DNP	4-8-2	1-2-1
at Virginia	DNP	4-2-0	5-3-3	6-1-1	6-1-1	DNP	6-3-3	21-3-5	7-7-1	10-4-0	DNP	6-3-1	2-2-1
North Carolina	DNP	2-3-0	0-0-0	4-1-5	3-1-1	DNP	4-3-2	32-2-1	8-2-2	6-6-0	DNP	14-8-1	4-4-0
Georgia Tech	DNP	0-0-0	0-1-0	0-2-2	6-0-1	DNP	13-4-1	21-4-0	1-5-2	8-7-0	DNP	9-7-0	4-2-1
at Clemson	DNP	2-0-0	5-0-1	3-1-5	3-0-1	DNP	1-4-1	23-7-4	5-6-2	17-9-0	DNP	4-2-1	2-5-0
Virginia	DNP	0-3-0	2-3-2	2-0-2	9-0-0	DNP	1-3-2	19-3-7	5-1-2	13-6-3	DNP	17-6-0	0-1-0
at Wake Forest	DNP	0-1-0	7-3-0	0-0-1	0-0-0	0-0-0	7-7-4	22-5-3	5-3-0	8-4-0	DNP	11-5-1	3-5-1
Miami	DNP	0-0-0	6-1-0	0-1-0	5-0-1	0-0-0	13-7-2	24-1-4	5-3-1	7-3-0	DNP	18-10-1	2-2-2
at Virginia Tech	DNP	0-0-0	0-1-2	3-0-1	0-0-0	DNP	19-6-3	22-4-4	5-2-1	6-6-0	DNP	12-6-0	0-3-0
at Boston College	DNP	0-0-0	0-1-2	0-0-1	0-0-0	DNP	14-5-3	19-6-3	8-5-1	16-7-2	DNP	4-4-0	6-7-0
Clemson	DNP	6-1-0	0-3-1	0-1-2	7-2-3	DNP	10-4-2	23-3-3	10-1-1	5-2-2	DNP	4-5-0	8-5-3
at Duke	DNP	1-0-0	2-2-2	0-0-1	2-0-0	DNP	7-5-4	27-3-7	8-4-1	12-110-	DNP	18-11-0	4-3-1
Virginia Tech	DNP	2-1-0	2-0-1	2-0-1	0-0-1	6-1-0	6-3-1	22-5-3	4-4-1	8-6-0	DNP	9-6-1	2-2-0
vs. Georgia Tech	DNP	4-2-0	0-2-0	02-4	2-0-1	0-0-0	8-3-5	25-1-1	5-4-1	14-6-0	DNP	6-5-0	0-4-1
vs. North Carolina	DNP	0-0-0	0-0-1	0-0-0	9-0-2	DNP	11-9-6	27-4-4	7-2-0	11-5-0	DNP	2-8-1	6-7-0
vs. Duke	DNP	1-2-0	2-2-1	6-3-1	3-0-2	0-0-0	0-5-2	28-1-2	15-9-1	10-5-0	DNP	0-2-0	4-7-0
vs. Wisconsin	DNP	6-2-0	1-0-2	0-0-0	0-2-0	0-0-0	6-8-1	26-5-2	12-3-1	6-4-0	DNP	0-3-0	2-1-0

**2008-09 SEASON SUPERLATIVES**

**30-POINT GAMES**

**Toney Douglas, 3**

30 vs. Coastal Carolina, Nov. 22, 2009; 30 at Miami, Jan. 21, 2009; 32 vs. North Carolina, Jan. 28, 2009

**20-POINT GAMES**

**Toney Douglas, 22**

26 vs. Stetson, Nov. 20, 2008; 28 vs. California, Nov. 29, 2009; 21 at Northwestern, Dec. 3, 2008; 23 at Georgia State, Dec. 13, 2008; 28 at Tennessee Tech, Dec. 16, 2008; 20 at Pittsburgh, Dec. 21, 2008; 27 vs. Western Kentucky, Dec. 28, 2008; 21 at NC State, Jan. 13, 2009; 25 vs. Maryland, Jan. 17, 2009; 21 at Virginia, Jan. 24, 2009; 21 vs. Georgia Tech, Feb. 5, 2009; 23 at Clemson, Feb. 7, 2009; 22 at Wake Forest, Feb. 14, 2009; 24 vs. Miami, Feb. 18, 2009; 22 at Virginia Tech, Feb. 21, 2009; 23 vs. Clemson, Feb. 28, 2009; 27 at Duke, March 3, 2009; 22 vs. Virginia Tech, March 8, 2009; 25 vs. Georgia Tech, March 13, 2009; 27 vs. North Carolina, March 14, 2009; 28 vs. Duke, March 15, 2009; 26 vs. Wisconsin, March 20, 2009

**10-REBOUND GAMES**

**Chris Singleton, 4**

17 at Jacksonville, Nov. 15, 2008; 10 vs. Stetson, Nov. 20, 2008; 10 vs. California, Nov. 29, 2008; 10 vs. Florida, Dec. 7, 2008

**Uche Echefu, 3**

11 at NC State, Jan. 13, 2009; 10 vs. Miami, Feb. 18, 2009; 11 at Duke, March 3, 2009

**Solomon Alabi, 2**

14 vs. Charleston Southern Dec. 18, 2008; 11 at Duke, March 3, 2009

**Toney Douglas, 1**

11 vs. Cincinnati, Nov. 28, 2008

**GAMES AS LEADING SCORER**

**Toney Douglas, 31**

16 at Jacksonville, Nov. 15, 2008; 18 at La Salle, Nov. 18, 2008;

26 vs. Stetson, Nov. 20, 2008; 30 vs. Coastal Carolina, Nov. 22, 2008; 28 vs. California, Nov. 29, 2008; 21 at Northwestern, Dec. 3, 2008; 23 at Georgia State, Dec. 13, 2008; 28 vs. Tennessee Tech, Dec. 16, 2008; 20 at Pittsburgh, Dec. 21, 2008; 27 vs. Western Kentucky, Dec. 28, 2008; 17 vs. Texas A&M Corpus Christi, Jan. 3, 2009; 18 vs. Duke, Jan. 10, 2009; 21 at NC State, Jan. 13, 2009; 25 vs. Maryland, Jan. 17, 2009; 30 at Miami, Jan. 21, 2009; 21 at Virginia, Jan. 24, 2009; 32 vs. North Carolina, Jan. 28, 2009; 21 vs. Georgia Tech, Feb. 5, 2009; 23 at Clemson, Feb. 7, 2009; 19 vs. Virginia, Feb. 10, 2009; 22 at Wake Forest, Feb. 14, 2009; 23 vs. Miami, Feb. 18, 2009; 22 at Virginia Tech, Feb. 21, 2009; 19 at Boston College, Feb. 24, 2009; 23 vs. Clemson, Feb. 28, 2009; 27 at Duke, March 3, 2009; 22 vs. Virginia Tech, March 8, 2009; 25 vs. Georgia Tech, March 13, 2009; 27 vs. North Carolina, March 14, 2009; 28 vs. Duke, March 15, 2009; 26 vs. Wisconsin, March 20, 2009

**Solomon Alabi, 2**

12 vs. Western Illinois, Nov. 24, 2008; 16 vs. Charleston Southern, Dec. 18, 2008

**Uche Echefu, 1**

12 vs. Western Illinois, Nov. 24, 2008

**Ryan Reid, 1**

14 vs. Cincinnati, Nov. 28, 2008; 13 vs. Florida, Dec. 7, 2008

**GAMES AS LEADING REBOUNDER**

**Solomon Alabi, 14**

7 at La Salle, Nov. 18, 2008; 7 at Georgia State, Dec. 13, 2008; 6 vs. Tennessee Tech, Dec. 16, 2008; 14 vs. Charleston Southern, Dec. 18, 2008; 9 vs. Duke, Jan. 10, 2009; 9 at Miami, Jan. 21, 2009; 7 vs. Georgia Tech, Feb. 5, 2009; 9 at Clemson, Feb. 7, 2009; 6 vs. Virginia, Feb. 10, 2009; 6 at Virginia Tech, Feb. 21, 2009; 7 at Boston College, Feb. 24, 2009; 11 at Duke, March 3, 2009; 6 vs. Virginia Tech, March 8, 2009; 6 vs. Georgia Tech, March 13, 2009

**Uche Echefu, 11**

6 vs. Coastal Carolina, Nov. 22, 2008; 6 at Northwestern, Dec. 3, 2008; 11 at NC State, Jan. 13, 2009; 8 vs. North Carolina, Jan. 28, 2009; 7 vs. Georgia Tech, Feb. 5, 2009; 6 vs. Virginia, Feb. 10, 2009; 10 vs. Miami, Feb. 18, 2009; 6 at Virginia Tech, Feb. 21, 2009; 5 vs. Clemson, Feb. 5, 2009; 11 at Duke, March 3, 2009; 6 vs. Virginia Tech, March 8, 2009;

**Chris Singleton, 10**

17 at Jacksonville, Nov. 15, 2008; 10 vs. Stetson, Nov. 20, 2008; 9 vs. Western Illinois, Nov. 24, 2008; 10 vs. California, Nov. 29, 2008; 6 at Northwestern, Dec. 3, 2008; 10 vs. Florida, Dec. 7, 2008; 6 vs. Western Kentucky, Dec. 28, 2008; 8 vs. Texas A&M Corpus Christi, Jan. 3, 2009; 7 at Virginia, Jan. 24, 2009; 9 vs. Duke, March 15, 2009

**Jordan DeMercy, 4**

7 at Georgia State, Dec. 13, 2008; 8 vs. Pittsburgh, Dec. 21, 2008; 6 vs. Western Kentucky, Dec. 28, 2008; 7 vs. Maryland, Jan. 17, 2009;

**Derwin Kitchen, 4**

7 at Wake Forest, Feb. 14, 2009; 6 at Virginia Tech, Feb. 21, 2009; 9 vs. North Carolina, March 14, 2009; 8 vs. Wisconsin, March 20, 2009

**Toney Douglas, 3**

6 vs. Coastal Carolina, Nov. 22, 2008; 11 vs. Cincinnati, Nov. 28, 2008; 6 at Northwestern, Dec. 3, 2008;

**Ryan Reid, 2**

7 at Boston College, Feb. 24, 2009; 5 vs. Clemson, Feb. 28, 2009

**Xavier Gibson, 1**

6 vs. Tennessee Tech, Dec. 16, 2008

**DOUBLE-DOUBLES**

**Uche Echefu, 3**

12 points and 11 rebounds at NC State, Jan. 13, 2009; 18 points and 10 rebounds vs. Miami, Feb. 18, 2009; 18 points and 11 rebounds at Duke, March 3, 2009

**Chris Singleton, 2**

12 points and 17 rebounds at Jacksonville, Nov. 15, 2008; 10 points and 10 rebounds vs. Stetson, Nov. 20, 2008

**Solomon Alabi, 2**

16 points and 14 rebounds vs. Charleston Southern Dec. 18, 2008; 12 points and 11 rebounds at Duke, March 3, 2009

## 2008-09 GAME-BY-GAME TEAM STATISTICS

Teams	FGM-A	Pct.	3PM-A	Pct.	FTM-A	Pct.	Ast.	TO	Blk.	Stl.	PF-D	OR-DR	Reb.	Half	Final
Jacksonville	22-68	.324	5-28	.179	8-18	.444	12	11	1	7	22-2	17-26	43	17	57
Florida State	19-41	.463	5-15	.333	16-30	.533	11	19	8	9	23-0	6-34	40	30	59
La Salle	22-60	.367	4-21	.190	13-18	.722	16	14	2	9	19-0	12-24	36	22	61
Florida State	19-48	.396	6-15	.400	21-28	.750	13	18	8	8	20-0	8-26	34	19	65
Stetson	28-65	.431	13-32	.406	8-13	.615	9	14	1	6	23-1	13-18	31	27	77
Florida State	25-56	.446	1-10	.100	28-34	.824	12	17	8	10	17-0	16-26	42	43	79
Coastal Carolina	23-55	.418	11-22	.500	13-17	.765	11	22	2	3	22-1	14-19	33	42	70
Florida State	24-52	.462	11-23	.478	23-26	.885	13	15	5	15	22-0	11-21	32	45	82
Western Illinois	15-44	.341	6-22	.273	19-21	.905	8	13	0	8	19-0	6-17	23	20	55
Florida State	22-50	.440	4-12	.333	19-22	.864	12	12	2	3	20-1	9-25	34	34	67
Florida State	19-50	.380	4-12	.333	16-25	.640	7	18	6	5	18-1	15-26	41	27	58
Cincinnati	18-54	.333	3-19	.158	8-17	.471	8	19	1	8	23-0	16-22	38	23	47
Florida State	23-48	.479	7-17	.412	27-34	.794	10	18	4	6	26-3	5-31	36	32	80
California	23-59	.390	6-19	.316	25-32	.781	9	14	1	8	27-1	11-23	34	23	77
Florida State	21-51	.412	6-23	.216	11-19	.579	11	22	8	10	24-1	12-21	33	36	59
Northwestern	23-56	.411	9-17	.529	18-31	.581	18	13	4	8	19-0	18-23	41	33	73
Florida	20-51	.392	4-18	.222	11-17	.647	8	16	6	4	20-0	10-22	32	25	55
Florida State	16-51	.314	6-21	.286	19-26	.731	9	15	4	8	16-0	14-22	36	26	57
Florida State	21-38	.553	7-11	.636	13-19	.684	13	15	7	3	14-0	10-22	32	30	62
Georgia State	20-53	.377	7-20	.350	10-15	.667	8	8	3	3	17-0	13-10	23	25	57
Tennessee Tech	21-60	.350	8-19	.421	9-17	.529	7	22	1	11	22-0	14-20	34	31	59
Florida State	24-51	.471	7-16	.438	14-20	.700	14	24	5	10	16-0	9-31	40	32	69
Charleston South	18-56	.321	8-18	.444	4-11	.364	9	19	2	5	18-0	16-21	37	26	48
Florida State	28-62	.452	5-18	.278	10-22	.455	17	13	12	12	12-0	20-24	44	36	71
Pittsburgh	21-63	.333	8-13	.286	8-13	.615	9	16	4	11	19-0	17-25	42	26	56
Florida State	14-47	.298	4-18	.222	16-22	.727	6	18	7	6	15-0	10-26	36	24	48
Florida State	28-61	.459	10-25	.400	16-21	.762	19	16	4	6	15-0	16-22	38	37	82
Western Kentucky	23-58	.397	12-28	.429	11-15	.733	6	16	4	6	15-0	16-22	38	34	69
Texas A&M CC	20-58	.345	1-12	.083	7-16	.438	10	21	1	9	15-0	15-24	39	23	48
Florida State	30-62	.484	5-18	.278	4-14	.286	16	16	10	13	17-0	13-29	42	35	69
Duke	18-42	.429	5-12	.417	25-39	.641	6	17	4	6	14-0	9-25	34	19	66
Florida State	22-71	.310	3-17	.176	11-14	.786	7	14	2	12	24-1	23-20	43	14	58
Florida State	29-55	.527	2-13	.154	18-23	.783	10	12	3	12	19-0	11-24	35	35	78
NC State	23-53	.434	4-17	.235	15-22	.682	8	16	4	4	20-0	11-17	28	32	65
Maryland	27-70	.386	6-22	.273	13-19	.684	12	18	3	8	21-2	17-27	44	27	73
Florida State	26-61	.426	6-23	.261	18-25	.720	13	15	9	9	18-0	10-27	37	29	76
Florida State	24-61	.393	11-31	.355	10-17	.588	15	17	4	6	22-2	17-21	38	29	69
Miami	25-51	.490	8-21	.381	17-25	.680	17	15	3	7	17-0	10-23	33	30	75
Florida State	27-54	.500	8-15	.533	11-13	.846	16	22	4	9	22-0	13-18	31	30	73
Virginia	17-48	.354	4-14	.286	24-30	.800	8	19	4	12	13-0	12-13	25	16	62
North Carolina	24-63	.381	7-19	.368	25-32	.781	11	21	4	7	19-0	13-21	34	46	80
Florida State	28-60	.467	6-16	.375	15-21	.714	11	19	4	12	25-1	13-21	34	35	77
Georgia Tech	21-61	.344	2-15	.133	14-17	.824	10	18	6	4	20-1	15-32	47	31	58
Florida State	17-55	.309	4-23	.174	24-34	.706	7	10	5	12	13-0	11-24	35	25	62
Florida State	24-59	.407	7-20	.350	10-14	.714	15	17	6	10	15-0	17-19	36	22	65
Clemson	24-53	.453	6-24	.250	7-9	.778	10	18	2	12	17-0	10-18	28	30	61
Virginia	23-67	.343	7-27	.259	4-8	.500	9	14	0	6	22-0	21-21	42	22	57
Florida State	23-47	.489	9-21	.429	13-19	.684	18	11	6	8	11-0	5-25	30	20	68
Florida State	22-58	.379	4-22	.182	15-21	.714	10	18	6	8	27-2	9-25	34	30	63
Wake Forest	26-53	.491	2-11	.182	32-38	.842	11	16	1	8	24-0	7-30	37	42	86
Miami	23-55	.418	7-19	.368	14-24	.583	9	11	3	3	22-1	10-22	32	31	67
Florida State	22-46	.478	5-17	.294	31-35	.870	11	9	4	5	20-0	3-26	29	30	80
Florida State	24-58	.414	10-25	.400	9-10	.900	11	10	5	7	16-0	9-20	29	43	67
Virginia Tech	21-49	.429	10-23	.435	13-16	.813	15	16	7	3	16-0	9-24	33	33	65
Florida State	22-57	.386	8-16	.500	15-16	.938	12	18	8	5	14-0	18-20	38	25	67
Boston College	26-65	.400	8-21	.381	12-16	.750	11	12	6	7	15-1	20-16	36	24	72
Clemson	25-58	.431	12-28	.429	4-8	.500	15	23	4	7	21-0	14-23	37	27	66
Florida State	26-56	.464	7-17	.412	14-21	.667	17	16	5	8	17-0	11-21	32	39	73
Florida State	30-60	.500	8-17	.471	13-20	.650	16	14	4	3	23-1	9-30	39	40	81
Duke	26-65	.400	10-30	.333	22-31	.710	13	7	3	6	18-1	10-26	36	34	84
Virginia Tech	16-52	.308	5-20	.250	16-23	.696	8	17	3	9	17-1	15-18	33	25	53
Florida State	22-51	.431	5-19	.263	14-16	.875	9	17	4	7	18-0	12-24	36	32	63
Georgia Tech	21-58	.362	8-25	.320	12-17	.706	12	18	5	10	14-0	14-20	34	27	62
Florida State	28-57	.491	4-14	.286	4-6	.667	13	19	7	11	18-0	9-26	35	33	64
Florida State	28-57	.491	8-20	.400	9-15	.600	14	14	6	3	19-1	14-24	38	29	73
North Carolina	22-59	.373	4-15	.267	22-29	.759	12	7	4	11	17-0	16-19	35	32	70
Florida State	23-49	.469	9-18	.500	14-19	.737	9	13	5	2	25-0	8-26	34	21	69
Duke	24-58	.414	12-25	.480	19-26	.731	12	4	3	5	20-0	14-21	35	35	79
Wisconsin	22-54	.407	9-27	.333	8-12	.667	10	9	2	4	16-0	5-21	26	19	61
Florida State	20-46	.435	4-13	.308	15-18	.833	6	15	4	6	16-0	4-29	33	31	59

ATLANTIC COAST CONFERENCE

TRADITION OF EXCELLENCE

**THE TRADITION**

Consistency. It is the mark of true excellence in any endeavor. However, in today's intercollegiate athletics, competition has become so balanced and so competitive that it is virtually impossible to maintain a high level of consistency. Yet the Atlantic Coast Conference has defied the odds. Now in its 56th year of competition, the ACC has long enjoyed the reputation as one of the strongest and most competitive intercollegiate conferences in the nation. And that is not mere conjecture; the numbers support it. Since the league's inception in 1953, ACC schools have captured 109 national championships, including 57 in women's competition and 52 in men's. In addition, NCAA individual titles have gone to ACC student-athletes 145 times in men's competition and 92 times in women's action. If success is best measured in terms of wins and losses, then the ACC is unrivaled in NCAA annals. With North Carolina's victory over Illinois in the 2005 NCAA title game, ACC teams have captured 10 NCAA basketball championships, including six over the last 18 years. No conference has posted a better NCAA Tournament record than the ACC since the NCAA's inaugural tournament in 1939. With an impressive 85-43 mark over the past 10 years, ACC teams have posted an NCAA Tournament-best mark of 329-164 for a sterling .667 winning percentage against the nation's toughest competition. In the 24 years of the current 64-team field, the ACC has produced 22 Final Four teams, an average of almost one per year and five more than any other conference. Since the 1985 NCAA Tournament when the field was expanded to 64 teams, ACC teams have been even more impressive compiling a 242-121 (.667) NCAA record, including 63 Sweet 16 appearances and 22 Final Four berths — all NCAA Tournament bests. Since 1985, 63 of the 120 ACC teams receiving NCAA berths have won at least two NCAA Tournament games. Following their title run in 2005, North Carolina's Tar Heels lead all ACC schools, with four NCAA basketball championships to their credit. Duke has claimed three national titles, NC State two and Maryland one. The Tar Heels have captured NCAA titles in 1957, 1982, 1993 and 2005 while the Blue Devils won their third title in 2001, following back-to-back championships in 1991 and 1992. The Wolfpack walked away with the coveted crown in 1974 and 1983 while the Terps claimed the 2002 national title. The ACC has 10 or more NCAA Tournament wins in four of the last eight years and 13 times overall; the league has not posted a losing record in NCAA Tournament play since 1987. The conference's 19-year non-losing streak in

NCAA Tournament play is tops among all conferences. Since 1981, the ACC has produced 37 consensus All-Americans (17 more than any other conference) and has accounted for 25 percent of the nation's consensus All-Americans (37 of 146). Seven of the last 12 and nine of the last 16 consensus National Players of the Year have come from the ACC. Since 1975, the ACC has had 16 consensus National Players of the Year — 13 more than any other conference. Nine of the ACC's 16 National Players of the Year were unanimous selections. A year ago the ACC led all conferences with 53 players on NBA rosters. In addition, over the past three years 33 ACC players have made their NBA debuts, including 15 in 2006, eight in 2007 and 10 last year. This past June the ACC had four players selected in the annual NBA draft. The ACC has had the most, or tied for the most, first round draft picks in four of the past seven years and in 10 of the last 16. Since 1986, the ACC has had 89 first round selections (17 more than any other conference) and has had at least one first round selection in 20 consecutive NBA drafts. In 2007, the ACC became the first conference in NCAA history to have 10 teams finish the season with 20 or more wins. In addition, 10 ACC teams took part in postseason play, including an ACC record seven NCAA Tournament teams. For the first time in league history, the ACC surpassed the 2.4 million mark in attendance in 2006-07. The 12 league schools totaled 2,435,441 over 213 regular season games and six ACC Tournament sessions. For the third consecutive year, the ACC surpassed the 2.2 million mark in basketball attendance in 2008, with the 12 league teams totaling 2,355,822 over 203 regular-season games and six tournament sessions. The stature of ACC basketball is nowhere more clearly defined than by the league's regional and national television exposure. A record-setting 285 television appearances involving ACC teams, highlighted the 2007-08 basketball schedule, including 162 appearances on national television networks.

**THE CHAMPIONSHIPS**

The conference will conduct championship competition in 25 sports during the 2008-09 academic year — 12 for men and 13 for women. The first ACC championship was held in swimming on February 25, 1954. The conference did not conduct championship-s in cross country, wrestling or tennis during the first year.

The 12 sports for men include football, cross country, soccer, basketball, swimming, indoor and outdoor track, wrestling, baseball, tennis, golf and lacrosse. Fencing, which was started in 1971, was discontinued in 1981. Championships for women are currently conducted in cross country, volleyball, field hockey, soccer, basketball, swimming, indoor and outdoor track, tennis, golf, lacrosse, softball and rowing.

**A HISTORY**

The Atlantic Coast Conference was founded on May 8, 1953, at the Sedgefield Inn near Greensboro, N.C., with seven charter members — Clemson, Duke, Maryland, North Carolina, North Carolina State, South Carolina and Wake Forest — drawing up the conference by-laws. The withdrawal of seven schools from the Southern Conference came early on the morning of May 8, 1953, during the Southern Conference's annual spring meeting. On June 14, 1953, the seven members met in Raleigh, N.C., where a set of by-laws was adopted, and the name became officially the Atlantic Coast Conference. Suggestions from fans for the name of the new conference appeared in the region's newspapers prior to the meeting in Raleigh. Some of the names suggested were Dixie, Mid South, Mid Atlantic, East Coast, Seaboard, Colonial, Tobacco, Blue-Gray, Piedmont, Southern Seven and the Shoreline. Duke's Eddie Cameron recommended that the name of the conference be the Atlantic Coast Conference, and the motion passed unanimously. The meeting concluded with each member institution assessed \$200.00 to pay for conference expenses. On December 4, 1953, conference officials met again at Sedgefield and officially admitted the University of Virginia as the league's eighth member. The first, and only, withdrawal of a school from the ACC came on June 30, 1971, when the University of South Carolina tendered its resignation. The ACC operated with seven members until April 3, 1978, when the Georgia Institute of Technology was admitted. The Atlanta school had withdrawn from the Southeastern Conference in January of 1964. The ACC expanded to nine members on July 1, 1991, with the addition of Florida State University. The conference expanded to 11 members on July 1, 2004, with the addition of the University of Miami and Virginia Polytechnic Institute and State University. On October 17, 2003, Boston College accepted an invitation to become the league's 12th member starting with the 2005-06 academic year.



**Boston College**  
Joined in 2005



**Clemson**  
Charter Member 1953



**Duke**  
Charter Member 1953



**Florida State**  
Joined in 1991



**Georgia Tech**  
Joined in 1978



**Maryland**  
Charter Member 1953



**Miami**  
Joined in 2004



**North Carolina**  
Charter Member 1953



**NC State**  
Charter Member 1953



**Virginia**  
Joined in 1953



**Virginia Tech**  
Joined in 2004



**Wake Forest**  
Charter Member 1953

# THE SCHOOLS

**Boston College**, founded in 1863 by the Society of Jesus to serve the sons of Boston's Irish immigrants, was the first institution of higher education in Boston. Originally located on Harrison Avenue in the South End of the city, the college outgrew its urban setting toward the end of its first 50 years. A new location was selected in Chestnut Hill, and ground for the new campus was broken on June 19, 1909. During the 1940s, new purchases doubled the size of the main campus. In 1974, Boston College acquired Newton College of the Sacred Heart, 1.5 miles away. With 15 buildings on 40 acres, it is now the site of the Law School and residence halls.

**Clemson University** is nestled in the foothills of the Blue Ridge Mountains near the Georgia border; and the tiger paws painted on the roads make the return to I-85 easier. The school is built around Fort Hill, the plantation home of John C. Calhoun, vice president to Andrew Jackson. His son-in-law, Tom Clemson, left the land to be used as an agricultural school, and in 1893 Clemson opened its doors as a land-grant school, thanks to the efforts of Ben Tillman.

**Duke University** was founded in 1924 by tobacco magnate James B. Duke as a memorial to his father, Washington Duke. Originally the school was called Trinity College, a Methodist institution, started in 1859. In 1892, Trinity moved to west Durham where the east campus with its Georgian architecture now stands. Nearby are Sarah P. Duke gardens, and further west the Gothic spires of Duke chapel overlook the west campus.

**Florida State University** is one of 11 universities of the State University System of Florida. It was established as the Seminary West of the Suwannee by an act of the Florida Legislature in 1851, and first offered instruction at the post-secondary level in 1857. Its Tallahassee campus has been the site of an institution of higher education longer than any other site in the state. In 1905, the Buckman Act reorganized higher education in the state and designated the Tallahassee school as the Florida Female College. In 1909, it was renamed Florida State College for Women. In 1947, the school returned to a co-educational status, and the name was changed to Florida State University.

Next to I-85 in downtown Atlanta stands **Georgia Institute of Technology**, founded in 1885. Its first students came to pursue a degree in mechanical engineering, the only one offered at the time. Tech's strength is not only the red clay of Georgia, but a restored gold and white 1930 model-A Ford Cabriolet, the official mascot. The old Ford was first used in 1961, but a Ramblin' Wreck had been around for over three decades. The Ramblin' Wreck fight song appeared almost as soon as the school opened; it is not only American boys who grow up singing its rollicking tune, for Richard Nixon and Nikita Khrushchev sang it when they met in Moscow in 1959.

The **University of Maryland** opened in 1856 as an agricultural school nine miles north of Washington, D.C., on land belonging to Charles Calvert, a descendant of Lord Baltimore, the state's founding father. The school colors are the same as the state flag: black and gold for George Calvert (Lord Baltimore) and red and white for his mother, Alice Crossland. Maryland has been called

the school that Curley Byrd built, for he was its quarterback, then football coach, athletic director, assistant to the president, vice president, and finally its president. Byrd also designed the football stadium and the campus layout. He suggested the nickname Terrapin, a local turtle known for its bite, when students wanted to replace the nickname Old Liners.

The **University of Miami** was chartered in 1925 by a group of citizens who felt an institution of higher learning was needed for the development of their young and growing community. Since the first class of 560 students enrolled in the fall of 1926, the University has expanded to more than 15,000 undergraduate and graduate students from every state and more than 114 nations around the world. The school's colors, representative of the Florida orange tree, were selected in 1926. Orange symbolizes the fruit of the tree, green represents the leaves and white, the blossoms.

The **University of North Carolina**, located in Chapel Hill, has been called "the perfect college town," making its tree-lined streets and balmy atmosphere what a college should look and feel like. Its inception in 1795 makes it one of the oldest schools in the nation; its nickname of Tar Heels stems from the tar pitch and turpentine that were the state's principal industry. The nickname is as old as the school, for it was born during the Revolutionary War when tar was dumped into the streams to impede the advance of British forces.

**North Carolina State University** is located in the state capital of Raleigh. It opened in 1889 as a land-grant agricultural and mechanical school and was known as A&M or Aggies or Farmers for over a quarter century. The school's colors of pink and blue were gone by 1895; brown and white were tried for a year, but the students finally chose red and white to represent the school. An unhappy fan in 1922 said State football players behaved like a pack of wolves, and the term that was coined in derision became a badge of honor.

The **University of Virginia** was founded in 1819 by Thomas Jefferson and is one of the honors on his tombstone for which he wanted to be remembered. James Madison and James Monroe were on the board of governors in the early years. The Rotunda, a half-scale version of the Pantheon which faces the Lawn, is the focal point of the grounds as the campus is called. Jefferson wanted his school to educate leaders in practical affairs and public service, not just train teachers.

**Virginia Polytechnic Institute and State University** was established in 1872 as an all-male military school dedicated to the original land-grant mission of teaching agriculture and engineering. The University has grown from a small college of 132 students into the largest institution of higher education in the state during its 132-year history. Located in Southwest Virginia on a plateau between the Blue Ridge and Allegheny Mountains, the campus consists of 334 buildings and 20 miles of sidewalks over 2,600 acres. The official school colors — Chicago maroon and burnt orange — were selected in 1896 because they made a "unique combination" not worn elsewhere at the time.

**Wake Forest University** was started in 1834 on Calvin Jones' plantation amid the stately pine forest of Wake County. The Baptist seminary is still there, but the school was moved to Winston-Salem in 1956 on a site donated by Charles H. and Mary Reynolds Babcock. President Harry S. Truman attended the ground-breaking ceremonies that brought a picturesque campus of Georgian architecture and painted roofs. Wake's colors have been black and gold since 1895, thanks to a badge designed by student John Heck who died before he graduated.

## SCHOOL AFFILIATIONS

**Boston College** — Charter member of the Big East Conference in 1979; joined the ACC in July, 2005.

**Clemson** — Charter member of the Southern Intercollegiate Athletic Association in 1894; charter member of the Southern Conference in 1921; charter member of the Atlantic Coast Conference (ACC) in 1953.

**Duke** — Joined the Southern Conference in December, 1928; charter member of the ACC in 1953.

**Florida State** — Charter member of the Dixie Conference in 1948; joined the Metro Conference in July, 1976; joined the ACC in July, 1991.

**Georgia Tech** — Charter member of the Southern Intercollegiate Athletic Association in 1894; charter member of the Southern Conference in 1921; charter member of the SEC in 1932; joined the ACC in April, 1978.

**Maryland** — Charter member of the Southern Conference in 1921; charter member of the ACC in 1953.

**Miami** — Charter member of the Big East Football Conference in 1991; joined the ACC in July, 2004.

**North Carolina** — Charter member of the Southern Intercollegiate Athletic Association in 1894; charter member of the Southern Conference in 1921; charter member of the ACC in 1953.

**NC State** — Charter member of the Southern Conference in 1921; charter member of the ACC in 1953.

**Virginia** — Charter member of the Southern Intercollegiate Athletic Association in 1894; charter member of the Southern Conference in 1921; resigned from Southern Conference in December, 1936; joined the ACC in December, 1953.

**Virginia Tech** — Charter member of the Southern Conference in 1921; withdrew from the Southern Conference in June, 1965; became a charter member of the Big East Football Conference on Feb. 5, 1991; joined the ACC in July, 2004.

**Wake Forest** — Joined the Southern Conference in February, 1936; charter member of the ACC in 1953.

## 2008-2009 ACC STANDINGS

Team	CONFERENCE						OVERALL					
	W	L	Pct	Home	Road	W	L	Pct	Home	Road	Neut	Streak
North Carolina	13	3	.812	7-1	6-2	34	4	.895	14-1	10-2	10-1	Won 6
Duke	11	5	.688	7-1	4-4	30	7	.811	16-1	6-5	8-1	Lost 1
Wake Forest	11	5	.688	7-1	4-4	24	7	.774	14-1	7-4	3-2	Lost 2
Florida State	10	6	.625	6-2	4-4	25	10	.714	13-3	7-5	5-2	Lost 2
Clemson	9	7	.563	5-3	4-4	23	9	.719	13-3	7-4	3-2	Lost 3
Boston College	9	7	.563	5-3	4-4	22	12	.647	15-4	5-5	2-3	Lost 2
Maryland	7	9	.438	5-3	2-6	21	14	.600	14-4	2-6	5-4	Lost 1
Virginia Tech	7	9	.438	4-4	3-5	19	15	.559	10-6	5-6	4-3	Lost 1
Miami	7	9	.438	5-3	2-6	19	13	.594	12-4	5-7	2-2	Lost 1
NC State	6	10	.375	5-3	1-7	16	14	.533	14-4	2-9	0-1	Lost 2
Virginia	4	12	.250	3-5	1-7	10	18	.357	9-8	1-9	0-1	Lost 1
Georgia Tech	2	14	.125	2-6	0-8	12	19	.387	9-8	2-10	1-1	Lost 1

2008-2009 ACC REVIEW INDIVIDUAL STATISTICS - ALL GAMES

SCORING AVERAGE

Rk.	Player, Class, Team	NCAA	G	FG	3FG	FT	Pts.	PG
1.	Toney Douglas, Sr., FSU	16	35	239	85	188	751	21.5
2.	Tyler Hansbrough, Sr., UNC	20	34	223	9	249	704	20.7
3.	Jack McClinton, Sr., Miami	37	32	200	101	116	617	19.3
4.	A.D. Vassallo, Sr., VT	41	34	232	83	101	648	19.1
5.	Jeff Teague, So., WF	46	31	180	45	179	584	18.8
6.	Malcolm Delaney, So., VT		34	160	70	225	615	18.1
7.	Greivis Vasquez, Jr., Md.		35	218	66	111	613	17.5
8.	Tyrese Rice, Sr., BC		33	162	61	172	557	16.9
9.	Ty Lawson, Jr., UNC		35	182	51	166	581	16.6
10.	Sylvan Landesberg, Fr., Uva		28	150	16	148	464	16.6
11.	Gerald Henderson, Jr., Duke		37	213	41	143	610	16.5
12.	Kyle Singler, So., Duke		37	208	69	124	609	16.5
13.	Wayne Ellington, Jr., UNC		38	215	85	87	602	15.8
14.	Lewis Clinch, Sr., GT		24	128	71	45	372	15.5
15.	Trevor Booker, Jr., Clem.		32	189	9	104	491	15.3
16.	Gani Lawal, So., GT		31	184	0	99	467	15.1
17.	James Johnson, So., WF		31	187	22	69	465	15.0
18.	Jon Scheyer, Jr., Duke		37	146	79	179	550	14.9
19.	K.C. Rivers, Sr., Clem.		32	173	69	38	453	14.2
20.	Jeff Allen, So., VT		33	158	17	118	451	13.7
21.	Joe Trapani, So., BC		34	157	52	91	457	13.4
22.	Brandon Costner, Jr., NCS		30	133	42	90	398	13.3
23.	Terrence Oglesby, So., Clem.		32	129	92	71	421	13.2
24.	Danny Green, Sr., UNC		38	184	77	52	497	13.1
25.	Al-Farouq Aminu, Fr., WF		31	146	7	102	401	12.9

FIELD GOAL PERCENTAGE

Rk.	Player, Class, Team	NCAA	G	FGM-A	Pct.
1.	Trevor Booker, Jr., Clem.	28	32	189-331	.571
2.	Gani Lawal, So., GT	35	31	184-331	.556
3.	James Johnson, So., WF	46	31	187-345	.542
4.	Ty Lawson, Jr., UNC		35	182-342	.532
5.	Alade Aminu, Sr., GT		31	155-297	.522
6.	Tyler Hansbrough, Sr., UNC		34	223-434	.514
7.	Jeff Teague, So., WF		31	180-371	.485
8.	Wayne Ellington, Jr., UNC		38	215-445	.483
9.	Gerald Henderson, Jr., Duke		37	213-473	.450
10.	A.D. Vassallo, Sr., VT		34	232-516	.450

FREE THROW PERCENTAGE

Rk.	Player, Class, Team	NCAA	G	FTM-A	Pct.
1.	Jack McClinton, Sr., UM	10	32	116-131	.885
2.	Malcolm Delaney, So., VT	20	34	225-259	.869
3.	Greivis Vasquez, Jr., Md.	22	35	111-128	.867
4.	Tyrese Rice, Sr., BC	30	33	172-201	.856
5.	Uche Echefu, Sr., FSU	40	33	89-105	.848
6.	Tyler Hansbrough, Sr., UNC		34	249-296	.841
7.	Jon Scheyer, Jr., Duke		37	179-214	.836
8.	A.D. Vassallo, Sr., VT		34	101-121	.835
9.	Jeff Teague, So., WF		31	179-219	.817
10.	Toney Douglas, Sr., FSU		35	188-232	.810

3-PT FG PERCENTAGE

Rk.	Player, Class, Team	NCAA	G	3FGM-A	Pct.
1.	Jack McClinton, Sr., UM	6	32	101-223	.453
2.	Terrence Oglesby, So., Clem.	46	32	92-237	.388
3.	Lewis Clinch, Sr., GT		24	71-210	.338

REBOUNDS PER GAME

Rk.	Player, Class, Team	NCAA	G	Reb.	PG
1.	Trevor Booker, Jr., Clem.	22	32	311	9.7
2.	Gani Lawal, So., GT	25	31	294	9.5
3.	James Johnson, So., WF		31	264	8.5
4.	Jeff Allen, So., VT		33	277	8.4
5.	Al-Farouq Aminu, Fr., WF		31	253	8.2
6.	Tyler Hansbrough, Sr., UNC		34	276	8.1
7.	Alade Aminu, Sr., GT		31	247	8.0
8.	Ben McCauley, Sr., NCS		30	234	7.8
9.	Kyle Singler, So., Duke		37	284	7.7
10.	Mike Scott, So., Uva		28	208	7.4

ASSISTS PER GAME

Rk.	Player, Class, Team	NCAA	G	Ast.	PG
1.	Ty Lawson, Jr., UNC	8	35	230	6.6
2.	Tyrese Rice, Sr., BC	27	33	176	5.3
3.	Greivis Vasquez, Jr., Md.	38	35	176	5.0
4.	Iman Shumpert, Fr., GT	44	31	154	5.0
5.	Malcolm Delaney, So., VT		34	152	4.5
6.	Demontez Stitt, So., Clem.		32	121	3.8
7.	Jeff Teague, So., WF		31	110	3.6
8.	Ishmael Smith, Jr., WF		29	100	3.5
9.	Eric Hayes, Jr., Md.		35	112	3.2
10.	Sammy Zeglinski, Fr., Uva		28	84	3.0

STEALS PER GAME

Rk.	Player, Class, Team	NCAA	G	Stl.	PG
1.	Ty Lawson, Jr., UNC	33	35	75	2.1
2.	Iman Shumpert, Fr., GT	45	31	64	2.1
3.	Jeff Teague, So., WF		31	58	1.9
4.	Jeff Allen, So., VT		33	61	1.9
5.	Toney Douglas, Sr., FSU		35	63	1.8
6.	Danny Green, Sr., UNC		38	67	1.8
7.	K.C. Rivers, Sr., Clem.		32	55	1.7
8.	Jon Scheyer, Jr., Duke		37	58	1.6
9.	Rakim Sanders, So., BC		34	53	1.6
10.	Chris Singleton, Fr., FSU		35	54	1.5

3-PT FIELD GOALS PER GAME

Rk.	Player, Class, Team	NCAA	G	3FG	PG
1.	Jack McClinton, Sr., UM	22	32	101	3.2
2.	Lewis Clinch, Sr., GT	29	24	71	3.0
3.	Terrence Oglesby, So., Clem.	39	32	92	2.9
4.	A.D. Vassallo, Sr., VT		34	83	2.4
5.	Toney Douglas, Sr., FSU		35	85	2.4
6.	Wayne Ellington, Jr., UNC		38	85	2.2
7.	K.C. Rivers, Sr., Clem.		32	69	2.2
8.	Jon Scheyer, Jr., Duke		37	79	2.1
9.	Malcolm Delaney, So., VT		34	70	2.1
10.	Danny Green, Sr., UNC		38	77	2.0

BLOCKED SHOTS PER GAME

Rk.	Player, Class, Team	NCAA	G	Bk.	PG
1.	Solomon Alabi, Fr., FSU	36	35	73	2.1
2.	Trevor Booker, Jr., Clem.	49	32	63	2.0
3.	Alade Aminu, Sr., GT		31	55	1.8
4.	Ed Davis, Fr., UNC		38	65	1.7
5.	Assane Sene, Fr., Uva		22	35	1.6
6.	James Johnson, So., WF		31	48	1.6
7.	Gani Lawal, So., GT		31	46	1.5
8.	Jerai Grant, So., Clem.		32	45	1.4
9.	Chris Singleton, Fr., FSU		35	47	1.3
10.	Danny Green, Sr., UNC		38	51	1.3

OFFENSIVE REBOUNDS PER GAME

Rk.	Player, Class, Team	G	Reb	PG
1.	Gani Lawal, So., GT	31	111	3.6
2.	Mike Scott, So., Uva	28	95	3.4
3.	Trevor Booker, Jr., Clem.	32	107	3.3
4.	Corey Raji, So., BC	34	112	3.3
5.	Dwayne Collins, Jr., Miami	31	95	3.1
6.	Tyler Hansbrough, Sr., UNC	34	103	3.0
7.	Kyle Singler, So., Duke	37	112	3.0
8.	Jeff Allen, So., VT	33	93	2.8
9.	Landon Millbourne, Jr., Md.	35	94	2.7
10.	Alade Aminu, Sr., GT	31	80	2.6

ASSIST-TO-TURNOVER RATIO

Rk.	Player, Class, Team	NCAA	Ast	TO	Ratio
1.	Ty Lawson, Jr., UNC	3	230	66	3.48
2.	Eric Hayes, Jr., Md.		112	61	1.84
3.	Greivis Vasquez, Jr., Md.		176	98	1.80
4.	Ishmael Smith, Jr., WF		100	59	1.69
5.	Malcolm Delaney, So., VT		152	97	1.57
6.	Demontez Stitt, So., Clem.		121	81	1.49
7.	Tyrese Rice, Sr., BC		176	125	1.41
8.	Iman Shumpert, Fr., GT		154	116	1.33
9.	Sammy Zeglinski, Fr., Uva		84	70	1.20
10.	Lewis Clinch, Sr., GT		72	61	1.18

MINUTES PER GAME

Rk.	Player, Class, Team	G	Min.	PG
1.	Malcolm Delaney, So., VT	34	1255	36.9
2.	A.D. Vassallo, Sr., VT	34	1247	36.7
3.	Toney Douglas, Sr., FSU	35	1279	36.5
4.	Lewis Clinch, Sr., GT	24	832	34.7
5.	Greivis Vasquez, Jr., Md.	35	1210	34.6
6.	Sylvan Landesberg, Fr., Uva	28	957	34.2
7.	Tyrese Rice, Sr., BC	33	1101	33.4
8.	Jon Scheyer, Jr., Duke	37	1214	32.8
9.	Kyle Singler, So., Duke	37	1193	32.2
10.	Jack McClinton, Sr., Miami	32	1030	32.2

Toney Douglas led the ACC in scoring, was named the ACC Defensive Player of the Year, was the ACC Player of the Year runner-up and earned All-ACC First Team honors in 2008. He was the first player in school history to be named the top defender in the ACC.





# 2008-2009 ACC REVIEW TEAM STATISTICS - ALL GAMES

## SCORING OFFENSE

Rk.	Team	NCAA	G	W-L	Pts.	PG
1.	North Carolina	2	38	34-4	3413	89.8
2.	Wake Forest	6	31	24-7	2510	81.0
3.	Clemson	17	32	23-9	2507	78.3
4.	Duke	27	37	30-7	2867	77.5
5.	Boston College	63	34	22-12	2528	74.4
6.	NC State	83	30	16-14	2189	73.0
7.	Miami	90	32	19-13	2325	72.7
8.	Virginia Tech	91	34	19-15	2470	72.6
9.	Maryland	103	35	21-14	2512	71.8
10.	Georgia Tech	111	31	12-19	2208	71.2
11.	Virginia	133	28	10-18	1960	70.0
12.	Florida State	159	35	25-10	2392	68.3

## SCORING DEFENSE

Rk.	Team	NCAA	G	W-L	Pts.	PG
1.	Florida State	96	35	25-10	2271	64.9
2.	Duke	119	37	30-7	2439	65.9
3.	Miami	132	32	19-13	2123	66.3
4.	Clemson	177	32	23-9	2177	68.0
5.	Maryland	204	35	21-14	2419	69.1
6.	NC State	213	30	16-14	2087	69.6
7.	Boston College	234	34	22-12	2397	70.5
8.	Virginia Tech	245	34	19-15	2405	70.7
9.	Wake Forest	246	31	24-7	2193	70.7
10.	Georgia Tech	263	31	12-19	2216	71.5
11.	North Carolina	275	38	34-4	2735	72.0
12.	Virginia	282	28	10-18	2029	72.5

## SCORING MARGIN

Rk.	Team	NCAA	G	Off.	Def.	Mar.
1.	North Carolina	1	38	89.8	72.0	17.8
2.	Duke	10	37	77.5	65.9	11.6
3.	Clemson	16	32	78.3	68.0	10.3
4.	Wake Forest	18	31	81.0	70.7	10.2
5.	Miami	60	32	72.7	66.3	6.3
6.	Boston College	109	34	74.4	70.5	3.9
7.	Florida State	117	35	68.3	64.9	3.5
8.	NC State	118	30	73.0	69.6	3.4
9.	Maryland	130	35	71.8	69.1	2.7
10.	Virginia Tech	150	34	72.6	70.7	1.9
11.	Georgia Tech	194	31	71.2	71.5	-0.3
12.	Virginia	240	28	70.0	72.5	-2.5

## FIELD GOAL PERCENTAGE

Rk.	Team	NCAA	G	FG	FGA	Pct.
1.	Wake Forest	4	31	906	1849	.490
2.	North Carolina	15	38	1205	2509	.480
3.	NC State	25	30	773	1626	.475
4.	Clemson	54	32	912	1971	.463
5.	Duke	126	37	971	2186	.444
6.	Boston College	137	34	885	2000	.443
7.	Virginia Tech	166	34	845	1934	.437
8.	Georgia Tech	172	31	815	1868	.436
9.	Florida State	183	35	820	1886	.435
10.	Miami	219	32	796	1865	.427
11.	Maryland	229	35	924	2179	.424
12.	Virginia	255	28	701	1682	.417

## FREE THROW PCT.

Rk.	Team	NCAA	G	FT	FTA	Pct.
1.	Maryland	9	35	463	611	.758
2.	North Carolina	18	38	739	983	.752
3.	Virginia	27	28	402	543	.740
4.	Boston College	31	34	541	733	.738
5.	Duke	54	37	658	904	.728
6.	Florida State	59	35	536	739	.725
7.	Virginia Tech	61	34	573	791	.724
8.	NC State	78	30	441	615	.717
9.	Wake Forest	93	31	572	804	.711
10.	Clemson	176	32	427	621	.688
11.	Miami	189	32	482	706	.683
12.	Georgia Tech	309	31	419	665	.630

## 3-POINT FIELD GOAL PERCENTAGE

Rk.	Team	NCAA	G	3FG	FGA	Pct.
1.	North Carolina	20	38	264	682	.387
2.	NC State	42	30	202	538	.375
3.	Clemson	46	32	256	684	.374
4.	Miami	63	32	251	682	.368
5.	Duke	127	37	267	766	.349
6.	Florida State	155	35	216	631	.342
7.	Virginia Tech	173	34	207	615	.337
8.	Boston College	183	34	217	649	.334
9.	Maryland	191	35	201	604	.333
10.	Georgia Tech	227	31	159	492	.323
11.	Wake Forest	234	31	126	394	.320
12.	Virginia	242	28	156	494	.316

## FIELD GOAL PERCENTAGE DEFENSE

Rk.	Team	NCAA	G	FG	FGA	Pct.
1.	Florida State	9	35	771	1994	.387
2.	Miami	24	32	738	1863	.396
3.	Wake Forest	31	31	770	1933	.399
4.	North Carolina	64	38	1013	2468	.410
5.	Georgia Tech	81	31	769	1848	.416
6.	Virginia Tech	115	34	842	2000	.421
7.	Maryland	117	35	872	2068	.422
8.	Boston College	125	34	857	2014	.426
9.	Clemson	148	32	794	1842	.431
10.	NC State	156	30	772	1789	.432
11.	Duke	171	37	905	2086	.434
12.	Virginia	192	28	724	1653	.438

## REBOUND MARGIN

Rk.	Team	NCAA	G	Own	Opp.	Mar.
1.	North Carolina	17	38	41.9	35.6	6.3
2.	Wake Forest	22	31	40.7	34.8	5.9
3.	Miami	30	32	39.8	34.6	5.2
4.	NC State	58	30	35.8	32.4	3.4
5.	Virginia Tech	71	34	37.0	33.9	3.1
6.	Duke	81	37	36.4	33.7	2.7
7.	Boston College	83	34	37.0	34.3	2.7
8.	Georgia Tech	101	31	39.1	36.9	2.2
9.	Clemson	109	32	37.2	35.2	1.9
10.	Virginia	131	28	36.8	35.4	1.4
11.	Florida State	151	35	35.8	34.9	0.9
12.	Maryland	246	35	36.4	38.1	-1.7

## TURNOVER MARGIN

Rk.	Team	NCAA	G	Own	Opp.	Mar.
1.	Duke	8	37	12.3	16.4	4.1
2.	North Carolina	17	38	12.4	15.9	3.5
3.	Maryland	25	35	12.2	15.5	3.3
4.	Clemson	34	32	14.3	17.2	2.9
5.	Wake Forest	173	31	15.9	15.7	-0.2
6.	Florida State	187	35	15.7	15.3	-0.4
7.	Miami	191	32	13.3	12.9	-0.5
8.	Georgia Tech	203	31	16.8	16.2	-0.6
9.	Virginia Tech	205	34	13.5	12.9	-0.6
10.	Virginia	217	28	14.8	14.0	-0.8
11.	Boston College	225	34	13.4	12.6	-0.9
12.	NC State	313	30	14.5	11.2	-3.3



Florida State defeated No. 1 ranked North Carolina, 73-71, in the semifinals of the ACC Tournament. The victory advanced the Seminoles to the ACC Tournament championship game for the first time in school history.

2008-2009 ACC REVIEW TEAM STATISTICS - ALL GAMES

ASSIST/TURNOVER RATIO

Rk.	Team	NCAA	G	Own	Opp.	Mar.
1.	North Carolina	4	38	18.0	12.4	1.45:1
2.	Maryland	37	35	14.6	12.2	1.19:1
3.	Boston College	63	34	14.8	13.4	1.10:1
4.	Duke	76	37	13.3	12.3	1.08:1
5.	NC State	95	30	15.3	14.5	1.05:1
6.	Clemson	96	32	14.9	14.3	1.05:1
7.	Virginia Tech	134	34	13.4	13.5	0.99:1
8.	Miami	161	32	12.7	13.3	0.95:1
9.	Georgia Tech	208	31	14.9	16.8	0.89:1
10.	Virginia	246	28	12.4	14.8	0.84:1
11.	Wake Forest	253	31	13.1	15.9	0.82:1
12.	Florida State	281	35	12.1	15.7	0.77:1

BLOCKED SHOTS PER GAME

Rk.	Team	NCAA	G	Bk.	PG
1.	Clemson	10	32	187	5.8
2.	Florida State	11	35	202	5.8
3.	Wake Forest	12	31	176	5.7
4.	North Carolina	20	38	196	5.2
5.	Georgia Tech	26	31	154	5.0
6.	Virginia Tech	43	34	155	4.6
7.	Boston College	57	34	147	4.3
8.	Maryland	64	35	145	4.1
9.	Virginia	68	28	112	4.0
10.	Duke	72	37	146	4.0
11.	Miami	86	32	122	3.8
12.	NC State	91	30	114	3.8

3-POINT FIELD GOAL PCT. DEFENSE

Rk.	Team	NCAA	G	3FG	FGA	Pct.
1.	Wake Forest	17	31	207	681	.304
2.	Miami	57	32	226	703	.321
3.	Georgia Tech	65	31	201	620	.324
4.	Florida State	76	35	239	731	.327
5.	Boston College	84	34	197	600	.328
6.	Virginia	119	28	175	524	.334
7.	NC State	120	30	173	518	.334
8.	North Carolina	134	38	274	814	.337
9.	Virginia Tech	152	34	238	704	.338
10.	Duke	154	37	183	541	.338
11.	Maryland	202	35	245	706	.347
12.	Clemson	265	32	190	529	.359

STEALS PER GAME

Rk.	Team	NCAA	G	Stl.	PG
1.	Clemson	7	32	298	9.3
2.	North Carolina	26	38	325	8.6
3.	Duke	32	37	311	8.4
4.	Wake Forest	36	31	258	8.3
5.	Georgia Tech	40	31	256	8.3
6.	Florida State	46	35	284	8.1
7.	Maryland	69	35	268	7.7
8.	Virginia Tech	181	34	221	6.5
9.	Virginia	191	28	179	6.4
10.	Boston College	217	34	208	6.1
11.	Miami	221	32	194	6.1
12.	NC State	268	30	168	5.6

3-POINT FIELD GOALS MADE PER GAME

Rk.	Team	NCAA	G	3FG	PG
1.	Clemson	34	32	256	8.0
2.	Miami	43	32	251	7.8
3.	Duke	74	37	267	7.2
4.	North Carolina	93	38	264	7.0
5.	NC State	118	30	202	6.7
6.	Boston College	147	34	217	6.4
7.	Florida State	169	35	216	6.2
8.	Virginia Tech	178	34	207	6.1
9.	Maryland	214	35	201	5.7
10.	Virginia	227	28	156	5.6
11.	Georgia Tech	267	31	159	5.1
12.	Wake Forest	319	31	126	4.1

ASSISTS PER GAME

Rk.	Team	NCAA	G	Stl.	PG
1.	North Carolina	5	38	685	18.0
2.	NC State	47	30	458	15.3
3.	Clemson	60	32	478	14.9
4.	Georgia Tech	63	31	462	14.9
5.	Boston College	66	34	503	14.8
6.	Maryland	74	35	511	14.6
7.	Virginia Tech	134	34	454	13.4
8.	Duke	142	37	492	13.3
9.	Wake Forest	156	31	405	13.1
10.	Miami	186	32	406	12.7
11.	Virginia	210	28	348	12.4
12.	Florida State	236	35	423	12.1

2008-09 ALL-ACC TEAMS

FIRST TEAM

Tyler Hansbrough, Sr.	.....	North Carolina*
Toney Douglas, Sr.	.....	Florida State
Ty Lawson, Jr.	.....	North Carolina
Gerald Henderson, Jr.	.....	Duke
Jack McClinton, Sr.	.....	Miami

SECOND TEAM

Jeff Teague, So.	.....	Wake Forest
Trevor Booker, Jr.	.....	Clemson
Tyrese Rice, Sr.	.....	Boston College
Kyle Singler, So.	.....	Duke
Greivis Vasquez, Jr.	.....	Maryland

THIRD TEAM

James Johnson, So.	.....	Wake Forest
Malcolm Delaney, So.	.....	Virginia Tech
A.D. Vassallo, Sr.	.....	Virginia Tech
Danny Green, Sr.	.....	North Carolina
Gani Lawal, So.	.....	Georgia Tech

HONORABLE MENTION

Wayne Ellington, Jr.	.....	North Carolina
K.C. Rivers, Sr.	.....	Clemson
Sylven Landesberg, Fr.	.....	Virginia

ALL-FRESHMAN

Sylven Landesberg	.....	Virginia*
Al-Farouq Aminu	.....	Wake Forest*
Iman Shumpert	.....	Georgia Tech
Solomon Alabi	.....	Florida State
Ed Davis	.....	North Carolina

HONORABLE MENTION

Chris Singleton	.....	Florida State
-----------------	-------	---------------

ALL-DEFENSIVE

Toney Douglas, Sr.	.....	Florida State
Trevor Booker, Jr.	.....	Clemson
Solomon Alabi, Fr.	.....	Florida State
Danny Green, Sr.	.....	North Carolina
L.D. Williams, Jr.	.....	Wake Forest

HONORABLE MENTION

Cliff Hammonds, Sr.	.....	Clemson
D'Andre Bell, Jr.	.....	Georgia Tech
Tyler Hansbrough, Jr.	.....	North Carolina
Jeff Allen, Fr.	.....	Virginia Tech
Deron Washington, Sr.	.....	Virginia Tech
James Mays, Sr.	.....	Clemson

PLAYER OF THE YEAR (in order of voting)

Ty Lawson, Jr.	.....	North Carolina
Toney Douglas, Sr.	.....	Florida State
Tyler Hansbrough, Sr.	.....	North Carolina

ROOKIE OF THE YEAR (order of voting)

Sylven Landesberg	.....	Virginia
Al-Farouq-Aminu	.....	Wake Forest


COACH OF THE YEAR (in order of voting)

Leonard Hamilton	.....	Florida State
Al Skinner	.....	Boston College
Dino Gaudio	.....	Wake Forest
Oliver Purnell	.....	Clemson
Roy Williams	.....	North Carolina
Gary Williams	.....	Maryland

DEFENSIVE PLAYER OF THE YEAR (in order of voting)

Toney Douglas, Sr.	.....	Florida State
Trevor Booker, Jr.	.....	Clemson
Solomon Alabi, Fr.	.....	Florida State
Danny Green, Sr.	.....	North Carolina
L.D. Williams, Jr.	.....	Wake Forest

\* denotes unanimous selection



Solomon Alabi was the only freshman named to the All-ACC Defensive Team, finished third in the balloting for ACC Defensive Player of the Year honors, was named to the All-ACC Freshman Team and to the All-ACC Tournament Second Team in 2009 as he became only the seventh freshman in ACC history to lead the conference in blocked shots.