

ALL-TIME INDIVIDUAL RECORDS

Most Points

Game: 46, Ron King vs. Georgia Southern, Feb. 11, 1971
 Season: 751, Toney Douglas, 2008-09
 Career: 2,130, Bob Sura, 1991-95

Most Field Goals

Game: 21, Ron King vs. Georgia Southern, Feb. 11, 1971
 Season: 262, Ron King, 1970-71
 Career: 731, Bob Sura, 1991-95

Most Field Goal Attempts

Game: 37, Ham Wernke vs. Tampa, Feb. 14, 1953
 Season: 558, Ron King, 1971-72
 Career: 1,626, Bob Sura, 1991-95

Best Field Goal Percentage

Game: 1.000 (10-10), Tat Hunter vs. Tampa, Nov. 23, 1985;
 (10-10), Douglas Edwards vs. UNC Asheville, Jan. 2, 1992
 Season: .691 (237-343), Murray Brown, 1978-79
 Career: .668 (566-847), Murray Brown, 1976-80

Most 3-Point Field Goals Made

Game: 10, George McCloud vs. La Salle, Feb. 23, 1989
 Season: 115, George McCloud, 1988-89
 Career: 255, James Collins, 1993-97

Most 3-Point Field Goals Attempted

Game: 17, George McCloud vs. La Salle, Feb. 23, 1989
 Season: 270, Tim Pickett, 2003-04
 Career: 686, James Collins, 1993-97

Best 3-Point Field Goal Percentage

Game: 1.000 (7-7), Sam Cassell vs. Tulane, March 20, 1993;
 (7-7), James Collins vs. South Florida, Nov. 29, 1994
 Season: .460 (46-100), Tharon Mayes, 1987-88
 Career: .457 (80-175), LaRae Davis, 1986-87

Most Free Throws

Game: 22, Jim Oler at Rollins, Jan. 31, 1955;
 Jim Oler vs. Morningside, Dec. 16, 1955
 Season: 310, Jim Oler, 1955-56
 Career: 761, Jim Oler, 1952-56

Most Free Throw Attempts

Game: 30, Jim Oler vs. Morningside, Dec. 16, 1955
 Season: 380, Jim Oler, 1955-56
 Career: 975, Jim Oler, 1952-56

Best Free Throw Percentage

Game: 1.000 (16-16), Bob Sura vs. South Florida, Nov. 29, 1994
 Season: .895 (51-57), Ken Macklin, 1969-70
 Career: .817 (161-197), Granville Arnold, 1983-85

Most Rebounds

Game: 32, Rick Benson vs. Florida Southern, Jan. 7, 1955
 Season: 456, Dave Cowens, 1967-68
 Career: 1,340, Dave Cowens, 1967-70

Most Assists

Game: 16, Otto Petty vs. South Alabama, Feb. 19, 1972; Tony William vs. Jacksonville, Feb. 12, 1983
 Season: 227, Otto Petty, 1970-71
 Career: 688, Delvon Arrington, 1999-02

Most Steals

Game: 9, Tony William vs. Memphis State, Feb. 26, 1983; Charlie Ward vs. South Carolina, March 2, 1991;
 Bob Sura vs. Georgia Tech, March 2, 1995
 Season: 97, Sam Cassell, 1992-93
 Career: 238, Charlie Ward, 1990-94

Most Blocked Shots

Game: 9, Andre Reid vs. Bethune-Cookman, Dec. 5, 1993;
 Corey Louis vs. Maryland, Jan. 10, 1995
 Season: 111, Rodney Dobard, 1992-93
 Career: 240, Rodney Dobard, 1989-93

Best Scoring Average

Season: 29.7, Jim Oler, 1955-56
 Career: 23.2, Mitchell Wiggins, 1981-83


Best Rebounding Average

Season: 17.5, Dave Cowens, 1968-69
 Career: 17.2, Dave Cowens, 1967-70

SCORING LEADERS

Game	Name	Date	Points	Season Average	Name	Year	Avg.
1.	Ron King vs. Georgia Southern	Feb. 11, 1971	46	1.	Jim Oler	1955-56	29.7
2.	Al Thornton vs. Miami	March 3, 2007	45	2.	Mitchell Wiggins	1981-82	23.8
3.	Hugh Durham vs. Stetson	Jan. 19, 1957	43	3.	Tharon Mayes	1989-90	23.3
	Dave Fedor vs. Miami	Feb. 27, 1960	43	4.	George McCloud	1988-89	22.8
5.	Jim Oler vs. Morningside	Dec. 16, 1955	42	5.	Ron King	1970-71	22.7
	Murray Brown at Auburn	Dec. 4, 1978	42		Mitchell Wiggins	1982-83	22.7
7.	Jim Oler vs. Georgia Teachers College	Jan. 14, 1956	41	7.	Hugh Durham	1958-59	21.9
8.	Pee Wee Barber vs. Miami	Feb. 26, 1987	40	8.	Murray Brown	1978-79	21.7
9.	Ham Wernke vs. Tampa	Jan. 12, 1953	38	9.	Toney Douglas	2008-09	21.9
	Jim Oler vs. Troy State	Feb. 6, 1956	38	10.	Ham Wernke	1952-53	21.3
	Dave Fedor at Tampa	Feb. 26, 1962	38	11.	Dave Fedor	1959-60	21.2
	David Thompson vs. South Alabama	Jan. 22, 1977	38		Bob Sura	1993-94	21.2
	Tharon Mayes vs. Rhode Island	Dec. 29, 1989	38	13.	Jim Oler	1954-55	21.1
14.	Dave Fedor vs. Rollins	Feb. 11, 1960	37	14.	Tony Dawson	1988-89	21.0
	Mitchell Wiggins vs. Florida	Jan. 11, 1982	37	15.	Dave Fedor	1961-62	20.4
	Mitchell Wiggins vs. South Carolina	Feb. 22, 1982	37	16.	Dave Cowens	1968-69	20.3
	Mitchell Wiggins vs. Memphis State	Feb. 26, 1983	37		Mickey Dillard	1979-80	20.3
	Ron Hale vs. Wake Forest	Jan. 4, 2000	37				
19.	Hugh Durham at Georgia	Jan. 19, 1959	36				
	Mitchell Wiggins at San Diego State	Dec. 29, 1982	36				
	George McCloud at La Salle	Feb. 23, 1989	36				
22.	Ham Wernke vs. Montana State	March 7, 1955	35				
	Vernell Ellzy vs. Biscayne	Dec. 3, 1970	35				
	Reggie Royals vs. UC-Irvine	Jan. 30, 1971	35				
	Benny Clyde at Oklahoma City	Dec. 30, 1972	35				
	Larry Warren vs. Texas A&M	Jan. 4, 1974	35				
	Alton Lee Gipson at Virginia Tech	March 3, 1984	35				
	Pee Wee Barber vs. Memphis State	Feb. 11, 1987	35				
	George McCloud at Jacksonville	Jan. 11, 1989	35				
	Bob Sura at Duke	Jan. 22, 1994	35				

Ron King, who had his Seminole jersey honored in 2009, scored a school record 46 points against Georgia Southern on Feb. 11, 1971. In that victory over the Eagles he also set the school record for field goals made in a game with 21.



SCORING LEADERS

Career Average


	Name	Years	Games-Points	Avg.
1.	Mitchell Wiggins	1981-83	46-1067	23.2
2.	Dave Fedor	1959-62	72-1456	20.2
3.	Jim Oler	1952-56	91-1817	20.0
4.	Ron King	1970-73	64-1252	19.6
	Alton Lee Gipson	1983-85	61-1194	19.6
6.	Tony Dawson	1987-89	60-1161	19.4
7.	Ham Wernke	1951-55	73-1404	19.2
8.	Dave Cowens	1967-70	78-1479	19.0
9.	Hugh Durham	1956-59	73-1381	18.9
	Don Bates	1959-00	23-434	18.9
11.	Sam Cassell	1991-93	66-1211	18.3
12.	Pee Wee Barber	1986-87	59-1062	18.0
13.	Bob Sura	1991-95	119-2130	17.9
14.	Doug Edwards	1990-93	93-1604	17.2
15.	Reggie Royals	1970-73	84-1402	16.7
	Tim Pickett	2002-04	62-1038	16.7
17.	Toney Douglas	2007-09	99-1655	16.7
18.	Larry Warren	1972-75	51-840	16.5
19.	Tharon Mayes	1987-90	77-1260	16.4
20.	James Collins	1993-97	112-1793	16.0

500-Point Club (One Season)

	Name	Year	Pts.
1.	Toney Douglas	2008-09	751
2.	Jim Oler	1955-56	742
3.	Al Thornton	2006-07	690
4.	George McCloud	1988-89	683
5.	Bob Sura	1992-93	675
6.	Sam Cassell	1992-93	641
7.	Mickey Dillard	1979-80	635
8.	Murray Brown	1978-79	629
9.	Tony Dawson	1988-89	627
10.	Alton Lee Gipson	1983-84	626
11.	Ron King	1970-71	589
12.	Murray Brown	1979-80	579
13.	Pee Wee Barber	1986-87	576
14.	Ron King	1971-72	573
	Bob Sura	1993-94	573
16.	Sam Cassell	1991-92	570
17.	Alton Lee Gipson	1984-85	568
	Doug Edwards	1992-93	568
19.	Tharon Mayes	1989-90	559
20.	Jim Oler	1954-55	549
21.	Harry Davis	1977-78	546
	George McCloud	1987-88	546
23.	Mitchell Wiggins	1982-83	544
24.	Tim Pickett	2003-04	543
25.	Tony Dawson	1987-88	534
26.	Dave Fedor	1959-60	530
27.	Doug Edwards	1990-91	524
	Toney Douglas	2007-08	524
29.	Mitchell Wiggins	1981-82	523
30.	Irving Thomas	1989-90	519
31.	Mickey Dillard	1980-81	515
32.	James Collins	1996-97	514
33.	Ham Wernke	1954-55	512
	Doug Edwards	1991-92	512
35.	Hugh Durham	1956-57	509
36.	Dave Cowens	1967-68	508
	Dave Cowens	1968-69	508
38.	Hugh Durham	1958-59	504
39.	Bob Sura	1994-95	502
40.	Reggie Royals	1971-72	501
41.	David Thompson	1976-77	500

1,000-Point Club (Career)

	Name	Years	Games	FG	FT	Pts.	Avg.
1.	Bob Sura	1991-95	119	731	454	2130	17.9
2.	Jim Oler	1952-56	91	528	761	1817	20.0
3.	James Collins	1993-97	112	645	267	1793	16.0
4.	Mickey Dillard	1976-81	115	643	448	1734	15.1
5.	Toney Douglas	2007-09	99	560	357	1655	16.7
6.	Doug Edwards	1990-93	93	621	332	1604	17.2
7.	George McCloud	1985-89	117	529	315	1574	13.5
8.	Al Thornton	2003-07	124	546	366	1521	12.3
9.	Harry Davis	1974-78	108	640	234	1514	14.0
10.	Dave Cowens	1967-70	78	582	315	1479	18.9
11.	Murray Brown	1976-80	106	566	338	1470	13.9
12.	Dave Fedor	1959-62	72	585	286	1456	20.2
13.	Randy Allen	1983-87	115	592	254	1438	12.5
14.	Ham Wernke	1951-55	73	505	396	1404	19.2
15.	Reggie Royals	1970-73	84	580	242	1402	16.7
16.	Hugh Durham	1956-59	73	470	441	1381	18.9
17.	Chuck Graham	1989-94	118	503	216	1337	11.3
18.	Jason Rich	2005-08	129	510	236	1315	10.2
19.	David Thompson	1975-78	83	571	147	1289	15.5
20.	Tharon Mayes	1987-90	77	466	200	1260	16.4
21.	Ron King	1970-73	64	542	168	1252	19.6
22.	Ron Hale	1996-00	120	423	279	1236	10.3
23.	Sam Cassell	1991-93	66	440	223	1211	18.3
24.	Alton Lee Gipson	1983-85	61	496	202	1194	19.6
25.	Delvon Arrington	1998-02	118	413	227	1173	9.9
26.	Jeff Hogan	1966-69	79	466	232	1164	14.7
27.	Tony Dawson	1987-89	60	453	229	1161	19.4
28.	Gary Schull	1963-66	76	408	326	1142	15.0
29.	Corey Louis	1994-98	107	447	232	1127	10.5
30.	Lawrence McCray	1971-74	84	492	127	1111	13.2
31.	Larry Warren	1973-76	78	473	162	1108	14.2
32.	Michael Polite	1987-91	99	381	297	1070	10.8
33.	Mitchell Wiggins	1981-83	46	439	189	1067	23.2
34.	Pee Wee Barber	1985-87	59	395	200	1062	18.0
35.	Rodney Dobard	1989-93	122	456	146	1058	8.7
36.	Isaiah Swann	2004-08	120	369	143	1053	8.8
37.	Tim Pickett	2002-04	62	352	140	1038	16.7
38.	LaMarr Greer	1994-98	117	364	171	1022	8.7
39.	Tom McLaughlin	1948-52	92	409	201	1019	11.1
40.	Wayne Smalls	1973-77	104	457	102	1016	9.8
41.	Ray Swain	1959-62	72	403	194	1000	13.9



Murray Brown, who scored 1,470 points during his career, is ranked 11th in school history for points scored in a career. He helped lead Florida State to the second round of the 1978 NCAA Tournament.

1,000 POINT SCORERS



1. BOB SURA 2,130 PTS.
Guard | 6-5 | 200 | Wilkes-Barre, PA

Bob Sura tallied 2,130 points during his four seasons at FSU to become the program's all-time leading scorer. After being named ACC Rookie of the Year as a freshman, he went on to become the first player in Florida State history to be named First Team All-ACC. He was selected with the 17th overall pick in the 1995 NBA Draft by the Cleveland Cavaliers.

Year	G	FG-FGA	PCT	FT-FTA	PCT	RB-AVG	PTS-AVG
1991-92	31	124-269	.461	94-150	.627	107-3.5	380-12.3
1992-93	34	241-533	.452	120-188	.638	209-6.1	675-19.9
1993-94	27	202-431	.469	117-179	.654	213-7.9	573-21.2
1994-95	27	164-393	.417	123-179	.687	185-6.9	502-18.6
Totals	119	731-1,626	.450	454-696	.652	714-6.0	2,130-17.9



2. JIM OLER 1,817 PTS.
Guard | 5-11 | 180 | Economy, IN

After setting the mark as one of the first members of the 1,000-point club, Jim Oler held the top spot on the all-time scoring list for 39 years before passing the torch to Bob Sura. Oler still holds the single-season record for points in a season with 743. He also holds most of the Florida State free throw records including single game (22), single season (311) and career (762). Oler's career scoring average still ranks as third-best in Florida State history.

Year	G	FG-FGA	PCT	FT-FTA	PCT	RB-AVG	PTS-AVG
1952-53	20	52-139	.374	90-118	.763	—	194-9.7
1953-54	20	96-280	.343	140-188	.745	—	332-16.6
1954-55	26	164-414	.396	221-289	.765	76-2.9	549-21.1
1955-56	25	216-470	.460	311-380	.818	136-5.4	742-29.7
Totals	91	528-1,303	.405	761-975	.781	—	1,817-20.0



3. JAMES COLLINS 1,793 PTS.
Guard | 6-4 | 196 | Jacksonville, FL

James Collins' distinguished FSU career came to an end in 1997 with 1,793 points. Collins also ranks among the Seminoles' all-time top 10 in five other categories including field goals, field goal attempts, 3-pointers, 3-point attempts and steals.

Year	G	FG-FGA	PCT	FT-FTA	PCT	RB-AVG	PTS-AVG
1993-94	27	110-270	.407	39-57	.684	104-3.9	298-11.0
1994-95	27	181-354	.511	72-164	.439	116-4.3	487-18.0
1995-96	27	172-412	.417	81-120	.675	121-4.5	494-18.3
1996-97	31	182-397	.458	75-112	.670	158-5.1	514-16.6
Totals	112	645-1,433	.450	267-453	.589	499-4.5	1,793-16.0



4. MICKEY DILLARD 1,734 PTS.
Guard | 6-3 | 170 | Dania, FL

Mickey Dillard overcame a broken leg during his junior season to rank fifth on FSU's all-time scoring list. Dillard was drafted by the Atlanta Hawks after his junior year but returned for his senior season to total 1,734 points in his FSU career. Dillard was selected by Cleveland in the third round of the 1981 NBA Draft.

Year	G	FG-FGA	PCT	FT-FTA	PCT	RB-AVG	PTS-AVG
1976-77	25	53-110	.482	40-61	.656	29-1.2	146-5.8
1977-78	29	153-282	.543	92-119	.773	74-2.6	398-13.7
1978-79	2	13-26	.500	14-16	.875	8-4.0	40-20.0
1979-80	31	242-458	.528	151-197	.766	130-4.2	635-20.5
1980-81	28	182-372	.489	151-190	.795	98-3.5	515-18.4
Totals	115	643-1,248	.515	448-583	.768	339-2.9	1,734-15.1



5. TONEY DOUGLAS 1,655 PTS.
Guard | 6-2 | 205 | Jonesboro, GA

Toney Douglas earned All-American Third Team and All-ACC First Team honors during his senior season in leading the Seminoles to the NCAA Tournament for the first time since 1998 and into the championship game of the ACC Tournament for the first time in school history in 2009. He was named the ACC Defensive Player of the Year and was the ACC Player of the Year runner-up as he led the ACC in scoring with a single-season school record 751 points. Douglas was selected by the Los Angeles Lakers in the first round of the 2009 NBA Draft and traded to the New York Knicks on draft night where he continues his professional career.


Year	G	FG-FGA	PCT	FT-FTA	PCT	RB-AVG	PTS-AVG
2006-07	30	143-301	.475	63-80	.788	82-2.7	380-12.7
2007-08	34	178-414	.430	106-131	.809	108-3.2	524-15.4
2008-09	35	239-536	.446	188-232	.810	137-3.9	1,655-16.7
Totals	99	560-1,251	.448	357-443	.806	327-3.3	1,655-16.7



6. DOUG EDWARDS 1,604 PTS.
Forward | 6-9 | 220 | Miami, FL

Having received Florida's Mr. Basketball honors in 1989, Doug Edwards was touted as the best high school player in the history of the state. In only three seasons, he moved himself into the sixth position on the FSU all-time scoring list and is the only player in school history to score more than 500 points in three consecutive seasons. Edwards began his professional career with the Atlanta Hawks who drafted him in the first round in 1993. He was inducted into the FSU Athletics Hall of Fame in 2008.

Year	G	FG-FGA	PCT	FT-FTA	PCT	RB-AVG	PTS-AVG
1990-91	32	200-385	.519	112-158	.709	227-7.1	524-16.4
1991-92	30	197-385	.512	106-142	.747	271-9.0	512-17.1
1992-93	31	224-424	.528	114-158	.722	290-9.4	568-18.3
Totals	93	621-1,194	.520	332-458	.725	788-8.5	1,604-17.2



7. GEORGE MC CLOUD 1,574 PTS.
Guard | 6-6 | 205 | Daytona Beach, FL

A seldom-used forward in his first two seasons, George McCloud made the transition to guard with ease and instantly made his mark. This deadly accurate 3-point shooter holds both FSU's single-game (10) and single-season (115) 3-point shooting records. Winning All-Metro Conference honors his junior year, McCloud became a serious NBA prospect and was the first round pick of the Indiana Pacers in 1989. George is currently a collegiate scout for the Golden State Warriors.

Year	G	FG-FGA	PCT	FT-FTA	PCT	RB-AVG	PTS-AVG
1985-86	27	42-87	.483	31-49	.633	49-1.8	115-4.4
1986-87	30	87-197	.442	42-68	.618	126-4.2	230-7.7
1987-88	30	193-403	.479	88-112	.786	111-3.7	546-18.2
1988-89	30	207-462	.448	154-176	.875	109-3.6	683-22.8
Totals	117	529-1,149	.460	315-405	.778	395-3.4	1,574-13.5




8. AL THORNTON 1,521 PTS.
Forward | 6-8 | 232 | Perry, GA

Earning All-America Third Team honors by the Associated Press in 2006-07, Al Thornton was also an All-ACC First Team selection and voted as the ACC Player of the Year runner-up. He enjoyed one of the top senior years in school and ACC history during the 2006-07 season. The second player in school history to earn mention on the first, second or third team All-America teams by the Associated Press and the first Seminole since the 1989 season to earn All-America honors of third team or better, Thornton was a unanimous selection to the All-ACC First Team—only the third Seminole (Bob Sura in 1993-94 and Tim Pickett in 2003-04) to receive such an honor. Thornton was also a finalist for the Wooden, Naismith and Rupp Awards as the nation's best collegiate player his senior season.

Year	G	FG-FGA	PCT	FT-FTA	PCT	RB-AVG	PTS-AVG
2003-04	30	30-58	.517	21-42	.500	54-1.8	84-2.8
2004-05	29	101-186	.543	57-106	.538	128-4.4	263-9.1
2005-06	30	171-330	.518	122-164	.744	208-6.9	484-16.1
2006-07	35	244-460	.530	166-210	.790	251-7.2	690-19.7
Totals	124	546-1,034	.528	366-522	.701	641-5.2	1,521-12.3

1,000 POINT SCORERS



9. HARRY DAVIS 1,514 PTS.
Forward/Center | 6-7 | 220 | Cleveland, OH

Gathering the most mileage of possibly any other Seminole, Harry Davis played in several international competitions including a stop in Moscow, Russia. Davis won Seminole MVP honors as a sophomore and senior. Davis returned to his hometown to play professional ball with the Cleveland Cavaliers.


Year	G	FG-FGA	PCT	FT-FTA	PCT	RB-AVG	PTS-AVG
1974-75	26	104-185	.562	27-41	.672	147-5.7	235-9.0
1975-76	27	143-224	.638	45-71	.634	167-6.2	331-12.3
1976-77	27	176-310	.567	50-92	.543	212-7.8	402-14.8
1977-78	28	217-376	.577	112-178	.629	208-7.4	546-19.5
Totals	108	640-1,095	.584	234-382	.613	734-6.8	1,514-14.0



10. DAVE COWENS 1,479 PTS.
Center | 6-9 | 220 | Newport, KY

Honored as one of the 50 greatest players in NBA history, Dave Cowens is arguably the single greatest player in Florida State history. While at FSU, he averaged 18.9 points and 17.2 rebounds per game while shooting 52 percent from the field. Cowens also owns most Seminole rebounding records including rebounds in a season (456) and career rebounds (1,340). His talent caught the eye of the Boston Celtics who selected him fourth overall in the 1970 NBA Draft. During his rookie season with the Celtics he averaged 17 points and 15 rebounds per game and won NBA Rookie of the Year honors. In 1973 he took home both the All-Star MVP and League MVP trophies. Cowens' intensity and desire earned him seven all-star appearances and two championship rings with the Celtics in 1974 and 1976 and in 1991 an induction into the Basketball Hall of Fame.

Year	G	FG-FGA	PCT	FT-FTA	PCT	RB-AVG	PTS-AVG
1967-68	27	206-383	.538	96-131	.733	456-17.0	508-18.8
1968-69	25	202-384	.526	104-164	.634	437-17.5	508-20.3
1969-70	26	174-355	.490	115-169	.676	447-17.2	463-17.8
Totals	78	582-1,122	.520	315-464	.679	1,340-17.2	1,479-18.9



11. MURRAY BROWN 1,470 PTS.
Forward | 6-8 | 205 | Tampa, FL

Known as "Mule" by his coaches for his hard work and determination, Murray Brown led the nation in field goal shooting percentage in the 1978-79 season with a .691 percentage. Brown also holds the distinction as FSU's most accurate shooter ever with a .668 career percentage. This All-Metro Conference performer was selected by the Cleveland Cavaliers in the 1980 NBA Draft.


Year	G	FG-FGA	PCT	FT-FTA	PCT	RB-AVG	PTS-AVG
1976-77	18	38-50	.760	18-28	.642	48-2.7	94-5.2
1977-78	28	61-98	.622	46-65	.707	111-3.9	168-6.0
1978-79	29	237-343	.691	155-218	.711	242-8.3	629-21.7
1979-80	31	230-356	.646	119-172	.691	238-7.6	579-18.7
Totals	106	566-847	.668	338-483	.700	639-6.1	1,470-13.9



12. DAVE FEDOR 1,456 PTS.
Forward | 6-6 | 192 | Zephyrhills, FL

A left-hander known for his ability to do almost anything on the court with either hand, Dave Fedor led the Seminoles as co-captain in both his junior and senior seasons. Fedor's hard work and consistency were evidenced by his streak of 49 consecutive games scoring in double figures. He became the first FSU player ever picked in the NBA Draft when he was selected by Philadelphia in 1962.


Year	G	FG-FGA	PCT	FT-FTA	PCT	RB-AVG	PTS-AVG
1959-60	25	214-453	.472	102-131	.779	400-16.0	530-21.2
1960-61	24	185-365	.507	86-107	.804	336-14.0	456-19.0
1961-62	23	186-356	.522	98-125	.784	233-10.1	470-20.4
Totals	72	585-1,174	.498	286-363	.788	969-13.5	1,456-20.2



13. RANDY ALLEN 1,438 PTS.
Forward | 6-7 | 222 | Milton, FL

Milton, FL, native Randy Allen was one of the most dependable players in FSU history. Allen averaged at least 12.0 points and 6.0 rebounds per game his last three years. He was twice named All-Metro and is also a member of Florida State's 500-Board Club.


Year	G	FG-FGA	PCT	FT-FTA	PCT	RB-AVG	PTS-AVG
1983-84	30	109-211	.517	37-73	.507	148-4.9	255-8.5
1984-85	28	187-352	.531	62-101	.614	190-6.8	436-15.6
1985-86	27	152-330	.461	67-112	.598	163-6.2	371-13.7
1986-87	30	144-312	.462	88-127	.693	235-7.8	376-12.5
Totals	115	592-1,205	.491	254-413	.615	736-6.4	1,438-12.5



14. HAM WERNKE 1,404 PTS.
Guard • 6-0 • 170 • Batesville, IN

Ham Wernke was one of the best perimeter shooters in the early days of the FSU program. He averaged in double figures in each of his four seasons and at least 18 points in his last three.


Year	G	FG-FGA	PCT	FT-FTA	PCT	RB-AVG	PTS-AVG
1951-52	5	20-71	.282	17-23	.739	55-11.0	57-11.4
1952-53	22	167-422	.396	134-193	.694	—	468-21.3
1953-54	20	128-354	.362	113-148	.746	—	369-18.5
1954-55	26	190-461	.412	132-169	.781	130-5.0	512-19.7
Totals	73	505-1,308	.385	396-533	.743	—	1,404-19.2



15. REGGIE ROYALS 1,402 PTS.
Forward • 6-10 • 200 • Whiteville, NC

Helping lead the charge for a national title in 1972, Reggie Royals was an exceptional outside shooter for a player of his size. Nicknamed the "Tree" by his teammates, Royals grabbed over 300 rebounds in three consecutive seasons. He is FSU's second leading career rebounder, behind Dave Cowens, with 1,006. Royals took his talents to Philadelphia as one of their 1973 draft selections.

Year	G	FG-FGA	PCT	FT-FTA	PCT	RB-AVG	PTS-AVG
1970-71	26	191-384	.497	89-122	.730	390-15.0	471-18.1
1971-72	32	196-415	.472	109-159	.686	351-11.0	501-15.7
1972-73	26	193-382	.510	44-68	.647	265-10.2	430-16.5
Totals	84	580-1,181	.491	242-349	.693	1,006-12.0	1,402-16.7



16. HUGH DURHAM 1,381 PTS.
Guard • 5-11 • 160 • Louisville, KY

After leading the Seminoles as a player in the '50s, Hugh Durham returned to lead the Seminoles as their head coach in the '60s and '70s. As a player, Durham ranks third in points scored in a single game (43) and also scored more than 500 points in two seasons. Perhaps most notable was Durham's coaching career at FSU when he led the Seminoles to three NCAA Tournament appearances including a national championship game appearance in 1972. His career winning percentage as the Seminoles head coach was .708 which still ranks among the best in the nation.

Year	G	FG-FGA	PCT	FT-FTA	PCT	RB-AVG	PTS-AVG
1956-57	26	177-438	.404	155-213	.728	116-4.5	509-19.6
1957-58	24	122-377	.324	124-155	.800	93-3.9	368-13.3
1958-59	23	171-415	.412	162-201	.806	86-3.7	504-21.9
Totals	73	470-1,230	.382	441-569	.775	295-4.0	1,381-18.9


1,000 POINT SCORERS



17. CHUCK GRAHAM 1,337 PTS.
Guard • 5-11 | 160 | Louisville, KY

With an explosive vertical leap of 41 inches, Chuck Graham was one of the most acrobatic players to ever wear a Seminole uniform. Despite missing a year, due to a knee injury suffered three minutes into his senior season opener, Graham was granted a medical hardship and returned to be a major contributor to the Seminoles' '93-94 campaign.

Year	G	FG-FGA	PCT	FT-FTA	PCT	RB-AVG	PTS-AVG
1989-90	31	126-269	.468	51-69	.739	110-3.5	314-10.1
1990-91	32	131-306	.428	52-73	.712	86-2.7	350-10.9
1991-92	30	143-324	.441	69-85	.812	105-3.5	391-13.0
1992-93	1	0-1	.000	0-0	.000	1-1.0	0-1.0
1993-94	24	103-247	.417	44-58	.759	84-3.5	282-11.8
Totals	118	503-1,147	.439	216-285	.758	386-3.3	1,337-11.3



18. JASON RICH 1,315 PTS.
Guard • 6-3 • 211 • Pensacola, FL

A four-year starter who is ranked third in school history with 129 career games played, Jason Rich ranks third in school history with 106 career starts and is one of only three players in school history to start 100 or more games as a Seminole. He played on three postseason tournament teams and helped the Seminoles to six victories over ranked teams during his career. The Seminoles defeated No. 1-ranked Duke on March 1, 2006, with Rich in the starting lineup. He is ranked 15th in school history with 133 steals and averaged double-figure scoring for his entire career.


Year	G	FG-FGA	PCT	FT-FTA	PCT	RB-AVG	PTS-AVG
2004-05	30	64-156	.410	29-41	.707	61-2.0	163-5.4
2005-06	30	125-267	.468	42-57	.737	93-3.1	300-10.0
2006-07	35	138-263	.525	70-87	.805	121-3.5	360-10.3
2007-08	34	183-410	.446	95-123	.772	148-4.4	492-14.5
Totals	129	510-1,096	.465	236-308	.766	423-3.3	1,315-10.2



19. DAVID THOMPSON 1,289 PTS.
Forward • 6-8 • 195 • Boston, MA

After transferring from Lake City Junior College, David Thompson made an immediate impact for the Seminoles, making the All-Tournament team in the IPTAY, Cable Car and Vermont Classics in 1976-77. His trademark fall-away jump shot helped him score 1,289 points in his FSU career. Thompson was drafted by Buffalo in 1978.


Year	G	FG-FGA	PCT	FT-FTA	PCT	RB-AVG	PTS-AVG
1975-76	27	166-356	.466	58-78	.744	203-7.5	390-14.4
1976-77	27	230-495	.464	40-69	.579	205-7.5	500-18.5
1977-78	29	175-362	.483	49-69	.710	211-7.2	399-13.7
Totals	83	571-1,213	.471	147-216	.681	620-7.5	1,289-15.5



20. THARON MAYES 1,260 PTS.
Guard • 6-3 • 175 • New Haven, CT

A defensive terror because of his lightning-quick hands, Tharon Mayes had 132 steals in his career with Florida State. In the 1989-90 season, Mayes averaged 23.3 points, which is the third-best season scoring average in the FSU record book. Mayes is currently playing professional basketball in Europe.


Year	G	FG-FGA	PCT	FT-FTA	PCT	RB-AVG	PTS-AVG
1987-88	30	142-299	.475	66-90	.733	83-2.8	396-13.2
1988-89	23	126-229	.550	29-39	.744	53-2.3	305-13.3
1989-90	24	198-414	.478	105-126	.833	81-3.4	559-23.3
Totals	77	466-942	.495	200-255	.784	217-2.8	1,260-16.4



21. RON KING 1,252 PTS.
Forward • 6-4 • 185 • Louisville, KY

Ron King owns FSU's single-game scoring record with a 46-point outing against Georgia Southern in 1971. He was an All-American in 1972 and the NCAA Mideast Regional MVP in leading the Seminoles to the Final Four. He was selected by the Golden State Warriors of the NBA in 1973.


Year	G	FG-FGA	PCT	FT-FTA	PCT	RB-AVG	PTS-AVG
1970-71	26	262-521	.503	65-91	.714	130-5.0	589-22.7
1971-72	32	239-558	.428	95-126	.754	192-6.0	573-17.9
1972-73	6	41-91	.451	8-13	.615	17-3.3	90-16.5
Totals	64	542-1,170	.463	168-230	.730	339-5.3	1,252-19.6



22. RON HALE 1,236 PTS.
Forward • 6-9 • 210 • Largo, FL

Ron Hale, a two-time All-ACC selection, was one of the top scorers in Seminole history during his career. He scored 1,236 career points. Hale's career high of 37 points came against Wake Forest on Jan. 4, 2000. He signed a free-agent contract with the Miami Heat prior to the 2001 season.


Year	G	FG-FGA	PCT	FT-FTA	PCT	RB-AVG	PTS-AVG
1996-97	30	47-110	.427	27-40	.675	69-2.3	130-4.3
1997-98	32	70-147	.476	27-44	.614	127-4.0	187-5.8
1998-99	30	167-351	.476	108-135	.800	168-5.6	481-16.0
1999-00	28	139-348	.399	117-155	.755	134-4.8	438-15.6
Totals	120	423-956	.442	279-374	.746	498-4.2	1,236-10.3



23. SAM CASSELL 1,211 PTS.
Guard • 6-3 • 195 • Baltimore, MD

Perhaps one of the greatest junior college transfers in Seminole history, Sam Cassell added an offensive and defensive threat to the Seminole arsenal. With a season-record 97 steals in his '92-93 campaign, Cassell also dished out 170 assists that same season along with an average of 18.3 points per game. He thrived on pressure situations and routinely came through in the clutch. Cassell was drafted by the Houston Rockets in the first round of the 1993 NBA Draft. During his first two seasons in the NBA he was an integral part of the Rockets' World Championship teams. He currently is an assistant coach for the Washington Wizards.

Year	G	FG-FGA	PCT	FT-FTA	PCT	RB-AVG	PTS-AVG
1991-92	31	206-454	.454	100-142	.704	141-4.5	570-18.4
1992-93	35	234-466	.502	123-162	.759	152-4.3	641-18.3
Totals	66	440-920	.478	223-304	.733	293-4.4	1,211-18.3




24. ALTON LEE GIPSON 1,194 PTS.
Center • 6-11 • 230 • Dubach, LA

Widely considered the best junior college center in the country in 1982-83, Alton Lee Gipson was named Metro Conference Newcomer of the Year in 1983-84. He was also named to the Metro Tournament all-tournament team the same year. Gipson ranks eighth in single-season scoring having scored 626 points in his '83-84 season. He also earned All-America honors in 1983-84.

Year	G	FG-FGA	PCT	FT-FTA	PCT	RB-AVG	PTS-AVG
1983-84	31	260-497	.523	106-173	.613	208-6.7	626-20.2
1984-85	30	236-489	.483	96-150	.640	234-7.8	568-18.9
Totals	61	496-986	.503	202-323	.625	442-7.3	1,194-19.6

1,000 POINT SCORERS



25. DELVON ARRINGTON 1,173 PTS.
Guard • 5-11 • 166 • Hillside, NJ

Delvon Arrington became the first men's basketball player in ACC history to enter school as a partial qualifier and earn his undergraduate degree in four years to earn his fourth year of eligibility back according to NCAA rules. He earned All-ACC honorable mention honors following his senior season. Is Florida State's all-time leader in assists with 688 and earned the school record assist in the Seminoles' victory over No. 1-ranked and previously undefeated Duke Jan. 6, 2002 in Tallahassee. Arrington is ranked first in school history in total assists (688) and assists per game (5.8), ranked second in steals (225) and fourth in steals per game (1.9), seventh in 3-point shots attempted (352) and eighth in 3-point shots made (120), eighth in career games played (118) and 23rd in scoring (1,173 points).


Year	G-GS	FG-A	PCT.	FT-FTA	PCT.	Assists	PTS.-AVG.
1998-99	30-29	87-206	.422	52-74	.703	181	242-8.1
1999-00	29-29	95-258	.368	39-55	.709	182	258-8.9
2000-01	30-30	117-270	.433	77-106	.726	143	344-11.5
2001-02	29-29	114-280	.407	59-80	.738	182	329-11.3
Totals	118-117	413-1,014	.407	227-315	.721	688	1,173-9.9



26. JEFF HOGAN 1,164 PTS.
Guard • 6-0 • 165 • Akron, OH

A brilliant two-sport star for Florida State, Jeff Hogan was a leader on the Seminole basketball and baseball teams from 1966 through 1969. Though Hogan was a gifted basketball player and a prolific scorer, he chose to play professional baseball. He averaged at least 14.0 points per game in all three of his seasons.

Year	G	FG-FGA	PCT	FT-FTA	PCT	RB-AVG	PTS-AVG
1966-67	26	143-292	.490	85-115	.739	81-3.1	372-14.3
1967-68	27	168-348	.483	91-110	.827	60-2.2	427-15.8
1968-69	26	155-335	.463	56-80	.700	55-2.1	366-14.1
Totals	79	466-975	.478	232-305	.761	196-2.5	1,164-14.7



27. TONY DAWSON 1,161 PTS.
Forward • 6-7 • 215 • Kinston, NC

Walking with a limp from a childhood accident that left one leg shorter than the other, Tony Dawson rose above his circumstances to become one of Florida State's highest scorers. He ranks sixth in single-season scoring with a 629-point performance during the 1988-89 season.


Year	G	FG-FGA	PCT	FT-FTA	PCT	RB-AVG	PTS-AVG
1987-88	30	211-393	.539	111-153	.725	228-7.6	534-17.8
1988-89	30	242-459	.528	118-160	.738	206-6.9	627-20.9
Totals	60	453-852	.532	229-313	.732	434-7.2	1,161-19.4



28. GARY SCHULL 1,142 PTS.
Forward/Center • 6-6 • 211 • Pompano Beach, FL

From 1963-1966, Gary Schull was the leader of Florida State's basketball Seminoles. The Pompano Beach prep star, short for a college center, made up for lack of size with hustle and aggressiveness. In his career, Schull averaged 15.0 points per game and grabbed more than 10 rebounds a contest. Schull graduated in 1966 and went to Europe to become one of Italy's best-known and most popular pro players.


Year	G	FG-FGA	PCT	FT-FTA	PCT	RB-AVG	PTS-AVG
1963-64	25	128-257	.498	67-96	.698	179-7.2	323-12.9
1964-65	26	120-263	.456	85-128	.664	273-10.5	325-12.5
1965-66	26	160-312	.513	174-248	.702	329-12.7	494-19.0
Totals	76	408-832	.490	326-472	.691	781-10.1	1,142-15.0



29. COREY LOUIS 1,127 PTS.
Forward/Center • 6-9 • 235 • Miami, FL

A four-year starter at FSU, Corey Louis finished his career among the Seminoles' all-time leaders in scoring, rebounding and blocked shots. He was Florida State's team MVP as a senior and helped lead FSU back to the NCAA Tournament in 1998.


Year	G	FG-FGA	PCT	FT-FTA	PCT	RB-AVG	PTS-AVG
1994-95	27	120-267	.449	54-76	.711	210-7.8	295-10.9
1995-96	23	84-198	.424	47-75	.627	150-6.5	215-9.3
1996-97	25	109-219	.498	57-88	.648	170-6.8	275-11.0
1997-98	32	134-241	.556	74-132	.561	225-7.0	342-10.7
Totals	107	447-925	.483	232-371	.625	755-7.1	1,127-10.5



30. LAWRENCE MCCRAY 1,111 PTS.
Center • 6-11 • 210 • Pensacola, FL

A strong defensive performer, Lawrence McCray was also an effective offensive weapon. Mr. Basketball in the state of Florida in 1970, McCray averaged 13.2 points and nine rebounds per game in his FSU career. Known as "Lurch" by his teammates, McCray was drafted by New Orleans in 1974.

Year	G	FG-FGA	PCT	FT-FTA	PCT	RB-AVG	PTS-AVG
1971-72	32	166-300	.554	52-89	.584	263-8.2	384-12.0
1972-73	26	170-293	.580	41-71	.577	242-9.3	381-14.7
1973-74	26	156-303	.514	34-63	.540	254-9.8	346-13.3
Totals	84	492-896	.549	127-223	.569	759-9.0	1,111-13.2



31. LARRY WARREN 1,108 PTS.
Guard • 6-4 • 190 • Lake Worth, FL

Another of FSU's many Florida Mr. Basketball honorees, Larry Warren was also a junior college All-American. Known for his great play in big games, Warren averaged 14.2 points a game in his FSU career. Warren's junior college coach was fellow 1,000-point club member Jim Oler.

Year	G	FG-FGA	PCT	FT-FTA	PCT	RB-AVG	PTS-AVG
1973-74	26	179-395	.453	82-103	.796	161-6.2	440-16.9
1974-75	25	172-363	.474	56-72	.778	139-5.6	400-16.0
1975-76	27	122-311	.392	24-37	.649	102-3.8	268-9.9
Totals	78	473-1,069	.442	162-212	.764	402-5.2	1,108-14.2



32. MICHAEL POLITE 1,070 PTS.
Forward • 6-7 • 215 • Daytona Beach, FL

Michael Polite overcame Guillain-Barré syndrome as a sophomore to have a productive career. He led FSU in rebounding his final two seasons and averaged at least 13 points per game as a junior and senior.

Year	G	FG-FGA	PCT	FT-FTA	PCT	RB-AVG	PTS-AVG
1987-88	30	70-117	.590	50-70	.714	115-3.8	188-6.3
1988-89	6	11-21	.524	6-17	.353	23-3.8	26-2.3
1989-90	31	156-268	.582	117-173	.676	262-8.5	433-14.0
1990-91	32	144-305	.472	124-190	.653	273-8.5	419-13.1
Totals	99	381-711	.535	297-450	.660	673-6.8	1,070-10.8



33. MITCHELL WIGGINS 1,067 PTS.
Guard • 6-4 • 185 • Grifton, NC

An FSU All-American, Mitchell Wiggins was one of the most potent scoring threats to wear the Garnet and Gold. With a career scoring average of 23.2 points per game, he leads all Seminoles in that category. Wiggins was the first FSU player to win the Metro Conference scoring title. He was a first-team All-Metro selection in 1981-82 and led the conference in rebounding from the guard position. Wiggins participated on the U.S. National team at the 1982 World Championships. Drafted by the Indiana Pacers in 1983, Wiggins wound up in Chicago then moved on to Houston and Philadelphia of the NBA.

Year	G	FG-FGA	PCT	FT-FTA	PCT	RB-AVG	PTS-AVG
1981-82	22	223-388	.574	77-102	.754	213-9.7	523-23.8
1982-83	24	216-410	.527	112-147	.762	196-8.2	544-22.7
Totals	46	439-798	.550	189-249	.759	409-8.9	1,067-23.2


1,000 POINT SCORERS



34. PEE WEE BARBER 1,062 PTS.
Guard • 5-11 • 175 • Harrisonburg, VA

A bump and run guard who never slowed down, Pee Wee Barber played big for his size. In 1985-86 he led the Seminoles in scoring (16.8 points per game), assists (5.0 per game) and steals (1.8 per game). He was also named to the Metro Conference All-Tournament team in 1986. Pee Wee, whose given name is Norwood, was drafted by the Portland Trailblazers in 1987.


Year	G	FG-FGA	PCT	FT-FTA	PCT	RB-AVG	PTS-AVG
1985-86	29	204-402	.507	78-102	.765	69-2.5	486-16.8
1986-87	30	191-400	.478	122-152	.803	69-2.3	576-19.2
Totals	59	395-802	.493	200-254	.787	138-2.4	1,062-18.0



35. RODNEY DOBARD 1,058 PTS.
Forward • 6-9 • 210 • Delray Beach, FL

Among the top big men in Florida State basketball history, Rodney Dobard helped lead Florida State to the NCAA Tournament three times including to the Elite Eight in 1993. He ranks third in school history with a career 3-point field goal percentage of .585, tied for fourth in games played with 122 and tied for 16th in rebounds with 641. He holds the single-season school record for blocked shots (111) in 1993 and blocked shots in a career (240).


Year	G	FG-FGA	PCT	FT-FTA	PCT	RB-AVG	PTS-AVG
1989-90	29	38-68	.559	12-23	.522	82-2.8	88-3.0
1990-91	29	110-193	.570	27-50	.540	150-5.2	247-8.5
1991-92	29	138-221	.624	43-72	.597	195-6.7	319-11.0
1992-93	35	170-297	.572	64-98	.653	214-6.1	404-11.5
Totals	122	456-779	.585	146-243	.601	641-5.3	1,058-8.7



36. ISAIAH SWANN 1,053 PTS.
Guard • 6-2 • 198 • Germantown, MD

One of the top shooters and most athletic players in school history, Isaiah Swann finished his career ranked among the school leaders in 3-point field goals made (172—fifth) and attempted (456—fifth) as well as steals (139—T/11th). A member of three postseason teams (2006, 2007, 2008), Swann led Florida State to six victories over ranked teams including No. 1-ranked Duke on March 1, 2006. One of the top steals artists in school history, he averaged more than one steal per game (1.1)/139 in 120 games). Swann ranks tied for eighth in school history with 120 games played and missed the final 10 games of his senior with a knee injury.

Year	G	FG-FGA	PCT	FT-FTA	PCT	RB-AVG	PTS-AVG
2004-05	31	58-139	.417	28-37	.757	60-2.0	161-5.2
2005-06	30	92-208	.442	34-52	.654	62-2.1	251-8.4
2006-07	35	126-273	.462	39-49	.796	105-3.0	359-10.3
2007-08	24	93-215	.433	42-50	.840	75-3.1	282-11.8
Totals	120	369-835	.442	143-188	.761	302-2.5	1,053-8.8



37. TIM PICKETT 1,038 PTS.
Guard • 6-4 • 207 • Daytona Beach, FL

One of only two players in FSU history to earn All-ACC First-Team honors, Pickett led the Seminoles to the second round of the NIT in 2004. He scored 1,038 points in two years and averaged 16.7 points per game during his career. Named to the ACC All-Defensive Team in 2003 and 2004 by a vote of both the coaches and the media, Pickett led the ACC in steals in 2003 and in 3-point field goals made in 2004. He totaled 164 steals in only two years in Division I play and ended his career tied for second in ACC history with an average of 2.64 steals per game.

Year	G	FG-FGA	PCT	FT-FTA	PCT	RB-AVG	PTS-AVG
2002-03	29	167-437	.382	77-89	.865	165-5.7	495-17.1
2003-04	33	185-427	.433	63-83	.759	149-4.5	543-16.5
Totals	62	352-864	.407	140-172	.814	314-5.06	1,038-16.7



38. LAMARR GREER 1,022 PTS.
Guard/Forward • 6-5 • 225 • Cape May, NJ

One of the most versatile players in FSU history, LaMarr Greer started his first two seasons at point guard before moving to the wing for his last two years. He ranks among Florida State's all-time top 10 in five categories.


Year	G	FG-FGA	PCT	FT-FTA	PCT	RB-AVG	PTS-AVG
1994-95	26	55-136	.404	12-16	.750	76-2.9	146-5.6
1995-96	27	91-203	.448	53-83	.639	93-3.4	253-9.4
1996-97	32	91-213	.427	49-80	.613	124-3.9	269-8.4
1997-98	32	127-321	.396	57-76	.750	145-4.5	354-11.1
Totals	117	364-873	.417	171-255	.671	438-3.7	1,022-8.7



39. TOM MCLAUGHLIN 1,019 PTS.
Forward • 6-3 • 150 • Madison, IN

Tom McLaughlin was Florida State's first 1,000-career-point scorer and totaled 1,019 points during his four-year career. A member of Florida State's second team during the 1948-49 season, he played for head coach J.K. "Bud" Kennedy. He averaged in double-figure scoring during three of his four seasons and finished his career with an 11.1 points per game average. He helped lead Florida State to its first national tournament appearance in the NAIB District 25 Tournament in 1951 and 1952.

Year	G	FG-FGA	PCT	FT-FTA	PCT	RB-AVG	PTS-AVG
1948-49	21	89-	—	37-	—	—	215-10.3
1949-50	25	138-	—	52-	—	—	328-13.1
1950-51	21	64-	—	51-	—	—	179-8.5
1951-52	25	118-352	.335	61-106	.575	—	297-11.9
Totals	92	409-	—	201-	—	—	1,019-11.1



40. WAYNE SMALLS 1,016 PTS.
Guard • 6-2 • 225 • Camden, NJ

Best known for his outside shooting ability, Wayne Smalls was one of the most consistent players to come off of the bench for Florida State. As a senior, Smalls hit 84 percent from the free-throw line to rank among the nation's best.

Year	G	FG-FGA	PCT	FT-FTA	PCT	RB-AVG	PTS-AVG
1973-74	26	105-244	.430	23-30	.767	54-2.1	233-9.0
1974-75	26	141-314	.449	33-43	.767	68-2.6	315-12.1
1975-76	25	82-160	.513	20-31	.645	22-0.9	184-7.4
1976-77	27	129-289	.446	26-31	.838	86-3.1	284-10.5
Totals	104	457-1,007	.454	102-135	.756	230-2.2	1,016-9.8



41. RAY SWAIN 1,000 PTS.
Forward • 6-4 • 185 • Jacksonville, FL

Ray Swain was a double-figure scorer who averaged 16.9 points per game over the final 47 games and two seasons of his career. He averaged a career 17.4 points as a junior in helping the Seminoles to 14 wins. Florida State won 15 games in 1962 as he averaged 16.3 points per game. He helped the Seminoles defeat Florida his senior season.

Year	G	FG-FGA	PCT	FT-FTA	PCT	RB-AVG	PTS-AVG
1959-60	25	78-206	.379	50-89	.562	175-7.0	206-8.2
1960-61	24	168-313	.537	82-124	.661	188-7.8	418-17.4
1961-62	23	157-274	.573	62-91	.681	171-7.4	376-16.3
Totals	72	403-793	.508	194-304	.638	534-7.4	1,000-13.9

FIELD GOALS

FIELD GOALS MADE

Game	Name	Date	FGM
1.	Ron King vs. Georgia Southern	Feb. 11, 1971	21
2.	Ron King at Pan American	Dec. 23, 1970	17
	Ron King vs. Miami	Jan. 8, 1971	17
	David Thompson vs. South Alabama	Jan. 22, 1977	17
	Mitchell Wiggins at San Diego State	Dec. 24, 1982	17
	Al Thornton at Duke	Feb. 4, 2006	17
7.	Dave Fedor vs. Miami	Jan. 16, 1960	16
	Larry Warren vs. Marshall	Dec. 7, 1974	16
	Murray Brown at Auburn	Dec. 4, 1978	16
	Alton Lee Gipson vs. Tampa	Nov. 26, 1984	16
	Al Thornton vs. Miami	March 3, 2006	16
12.	Dave Fedor vs. Rollins	Feb. 11, 1960	15
	Dave Fedor vs. Tampa	Feb. 26, 1962	15
	Ray Swain at Tampa	Feb. 26, 1962	15
	Dave Cowens vs. George Washington	Dec. 12, 1967	15
	Reggie Royals vs. UC-Irvine	Jan. 30, 1971	15
	Mitchell Wiggins vs. Florida	Jan. 11, 1982	15
	Doug Edwards vs. DePaul	Feb. 23, 1992	15
	Bob Sura vs. Lafayette	Jan. 2, 1994	15
	Al Thornton at Boston College	Jan. 14, 2006	15

Season

Name	Year	FGM	
1.	Ron King	1970-71	262
2.	Alton Lee Gipson	1983-84	260
3.	Al Thornton	2006-07	244
4.	Tony Dawson	1988-89	242
5.	Bob Sura	1992-93	241
6.	Ron King	1971-72	239
	Mickey Dillard	1979-80	239
	Toney Douglas	2008-09	239
9.	Murray Brown	1978-79	237
10.	Alton Lee Gipson	1984-85	236
11.	Sam Cassell	1992-93	234
12.	David Thompson	1976-77	230
	Murray Brown	1979-80	230
14.	Doug Edwards	1992-93	224
15.	Mitchell Wiggins	1981-82	223

Career

Name	Years	FGM	
1.	Bob Sura	1991-95	731
2.	James Collins	1993-97	645
3.	Harry Davis	1974-78	640
	Mickey Dillard	1976-81	640
5.	Doug Edwards	1990-93	621
6.	Randy Allen	1984-87	592
7.	Dave Fedor	1959-62	585
8.	Dave Cowens	1967-70	582
9.	Reggie Royals	1970-73	580
10.	David Thompson	1975-78	571
11.	Murray Brown	1976-80	566
12.	Toney Douglas	2007-09	560
13.	Al Thornton	2003-07	546
14.	Ron King	1971-73	542
15.	George McCloud	1985-89	529

FIELD GOALS ATTEMPTED

Game	Name	Date	FGA
1.	Ham Wernke vs. Tampa	Feb. 14, 1953	37
2.	Rick Benson vs. Beloit	March 9, 1955	32
	Ron King vs. Georgia Southern	Feb. 11, 1971	32
	Al Thornton at Duke	Feb. 4, 2006	32
5.	Ian Morrison at Tampa	Feb. 27, 1967	31
6.	Burt Deckel at Furman	Dec. 14, 1957	30
	Don Bates at Stetson	Feb. 21, 1959	30
8.	Don Bates at Auburn	Dec. 17, 1958	29
	Ron King vs. Miami	Jan. 8, 1971	29
10.	Rick Benson vs. Georgia Teachers	March 1, 1955	28
	Hugh Durham vs. Auburn	Dec. 29, 1958	28
	David Thompson at Jacksonville	Jan. 26, 1977	28
	David Thompson vs. UNC Charlotte	Jan. 29, 1977	28

Season

Name	Year	FGA	
1.	Ron King	1971-72	558
2.	Toney Douglas	2008-09	536
3.	Bob Sura	1992-93	533
4.	Ron King	1970-71	521
5.	Alton Lee Gipson	1983-84	497
6.	Don Bates	1958-59	495
	David Thompson	1976-77	495
8.	Alton Lee Gipson	1984-85	489
9.	Rick Benson	1954-55	471
10.	Jim Oler	1955-56	470
11.	Sam Cassell	1992-93	466
12.	George McCloud	1988-89	462
13.	Ham Wernke	1954-55	461
14.	Al Thornton	2006-07	460
15.	Tony Dawson	1988-89	459

Career

Name	Years	FGA	
1.	Bob Sura	1991-95	1626
2.	James Collins	1993-97	1433
3.	Ham Wernke	1951-55	1308
4.	Jim Oler	1952-56	1303
5.	Toney Douglas	2007-09	1251
6.	Mickey Dillard	1976-81	1248
7.	Hugh Durham	1956-59	1230
8.	David Thompson	1975-78	1213
9.	Randy Allen	1984-87	1205
10.	Doug Edwards	1990-93	1194
11.	Reggie Royals	1970-73	1181
12.	Dave Fedor	1959-62	1174

FIELD GOALS

Game (Minimum 10 Attempts)


	Name	Date	Pct.
1.	Greg Grady vs. Illinois State	Feb. 12, 1976	1.000 (11-11)
	Tat Hunter at Tampa	Nov. 23, 1985	1.000 (10-10)
	Doug Edwards vs. UNC-Asheville	Jan. 2, 1992	1.000 (10-10)
4.	Murray Brown at Auburn	Dec. 4, 1978	.941 (16-17)
5.	Tharon Mayes vs. Southern Miss.	Jan. 7, 1989	.929 (13-14)
	Murray Brown vs. Baptist College	Feb. 5, 1977	.917 (11-12)
7.	Doug Edwards vs. NC State	March 13, 1992	.909 (10-11)
8.	Charlie Long vs. Auburn	Dec. 21, 1962	.900 (9-10)
	Dick Danford vs. The Citadel	Jan. 2, 1968	.900 (9-10)
	Otis Johnson vs. Mercer	March 3, 1973	.900 (9-10)
	Harry Davis vs. Oregon State	Dec. 29, 1975	.900 (9-10)
	Murray Brown vs. Western Kentucky	Nov. 30, 1978	.900 (9-10)
	Tony Dawson vs. Florida International	Dec. 2, 1987	.900 (9-10)
	Michael Polite vs. Southern Miss.	Jan. 6, 1990	.900 (9-10)
15.	Irv Thomas vs. Southern Miss.	Jan. 6, 1990	.875 (14-16)
16.	Vernell Ellzy vs. Biscayne College	Dec. 3, 1970	.857 (12-14)
	Greg Grady vs. Biscayne	Jan. 20, 1975	.857 (12-14)
	Murray Brown vs. Alabama Birmingham	Feb. 20, 1980	.857 (12-14)
	Raleigh Choice vs. Southern Miss.	Jan. 18, 1986	.857 (12-14)
	Tony Dawson vs. Central Florida	Nov. 25, 1988	.857 (12-14)
	Sam Cassell at Clemson	Jan. 20, 1993	.857 (12-14)

Season

	Name	Year	FGM-FGA
Pct.			
1.	Murray Brown	1978-79	237-343.691
2.	Murray Brown	1979-80	230-356.646
3.	Harry Davis	1975-76	143-224.638
4.	William Williams	1969-70	185-291.636
5.	Kirk Luchman	1995-96	97-155.626
6.	Rodney Dobard	1991-92	138-221.624
7.	Murray Brown	1977-78	61-98.622
8.	Jan Gies	1968-69	80-129.620
9.	Kris Anderson	1976-77	65-105.619
10.	Jerome Fitchett	1985-86	126-205.615
11.	Elvis Rolle	1979-80	197-322.612
	Jerome Fitchett	1984-85	74-121.612
13.	Damous Anderson	1998-99	115-190.605

Career

	Name	Years	FGM-FGA
Pct.			
1.	Murray Brown	1976-80	566-847.668
2.	Elvis Rolle	1979-81	365-619.590
3.	Kris Anderson	1976-81	371-633.586
4.	Rodney Dobard	1989-93	456-779.585
5.	Harry Davis	1974-78	640-1095.584
6.	Trevor Harvey	2001-03	141-245.576
7.	Jerome Fitchett	1984-88	388-677.573
8.	Jan Gies	1967-70	245-428.572
9.	Greg Grady	1973-76	401-708.566
10.	Tat Hunter	1986-89	395-707.559
11.	Willie Williams	1968-70	268-482.556



Douglas Edwards, who was a first round NBA Draft pick of the Atlanta Hawks in 1995, is ranked sixth in school history with 1,604 career points. He is also ranked fourth in school history in blocked shots, fifth in rebounds and sixth in career field goals made.

3-POINT SHOTS MADE

Game

	Name	Date	3FGM
1.	George McCloud at La Salle	Feb. 23, 1989	10
2.	Isaiah Swann at Mississippi State	March 20, 2007	9
3.	James Collins vs. Connecticut	March 25, 1997	8
4.	Sam Cassell vs. South Florida	Dec. 30, 1992	7
	James Collins vs. Tulane	Dec. 10, 1994	7
	Adrian Crawford at Temple	Dec. 14, 1998	7
	Adrian Crawford at Vanderbilt	Dec. 9, 2000	7
	Andrew Wilson at North Carolina	Feb. 21, 2004	7
	Von Wafer vs. Wake Forest	Jan. 18, 2005	7
	Andrew Wilson vs. Virginia	Feb. 18, 2006	7
	Toney Douglas vs. Miami	Jan. 21, 2009	7
11.	LaRae Davis vs. Southern Miss.	Feb. 28, 1987	6
	LaRae Davis at South Carolina	March 6, 1987	6
	George McCloud vs. Alabama State	Feb. 24, 1988	6
	George McCloud vs. Florida	Dec. 3, 1988	6
	George McCloud vs. Jacksonville	Jan. 11, 1989	6
	George McCloud vs. Arkansas	Jan. 18, 1989	6
	George McCloud vs. Virginia Tech	March 1, 1989	6
	Tharon Mayes vs. Stetson	Dec. 22, 1989	6
	Aubry Boyd at Jacksonville	Feb. 16, 1991	6
	Sam Cassell at Wake Forest	Jan. 11, 1992	6
	Sam Cassell vs. Georgia Tech	Feb. 15, 1992	6
	Bob Sura vs. UCLA	Nov. 27, 1992	6
	Sam Cassell at Clemson	Jan. 20, 1993	6
	Terrell Baker vs. Auburn	Dec. 6, 1998	6
	Tim Pickett at Virginia	Jan. 29, 2003	6
	Tim Pickett vs. Virginia	March 1, 2003	6
	Nate Johnson at Stetson	Dec. 30, 2004	6
	Tim Pickett at Florida	Jan. 3, 2004	6
	Tim Pickett vs. Savannah State	Feb. 1, 2004	6
	Tim Pickett vs. Georgia Tech	Feb. 3, 2004	6
	Tim Pickett vs. Duke	Feb. 29, 2004	6
	Tim Pickett vs. NC State	March 12, 2004	6
	Von Wafer vs. Stetson	Dec. 23, 2004	6
	Von Wafer vs. Florida	Jan. 2, 2005	6
	Isaiah Swann vs. UAB	Nov. 16, 2007	6
	Isaiah Swann vs. Maine	Dec. 8, 2007	6
	Toney Douglas vs. Coastal Carolina	Nov. 22, 2008	6

Season

	Name	Year	3FGM
1.	George McCloud	1988-89	115
2.	Tim Pickett	2003-04	110
3.	Toney Douglas	2008-09	85
4.	Tim Pickett	2002-03	84
5.	LaRae Davis	1986-87	80
6.	James Collins	1996-97	75
7.	Bob Sura	1992-93	73
8.	Pee Wee Barber	1986-87	72
	George McCloud	1987-88	72
	James Collins	1994-95	72
11.	Deividas Dulkys	2009-10	71
12.	James Collins	1995-96	69
13.	Isaiah Swann	2006-07	68
14.	Von Wafer	2004-05	65
15.	Adrian Crawford	1998-99	64

Career

	Name	Years	3FGM
1.	James Collins	1993-97	255
2.	Bob Sura	1991-95	214
3.	George McCloud	1986-89	201
4.	Tim Pickett	2002-04	194
5.	Toney Douglas	2007-09	178
6.	Isaiah Swann	2005-08	172
7.	Adrian Crawford	1999-01	135
8.	Tharon Mayes	1987-90	128
9.	LaMarr Greer	1994-98	123
10.	Delvon Arrington	1999-02	120
11.	Isaiah Swann	2004-Pr.	118
12.	Chuck Graham	1985-89	115
13.	Ron Hale	1996-00	111
14.	Andrew Wilson	2001-06	110
15.	Sam Cassell	1991-93	108
	Von Wafer	2003-05	108
17.	Deividas Dulkys	2009-Pr.	100
18.	Aubry Boyd	1987-91	93
	Toney Douglas	2007-08	93
20.	Michael Joiner	2001-04	92
	Todd Galloway	2003-06	92
22.	Ralph Mims	2005-08	89
23.	Antwuan Dixon	1999-00	83
24.	LaRae Davis	1985-87	80

FIELD GOALS

3-POINT SHOTS ATTEMPTED

Game	Name	Date	3FGA
1.	George McCloud at La Salle	Feb. 23, 1989	17
2.	Tim Pickett vs. Texas A&M Corpus Christi	Jan. 6, 2003	16
3.	Tim Pickett vs. Florida	Dec. 6, 2002	15
4.	George McCloud vs. Louisville	Feb. 16, 1989	14
	Tim Pickett vs. Wichita State	March 17, 2004	14
	Toney Douglas vs. Miami	Jan. 21, 2008	14
7.	George McCloud vs. Iowa	March 18, 1988	13
	George McCloud vs. Memphis State	Feb. 1, 1989	13
	Bob Sura vs. Temple	Dec. 20, 1992	13
	Derrick Carroll at South Florida	Dec. 11, 1993	13
	James Collins at Clemson	Feb. 17, 1996	13
	Adrian Crawford at Vanderbilt	Dec. 9, 2000	13
	Tim Pickett at Virginia	Jan. 29, 2003	13
	Tim Pickett at North Carolina	Feb. 21, 2004	13
	Tim Pickett vs. Iowa State	March 23, 2004	13
	Isaiah Swann at Mississippi State	March 20, 2007	13
17.	George McCloud vs. Louisville	March 12, 1989	12
	Aubry Boyd vs. La Salle	Dec. 9, 1990	12
	Derrick Carroll vs. Temple	Dec. 20, 1992	12
	Sam Cassell at North Carolina	Jan. 27, 1993	12
	Bob Sura vs. North Carolina	Feb. 27, 1993	12
	James Collins vs. Florida	Feb. 20, 1995	12
	James Collins vs. Wake Forest	Jan. 6, 1996	12
	James Collins vs. Clemson	Jan. 11, 1997	12
	James Collins at NC State	Feb. 26, 1997	12
	James Collins vs. Connecticut	March 25, 1997	12
	Tim Pickett at Virginia Tech	Jan. 4, 2002	12
	Tim Pickett vs. Savannah State	Nov. 24, 2002	12
	Tim Pickett vs. NC State	Jan. 18, 2003	12
	Tim Pickett vs. Duke	Feb. 29, 2004	12
	Von Wafer vs. Stetson	Dec. 23, 2004	12
	Von Wafer vs. Wake Forest	Jan. 18, 2005	12
	Isaiah Swann vs. North Carolina	Feb. 3, 2008	12

Season

Season	Name	Year	3FGA
1.	Tim Pickett	2003-04	270
2.	George McCloud	1988-89	262
3.	Tim Pickett	2002-03	259
4.	Toney Douglas	2008-09	221
5.	Bob Sura	1992-93	220
6.	James Collins	1996-97	203
7.	James Collins	1995-96	199
8.	Deividas Dulkys	2009-10	179
9.	Aubry Boyd	1990-91	178
10.	LaRae Davis	1986-87	175
11.	Toney Douglas	2007-08	174
12.	Adrian Crawford	2000-01	166
	Isaiah Swann	2006-07	166
14.	Sam Cassell	1991-92	164
	Bob Sura	1993-94	164
	James Collins	1994-95	164
	Von Wafer	2004-05	164
18.	Pee Wee Barber	1986-87	161
	Tharon Mayes	1989-90	161
	Adrian Crawford	1998-99	161

Career

Career	Name	Years	3FGA
1.	James Collins	1993-97	686
2.	Bob Sura	1991-95	640
3.	Tim Pickett	2002-04	529
4.	Toney Douglas	2007-08	473
5.	George McCloud	1985-89	468
6.	Isaiah Swann	2005-06	456
7.	LaMarr Greer	1994-98	380
8.	Adrian Crawford	1999-01	375
9.	Delvon Arrington	1999-00	353
10.	Ron Hale	1996-00	339
11.	Tharon Mayes	1987-90	337
12.	Chuck Graham	1989-94	333
13.	Isaiah Swann	2005-08	317
14.	Andrew Wilson	2001-06	300
15.	Von Wafer	2004-05	296
16.	Sam Cassell	1991-93	295
17.	Aubry Boyd	1987-91	292
18.	Deividas Dulkys	2009-Pr.	277
19.	Todd Galloway	2003-06	256
20.	Michael Joiner	2001-04	255

3-POINT PERCENTAGE

Game (Minimum 3 Attempts)	Name	Date	Pct.
1.	George McCloud at South Carolina	Feb. 14, 1987	1.000 (4-4)
	Jerome Fitchett vs. Pittsburgh	Dec. 28, 1987	1.000 (3-3)
	Brad Johnson vs. Iowa	March 18, 1988	1.000 (3-3)
	George McCloud vs. South Florida	Dec. 20, 1988	1.000 (3-3)
	Chad Copeland vs. Samford	Dec. 19, 1989	1.000 (3-3)
	Michael Polite vs. Rhode Island	Dec. 29, 1989	1.000 (3-3)
	Chuck Graham at Miami	Jan. 18, 1990	1.000 (3-3)
	Chad Copeland vs. Miami	Feb. 17, 1990	1.000 (3-3)
	Bob Sura vs. UNC Asheville	Jan. 2, 1992	1.000 (3-3)
	Sam Cassell at Clemson	Jan. 20, 1993	1.000 (6-6)
	Sam Cassell vs. Tulane	March 20, 1993	1.000 (7-7)
	James Collins vs. South Florida	Nov. 29, 1994	1.000 (7-7)
	Scott Shepherd at Maryland	Feb. 11, 1995	1.000 (3-3)
	LaMarr Greer at Virginia	Jan. 3, 1996	1.000 (3-3)
	Avery Curry vs. Wake Forest	Jan. 6, 1996	1.000 (3-3)
	Geoff Brower at North Carolina	Feb. 24, 1996	1.000 (5-5)
	LaMarr Greer vs. Southwestern Louisiana	Nov. 22, 1996	1.000 (3-3)
	LaMarr Greer vs. Arizona	Dec. 23, 1997	1.000 (3-3)
	Tharon Mayes vs. Monmouth	Feb. 2, 1998	1.000 (5-5)
	Adrian Crawford vs. Wake Forest	Jan. 20, 1999	1.000 (4-4)
	Antwan Dixon vs. Binghamton	Dec. 21, 2000	1.000 (4-4)
	Adrian Crawford vs. Duke	Jan. 4, 2001	1.000 (3-3)
	Delvon Arrington vs. Virginia	Feb. 17, 2001	1.000 (3-3)
	Adrian Crawford at North Carolina	Feb. 22, 2001	1.000 (4-4)
	Nate Johnson at Stetson	Dec. 28, 2003	1.000 (6-6)
	Ralph Mims vs. Maine	Dec. 8, 2007	1.000 (3-3)
	Ralph Mims vs. College of Charleston	Dec. 18, 2007	1.000 (3-3)
	Toney Douglas at Virginia Tech	Jan. 29, 2008	1.000 (3-3)
	Chris Singleton vs. Alabama	Nov. 27, 2009	1.000 (3-3)
	Derwin Kitchen vs. Maryland	Feb. 4, 2010	1.000 (3-3)

Season

Season	Name	Year	Pct.
1.	Andrew Wilson	2005-06	.500 (41-82)
2.	Tharon Mayes	1987-88	.460 (46-100)
3.	Charlie Ward	1991-92	.458 (22-48)
4.	LaRae Davis	1986-87	.457 (80-175)
5.	George McCloud	1987-88	.453 (72-159)
6.	Al Thornton	2006-07	.444 (36-81)
7.	Pee Wee Barber	1986-87	.447 (72-161)
8.	George McCloud	1988-89	.439 (115-262)
	James Collins	1994-95	.439 (72-164)
10.	Damous Anderson	1999-00	.430 (52-121)
11.	Nate Johnson	2003-04	.420 (42-100)
	Adam Waleskowsky	2004-05	.420 (21-50)
13.	Isaiah Swann	2006-07	.410 (68-166)
14.	Tim Pickett	2003-04	.407 (110-270)
15.	Adam Waleskowsky	2003-04	.404 (21-52)
16.	Michael Joiner	2001-02	.403 (31-77)
17.	Adrian Crawford	1998-99	.398 (64-161)
18.	Deividas Dulkys	2009-10	.397 (71-179)
19.	Todd Galloway	2002-03	.397 (23-58)
	Toney Douglas	2006-07	.397 (31-78)
20.	Von Wafer	2004-05	.396 (65-164)

Career

Career	Name	Years	Pct.
1.	LaRae Davis	1986-87	.457 (80-175)
2.	Jerome Fitchett	1985-88	.448 (26-58)
3.	Pee Wee Barber	1986-87	.447 (72-161)
4.	Al Thornton	2003-07	.438 (63-144)
5.	George McCloud	1986-89	.429 (201-468)
6.	Damous Anderson	1999-00	.412 (54-131)
7.	Nate Johnson	2002-04	.391 (72-184)
8.	Tharon Mayes	1988-90	.380 (128-337)
9.	Toney Douglas	2007-09	.376 (178-473)
10.	James Collins	1994-97	.372 (255-686)
	Isaiah Swann	2005-08	.372 (118-317)
12.	Toney Douglas	2007-Pr.	.369 (93-252)
13.	Tim Pickett	2002-04	.367 (194-529)
14.	Andrew Wilson	2001-06	.367 (110-300)
15.	Sam Cassell	1992-93	.366 (108-295)
16.	Von Wafer	2003-05	.365 (108-296)
17.	Derrick Carroll	1993-95	.362 (77-213)
18.	Deividas Dulkys	2009-Pr.	.361 (100-277)
19.	Michael Joiner	2001-04	.361 (92-255)
20.	Adrian Crawford	1999-01	.360 (135-375)
21.	Ralph Mims	2005-08	.350 (89-254)
22.	Todd Galloway	2003-06	.359 (92-256)
23.	Chuck Graham	1990-92, 94	.345 (115-333)
	Geoff Brower	1995-98	.345 (58-168)

FREE THROWS

FREE THROWS MADE

Game	Name	Date	FTM
1.	Jim Oler at Rollins	Jan. 31, 1955	22
	Jim Oler vs. Morningside	Dec. 16, 1955	22
3.	Jim Oler at Rollins	Feb. 13, 1956	20
4.	Jim Oler vs. Boston University	Dec. 20, 1955	17
	Jim Oler vs. Miami	Jan. 7, 1956	17
	Jim Oler at Georgia Teachers College	Jan. 14, 1956	17
	Jim Oler vs. Tampa	Feb. 7, 1956	17
8.	Ham Wernke at Mississippi State	Dec. 4, 1953	16
	Jim Oler vs. Montana State	March 7, 1955	16
	Hugh Durham vs. Loyola of New Orleans	Feb. 20, 1957	16
	Bob Sura vs. South Florida	Nov. 29, 1994	16
12.	Jim Oler at Florida Southern	Feb. 18, 1956	15
	Jim Oler at Miami	Feb. 25, 1956	15
	Hugh Durham vs. Stetson	Jan. 19, 1957	15
	Hugh Durham at Georgia	Jan. 21, 1957	15
	Hugh Durham vs. Georgia	Jan. 2, 1958	15
	Al Thornton vs. Duke	March 1, 2006	15

Season

Season	Name	Year	FTM
1.	Jim Oler	1955-56	310
2.	Jim Oler	1954-55	221
3.	Toney Douglas	2008-09	186
4.	Gary Schull	1965-66	174
5.	Al Thornton	2006-07	166
6.	Hugh Durham	1958-59	162
7.	Hugh Durham	1956-57	155
	Murray Brown	1978-79	155
9.	George McCloud	1988-89	154
10.	Mickey Dillard	1979-80	151
	Mickey Dillard	1980-81	151
12.	Jim Oler	1953-54	140

Career

Career	Name	Years	FTM
1.	Jim Oler	1952-56	761
2.	Bob Sura	1991-95	454
3.	Mickey Dillard	1976-81	448
4.	Hugh Durham	1956-59	441
5.	Ham Wernke	1951-55	396
6.	Al Thornton	2003-07	366
7.	Toney Douglas	2007-09	359
8.	Murray Brown	1976-80	338
9.	Doug Edwards	1990-93	332
10.	Gary Schull	1963-66	326
11.	Dave Cowens	1967-70	315
	George McCloud	1985-89	315

FREE THROW PERCENTAGE

Game (Minimum 9 Attempts)

Game	Name	Date	Pct.
1.	Jim Oler vs. Tampa	Jan. 6, 1954	1.000 (9-9)
	Gary Wold vs. Miami	Dec. 27, 1954	1.000 (10-10)
	Bob Ward vs. New York University	Dec. 30, 1955	1.000 (10-10)
	Hugh Durham at Rollins	Feb. 4, 1957	1.000 (12-12)
	Hugh Durham vs. Murray State	Dec. 7, 1957	1.000 (14-14)
	Hugh Durham vs. Furman	Feb. 6, 1958	1.000 (11-11)
	Hugh Durham at Oklahoma City	Jan. 31, 1959	1.000 (10-10)
	Hugh Durham at Stetson	Feb. 21, 1959	1.000 (10-10)
	Hugh Durham at Miami	Feb. 28, 1959	1.000 (9-9)
	Dave Fedor at Miami	Feb. 27, 1960	1.000 (11-11)
	Ron Melman vs. Georgia Tech	Jan. 20, 1965	1.000 (9-9)
	Darrel Stewart at Florida	Dec. 8, 1965	1.000 (9-9)
	Gary Schull vs. Auburn	Dec. 21, 1965	1.000 (10-10)
	Ron King vs. North Carolina	March 23, 1972	1.000 (10-10)
	Granville Arnold at Virginia Tech	March 3, 1984	1.000 (10-10)
	Tony Dawson vs. Florida International	Dec. 2, 1987	1.000 (10-10)
	George McCloud at Jacksonville	Jan. 11, 1989	1.000 (9-9)
	Doug Edwards vs. Clemson	Feb. 8, 1992	1.000 (14-14)
	Nick Bryant at Florida Atlantic	Dec. 1, 1993	1.000 (11-11)
	Bob Sura vs. South Florida	Nov. 29, 1994	1.000 (16-16)
	Ron Hale vs. Georgia Tech	Feb. 11, 1999	1.000 (9-9)
	Anthony Richardson at Georgia Tech	Jan. 14, 2003	1.000 (10-10)
	Al Thornton at Miami	March 3, 2007	1.000 (11-11)
	Uche Echefu vs. La Salle	Jan. 5, 2008	1.000 (11-11)

FREE THROWS ATTEMPTED

Game	Name	Date	FTA
1.	Jim Oler vs. Morningside	Dec. 16, 1955	30
2.	Jim Oler vs. Rollins	Jan. 31, 1955	29
3.	Jim Oler at Georgia Teachers College	Jan. 14, 1956	23
	Jim Oler vs. Florida Southern	Feb. 13, 1956	23
5.	Jim Oler vs. Miami	Jan. 7, 1956	22
	Hugh Durham vs. Stetson	Jan. 7, 1956	22
7.	Jim Oler vs. Tampa	Feb. 7, 1956	21
	Hugh Durham vs. Loyola of New Orleans	Feb. 20, 1957	21
9.	Ham Wernke at Mississippi State	Dec. 4, 1953	20
	Hugh Durham vs. Georgia	Jan. 2, 1958	20
11.	Jim Oler at Stetson	Jan. 29, 1955	19
	Jim Oler vs. Boston University	Dec. 20, 1955	19
	Jim Oler at Florida Southern	Feb. 18, 1956	19
	Gary Schull vs. Memphis	Jan. 15, 1966	19
	Harry Davis vs. Memphis State	Jan. 15, 1978	19
	Murray Brown at Tulane	Jan. 10, 1979	19

Season

Season	Name	Year	FTA
1.	Jim Oler	1955-56	380
2.	Jim Oler	1954-55	289
3.	Gary Schull	1965-66	248
4.	Toney Douglas	2008-09	232
5.	Murray Brown	1978-79	218
6.	Hugh Durham	1956-57	213
7.	Al Thornton	2006-07	210
8.	Hugh Durham	1958-59	201
9.	Mickey Dillard	1979-80	197
10.	Elvis Rolle	1980-81	195
11.	Ham Wernke	1952-53	193
12.	Mickey Dillard	1980-81	190
	Michael Polite	1990-91	190

Career

Career	Name	Years	FTA
1.	Jim Oler	1952-56	975
2.	Bob Sura	1991-95	696
3.	Mickey Dillard	1976-81	583
4.	Hugh Durham	1956-59	568
5.	Ham Wernke	1951-55	533
6.	Al Thornton	2003-07	522
7.	Murray Brown	1976-80	483
8.	Gary Schull	1963-66	472
9.	Dave Cowens	1967-70	464
10.	Doug Edwards	1990-93	458
11.	Michael Polite	1988-91	450

Season

Season	Name	Year	FTM-FTA	Pct.
1.	Ken Macklin	1969-70	51-57	.895
2.	Brad Johnson	1987-88	41-46	.891
3.	George McCloud	1988-89	154-176	.875
4.	Jerry Shirley	1963-64	59-68	.868
5.	Tim Pickett	2002-03	77-89	.865
6.	Ron Harris	1969-70	46-54	.852
7.	Granville Arnold	1983-84	85-101	.842
8.	Ron Malmen	1964-65	58-69	.841
9.	Randy Cable	1967-68	42-50	.840
10.	Wayne Smalls	1976-77	26-31	.839
11.	Tharon Mayes	1989-90	105-126	.833

Career (Minimum 100 Made)

Career	Name	Years	FTM-FTA	Pct.
1.	Granville Arnold	1983-85	161-197	.817
2.	Tim Pickett	2002-04	140-172	.814
3.	Jerry Shirley	1963-65	161-198	.813
4.	Toney Douglas	2007-09	359-443	.810
5.	Ralph Mims	2005-08	226-284	.796
6.	Dave Fedor	1960-62	286-363	.788
7.	Pee Wee Barber	1986-87	200-254	.787
8.	Tharon Mayes	1988-90	200-255	.784
9.	Jim Oler	1953-56	761-975	.781
10.	George McCloud	1986-89	315-405	.778
11.	Hugh Durham	1957-59	441-568	.776
12.	Uche Echefu	2006-Pr.	175-226	.774
	Vince Martello	1983-84	130-168	.774
14.	Anthony Richardson	2002-05	223-289	.772
15.	Mickey Dillard	1977-78, 80-81	448-583	.768
	Terrell Baker	1998-99	189-246	.768

REBOUNDS

MOST REBOUNDS – GAME

	Name	Date	Rebounds
1.	Rick Benson vs. Florida Southern	Jan. 7, 1955	32
2.	Dave Cowens vs. LSU	Dec. 16, 1967	31
3.	Dave Cowens at The Citadel	Feb. 7, 1968	30
4.	Dave Cowens vs. Florida Southern	Feb. 27, 1969	29
5.	Dave Fedor at Jacksonville	Dec. 29, 1959	28
	Dave Fedor vs. Rollins	Feb. 11, 1960	28
7.	Gary Schull vs. Jacksonville	Feb. 10, 1966	27
	Dave Cowens vs. Stetson	Feb. 10, 1969	27
9.	Don Boltz vs. Stetson	Feb. 21, 1959	26
	Dave Cowens vs. Hawaii	Jan. 23, 1969	26
11.	Rick Benson vs. Miami	Dec. 20, 1954	25
	Dave Cowens vs. Clemson	Jan. 22, 1970	25
13.	Rick Benson vs. Montana State	March 7, 1955	24
	Rick Benson at Florida Southern	Dec. 7, 1955	24
	Dave Cowens vs. George Washington	Dec. 29, 1967	24
16.	Don Boltz vs. Miami	Jan. 17, 1959	23
	Dave Cowens vs. Florida Southern	Feb. 10, 1968	23
	Lawrence McCray vs. Connecticut	Jan. 6, 1973	23

MOST REBOUNDS – SEASON

	Name	Year	Rebounds	Avg.
1.	Dave Cowens	1967-68	456	16.9
2.	Rick Benson	1954-55	451	17.3
3.	Dave Cowens	1969-70	447	17.2
4.	Dave Cowens	1968-69	437	17.5
5.	Dave Fedor	1959-60	400	16.0
6.	Reggie Royals	1970-71	390	15.0
7.	Reggie Royals	1971-72	351	11.0
8.	Dave Fedor	1960-61	336	14.0
9.	Gary Schull	1965-66	329	12.7
10.	Don Boltz	1957-58	303	12.1

500-Rebound Club

	Name	Years	Games	Avg.	Rebounds
1.	Dave Cowens	1967-70	78	17.2	1340
2.	Reggie Royals	1970-73	84	11.9	1006
3.	Dave Fedor	1959-62	72	13.5	969
4.	Greg Grady	1972-76	100	7.9	793
5.	Tat Hunter	1985-89	117	6.8	790
6.	Doug Edwards	1990-93	93	8.5	788
7.	Gary Schull	1963-66	76	10.1	781
8.	Lawrence McCray	1971-74	84	9.0	759
9.	Corey Louis	1994-98	107	7.1	755
10.	Randy Allen	1984-87	115	6.4	736
11.	Harry Davis	1974-78	108	6.8	734
12.	Kris Anderson	1976-81	107	6.7	715
13.	Bob Sura	1991-95	119	6.0	714
14.	Michael Polite	1987-91	99	6.8	673
15.	Rodney Dobard	1989-93	122	5.2	641
	Al Thornton	2003-07	124	5.2	641
17.	Murray Brown	1976-80	106	6.1	640
18.	David Thompson	1975-78	83	7.5	619
19.	Uche Eefu	2006-09	131	4.7	613
20.	Bob Williams	1955-57	72	8.4	604
21.	Don Boltz	1957-59	48	11.8	567
22.	Kirk Luchman	1993-97	111	5.0	552
23.	Michael Joiner	2001-04	120	4.6	550
24.	Ray Swain	1959-60	72	11.6	534
	Willie Williams	1968-70	52	10.3	534
26.	Rowland Garrett	1969-72	76	6.9	525
	Zach Perkins	1973-76	82	6.4	525
28.	Jerry Shirley	1963-65	73	7.2	522
29.	Andre Reid	1990-95	121	4.2	507
30.	Elvis Rolle	1980-81	59	8.5	502

ASSISTS

Game


	Name	Date	Assists
1.	Otto Petty vs. South Alabama	Jan. 19, 1972	16
	Tony William vs. Jacksonville	Feb. 12, 1983	16
3.	Otto Petty at Pan American	Dec. 23, 1970	15
	Otto Petty vs. Samford	Jan. 16, 1971	15
	Carlton Byrd vs. Stetson	Feb. 12, 1977	15
	Tony Jackson vs. Ala.-Birmingham	Feb. 20, 1980	15
7.	Otto Petty vs. Biscayne	Dec. 3, 1970	14
	Otto Petty vs. Northwestern	Dec. 23, 1972	14
	Wayne Smalls vs. Cal. State-Bakersfield	Dec. 18, 1974	14
10.	Otto Petty at Pan American	Dec. 23, 1970	13
	Otto Petty vs. Stetson	Jan. 17, 1973	13
	Otto Petty vs. Seton Hall	Feb. 3, 1973	13
	Carlton Byrd vs. South Florida	Feb. 9, 1974	13
	Tony William vs. Monmouth College	March 5, 1984	13
	Delvon Arrington at Georgia Tech	Jan. 9, 1999	13

Season

	Name	Year	Assists
1.	Otto Petty	1970-71	227
2.	Tony William	1983-84	215
3.	Tony Jackson	1979-80	213
4.	Otto Petty	1972-73	202
5.	Kerry Thompson	1996-97	184
6.	Delvon Arrington	1999-00	182
	Delvon Arrington	2001-02	182
8.	Delvon Arrington	1998-99	181
9.	Otto Petty	1971-72	173
10.	Kerry Thompson	1997-98	172
11.	Dean Shaffer	1984-85	171
12.	Sam Cassell	1992-93	170
13.	Tony Jackson	1977-78	166
14.	Carlton Byrd	1976-77	159

Career

	Name	Years	Assists
1.	Delvon Arrington	1999-02	688
2.	Otto Petty	1970-73	602
3.	Tony Jackson	1976-80	558
4.	Tony William	1981-84	482
5.	Bob Sura	1991-95	435
6.	Carlton Byrd	1973-77	401
7.	Charlie Ward	1990-94	396
8.	LaMarr Greer	1994-98	361
9.	Kerry Thompson	1996-98	356
	Todd Galloway	2003-06	356
11.	Isaiah Swann	2005-08	328
12.	Skip Young	1968-71	320
13.	Dean Shaffer	1983-85	317
14.	George McCloud	1985-89	299



Randy Allen, who is ranked sixth in school history with 592 career field goals made, has been ranked among the top 15 in career scoring for more than 20 years. He helped lead Florida State to two postseason appearances during his career as a Seminole.

DEFENSE

STEALS

Game	Name	Date	Steals
1.	Tony William vs. Memphis State	Feb. 26, 1983	9
	Charlie Ward vs. South Carolina	March 2, 1991	9
	Bob Sura at Georgia Tech	March 2, 1995	9
4.	Charlie Ward at Wake Forest	Jan. 11, 1992	8
	Sam Cassell at Jacksonville	Feb. 2, 1993	8
	Sam Cassell at Connecticut	Feb. 6, 1993	8
7.	Carlton Byrd vs. Troy State	Jan. 8, 1977	7
	Tony Jackson at Tulane	Jan. 7, 1978	7
	Mickey Dillard vs. Florida	Dec. 8, 1979	7
	Tony William vs. South Florida	Dec. 10, 1982	7
	Tony William vs. New Mexico	Feb. 22, 1983	7
	Dean Shaffer at Louisville	Jan. 25, 1984	7
	Charlie Ward vs. Arkansas	Jan. 21, 1991	7
	Charlie Ward vs. Mercer	Jan. 20, 1992	7
	Sam Cassell vs. Maryland Baltimore County	Dec. 28, 1992	7
	Bob Sura vs. UNC Greensboro	Dec. 30, 1993	7
	Kerry Thompson vs. Butler	Dec. 30, 1996	7
	Delvon Arrington at Clemson	Feb. 23, 2002	7
	Tim Pickett vs. Davidson	Dec. 30, 2002	7
20.	Jeff Hogan vs. George Washington	Dec. 29, 1967	6
	David Thompson at Vermont	Dec. 30, 1976	6
	David Thompson at Louisville	Jan. 22, 1978	6
	Ed Chatman at George Washington	Jan. 25, 1979	6
	Tony Jackson at Tulane	Jan. 12, 1980	6
	Tony William vs. Jacksonville	Dec. 4, 1981	6
	Tony William vs. Florida	Jan. 11, 1982	6
	Tony William vs. Louisville	March 6, 1982	6
	Tony William at New Mexico	Jan. 2, 1983	6
	Tony William vs. Central Florida	Nov. 26, 1983	6
	Dean Shaffer vs. Baptist College	Jan. 18, 1984	6
	Joe Farrar vs. Tulane	Feb. 6, 1985	6
	Tat Hunter at Louisville	Feb. 17, 1988	6
	Michael Polite at Louisville	Feb. 6, 1990	6
	Charlie Ward vs. Clemson	Feb. 8, 1992	6
	Charlie Ward vs. North Carolina	Feb. 27, 1992	6
	Charlie Ward vs. NC State	March 13, 1992	6
	James Collins vs. UNC Greensboro	Dec. 30, 1993	6
	Chuck Graham vs. Virginia	Feb. 6, 1994	6
	James Collins vs. NC State	Feb. 14, 1996	6
	James Collins vs. Rice	Nov. 29, 1996	6
	Kerry Thompson vs. Maryland	Jan. 29, 1997	6
	Kerry Thompson vs. Kansas	Nov. 28, 1997	6
	Kerry Thompson vs. UNC Asheville	Dec. 17, 1997	6
	Terrell Baker at Jacksonville	Dec. 17, 1998	6
	Delvon Arrington at Georgia Tech	Jan. 27, 2001	6
	Tim Pickett vs. Savannah State	Nov. 24, 2002	6
	Tim Pickett at Georgia Tech	March 6, 2004	6
	Ralph Mims vs. Jacksonville	Dec. 21, 2004	6
	Todd Galloway vs. Stetson	Dec. 20, 2005	6
	Toney Douglas vs. Minnesota	Nov. 27, 2007	6
	Toney Douglas vs. Stetson	Nov. 30, 2007	6

Ralph Mims vs. Duke	Jan. 16, 2008	6
Toney Douglas vs. Virginia	Jan. 23, 2008	6
Toney Douglas vs. Georgia Tech	Feb. 5, 2009	6

Season

Name	Year	Steals
1. Sam Cassell	1992-93	97
2. Toney Douglas	2007-08	90
3. Tim Pickett	2002-03	82
	2003-04	82
5. Dean Shaffer	1984-85	81
6. Terrell Baker	1998-99	80
7. Tony Williams	1982-83	75
	1991-92	75
9. Tony Jackson	1977-78	73
10. Charlie Ward	1990-91	71
	1996-97	71
	2009-10	71
13. Dean Shaffer	1983-84	70
14. Tony William	1981-82	66
15. Tony Jackson	1979-80	65
	1993-94	65
17. Delvon Arrington	1998-99	64
18. Toney Douglas	2008-09	63
	1983-84	62
	1985-86	62
21. Delvon Arrington	2001-02	61
22. Kerry Thompson	1997-98	60

Career

Name	Years	Steals
1. Charlie Ward	1990-94	238
2. Delvon Arrington	1999-02	225
3. Bob Sura	1991-95	209
4. Tony William	1982-84	203
5. Tony Jackson	1977-80	196
6. James Collins	1993-97	191
7. Toney Douglas	2007-09	188
	2002-04	164
8. Sam Cassell	1991-93	153
9. Dean Shaffer	1984-86	151
10. Mickey Dillard	1977-81	140
11. Terrell Baker	1997-99	139
	2005-08	139
13. LaMarr Greer	1994-98	136
	2005-08	136
15. Jason Rich	2005-08	133
16. Tharon Mayes	1988-90	132
17. Kerry Thompson	1996-98	131
18. Todd Galloway	2003-04	129
19. Maurice Myrick	1982-85	126
20. Chris Singleton	2009-Pr.	125
21. Doug Edwards	1990-93	123
	2001-04	123

BLOCKS

Game	Name	Date	Blocks
1.	Andre Reid vs. Bethune Cookman	Dec. 5, 1993	9
	Corey Louis vs. Maryland	Jan. 10, 1995	9
3.	Greg Grady vs. Stetson	Jan. 17, 1973	8
	Doug Edwards at Jacksonville	Feb. 2, 1993	8
	Andre Reid vs. UNC Greensboro	Dec. 30, 1993	8
	Andre Reid vs. Florida Atlantic	Dec. 3, 1994	8
7.	Rodney Dobard vs. Auburn	Dec. 3, 1989	7
	Rodney Dobard vs. UMBC	Dec. 28, 1992	7
	Rodney Dobard vs. Maryland	Jan. 13, 1993	7
	Solomon Alabi vs. Boston College	Feb. 14, 2010	7
10.	Andre Reid vs. Texas Southern	Nov. 27, 1990	6
	Rodney Dobard vs. South Florida	Dec. 18, 1990	6
	Rodney Dobard vs. Louisville	Jan. 12, 1991	6
	Rodney Dobard vs. Memphis State	Feb. 21, 1991	6
	Rodney Dobard vs. UCLA	Nov. 27, 1992	6
	Rodney Dobard vs. South Florida	Dec. 30, 1992	6
	Rodney Dobard at Wake Forest	Jan. 9, 1993	6
	Rodney Dobard at North Carolina	Jan. 27, 1993	6
	Rodney Dobard at NC State	Feb. 17, 1993	6
	Rodney Dobard vs. Evansville	March 18, 1993	6
	Andre Reid vs. Florida Atlantic	Dec. 1, 1993	6
	Andre Reid vs. Florida	Dec. 17, 1994	6
	Corey Louis at Maryland	Feb. 11, 1995	6
	Randell Jackson vs. Marist	Dec. 28, 1996	6
	Randell Jackson vs. Virginia	Feb. 28, 1998	6
	David Anderson vs. Duke	Jan. 16, 2000	6
	Solomon Alabi vs. Charleston Southern	Dec. 19, 2008	6
	Xavier Gibson vs. Stetson	Nov. 18, 2009	6
	Solomon Alabi vs. Georgia State	Dec. 15, 2009	6

Season

Name	Year	Blocks
1. Rodney Dobard	1992-93	111
2. Solomon Alabi	2009-10	71
3. Corey Louis	1994-95	74

4. Solomon Alabi	2007-08	73
5. Alton Lee Gipson	1983-84	55
	1993-94	53
6. Corey Louis	1997-98	50
7. Elvis Rolle	1980-81	47
	1984-85	47
	1990-91	47
10. Rodney Dobard	1991-92	46
	1996-97	46
12. Doug Edwards	1992-93	44
	2000-01	44
14. Corey Louis	1995-96	43

Career

Name	Years	Blocks
1. Rodney Dobard	1989-93	240
2. Corey Louis	1994-98	197
3. Andre Reid	1990-95	160
4. Doug Edwards	1990-93	121
5. Mike Mathews	2001-04	118
6. Randell Jackson	1995-98	113
7. Randy Allen	1984-87	103
8. Alton Lee Gipson	1983-85	102
9. Elvis Rolle	1979-81	89
10. Jerome Fitchett	1984-88	86
11. Anthony Richardson	2001-05	84
	2008-Pr.	84
13. Ron Hale	1996-00	77
14. Al Thornton	2003-07	74
15. Kirk Luchman	1994-97	72
16. Uche Echefu	2006-09	68
17. Irv Thomas	1989-90	66
	2004-06	66
19. Trevor Harvey	2002-03	60
20. Murray Brown	1977-80	58
21. Michael Joiner	2001-04	57
22. Uche Echefu	2006-Pr.	56
23. David Anderson	2000-02	54
	2002-05	54

GAMES PLAYED

Career

Name	Years	Games	Name	Years	Games	Name	Years	Games
1. Uche Echefu	2006-09	131	10. Andre Reid	1990-95	121	19. Tat Hunter	1985-89	117
2. Andrew Wilson	2001-06	129	11. Ron Hale	1996-00	120	George McCloud	1985-89	117
Jason Rich	2005-08	129	Michael Joiner	2001-04	120	LaMarr Greer	1994-98	117
4. Ralph Mims	2005-08	128	Isaiah Swann	2005-08	120	22. Maurice Myrick	1981-85	116
5. Ryan Reid	2007-10	126	14. Bob Sura	1991-95	119	Aubry Boyd	1987-91	116
6. Al Thornton	2003-07	124	Anthony Richardson	2001-05	119	24. Mickey Dillard	1976-80	115
7. Todd Galloway	2003-06	123	16. Jerome Fitchett	1984-88	118	Randy Allen	1984-87	115
8. Rodney Dobard	1989-93	122	Chuck Graham	1989-94	118	Mike Mathews	2001-04	115
Adam Waleskowski	2001-05	122	Delvon Arrington	1999-02	118			

GAMES STARTED

Career

Name	Years	Games Started	Name	Years	Games Started	Name	Years	Games Started
1. Delvon Arrington	1999-02	117	7. Toney Douglas	2007-09	95	13. Uche Echefu	2006-09	87
2. Randy Allen	1984-87	111	8. Bob Sura	1992-95	99	14. Reggie Royals	1971-73	84
3. Jason Rich	2005-08	106	9. Doug Edwards	1991-93	93	Lawrence McCray	1972-74	84
4. Michael Joiner	2001-04	105	10. Tony Jackson	1977-80	89	Isaiah Swann	2005-08	84
5. James Collins	1994-97	102	Corey Louis	1995-98	89	17. Greg Grady	1973-76	79
6. LaMarr Greer	1995-98	101	12. Rodney Dobard	1990-93	88	18. Larry Warren	1974-76	78
						19. Harry Davis	1975-78	76

DOUBLE-DOUBLES

Season

Name	Years	Games	Name	Years	Games	Name	Years	No.
1. Dave Cowens	1968-69	23	35. Dave Fedor	1960-61	7	20. Irv Thomas	1989-90	15
2. Dave Cowens	1969-70	21	Jan Gies	1967-68	7	21. Tony Dawson	1988-89	14
Reggie Royals	1970-71	21	Vernell Ellzy	1970-71	7	22. David Thompson	1976-78	13
4. Dave Cowens	1967-68	18	Lawrence McCray	1971-72	7	Kris Anderson	1977-79, 81	13
5. Gary Schull	1965-66	17	Doug Edwards	1990-91	7	24. Dick Artmeier	1953-56	12
Reggie Royals	1971-72	17	Corey Louis	1994-95	7	Otto Petty	1971-73	12
7. Willie Williams	1969-70	16	41. Willie Williams	1968-69	6	Zach Perkins	1973-76	12
Doug Edwards	1992-93	16	Otto Petty	1970-71	6	Bob Sura	1992-95	12
9. Dave Fedor	1959-60	14	Tony Dawson	1988-89	6	28. Dick Danford	1966-68	9
Greg Grady	1974-75	14	Irv Thomas	1988-89	6	Jan Gies	1968-70	9
11. Doug Edwards	1991-92	13	Corey Louis	1997-98	6	Vernell Ellzy	1970-71	9
12. Dick Artmeier	1954-55	12				Alton Lee Gipsn	1984-85	9
Rowland Garrett	1971-72	12				Alexander Johnson	2004-06	9
14. Reggie Royals	1972-73	11				Uche Echefu	2006-09	9
Elvis Rolle	1979-80	11				34. Rodney Dobard	1990-93	8
Elvis Rolle	1980-81	11				Kirk Luchman	1994-97	8
Michael Polite	1989-90	11				36. Gary Wold	1953-56	6
18. Rowland Garrett	1970-71	10				Carlton Byrd	1974-77	6
Lawrence McCray	1973-74	10				Solomon Alabi	2008-10	6
Mitchell Wiggins	1981-82	10				38. Larry Warren	1974-76	5
Michael Polite	1990-91	10				Randell Jackson	1996-98	5
22. Lawrence McCray	1972-73	9				Delvon Arrington	1999-02	5
Greg Grady	1973-74	9				Nigel Dixon	2000-02	5
Harry Davis	1976-77	9				Tim Pickett	2003-04	5
Murray Brown	1978-79	9				43. Jerry Shirley	1963-65	4
Tat Hunter	1987-88	9				Bill Glenn	1966-67	4
Irv Thomas	1989-90	9				Ron King	1971-73	4
Alexander Johnson	2005-06	9				Zach Perkins	1973-76	4
29. Dave Fedor	1961-62	8				Maurice Robinson	1993-94	4
Murray Brown	1979-80	8				Ron Hale	1997-00	4
Randy Allen	1986-87	8				Antwuan Dixon	1999-02	4
Tony Dawson	1987-88	8						
Tat Hunter	1988-89	8						
Al Thornton	2005-06	8						

Career

Name	Years	No.
1. Dave Cowens	1968-70	65
2. Reggie Royals	1971-73	51
3. Doug Edwards	1991-93	36
4. Greg Grady	1973-76	31
5. Dave Fedor	1960-62	29
6. Lawrence McCray	1972-74	26
Elvis Rolle	1979-81	26
8. Rowland Garrett	1970-72	24
9. Rick Benson	1952-55	23
Willie Williams	1969-70	23
11. Gary Schull	1964-66	21
Michael Polite	1988-91	21
Murray Brown	1977-80	21
Harry Davis	1975-78	21
15. Corey Louis	1995-98	19
Tat Hunter	1986-89	19
17. Mitchell Wiggins	1982-83	16
Randy Allen	1984-87	16
Al Thornton	2003-07	16

TRIPLE-DOUBLES

Season

Name, Opponent	Date	Pts.	Rebs.	Assists
1. Reggie Royals vs. Georgia Southern	Dec. 1, 1972	12	16	10
Bob Sura vs. NC State	Jan. 15, 1995	19	12	12

Career

Name, Opponent	Date	Pts.	Rebs.	Assists
1. Reggie Royals vs. Georgia Southern	Dec. 1, 1972	12	16	10
Bob Sura vs. NC State	Jan. 15, 1995	19	12	12

ALL-TIME SCORING

Name	Years	GP	FGM	FGA	PCT	3FGM	3FGA	PCT	FTM	FTA	PCT	TOTAL	AVG
1. Bob Sura	1992-95	119	731	1,626	.450	214	640	.334	454	696	.652	2,130	17.9
2. Jim Oler	1953-56	91	528	1,303	.405				761	975	.781	1,817	20.0
3. James Collins	1994-97	112	645	1,433	.450	255	686	.372	267	365	.679	1,793	16.0
4. Mickey Dillard	1977-81	115	643	1,248	.515				448	583	.768	1,734	15.1
5. Toney Douglas	2007-09	99	560	1,251	.448	178	473	.376	357	443	.806	1,655	16.7
6. Doug Edwards	1991-93	93	621	1,194	.520	30	114	.263	332	458	.725	1,604	17.2
7. George McCloud	1986-89	117	529	1,149	.460	201	468	.429	315	405	.778	1,574	13.5
8. Al Thornton	2003-07	124	546	1,034	.528	63	144	.438	366	522	.701	1,521	12.3
9. Harry Davis	1975-78	108	640	1,095	.584				234	382	.613	1,514	14.0
10. Dave Cowens	1967-70	78	582	1,122	.519				315	464	.679	1,479	18.9
11. Murray Brown	1977-80	106	566	847	.668				338	483	.700	1,470	13.9
12. Dave Fedor	1960-62	72	585	1,174	.498				286	363	.788	1,456	20.2
13. Randy Allen	1983-87	115	592	1,205	.491	0	2	.000	254	413	.615	1,438	12.5
14. Ham Wernke	1952-55	73	505	1,308	.385				396	533	.743	1,404	19.2
15. Reggie Royals	1971-73	84	580	1,181	.491				242	349	.693	1,402	16.7
16. Hugh Durham	1957-59	73	470	1,230	.382				441	568	.776	1,381	18.9
17. Chuck Graham	1990-94	118	503	1,147	.439	115	333	.345	216	285	.758	1,337	11.3
18. Jason Rich	2004-08	129	510	1,096	.465	59	197	.299	236	308	.766	1,315	10.2
19. David Thompson	1976-78	83	571	1,213	.471				147	216	.681	1,289	15.5
20. Tharon Mayes	1988-90	77	466	942	.495	128	337	.380	200	255	.784	1,260	16.4
21. Ron King	1971-73	64	542	1,170	.463				168	230	.730	1,252	19.6
22. Ron Hale	1997-00	120	423	956	.442	111	339	.327	279	374	.746	1,236	10.3
23. Sam Cassell	1992-93	66	440	920	.478	108	295	.366	223	304	.734	1,211	18.3
24. Alton Lee Gipson	1984-85	61	496	986	.503				202	323	.625	1,194	19.6
25. Delvon Arrington	1998-02	118	413	1,014	.407	120	353	.340	227	314	.723	1,173	9.9
26. Jeff Hogan	1967-69	79	466	975	.478				232	305	.761	1,164	14.7
27. Tony Dawson	1988-89	60	453	852	.532	26	88	.295	229	313	.732	1,161	19.4
28. Gary Schull	1964-66	76	408	832	.490				326	472	.691	1,142	15.0
29. Corey Louis	1995-98	107	447	925	.483	1	2	.500	232	371	.625	1,127	10.5
30. Lawrence McCray	1971-74	84	492	896	.549				127	223	.570	1,111	13.2
31. Larry Warren	1974-76	78	473	1,069	.442				162	212	.764	1,108	14.2
32. Michael Polite	1988-91	99	381	711	.536	11	32	.344	297	450	.660	1,070	10.8
33. Mitchell Wiggins	1982-83	46	439	798	.550				189	249	.759	1,067	23.2
34. Pee Wee Barber	1986-87	59	395	802	.493	72	161	.447	200	254	.787	1,062	18.0
35. Rodney Dobard	1990-93	122	456	779	.585	0	3	.000	146	243	.601	1,058	8.7
36. Isaiah Swann	2004-08	120	369	835	.442	172	456	.377	143	188	.761	1,053	8.8
37. Tim Pickett	2002-04	62	352	864	.407	194	529	.367	140	172	1.624	1,038	16.7
38. LaMarr Greer	1995-98	117	364	873	.417	123	380	.324	171	255	.671	1,022	8.7
39. Tom McLaughlin	1948-52	92	409						201			1,019	11.1
40. Wayne Smalls	1974-77	104	457	1,007	.454				102	135	.756	1,016	9.8
41. Ray Swain	1958-62	72	403	793	.508				194	304	.638	1,000	13.9
42. Anthony Richardson	2002-05	119	352	815	.432	63	207	.304	223	289	.772	990	8.3
43. Jerome Fitchett	1985-88	118	388	677	.573	26	58	.448	176	236	.746	978	8.3
44. Tony William	1982-84	84	428	906	.472				113	154	.734	969	11.5
45. Randell Jackson	1996-98	86	378	797	.474	14	51	.275	193	295	.654	963	11.2
46. Eugene Harris	1974-76,78	107	395	795	.497				166	229	.725	956	8.9
47. Kris Anderson	1977-79,81	107	371	633	.586				205	271	.756	947	8.9
48. Michael Joiner	2001-04	120	368	825	.446	92	255	.361	117	181	.646	945	7.9
49. Greg Grady	1973-76	100	401	708	.566				137	220	.623	939	9.4
50. Elvis Rolle	1980-81	59	365	619	.590				193	337	.573	923	15.6
51. Uche Echefu	2006-09	131	294	672	.438	66	213	.310	264	331	.798	918	7.0
52. Jerry Shirley	1963-65	73	378						161	198	.813	917	12.6
53. Alexander Johnson	2004-06	92	306	589	.520	12	39	.308	276	414	.667	900	9.8
54. Charlie Long	1961-63	69	370	790	.468				157	231	.680	897	13.0
55. Tat Hunter	1986-89	117	395	707	.559	0	1	.000	95	184	.516	885	7.6
56. Carlton Byrd	1974-77	105	341	692	.493				186	249	.747	868	8.3
57. Skip Young	1969-71	74	361	817	.442				142	195	.728	864	11.7
58. Rowland Garrett	1970-72	76	335	700	.479				177	250	.708	847	11.1
59. Rick Benson	1952-55	83	328	1,104	.297				181			837	10.1
60. Otis Cole	1972-74	84	364	798	.456				97	134	.724	825	9.8
61. Richard Artmeier	1953-56	80	296						230			822	10.3
62. Irv Thomas	1989-90	61	317	643	.493	0	5	.000	181	255	.710	815	13.4
63. Terrell Baker	1998-99	61	271	585	.463	76	237	.321	189	246	.768	807	13.2
64. Aubry Boyd	1988-91	116	265	681	.389	93	292	.318	156	222	.703	779	6.7
65. Darrel Stewart	1966-68	78	289	622	.465				192	281	.683	770	9.9
66. Ralph Mims	2005-08	128	222	567	.392	89	254	.350	226	284	.796	759	5.9
67. Kirk Luchman	1994-97	111	288	538	.535	0	0	.000	176	258	.682	752	6.8
68. Monte Cummings	2001-02	57	260	524	.496	16	50	.320	209	279	.749	745	13.1
69. Maurice Myrick	1982-85	116	286	606	.472				169	254	.665	741	6.4
70. Charlie Ward	1991-94	91	263	596	.441	74	229	.323	140	220	.636	740	8.1
71. Vince Martello	1983-84	53	302	566	.534				130	168	.774	734	13.8
LaRae Davis	1986-87	55	279	548	.509	80	175	.457	96	123	.780	734	13.3
73. Todd Galloway	2003-06	123	236	566	.417	92	256	.359	158	245	.645	722	5.9
74. Adrian Crawford	1999-01	75	244	658	.371	135	375	.360	85	134	.634	708	9.4
75. Solomon Alabi	2008-10	76	270	506	.534	0	1	.000	164	220	.745	704	9.3
76. Zach Perkins	1973-76	82	293	626	.468				117	188	.622	703	8.6
77. Bill Peacock	1964-66	75	275						141			691	9.2
78. Adam Waleskowski	2002-05	122	255	582	.438	48	127	.378	130	174	.747	688	5.6
79. Gary Wold	1953-56	78	208						270			686	8.8
80. Damous Anderson	1999-00	50	267	489	.546	54	131	.412	95	142	.669	683	13.7
81. Antwan Dixon	1999-02	109	235	533	.441	83	243	.342	125	179	.698	678	6.2
82. Bobby Parks	1978-81	97	244	521	.468				156	213	.732	644	6.6
83. Jan Gies	1968-70	78	245	428	.572				153	206	.743	643	8.2
84. Bob Whitmer	1951-52	50	233						176			642	12.8
Willie Williams	1969-70	52	268	482	.556				106	184	.576	642	12.3
86. Tony Jackson	1977-80	108	256	671	.382				117	214	.547	631	5.8
86. Vernell Ellzy	1970-71	52	240	477	.503				142	212	.670	622	12.0
87. Ryan Reid	2007-10	126	236	477	.495	1	1	1.000	151	250	.604	624	5.0
88. Jerry Westhafer	1951-54	62	261						98			620	10.0
89. Von Wafer	2004-05	61	214	528	.405	108	296	.365	79	118	.669	615	10.1

ALL-TIME SCORING

Name	Years	GP	FGM	FGA	PCT	3FGM	3FGA	PCT	FTM	FTA	PCT	TOTAL	AVG
90. Otto Petty	1971-73	82	227	530	.428				151	211	.716	605	7.4
91. Chris Singleton	2009-Pr.	67	212	516	.411	69	229	.314	115	219	.548	608	9.1
92. Dean Shaffer	1984-85	59	253	497	.509				93	135	.689	599	10.2
93. Andrew Wilson	2001-06	129	188	481	.391	110	300	.367	111	145	.766	597	4.6
94. Pete Rogers	1963-65	53	239						111			589	11.1
95. Ron Harris	1970-72	84	234	553	.423				110	153	.719	578	6.9
96. Kerry Thompson	1997-98	64	207	539	.384	50	168	.298	98	143	.685	562	8.8
97. Bill Glenn	1966-67	49	243	521	.466				52	65	.800	538	11.0
98. Michael Johnson	1982-84	68	195	395	.494				147	210	.700	537	7.9
99. Dick Danford	1966-68	73	205	415	.494				112	183	.612	522	7.2
100. James Bozeman	1978-79,81	67	218	450	.484				81	134	.604	517	7.7
101. Jack Davis	1960-62	71	153	439	.349				191	275	.695	497	7.0
102. Pete Gonzalez	1963-65	67	170						155			495	7.4
103. Larry Strom	1957-58	51	191	414	.461				112	159	.704	494	9.7
104. Bob Hartman	1951	27	185						105			475	17.6
Raleigh Choice	1986-87	54	190	371	.512	0	2	.000	95	128	.742	475	8.8
106. Nigel Dixon	2000-02	85	185	384	.482	0	0	.000	103	219	.470	473	5.6
107. Andre Reid	1991-95	121	186	404	.460	0	2	.000	100	184	.543	472	3.9
108. Jim Liteky	1958-59	48	166						135	180	.750	467	9.7
109. Derwin Kitchen	2008-Pr.	57	163	370	.441	35	108	.324	96	136	.701	457	8.0
110. Lee Benjamin	1949-50	48	197						57			451	9.4
Tom Garcia	1955-58	71	150						151	203	.744	451	6.4
112. Hank Mann	1975,77-79	86	194	424	.458				60	124	.484	448	5.2
Mike Mathews	2001-04	115	175	380	.461	0	0	.000	98	163	.484	448	3.9
114. Bill Weigel	1949-50	48	159						128			446	9.3
115. David Speights	1982-85	90	170	361	.471				104	172	.605	444	4.9
116. Granville Arnold	1983-85	64	141	276	.511				161	197	.817	443	6.9
117. Dale Klay	1968-69	52	193	418	.462				51	70	.729	437	8.4
118. Don Bates	1959	23	179	495	.362				76	101	.752	434	18.9
119. Oliver Simmons	1998-00	82	171	373	.458	9	26	.346	80	137	.584	431	5.3
120. Bobby Lovell	1963-65	67	176						74			426	6.4
121. Burt Deckel	1958	25	163	457	.357				99	134	.739	425	17.0
122. Ron Malmen	1965-66	40	177	424	.417				69	88	.784	423	10.6
123. Bobby Waitis	1955-57	56	150	398	.377				117	153	.765	417	7.4
124. Rufus Ashworth	1960-62	62	164	454	.361				85	124	.685	413	6.7
125. Derrick Carroll	1993-95	60	147	353	.416	77	213	.362	40	57	.702	411	6.9
126. Randy Cable	1968-70	76	149	324	.460				106	139	.763	404	5.3
127. Bob Williams	1955-57	72	149	384	.388				100	175	.571	398	5.5
128. Dick Kendall	1949-50	45	155						86			396	8.8
129. Oren Gilmore	1981-82	56	158	310	.510				79	138	.572	395	7.1
130. Jim Savage	1958-60	70	146						91	167	.545	383	5.5
131. Deividas Dulkys	2009-Pr.	63	131	350	.374	100	277	.357	30	41	.732	391	6.2
132. Duane Gordon	1952-54	56	159						64			382	6.8
133. Geoff Brower	1995-98	63	134	305	.439	58	168	.345	51	74	.689	377	6.0
134. Trevor Harvey	2002-03	57	141	245	.576	0	0	.000	79	141	.560	361	6.3
135. Rodney Arnold	1980-81	49	121	304	.398				116	156	.744	358	7.3
136. Joe Farrar	1984-85	55	153	309	.495				50	67	.746	356	6.5
137. Derrick Mitchell	1988-89	58	121	252	.480	1	2	.500	112	180	.622	355	6.1
138. John Richter	1959-60	39	133	320	.416				77	136	.566	343	8.8
Dale Ricketts	1961-63	41	120						103	147	.701	343	8.4
140. Larry Dickson	1948-51	71	122						94			338	4.8
141. Jim Lyttle	1966	26	117	259	.452				88	116	.759	322	12.4
142. Nate Johnson	2003-04	62	103	271	.380	72	184	.391	35	55	.636	313	5.1
143. Maurice Robinson	1993-94	59	126	238	.529	0	0	.000	55	98	.561	307	5.2
Scott Shepherd	1993-96	87	86	241	.357	46	135	.341	89	119	.748	307	3.5
145. Daniel Boltz	1958-59	48	113						77	132	.583	303	6.3
146. Cal Hugel	1963-64	49	128						41			297	6.1
147. Ian Morrison	1967	26	117	303	.386				62	81	.765	296	11.4
148. Ed Chatman	1979	29	122	270	.452				51	80	.638	295	10.2
149. Ken Macklin	1969-70	33	119	264	.451				55	65	.846	293	8.9
150. Ken Leakey	1964-66	61	106						75			287	4.7
151. Lou Fischer	1950-52	48	118						48			284	5.9
152. Stu Gregory	1956-58	50	117						48	87	.552	282	5.6
153. Jim Smith	1976-78	70	111	233	.476				52	80	.650	274	3.9
154. Dale Reeves	1962-63	41	101	187	.540				69	122	.566	271	6.6
155. Jerel Allen	2005-07	65	101	250	.404	45	125	.360	23	36	.639	270	4.2
156. Michael Snaer	2010-Pr.	32	101	230	.439	23	66	.348	57	87	.655	262	8.8
157. Avery Curry	1995-96	51	84	252	.333	38	120	.317	54	87	.621	260	5.1
158. Greg Samuel	1971-72	45	92	214	.430				70	92	.761	254	5.6
159. Pernell Tookes	1979-81	68	100	230	.435				49	65	.754	249	3.7
Xavier Gibson	2009-Pr.	64	99	181	.547	6	16	.375	45	80	.563	249	3.9
Luke Loucks	2009-Pr.	67	84	219	.384	40	128	.313	41	66	.621	249	3.7
162. Bob Ward	1956-57	46	102	288	.354				44	73	.603	248	5.4
163. Bennie Clyde	1973	19	111	216	.514				25	37	.676	247	13.0
164. Byron Wells	1989-90,92-93	75	102	196	.520	9	39	.231	33	59	.559	246	3.3
165. Larry Gay	1971-73	64	102	216	.472				35	64	.547	239	3.7
166. Diego Romero	2005-06	61	79	147	.537	14	33	.424	62	100	.620	234	3.8
167. Jordan DeMercy	208-10	87	84	204	.412	17	67	.254	43	69	.623	228	2.6
168. Dick Trobaugh	1950-51	46	86						53			225	4.9
169. Lorenzo Hands	1989-91,93	95	86	212	.406	12	42	.286	38	66	.576	222	2.3
170. Bud Scott	1951	27	91						36			218	8.1
Brad Johnson	1988-89	56	73	141	.518	15	42	.357	57	65	.877	218	3.9
172. Herbie Allen	1976	26	89	169	.527				37	50	.740	215	8.3
173. Karim Shabazz	1998-99	37	75	146	.514	0	0	.000	60	128	.469	210	5.7
174. Casaan Breedon	2006-08	66	76	171	.444	18	58	.782	38	51	.745	208	3.2
175. David White	1988-91	113	83	172	.483	9	26	.346	32	99	.323	207	1.8
176. Otis Johnson	1973	26	86	172	.500				27	47	.574	199	7.7
171. Tom Burst	1952-55	62	73						50			196	3.2
John Burt	1969-71	55	84	212	.396				28	54	.519	196	3.6
174. Tony Karasek	1986-87	38	76	162	.469	0	0	.000	36	60	.600	188	4.9

ALL-TIME SCORING

Name	Years	GP	FGM	FGA	PCT	3FGM	3FGA	PCT	FTM	FTA	PCT	TOTAL	AVG
177. Bill Kratzert	1948-49	20	65						53			183	9.2
178. Bud Marsee	1951-52	25	75						31			181	7.2
Wally Dale	1962-63	36	78	181	.431				25	38	.658	181	5.0
180. Ken Doyle	1966-68	53	61	131	.466				55	89	.618	177	3.3
David Shaffer	1986	23	68	144	.472				41	58	.707	177	7.7
182. Fred Twomey	1955-57	53	52	172	.302				65	112	.580	169	3.2
Bobby Ek	1962-64	56	70						29			169	3.0
184. Charlie Tinsley	1959	21	68	146	.466				27	61	.443	163	7.8
185. Orlando Wyman	1948-51	65	60						42			162	2.5
Bob Pence	1949-50,52-53	65	60						42			162	2.5
187. Faurest Coogle	1961-63	36	53	114	.465				53	88	.602	159	4.4
188. Tim Edney	1960-62	46	46	119	.387				66	106	.623	158	3.4
189. Dave Ross	1967-68	48	45	128	.352				67	100	.670	157	3.3
190. Bill Phillips	1964-66	55	53						50			156	2.8
191. Art Adams	1949	23	64						15			143	6.2
192. Jim Pavy	1948-49	34	53						35			141	4.1
193. Bobby Miles	1982-84	65	52	121	.430				35	53	.660	139	2.1
194. Raphael Phillip	1982-83	48	50	118	.424				36	60	.600	136	2.8
195. Brian Murphy	1965-67	67	39	121	.322				57	87	.655	135	2.0
196. Chad Copeland	1990-91	41	29	95	.305	15	45	.333	61	81	.753	134	3.3
197. Bob DePathy	1968	27	53	123	.431				24	40	.600	130	4.8
198. Fred Woodward	1958-60	30	53						23	25	.920	129	4.3
199. Tom Dellahan	1953-54	28	49						26			124	4.4
200. Bill Cotton	1960-61	17	47						29	37	.784	123	7.2
201. Jimtom Richardson	1952-53	24	49	159	.308				22	39	.564	120	5.0
Devonaire Deas	1997-98	52	43	116	.371	10	33	.303	24	39	.615	120	2.3
203. Ernest Williams	1948	13	36						38			110	8.5
Irvin Quinn	1951-52	27	46						18			110	4.1
205. Emanuel Mathis	1999-00	42	30	89	.337	17	54	.315	21	29	.724	98	2.3
206. Justin Mott	1999-00	59	32	89	.360	0	0	.000	33	59	.559	97	1.6
David Anderson	2000-02	70	37	98	.378	0	0	.000	23	41	.561	97	1.4
208. Ken Bush	1969	19	41	88	.466				13	21	.619	95	5.0
209. Julian Vaughn	2008	31	35	68	.515	0	0	.000	22	32	.688	92	3.0
210. Joe Williams	1957-59	53	33						24	35	.686	90	1.7
211. JD Bracy	2002	22	32	95	.337	14	51	.275	11	16	.688	89	4.0
212. Ron Miller	1990-92	43	29	65	.446	15	32	.469	15	22	.682	88	2.0
213. Derrick Myers	1991	32	23	51	.451	3	10	.300	36	44	.818	85	2.7
214. Ted Hewitt	1949-51	22	30						21			81	3.7
215. Bob Chassee	1974-75	33	33	57	.579				11	30	.367	77	2.3
216. Ralph Chaudron	1948	17	28						20			76	4.5
Joe Westhafer	1957-58	35	25						26	46	.565	76	2.2
218. Tim Wooden	1995-96	36	32	58	.552	1	2	.500	9	20	.450	74	2.1
219. Dennis Burke	1973-74	28	33	75	.440				5	6	.833	71	2.5
220. Charles Fairchild	1965-66	28	21	66	.318				28	38	.737	70	2.5
Reggie Meadows	1983	7	27	59	.458				16	25	.640	70	10.0
Matt Chlebek	1998-00	60	22	73	.301	15	45	.333	11	16	.688	70	1.2
223. Ronnie Watson	1982-84	52	22	73	.301				23	27	.852	67	1.3
224. Hosea Maxwell	1948	12	28						10			66	5.5
Carl Reynolds	1968-69	28	24	72	.333				18	30	.600	66	2.4
226. Sheldon Hilaman	1948-49	18	24						17			65	3.6
Ronald Nettles	1948-51	55	25						15			65	1.2
Ronald Thompson	1998-99	42	24	67	.358	1	4	.250	16	28	.571	65	1.5
229. Ben McCrary	1948	14	23						18			64	4.6
Roger Freudenstein	1960	8	25	68	.368				14	24	.583	64	8.0
Gentry Sparks	1996-97	25	25	51	.490	3	8	.375	11	21	.524	64	2.6
232. Rodney Tucker	2000	29	23	62	.371	0	0	.000	16	37	.432	62	2.1
233. Jerry Smith	1960-61	27	25	70	.357				9	19	.474	59	2.2
234. Craig Mateer	1986-87	43	23	63	.365	2	14	.143	10	20	.500	58	1.3
235. Jesse Salters	1991	25	23	49	.469	0	1	.000	11	19	.579	57	2.3
236. Ed Wursbach	1954-56	32	20						16			56	1.8
Bob Casteel	1957-58,60	41	17						22	53	.415	56	1.4
Thomas Mabry	1985-86	37	16	40	.400				24	33	.727	56	1.5
239. Don Biggs	1966	21	21	43	.488				13	18	.722	55	2.6
240. Tony Carter	1985-87	34	22	55	.400	0	1	.000	10	14	.714	54	1.6
Jonathan Kerner	1993-94	28	19	34	.559	0	0	.000	16	25	.640	54	1.9
242. Matt Zitani	2006-Pr.	42	21	50	.420	7	9	.777	4	5	.800	52	1.2
243. Brian Hoff	2006-09	46	19	45	.422	10	25	.400	5	8	.625	53	1.2
244. Donnie Kuhl	1977-79,81	33	20	37	.541				11	17	.647	51	1.5
245. Benson Callier	2003-04	30	16	48	.333	6	13	.462	10	16	.625	48	1.6
246. Kyle Mulligan	1995-98	32	16	42	.381	1	3	.333	13	27	.481	46	1.4
247. Billy Osteen	1948	11	19						6			44	4.0
248. Ross Winter	1963	13	18	50	.360				7	9	.778	43	3.3
249. Bud Whitehead	1960	15	15	36	.417				12	17	.706	42	2.8
250. Dave Macomber	1969-71	34	17	42	.405				7	16	.438	41	1.2
251. Archie Aldridge	1974	14	13	31	.419				13	16	.813	39	2.8
252. H.B. Marcum	1953	8	13						10			36	4.5
D Groomes	1981	18	11	27	.407				14	22	.636	36	2.0
254. Wayne Patton	1954-56	27	11						13			35	1.3
255. Greg Collinsworth	1979-81	26	12	29	.414				9	12	.750	33	1.3
256. Terrance Shannon	2010-Pr.	18	13	24	.542	0	0	.000	5	12	.417	31	1.7
257. Jack Merriman	1951	5	12						6			30	6.0
258. Andre Cooper	1994	7	12	30	.400	1	6	.167	4	9	.444	29	4.1
259. George Edmiston	1950	14	5						18			28	2.0
Cyril Stitt	1973-75	15	14	33	.424				0	1	.000	28	1.9
Jerry Cox	1978-80	21	7	22	.318				14	22	.636	28	1.3
Antonio Griffin	2005	9	11	22	.300	3	5	.600	3	9	.333	28	3.1
263. Pierre Jordan	2009-Pr.	23	12	30	.400	3	11	.273	1	3	.333	28	1.2

ALL-TIME SCORING

Name	Years	GP	FGM	FGA	PCT	3FGM	3FGA	PCT	FTM	FTA	PCT	TOTAL	AVG
264. Joey Barnes	1988-90	26	11	33	.333	2	13	.154	3	8	.375	27	1.0
Kelvin McClendon	1996	9	9	28	.321	2	6	.333	7	15	.467	27	3.0
266. George Folliard	1949-50	8	11						3			25	3.1
Ray Donald	1992	21	10	28	.357	0	2	.000	5	6	.833	25	1.2
268. Jim Hardesty	1952	8	10	36	.278				4	7	.571	24	3.0
269. Marcell Haywood	2001-03	48	8	15	.533	0	0	.000	7	20	.350	23	0.5
270. Edwin Reeves	1954	11	4						13			21	1.9
Roy Glover	1970-71	14	9	37	.243				3	10	.300	21	1.5
272. Nick Bryant	1994	9	2	8	.250	1	3	.333	15	17	.882	20	2.2
273. Scott Wilkes	1982-83	22	7	21	.333				4	8	.500	18	0.8
274. Bill Archer	1959	13	6	16	.375				5	8	.625	17	1.3
Ryan Lowery	2001-02	32	6	29	.207	3	14	.214	2	3	.667	17	0.5
276. George Kallish	1953	6	6						4			16	2.7
277. Jim Wallace	1964	6	7						1			15	2.5
Jon Fedor	1988	16	6	19	.316	0	0	.000	3	11	.273	15	0.9
279. Darryll Mahoney	1956	9	6	12	.500				2	3	.667	14	1.6
280. Gerry Ellenwood	1952	5	5						2			12	2.4
Tom Nissalki	1954	7	4						4			12	1.7
Clyde Eads	1961	4	5						2	6	.333	12	3.0
Ed Young	1980-81	19	4	21	.190				4	9	.444	12	0.6
284. Joey Moreau	2009-Pr.	9	2	6	.333	2	6	.333	6	6	1.000	12	1.3
285. Malcolm Nicholas	1991	6	3	7	.429	1	2	.500	4	9	.444	11	1.8
286. John Harrison	1974-75	8	4	8	.500				2	7	.286	10	1.3
Stephen Gruhl	1992-93	11	4	11	.364	0	0	.000	2	5	.400	10	0.9
288. Larry Bulger	1964	1	3						3	3	1.000	9	9.0
John Amick	1972	11	3	10	.300				3	3	1.000	9	0.8
Josue Soto	2007	13	4	11	.364	0	4	.000	1	4	.250	9	0.7
291. Chuck Miller	1952	5	3						2			8	1.6
Emanuel Gordon	2003-04	9	3	5	.600	2	3	.667	0	0	.000	8	0.9
293. Mark Gilbert	1975	6	2	2	1.000				3	7	.429	7	1.2
Terry Martin	1985	11	2	6	.333				3	3	1.000	7	0.6
David Grabuloff	1994	8	2	8	.250	0	2	.000	3	4	.750	7	0.9
296. Bob Cummings	1950	6	2						2			6	1.0
Bob Albertson	1952	4	3						0			6	1.5
Bob Wilcox	1952	5	1						4			6	1.2
Steve Summers	1967	7	3	5	.600				0	1	.000	6	0.9
Dave Vetica	1977	7	3	7	.429				0	4	.000	6	0.9
301. Jack Wilson	1948	9	2						1			5	0.6
Dwight Osha	1950	1	2						1			5	5.0
John Bloodworth	1966	7	2	12	.167				1	1	1.000	5	0.7
Adrian McPherson	2002	3	1	2	.500	1	1	1.000	2	2	1.000	5	1.7
305. Billy Parker	1948	3	1						2			4	1.3
Dan Mady	1950	1	2						0			4	4.0
Bishop	1952	1	2						0			4	4.0
Gerald Smith	1952	3	2						0			4	1.3
Lenny Hall	1967	1	2	2	1.000				0	0	.000	4	4.0
David Brownyard	1973-74	9	1	6	.167				2	3	.667	4	0.4
Jay Nasworthy	1994	2	2	2	1.000	0	0	.000	0	0	.000	4	2.0
Romone Penny	2004	6	0	2	.000	0	1	.000	4	6	.667	4	0.7
Ben Engstrom	2005	4	2	3	.667	0	0	.000	0	0	.000	4	1.0
314. Jerry Hohne	1959	5	1	4	.250				1	2	.500	3	0.6
Bill Giswold	1963	7	1	2	.500				1	4	.250	3	0.4
Lance Kimrey	1969-70	6	0	4	.000				3	4	.750	3	0.5
Mark Brodie	1975	4	1	8	.125				1	1	1.000	3	0.8
Marvin Haynes	1980	5	1	4	.250				1	2	.500	3	0.6
Blake Miles	1989-90	10	1	4	.250	1	1	1.000	0	1	.000	3	0.3
Nate Moran	2001-03	15	0	9	.000	0	6	.000	3	4	.750	3	0.2
Jordan Bolton	2008-Pr.	4	1	4	.250	1	3	.333	0	0	.000	3	0.8
Ben O'Donnell	2008-Pr.	8	1	4	.250	1	3	.333	0	0	.000	3	0.4
323. Howard Calhoun	1948	1	1						0			2	2.0
John Pierce	1948	1	1						0			2	2.0
Calvin Collins	1949	2	1						0			2	1.0
Maurice Stanfill	1949	3	0						2			2	0.7
Bob Gemming	1964	1	1						0	0	.000	2	2.0
Sonny Detmer	1965	1	1	2	.500				0	0	.000	2	2.0
Tim Barrow	1968	3	1	2	.500				0	0	.000	2	0.7
Ron Nemergut	1971	1	1	3	.333				0	1	.000	2	2.0
Ron Ealy	1978	1	0	3	.000				2	3	.667	2	2.0
Jeff Coleman	1982	3	1	1	1.000				0	0	.000	2	0.7
Eric Larsen	1986	4	0	3	.000				2	3	.667	2	0.5
Alton Sheffield	1998	3	1	2	.500	0	0	.000	0	0	.000	2	0.7
Gibson Pierre	1998-99	11	1	1	1.000	0	0	.000	0	0	.000	2	0.2
Brock Daniels	1999	3	0	3	.000	0	0	.000	2	2	1.000	2	0.7
Aaron Morris	1999	4	0	4	.000	0	1	.000	2	2	1.000	2	0.5
Chris Hull	1999-00	5	1	4	.250	0	1	.000	0	0	.000	2	0.4
Will Wightman	2003	8	1	4	.250	0	2	.000	0	0	.000	2	0.3
340. Charlie Fellows	1948-49	3	0						1			1	0.3
Bob McKay	1949	3	0						1			1	0.3
Val Hinton	1964	3	0						1	1	1.000	1	0.3
Mike Kundid	1976-77	7	0	7	.000				1	2	.500	1	0.1
Booney Crawford	1982	5	0	3	.000				1	2	.500	1	0.2
Steve Bakich	1984	3	0	0	.000				1	2	.500	1	0.3
Levi Osborne	2000	3	0	0	.000	0	0	.000	1	2	.500	1	0.3

ALL-TIME SCORING

Name	Years	GP	FGM	FGA	PCT	3FGM	3FGA	PCT	FTM	FTA	PCT	TOTAL	AVG
348. Wendell Barnes	1948	1	0						0			0	0.0
Slick Edwards	1948	1	0						0			0	0.0
Don Grant	1948	1	0						0			0	0.0
Bobby Roesch	1948	2	0						0			0	0.0
Ray Schoneck	1948	1	0						0			0	0.0
Don Williams	1948	1	0						0			0	0.0
Bill Falsone	1949	1	0						0			0	0.0
Eddie Vanderwerff	2009	1	0	1	.000	0	0	.000	0	0	.000	0	0.0
Averitt	1952	2	0						0			0	0.0
Don Alford	1955	2	0	0	.000				0	0	.000	0	0.0
Lee Corso	1956	1	0	0	.000				0	0	.000	0	0.0
John Wood	1956	2	0	0	.000				0	0	.000	0	0.0
Merrill Bryant	1957	1	0						0			0	0.0
Charlie Rodgers	1958	1	0						0	0	.000	0	0.0
Mohler Hobbs	1959	1	0	0	.000				0	1	.000	0	0.0
John Strasemeir	1961	2	0						0	0	.000	0	0.0
Rick Campbell	1967	3	0	6	.000				0	0	.000	0	0.0
Denny Parker	1969	1	0	0	.000				0	0	.000	0	0.0
Jim Calkin	1972	3	0	0	.000				0	1	.000	0	0.0
Artie Fryer	1972	2	0	1	.000				0	1	.000	0	0.0
Bill Wright	1972	2	0	1	.000				0	0	.000	0	0.0
Ansley Abraham	1974	4	0	3	.000				0	0	.000	0	0.0
Steve Dillard	1981	6	0	3	.000				0	0	.000	0	0.0
Scott Matchett	1981	2	0	1	.000				0	0	.000	0	0.0
David McPhee	1987	5	0	5	.000	0	1	.000	0	1	.000	0	0.0
Scott Porter	1992-93	4	0	3	.000	0	0	.000	0	0	.000	0	0.0
Curtis Azama	1994	2	0	1	.000	0	0	.000	0	0	.000	0	0.0
Tommy Polley	1997	1	0	1	.000	0	0	.000	0	0	.000	0	0.0
Marcel Thomas	1998	2	0	2	.000	0	0	.000	0	0	.000	0	0.0
Andrew Skwara	1999	2	0	0	.000	0	0	.000	0	0	.000	0	0.0
Pete Murray	2001	5	0	1	.000	0	0	.000	0	2	.000	0	0.0
Adam Krieg	2002	8	0	1	.000	0	0	.000	0	0	.000	0	0.0
Orenn Fells	2003	8	0	1	.000	0	0	.000	0	5	.000	0	0.0
A.J. Yawn	2010-present	4	0	2	.000	0	1	.000	0	6	.000	0	0.0
Andrew Rutledge	2010-present	4	0	2	.000	0	1	.000	0	0	.000	0	0.0

STATISTICS BY CATEGORY/CLASS

Scoring

Game:.....46..Ron King vs. Georgia Southern (Feb. 11, 1971)
 Season:.....751..Toney Douglas (2008-09)
 Freshman:.....380..Bob Sura (1991-92)
 Sophomore:.....675..Bob Sura (1992-93)
 Junior:.....635..Mickey Dillard (1979-80)
 Senior:.....751..Toney Douglas (2008-09)
 Career:.....2,130..Bob Sura (1991-95)

Scoring Average

Season:.....29.7..Jim Oler (1955-56)
 Freshman:.....12.8..Jim Lyttle (1965-66)
 Sophomore:.....22.7..Ron King (1970-71)
 Junior:.....23.8..Mitchell Wiggins (1981-82)
 Senior:.....29.7..Jim Oler (1955-56)
 Career:.....23.2..Mitchell Wiggins (1981-83)

Rebounds

Game:.....32..Rick Benson vs. Florida Southern (Jan. 7, 1955)
 Season:.....456..Dave Cowens (1967-68)
 Freshman:.....210..Corey Louis (1994-95)
 Sophomore:.....456..Dave Cowens (1967-68)
 Junior:.....437..Dave Cowens (1968-69)
 Senior:.....447..Rick Benson (1954-55)

Rebounding Average

Season:.....17.5..Dave Cowens (1968-69)
 Freshman:.....7.8..Corey Louis (1994-95)
 Sophomore:.....17.0..Dave Cowens (1967-68)
 Junior:.....17.5..Dave Cowens (1968-69)
 Senior:.....17.2..Dave Cowens (1969-70)
 Career:.....17.2..Dave Cowens (1967-70)

Assists

Game:.....16..Otto Petty vs. South Alabama (Jan. 19, 1972)
 16..Tony William vs. Jacksonville (Feb. 12, 1983)
 Season:.....227..Otto Petty (1970-71)
 Freshman:.....181..Delvon Arrington (1998-99)
 Sophomore:.....227..Otto Petty (1970-71)
 Junior:.....184..Kerry Thompson (1996-97)
 Senior:.....215..Tony William (1983-84)
 Career:.....688..Delvon Arrington (1998-02)

Steals

Game:.....9..Tony William vs. Memphis State (Feb. 26, 2983)
 9..Charlie Ward vs. South Carolina (March 2, 1991)
 9..Bob Sura vs. Georgia Tech (March 2, 1995)
 Season:.....97..Sam Cassell (1992-93)
 Freshman:.....71..Charlie Ward (1990-91)
 Sophomore:.....75..Charlie Ward (1991-92)
 Junior:.....90..Toney Douglas (2007-08)
 Senior:.....82..Tim Pickett (2003-04)
 Career:.....238..Charlie Ward (1990-94)

Blocked Shots

Game:.....9..Andre Reid vs. Bethune-Cookman (Dec. 5, 1993)
 9..Corey Louis vs. Maryland (Jan. 10, 1995)
 Season:.....111..Rodney Dobard (1992-93)
 Freshman:.....74..Corey Louis (1994-95)
 Sophomore:.....75..Solomon Alabi (2009-10)
 Junior:.....55..Alton Lee Gipson (1983-84)
 Senior:.....111..Rodney Dobard (1992-93)
 Career:.....240..Rodney Dobard (1989-93)

Field Goal Percentage

Game:.....1.000..Tat Hunter at Tampa (Nov. 23, 1985) (10-10)
 1.000..Doug Edwards vs. UNC Asheville (Jan. 2, 1992) (10-10)
 Season:......691..Murray Brown (1978-79)
 Career:......668..Murray Brown (1976-80)

Field Goals Made

Game:.....21..Ron King vs. Georgia Southern (Feb. 11, 1971)
 Season:.....262..Ron King (1970-71)
 Freshman:.....126..Chuck Graham (1989-90)
 Sophomore:.....262..Ron King (1970-71)
 Junior:.....260..Alton Lee Gipson (1983-84)
 Senior:.....244..Al Thornton (2006-07)
 Career:.....731..Bob Sura (1991-95)

Field Goals Attempted

Game:.....37..Ham Wernke vs. Tampa (Feb. 14, 1953)
 Season:.....558..Ron King (1971-72)
 Freshman:.....270..James Collins (1993-94)
 Sophomore:.....533..Bob Sura (1992-93)
 Junior:.....558..Ron King (1971-72)
 Senior:.....536..Toney Douglas (2008-09)
 Career:.....1,626..Bob Sura (1991-95)

3-Point Field Goals Made

Game:.....10..George McCloud at La Salle (Feb. 23, 1989)
 Season:.....115..George McCloud (1988-89)
 Freshman:.....43..Von Wafer (2003-04)
 Sophomore:.....73..Bob Sura (1992-93)
 Junior:.....84..Tim Pickett (2002-03)
 Senior:.....115..George McCloud (1988-89)
 Career:.....255..James Collins (1993-97)

3-Point Field Goals Attempted

Game:.....17..George McCloud at La Salle (Feb. 23, 1989)
 Season:.....270..Tim Pickett (2003-04)
 Freshman:.....132..Von Wafer (2003-04)
 Sophomore:.....220..Bob Sura (1992-93)
 Junior:.....259..Tim Pickett (2002-03)
 Senior:.....270..Tim Pickett (2003-04)
 Career:.....686..James Collins (1993-97)

Free Throw Percentage

Game:.....1.000..Bob Sura vs. South Florida (Nov. 29, 1994) (16-16)
 Season:......895..Ken Macklin (1969-70)
 Career:......817..Granville Arnold (1983-85)

Free Throws Made

Game:.....22..Jim Oler at Rollins (Jan. 31, 1955)
 22..Jim Oler vs. Morningside (Dec. 16, 1955)
 Season:.....310..Jim Oler (1955-56)
 Freshman:.....106..Alexander Johnson (2003-04)
 Sophomore:.....155..Hugh Durham (1956-57)
 Junior:.....221..Jim Oler (1954-55)
 Senior:.....310..Jim Oler (1955-56)
 Career:.....761..Jim Oler (1952-56)

Free Throws Attempted

Game:.....30..Jim Oler vs. Morningside (Dec. 16, 1955)
 Season:.....380..Jim Oler (1955-56)
 Freshman:.....157..Alexander Johnson (2003-04)
 Sophomore:.....213..Hugh Durham (1956-57)
 Junior:.....289..Jim Oler (1954-55)
 Senior:.....380..Jim Oler (1955-56)
 Career:.....975..Jim Oler (1952-56)

Games Played

Season:.....35..Sam Cassell (1992-93)
 35..Rodney Dobard (1992-93)
 35..Al Thornton (2006-07)
 35..Jason Rich (2006-07)
 35..Isaiah Swann (2006-07)
 35..Uche Echefu (2006-07)
 35..Jerele Allen (2006-07)
 35..Ralph Mims (2006-07)
 35..Ryan Reid (2006-07)
 35..Toney Douglas (2008-09)
 35..Solomon Alabi (2008-09)
 35..Chris Singleton (2008-09)
 35..Ryan Reid (2008-09)
 35..Luke Loucks (2008-09)
 35..Jordan DeMercy (2008-09)
 Career:.....131..Uche Echefu (2006-09)
 Consecutive
 In A Career:.....123..Todd Galloway (2003-06)

Games Started

Season:.....35..Sam Cassell (1992-93)
 35..Rodney Dobard (1992-93)
 35..Al Thornton (2006-07)
 35..Uche Echefu (2006-07)
 Career:.....117..Delvon Arrington (1999-02)
 Consecutive
 In A Career:.....110..Delvon Arrington (1999-02)

STATISTICS BY CATEGORY/CLASS

FRESHMEN

Total Points

1. Bob Sura	1991-92	380
2. Jim Lyttle	1965-66	320
3. Chuck Graham	1989-90	314
4. Alexander Johnson	2003-04	312
5. James Collins	1993-94	298
6. Corey Louis	1994-95	295
7. Solomon Alabi	2008-09	295
8. Chris Singleton	2008-09	282
9. Michael Snaer	2009-10	282
10. Michael Joiner	2000-01	279

Points Per Game

1. Jim Lyttle	1965-66	12.8
2. Bob Sura	1991-92	12.3
3. Ham Wernke	1951-52	11.4
4. James Collins	1993-94	11.0
5. Corey Louis	1994-95	10.9
6. Chuck Graham	1989-90	10.1
7. Jim Oler	1952-53	9.7
8. Alexander Johnson	2003-04	9.5
9. Randall Jackson	1995-96	9.5
10. Michael Joiner	2000-01	9.3

Rebounds

1. Corey Louis	1994-95	210
2. Solomon Alabi	2008-09	197
3. Michael Joiner	2000-01	179
4. Chris Singleton	2008-09	172
5. Randy Allen	1983-84	148
6. Harry Davis	1974-75	147
7. Kris Anderson	1976-77	140
8. Alexander Johnson	2003-04	138
9. David Speights	1981-82	133
10. Tat Hunter	1985-86	130

Rebounds Per Game

1. Corey Louis	1994-95	7.8
2. Michael Joiner	2000-01	6.0
3. Harry Davis	1974-75	5.7
4. Solomon Alabi	2008-09	5.6
5. Randall Jackson	1995-96	5.3
6. Kris Anderson	1976-77	5.1
7. Randy Allen	1983-84	4.9
8. Chris Singleton	2008-09	4.9
9. David Speights	1981-82	4.7
10. Tat Hunter	1985-86	4.6

Assists

1. Delvon Arrington	1998-99	181
2. Charlie Ward	1990-91	103
3. Todd Galloway	2002-03	97
4. Carlton Byrd	1973-74	91
5. LaMarr Greer	1994-95	78
6. Bob Sura	1991-92	76
7. Luke Loucks	2008-09	73
8. Eugene Harris	1973-74	69
9. Devonaire Deas	1996-97	66
10. James Collins	1993-94	62
Isaiah Swann	2004-05	62

Steals

1. Charlie Ward	1990-91	71
2. Delvon Arrington	1998-99	64
3. Chris Singleton	2008-09	54
4. Bob Sura	1991-92	41
5. James Collins	1993-94	37
6. LaMarr Greer	1994-95	34
7. Michael Joiner	2000-01	32
8. Luke Loucks	2008-09	31
9. Maurice Myrick	1981-82	30
10. Chad Copeland	1989-90	29

Blocked Shots

1. Corey Louis	1994-95	74
2. Solomon Alabi	2008-09	73
3. Chris Singleton	2008-09	47
4. Karim Shabazz	1997-98	37
5. Rodney Dobard	1989-90	36
6. Andre Reid	1990-91	34
7. Randall Jackson	1995-96	30
8. Michael Joiner	2000-01	26
9. Randy Allen	1983-84	23
10. Derrick Carroll	1992-93	21

Field Goals Made

1. Chuck Graham	1989-90	126
2. Bob Sura	1991-92	124
3. Solomon Alabi	2008-09	122
4. Corey Louis	1994-95	120
5. Jim Lyttle	1965-66	116
6. James Collins	1993-94	110
7. Michael Joiner	2000-01	109
8. Randy Allen	1983-84	109
9. Wayne Smalls	1973-74	105
10. Harry Davis	1974-75	104

Field Goal Attempts

1. James Collins	1993-94	270
2. Chuck Graham	1989-90	269
3. Bob Sura	1991-92	269
4. Corey Louis	1994-95	267
5. Jim Lyttle	1965-66	254
6. Michael Joiner	2000-01	254
7. Wayne Smalls	1973-74	244
8. Von Wafer	2003-04	244
9. Michael Snaer	2009-10	230
10. Solomon Alabi	2008-09	226

3-Pointers Made

1. Von Wafer	2003-04	43
2. James Collins	1993-94	39
3. Bob Sura	1991-92	38
4. Chris Singleton	2008-09	34
5. Delvidas Dulkys	2008-09	28
6. Geoff Brower	1995-96	27
7. Derrick Carroll	1992-93	26
8. Anthony Richardson	2001-02	24
9. LaMarr Greer	1994-95	24
10. Todd Galloway	2002-03	23
Michael Snaer	2009-10	23

3-Point Attempts

1. Von Wafer	2003-04	132
2. James Collins	1993-94	120
3. Chris Singleton	2008-09	102
4. Bob Sura	1991-92	98
5. Delvidas Dulkys	2008-09	98
6. Anthony Richardson	2001-02	81
7. Derrick Carroll	1992-93	79
8. Geoff Brower	1995-96	71
9. LaMarr Greer	1994-95	66
10. Michael Snaer	2009-10	66

Free Throws Made

1. Alexander Johnson	2003-04	106
2. Bob Sura	1991-92	94
3. Jim Oler	1952-53	90
4. Jim Lyttle	1965-66	88
5. Charlie Ward	1990-91	62
6. Chris Singleton	2008-09	58
7. Granville Arnold	1982-83	57
8. Michael Snaer	2009-10	57
9. Corey Louis	1994-95	54
10. Delvon Arrington	1998-99	52

Free Throw Attempts

1. Alexander Johnson	2003-04	157
2. Bob Sura	1991-92	150
3. Jim Oler	1952-53	118
4. Jim Lyttle	1965-66	116
5. Solomon Alabi	2008-09	105
6. Chris Singleton	2008-09	95
7. Karim Shabazz	1997-98	90
8. Charlie Ward	1990-91	87
9. Michael Snaer	2009-10	87
10. Corey Louis	1994-95	76

SOPHOMORES

Total Points

1. Bob Sura	1992-93	675
2. Ron King	1970-71	589
3. Dave Fedor	1959-60	530
4. Doug Edwards	1990-91	524
5. Hugh Durham	1956-57	509
6. Dave Cowens	1967-68	508
7. James Collins	1994-95	487
8. Reggie Royals	1970-71	471
9. Ham Wernke	1952-53	468
10. Larry Warren	1973-74	440

Points Per Game

1. Ron King	1970-71	22.7
2. Ham Wernke	1952-53	21.3
3. Dave Fedor	1959-60	21.2
4. Bob Sura	1992-93	19.9
5. Hugh Durham	1956-57	19.6
6. Dave Cowens	1967-68	18.8
7. Reggie Royals	1970-71	18.1
8. James Collins	1994-95	18.0
9. Larry Warren	1973-74	16.9
10. Jim Oler	1953-54	16.6

Rebounds

1. Dave Cowens	1967-68	456
2. Dave Fedor	1959-60	400
3. Reggie Royals	1970-71	390
4. Lawrence McCray	1971-72	263
5. Greg Grady	1973-74	250
6. Doug Edwards	1990-91	227
7. Chris Singleton	2009-10	223
8. Jan Gies	1967-68	221
9. Bob Sura	1992-93	209
10. Zach Perkins	1973-74	207

Rebounds Per Game

1. Dave Cowens	1967-68	17.0
2. Dave Fedor	1959-60	16.0
3. Reggie Royals	1970-71	15.0
4. Greg Grady	1973-74	9.6
5. Jan Gies	1967-68	8.2
6. Lawrence McCray	1971-72	8.2
7. Zach Perkins	1973-74	8.0
8. Karim Shabazz	1998-99	8.0
9. Jerry Shirley	1962-63	7.9
10. David Thompson	1975-76	7.5

Assists

1. Otto Petty	1970-71	227
2. Delvon Arrington	1999-00	182
3. Tony Jackson	1977-78	166
4. Skip Young	1968-69	155
5. LaMarr Greer	1995-96	131
6. Charlie Ward	1991-92	122
7. Tony William	1981-82	111
8. Wayne Smalls	1974-75	110
9. Bobby Parks	1978-79	97
10. Bob Sura	1992-93	92

Steals

1. Charlie Ward	1991-92	75
2. Tony Jackson	1977-78	73
3. Chris Singleton	2009-10	71
4. Tony William	1981-82	66
5. Bob Sura	1992-93	54
6. Isaiah Swann	2005-06	47
7. Tharon Mayes	1987-88	45
8. Delvon Arrington	1999-00	44
9. Ed Chatman	1978-79	42
10. Randy Allen	1984-85	37
James Collins	1994-95	37

Blocked Shots

1. Solomon Alabi	2009-10	75
2. Chris Singleton	2009-10	48
3. Rodney Dobard	1990-91	47
4. Randall Jackson	1996-97	46
5. Mike Mathews	2000-01	44
6. Corey Louis	1995-96	43
7. Delvon Anderson	1999-00	43
8. Doug Edwards	1990-91	36
9. Anthony Richardson	2002-03	33
10. Andre Reid	1991-92	32

Field Goals Made

1. Ron King	1970-71	262
2. Bob Sura	1992-93	241
3. Dave Fedor	1959-60	214
4. Dave Cowens	1967-68	206
5. Doug Edwards	1990-91	200
6. Reggie Royals	1970-71	191
7. Randy Allen	1984-85	187
8. James Collins	1994-95	181
9. Larry Warren	1973-74	179
10. Tony William	1981-82	167

Field Goal Attempts

1. Bob Sura	1992-93	533
2. Ron King	1970-71	521
3. Dave Fedor	1959-60	453
4. Hugh Durham	1956-57	438
5. Ham Wernke	1952-53	422
6. Larry Warren	1973-74	395
7. Jerry Westhafer	1952-53	391
8. Doug Edwards	1990-91	385
9. Reggie Royals	1970-71	384
10. Dave Cowens	1967-68	383

3-Pointers Made

1. Bob Sura	1992-93	73
2. James Collins	1994-95	72
3. Deividas Dulkys	2009-10	71
4. Von Wafer	2004-05	65
5. Adrian Crawford	1998-99	64
6. Tharon Mayes	1987-88	46
7. Derrick Carroll	1994-95	42
8. Chuck Graham	1990-91	36
9. Chris Singleton	2009-10	35
10. Isaiah Swann	2005-06	33

3-Point Attempts

1. Bob Sura	1992-93	220
2. Deividas Dulkys	2009-10	179
3. James Collins	1994-95	164
4. Von Wafer	2004-05	164
5. Adrian Crawford	1998-99	161
6. Chris Singleton	2009-10	115
7. Derrick Carroll	1994-95	112
8. Hugh Graham	1990-91	104
9. Tharon Mayes	1987-88	100
10. Isaiah Swann	2005-06	100

Free Throws Made

1. Hugh Durham	1956-57	155
2. Jim Oler	1953-54	140
3. Ham Wernke	1952-53	134
4. Bob Sura	1992-93	120
5. Doug Edwards	1990-91	112
6. Solomon Alabi	2009-10	108
7. Dave Fedor	1959-60	102
8. Dave Cowens	1967-68	96
9. Mickey Dillard	1977-78	92
10. Reggie Royals	1970-71	89

Free Throw Attempts

1. Hugh Durham	1956-57	213
2. Ham Wernke	1952-53	193
3. Jim Oler	1953-54	188
4. Bob Sura	1992-93	188
5. Doug Edwards	1990-91	158
6. Solomon Alabi	2009-10	136
7. Jack Davis	1959-60	134
8. Dave Fedor	1959-60	131
9. Dave Cowens	1967-68	131
10. Reggie Royals	1970-71	122
Mickey Dillard	1977-78	119

STATISTICS BY CATEGORY/CLASS

JUNIORS

Total Points

1. Mickey Dillard.....1979-80.....635
2. Murray Brown.....1978-79.....629
3. Alton Lee Gipson.....1983-84.....626
4. Ron King.....1971-72.....573
Bob Sura.....1993-94.....573
6. Sam Cassell.....1991-92.....570
7. Jim Oler.....1954-55.....549
8. George McCloud.....1987-88.....546
9. Tony Dawson.....1987-88.....536
10. Toney Douglas.....2007-08.....524

Points Per Game

1. Mitchell Wiggins.....1981-82.....23.8
2. Murray Brown.....1978-79.....21.7
3. Bob Sura.....1993-94.....21.2
4. Jim Oler.....1954-55.....21.1
5. Mickey Dillard.....1979-80.....20.4
6. Dave Cowens.....1968-69.....20.3
7. Alton Lee Gipson.....1983-84.....20.2
8. Mickey Dillard.....1978-79.....20.0
9. Dave Fedor.....1960-61.....19.0
10. Ham Wernke.....1953-54.....18.5
David Thompson.....1976-77.....18.5

Rebounds

1. Dave Cowens.....1968-69.....437
2. Reggie Royals.....1971-72.....351
3. Dick Artmeier.....1954-55.....339
4. Dave Fedor.....1960-61.....336
5. Daniel Boltz.....1957-58.....303
6. Gary Schull.....1964-65.....273
7. Doug Edwards.....1991-92.....271
8. Greg Grady.....1974-75.....267
9. Michael Polite.....1989-90.....262
10. Willie Williams.....1968-69.....249

Rebounds Per Game

1. Dave Cowens.....1968-69.....17.5
2. Dave Fedor.....1960-61.....14.0
3. Dick Artmeier.....1954-55.....13.0
4. Daniel Boltz.....1957-58.....12.1
5. Reggie Royals.....1971-72.....11.0
6. Gary Schull.....1964-65.....10.5
7. Greg Grady.....1974-75.....10.3
8. Mitchell Wiggins.....1981-82.....9.7
9. Willie Williams.....1968-69.....9.6
10. Lawrence McCray.....1972-73.....9.3

Assists

1. Kerry Thompson.....1996-97.....184
2. Otto Petty.....1971-72.....173
3. Tony Jackson.....1978-79.....158
4. Tony William.....1982-83.....156
5. Dean Shaffer.....1983-84.....146
Pee Wee Barber.....1985-86.....146
7. Delvon Arrington.....2000-01.....143
8. Skip Young.....1969-70.....127
9. Derwin Kitchen.....2009-10.....122
10. Bob Sura.....1993-94.....121

Steals

1. Toney Douglas.....2007-08.....90
2. Tim Pickett.....2002-03.....82
3. Kerry Thompson.....1996-97.....71
4. Dean Shaffer.....1983-84.....70
5. Bob Sura.....1993-94.....65
6. James Collins.....1995-96.....62
7. Terrell Baker.....1997-98.....59
8. Tony Jackson.....1978-79.....58
9. Sam Cassell.....1991-92.....56
Delvon Arrington.....2000-01.....56

Blocked Shots

1. Alton Lee Gipson.....1983-84.....55
2. Andre Reid.....1993-94.....54
3. Rodney Dobard.....1991-92.....46
4. Elvis Rolle.....1979-80.....42
5. Doug Edwards.....1991-92.....41
6. Randell Jackson.....1997-98.....37
7. Mike Mathews.....2001-02.....34
8. Uche Echefu.....2007-08.....33
9. Randy Allen.....1985-86.....30
Corey Louis.....1996-97.....30
Alexander Johnson.....2005-06.....30

Field Goals Made

1. Alton Lee Gipson.....1983-84.....260
2. Ron King.....1971-72.....239
Mickey Dillard.....1979-80.....239
4. Murray Brown.....1978-79.....237
5. David Thompson.....1976-77.....230
6. Mitchell Wiggins.....1981-82.....223
7. Tony Dawson.....1987-88.....212
8. Sam Cassell.....1991-92.....206
9. Pee Wee Barber.....1985-86.....204
10. Dave Cowens.....1968-69.....202
Bob Sura.....1993-94.....202

Field Goal Attempts

1. Ron King.....1971-72.....558
2. Alton Lee Gipson.....1983-84.....497
3. David Thompson.....1976-77.....495
4. Mickey Dillard.....1979-80.....458
5. Burt Decker.....1957-58.....457
6. Sam Cassell.....1991-92.....454
7. Tim Pickett.....2002-03.....437
8. Bob Sura.....1993-94.....431
9. Reggie Royals.....1971-72.....415
10. Jim Oler.....1954-55.....414

3-Pointers Made

1. Tim Pickett.....2002-03.....84
2. George McCloud.....1987-88.....72
3. James Collins.....1995-96.....69
4. Isaiah Swann.....2006-07.....68
5. Toney Douglas.....2007-08.....62
6. Sam Cassell.....1991-92.....58
7. Bob Sura.....1993-94.....52
8. Ron Hale.....1998-99.....39
9. LaMarr Greer.....1996-97.....38
10. Chuck Graham.....1991-92.....36

3-Point Attempts

1. Tim Pickett.....2002-03.....259
2. James Collins.....1995-96.....199
3. Toney Douglas.....2007-08.....174
4. Isaiah Swann.....2006-07.....166
5. Sam Cassell.....1991-92.....164
Bob Sura.....1993-94.....164
7. George McCloud.....1987-88.....159
8. Ron Hale.....1998-99.....119
9. Chuck Graham.....1991-92.....108
10. LaMarr Greer.....1996-97.....105

Free Throws Made

1. Jim Oler.....1954-55.....221
2. Murray Brown.....1978-79.....155
3. Mickey Dillard.....1979-80.....151
Mickey Dillard.....1980-81.....151
5. Hugh Durham.....1957-58.....124
6. Al Thornton.....2005-06.....122
7. Alexander Johnson.....2005-06.....120
8. Michael Polite.....1989-90.....117
Bob Sura.....1993-94.....117
10. Ham Wernke.....1953-54.....113

Free Throw Attempts

1. Jim Oler.....1954-55.....289
2. Murray Brown.....1978-79.....218
3. Mickey Dillard.....1979-80.....197
4. Mickey Dillard.....1980-81.....190
5. Bob Sura.....1993-94.....179
6. Alton Lee Gipson.....1983-84.....173
Michael Polite.....1989-90.....173
8. Alexander Johnson.....2005-06.....170
9. Dave Cowens.....1968-69.....164
Al Thornton.....2005-06.....164

SENIORS

Total Points

1. Toney Douglas.....2008-09.....751
2. Jim Oler.....1955-56.....742
3. Al Thornton.....2006-07.....690
4. George McCloud.....1988-89.....683
5. Sam Cassell.....1992-93.....641
6. Tony Dawson.....1988-89.....629
7. Murray Brown.....1979-80.....578
8. Pee Wee Barber.....1986-87.....576
9. Alton Lee Gipson.....1984-85.....568
Doug Edwards.....1992-93.....568

Points Per Game

1. Jim Oler.....1955-56.....29.7
2. Tharon Mayes.....1989-90.....23.3
3. George McCloud.....1988-89.....22.8
4. Mitchell Wiggins.....1982-83.....22.7
5. Hugh Durham.....1958-59.....21.9
6. Toney Douglas.....2008-09.....21.5
7. Tony Dawson.....1988-89.....21.0
8. Dave Fedor.....1961-62.....20.4
9. Ham Wernke.....1954-55.....19.7
Al Thornton.....2006-07.....19.7

Rebounds

1. Rick Benson.....1954-55.....447
2. Gary Schull.....1965-66.....432
3. Doug Edwards.....1992-93.....317
4. Willie Williams.....1969-70.....290
5. Michael Polite.....1990-91.....285
6. Reggie Royals.....1972-73.....273
7. Daniel Boltz.....1958-59.....265
8. Elvis Rolle.....1980-81.....264
9. LaMarr McCray.....1973-74.....257
10. Rowland Garrett.....1971-72.....254

Rebounds Per Game

1. Dave Cowens.....1969-70.....17.2
2. Rick Benson.....1954-55.....16.6
3. Gary Schull.....1965-66.....12.7
4. Daniel Boltz.....1958-59.....11.5
5. Willie Williams.....1969-70.....11.0
6. Reggie Royals.....1972-73.....10.2
7. Dave Fedor.....1961-62.....10.1
8. LaMarr McCray.....1973-74.....9.8
9. Gary Wold.....1955-56.....9.5
10. Doug Edwards.....1992-93.....9.4

Assists

1. Tony William.....1983-84.....215
2. Tony Jackson.....1979-80.....213
3. Otto Petty.....1972-73.....202
4. Delvon Arrington.....2001-02.....182
5. Kerry Thompson.....1997-98.....172
6. Dean Shaffer.....1984-85.....171
7. Sam Cassell.....1992-93.....170
8. Carlton Byrd.....1976-77.....159
9. Bob Sura.....1994-95.....146
10. Pee Wee Barber.....1986-87.....144

Steals

1. Dean Shaffer.....1984-85.....82
Tim Pickett.....2003-04.....82
3. Terrell Baker.....1998-99.....81
4. Tony Jackson.....1979-80.....80
5. Tony William.....1983-84.....65
6. Toney Douglas.....2008-09.....63
7. Delvon Arrington.....2001-02.....62
8. Kerry Thompson.....1997-98.....61
9. James Collins.....1996-97.....60
10. Ralph Mims.....2007-08.....57

Blocked Shots

1. Rodney Dobard.....1997-98.....111
2. Alton Lee Gipson.....1984-85.....50
3. Elvis Rolle.....1980-81.....47
Doug Edwards.....1992-93.....47
5. Andre Reid.....1994-95.....44
6. Al Thornton.....2006-07.....40
7. Kyle Mulligan.....1997-98.....39
8. Trevor Harvey.....2002-03.....37
9. Irv Thomas.....1989-90.....34
10. Ron Hale.....1999-00.....31

Field Goals Made

1. Al Thornton.....2006-07.....244
2. Tony Dawson.....1988-89.....243
3. Toney Douglas.....2008-09.....239
4. Alton Lee Gipson.....1984-85.....236
5. Sam Cassell.....1992-93.....234
6. Murray Brown.....1979-80.....230
7. Doug Edwards.....1992-93.....224
8. Harry Davis.....1977-78.....217
9. Jim Oler.....1955-56.....216
Mitchell Wiggins.....1982-83.....216

Field Goal Attempts

1. Toney Douglas.....2008-09.....536
2. Don Bates.....1958-59.....495
3. Alton Lee Gipson.....1984-85.....489
4. Rick Benson.....1954-55.....471
5. Jim Oler.....1955-56.....470
6. Sam Cassell.....1992-93.....466
7. George McCloud.....1988-89.....462
8. Ham Wernke.....1954-55.....461
9. Tony Dawson.....1988-89.....460
Al Thornton.....2006-07.....460

3-Pointers Made

1. George McCloud.....1988-89.....115
2. Tim Pickett.....2003-04.....110
3. Toney Douglas.....2008-09.....85
4. LaRae Davis.....1986-87.....80
5. James Collins.....1996-97.....75
6. Pee Wee Barber.....1986-87.....72
7. Adrian Crawford.....2000-01.....58
Tharon Mayes.....1989-90.....58
9. Aubry Boyd.....1990-91.....55
10. Isaiah Swann.....2007-08.....54
Ralph Mims.....2007-08.....52

3-Point Attempts

1. Tim Pickett.....2003-04.....270
2. George McCloud.....1988-89.....262
3. Toney Douglas.....2008-09.....221
4. James Collins.....1996-97.....203
5. Aubry Boyd.....1990-91.....178
6. LaRae Davis.....1986-87.....175
7. Adrian Crawford.....2000-01.....166
8. Pee Wee Barber.....1986-87.....161
Tharon Mayes.....1989-90.....161
10. Bob Sura.....1994-95.....158

Free Throws Made

1. Jim Oler.....1955-56.....310
2. Toney Douglas.....2008-09.....188
3. Al Thornton.....2006-07.....166
4. Gary Schull.....1965-66.....164
5. Hugh Durham.....1958-59.....162
6. George McCloud.....1988-89.....154
7. Ham Wernke.....1954-55.....132
8. Gary Wold.....1955-56.....129
9. Michael Polite.....1990-91.....124
Sam Cassell.....1992-93.....123
Bob Sura.....1994-95.....123

Free Throw Attempts

1. Jim Oler.....1955-56.....380
2. Gary Schull.....1965-66.....237
3. Toney Douglas.....2008-09.....232
4. Al Thornton.....2006-07.....210
5. Hugh Durham.....1958-59.....201
6. Elvis Rolle.....1980-81.....195
7. Michael Polite.....1990-91.....190
8. Gary Wold.....1955-56.....181
9. Bob Sura.....1994-95.....179
10. Harry Davis.....1977-78.....178
George McCloud.....1988-89.....176

YEAR-BY-YEAR ALL-TIME INDIVIDUAL STATISTICS

1947-48

Record: 5-13	Home: 5-2	Away: 0-11				
Player	G	FGM	FTM	PTS	AVG	
Kratzert	17	58	48	164	9.6	
Williams	13	36	38	110	8.5	
Dickson	17	33	30	96	5.6	
Pavy	16	37	18	92	5.8	
Chaudron	17	28	20	76	4.5	
Maxwell	12	28	10	66	5.5	
McCrary	14	23	18	64	4.6	
Hilaman	16	23	16	62	3.9	
Wyman	17	20	13	53	3.1	
Osteen	11	19	6	44	4.0	
Nettles	12	2	6	10	0.8	
Wilson	9	2	1	5	0.6	
Parker	3	1	2	4	1.3	
Calhoun	1	1	0	2	2.0	
Pierce	1	1	0	2	2.0	
Barnes	1	0	0	0	0.0	
Edwards	1	0	0	0	0.0	
Schoneck	1	0	0	0	0.0	
Williams	1	0	0	0	0.0	
Grant	1	0	0	0	0.0	
Fellows	1	0	0	0	0.0	
Roesch	2	0	0	0	0.0	
FSU	18	312	226	850	47.2	
Opponents	18	368	242	978	54.3	

1948-49

Record: 12-12	Home: 8-3	Away: 3-7	Neutral: 1-2			
Player	G	FGM	FTM	PTS	AVG	
Benjamin	24	109	30	248	10.3	
McLaughlin	21	90	37	217	10.3	
Weigle	24	77	52	206	8.6	
Adams	23	64	15	143	6.2	
Kendall	20	47	36	130	6.5	
Pence	17	26	15	67	3.9	
Wyman	22	18	20	56	2.5	
Pavy	18	16	17	49	2.7	
Nettles	19	13	4	30	1.6	
Dickson	9	8	4	20	2.2	
Kratzert	3	7	5	19	6.3	
Hewitt	7	5	7	17	2.4	
Folliard	3	5	4	14	4.7	
Hilaman	2	1	1	3	1.5	
Collins	2	1	0	2	1.0	
Stanfill	3	0	2	2	0.7	
Fellows	2	0	1	1	0.5	
McKay	4	0	1	1	0.3	
Falzone	1	0	0	0	0.0	
FSU	24	487	251	1225	51.0	
Opponents	24	449	316	1214	50.6	

1949-50

Record: 14-10	Home: 9-1	Away: 4-8	Neutral: 1-1			
Player	G	FGM	FTM	PTS	AVG	
McLaughlin	25	138	52	328	13.1	
Kendall	25	109	50	268	10.7	
Weigle	24	81	76	238	9.9	
Benjamin	24	88	27	203	8.5	
Dickson	22	36	28	100	4.5	
Trobaugh	19	32	11	75	3.9	
Hewitt	13	24	14	62	4.8	
Pence	22	20	13	53	2.4	
Wyman	21	21	9	51	2.4	
Fischer	9	15	12	42	4.7	
Edmiston	14	5	18	28	2.0	
Nettles	14	8	2	18	1.3	
Folliard	5	5	1	11	2.2	
Cummings	6	2	2	6	1.0	
Osha	1	2	1	5	5.0	
Mady	1	2	0	4	4.0	
FSU	25	588	316	1492	59.7	
Opponents	25	502	423	1427	57.1	

1950-51

Record: 18-9	Home: 8-1	Away: 5-7	Neutral: 5-1			
Player	G	FGM	FTM	PTS	AVG	
Hartman	27	185	105	475	17.6	
Whitmer	27	137	88	362	13.4	
Scott	27	91	36	218	8.1	
McLaughlin	21	64	51	179	8.5	
Marsee	24	73	31	177	7.4	
Trobaugh	27	54	42	150	5.6	
Dickson	23	45	32	122	5.3	
Fischer	17	25	12	62	3.6	
Merriman	5	12	6	30	6.0	
Nettles	10	2	3	7	0.7	
Quinn	5	3	0	6	1.2	
Hewitt	2	1	0	2	1.0	
Wyman	5	1	0	2	0.4	
Westhafer	1	0	0	0	0.0	
FSU	27	693	406	1792	66.4	
Opponents	27	639	436	1714	63.5	

1951-52

Record: 5-20	Home: 2-7	Away: 1-10	Neutral: 2-3				
Player	G	FGM-FGA	Pct.	FTM-FTA	Pct.	PF	Pts.-Avg.
McLaughlin	25	119-352	.338	61-106	.575	93	299-12.0
Whitmer	23	94-315	.295	88-121	.727	81	276-12.0
Westhafer	25	87-278	.313	35-56	.625	53	209-8.4
Fischer	22	77-226	.341	24-54	.444	76	178-8.1
Gordon	15	62-173	.358	24-41	.585	38	148-9.9
Quinn	22	43-181	.238	18-33	.545	82	104-4.7
Benson	17	36-123	.293	10-25	.400	38	82-4.8
Wernke	5	20-71	.282	17-23	.739	18	57-11.4
Pence	18	10-45	.222	8-12	.667	15	28-1.6
Hardesty	8	10-36	.278	4-7	.571	15	24-3.0
Burst	9	5-26	.192	2-2	1.000	17	12-1.4
Richardson	5	3-17	.176	1-2	.500	8	7-1.4
Others	—	19-82	.232	9-23	.391	34	47- —
FSU	25	585-1925	.304	301-505	.596	568	1471-58.8
Opponents	25	663-	—	417-	—	—	1743-69.7

1952-53

Record: 11-11	Home: 7-1	Away: 3-10	Neutral: 1-0				
Player	G	FGM-FGA	Pct.	FTM-FTA	Pct.	PF	Pts.-Avg.
Wernke	22	167-422	.396	134-193	.694	71	468-21.3
Westhafer	22	127-391	.325	52-75	.693	65	306-13.9
Oler	20	52-139	.374	90-118	.763	50	194-9.7
Gordon	22	67-196	.342	30-60	.500	63	164-7.5
Benson	21	48-168	.286	34-55	.618	56	130-6.2
Richardson	19	46-142	.324	21-37	.568	37	113-5.9
Wold	15	28-60	.467	34-61	.557	37	90-6.0
Burst	17	15-78	.192	17-30	.567	39	47-2.3
Dellaban	12	18-66	.273	8-10	.800	19	44-3.7
Artmeier	10	7-20	.350	6-9	.667	12	20-2.0
Pence	8	3-11	.273	4-5	.800	5	10-1.3
Others	—	21-71	.296	19-41	.463	24	61- —
FSU	22	599-1764	.339	449-694	.690	462	1647-74.9
Opponents	22	621-1717	.362	436-725	.601	439	1678-76.3

1953-54

Record: 13-7	Home: 9-2	Away: 4-5	Neutral: 0-0				
Player	G	FGM-FGA	Pct.	FTM-FTA	Pct.	Pts.-Avg.	
Wernke	20	128-354	.362	113-148	.764	369	18.5
Oler	20	96-280	.343	140-188	.745	332	16.6
Benson	19	75-342	.219	45-	—	195	10.3
Artmeier	19	70-	—	47-	—	187	9.8
Westhafer	14	47-	—	11-	—	105	7.5
Burst	19	40-	—	13-	—	93	4.9
Dellahan	16	31-	—	18-	—	80	5.0
Gordon	19	30-	—	10-	—	70	3.7
Wold	13	5-	—	17-	—	27	2.1
Reeves	11	4-	—	13-	—	21	1.9
Wursbach	4	4-	—	6-	—	14	3.5
Nissalki	7	4-	—	4-	—	12	1.7
Patton	1	0-	—	0-	—	0	0.0
FSU	20	534-	—	437-	—	1505	75.3
Opponents	20	520-	—	408-	—	1448	72.4

YEAR-BY-YEAR ALL-TIME INDIVIDUAL STATISTICS

1954-55

Record: 22-4	Home: 12-0	Away: 8-2	Neutral: 2-2						
Player	G	FGM-FGA	Pct.	FTM-FTA	Pct.	Reb.-Avg.	PF	Pts.-Avg.	
Oler	26	164-414	.396	221-289	.765	76-2.9	65	549-21.1	
Wernke	26	190-461	.412	132-169	.781	130-5.0	81	512-19.7	
Benson	26	170-471	.361	92-147	.626	432-16.6	83	451-17.3	
Artmeier	26	121-397	.305	97-127	.764	339-13.0	88	276-10.6	
Wold	25	59-156	.378	90-124	.726	208-8.3	81	214-8.6	
Williams	26	49-112	.438	23-45	.511	121-4.7	64	194-7.5	
Burst	14	12-56	.214	17-24	.708	41-2.9	18	14-1.0	
Twomey	15	10-34	.294	17-30	.567	37-2.5	13	28-1.9	
Waites	15	9-28	.321	10-11	.909	28-1.9	9	22-1.5	
Wursbach	11	7-18	.389	5-7	.714	19-1.7	10	12-1.1	
Patton	13	2-13	.154	2-7	.286	6-0.5	8	1-0.1	
Garcia	2	1-4	.250	1-2	.500	3-1.5	0	2-1.0	
Alford	2	0-0	.000	0-0	.000	0-0.0	0	0-0.0	
FSU	26	794-2164	.367	707-982	.720	2295-88.3	522	1420-54.6	
Opponents	26	756-2059	.367	539-826	.653	2051-78.9	578	1061-40.8	

1955-56

Record: 16-9	Home: 9-0	Away: 5-5	Neutral: 2-4						
Player	G	FGM-FGA	Pct.	FTM-FTA	Pct.	Reb.-Avg.	PF	Pts.-Avg.	
Oler	25	216-470	.460	310-380	.816	136-5.4	61	742-29.7	
Wold	25	116-241	.481	129-181	.713	237-9.5	91	361-14.4	
Artmeier	25	98-261	.375	80-116	.690	167-6.7	90	276-11.0	
Gregory	25	66-163	.405	30-54	.556	121-4.8	67	162-6.5	
Garcia	22	44-145	.303	45-61	.738	49-2.2	40	133-6.0	
Ward	22	45-135	.333	29-43	.674	82-3.7	21	119-5.4	
Williams	20	33-97	.340	34-52	.654	176-8.8	51	100-5.0	
Twomey	20	16-46	.348	6-20	.300	39-2.0	24	38-1.9	
Patton	13	9-28	.321	11-16	.688	17-1.3	19	29-2.2	
Waites	16	10-34	.294	6-16	.375	24-1.5	14	26-1.6	
Wursbach	17	9-16	.563	5-8	.625	18-1.1	11	23-1.4	
Mahoney	9	6-12	.500	2-3	.667	8-0.9	8	14-1.6	
Corso	1	0-0	.000	0-0	.000	0-0.0	0	0-0.0	
Wood	2	0-0	.000	0-0	.000	0-0.0	0	0-0.0	
Team						55-2.2			
FSU	25	668-1648	.405	687-950	.723	1129-45.2	497	2023-80.9	
Opponents	25	710-1703	.417	493-799	.617	1188-47.5	554	1913-76.5	

1956-57

Record: 9-17	Home: 5-5	Away: 3-11	Neutral: 1-1						
Player	G	FGM-FGA	Pct.	FTM-FTA	Pct.	Reb.-Avg.	PF	Pts.-Avg.	
Durham	26	117-438	.404	155-213	.728	116-4.5	53	509-19.6	
Waites	25	131-336	.389	101-126	.802	118-4.7	75	363-14.5	
Strom	26	90-175	.514	62-95	.640	237-9.1	74	242-9.3	
Garcia	25	73-239	.306	77-99	.777	50-2.0	48	223-8.9	
Williams	26	67-175	.383	43-78	.551	234-9.0	62	177-6.8	
Ward	24	57-153	.373	15-30	.500	76-3.2	35	129-5.4	
Gregory	24	51-137	.372	18-33	.545	81-3.4	64	120-5.0	
Twomey	18	26-92	.283	42-62	.677	70-3.9	29	94-5.2	
Westhafer	21	17-42	.405	19-33	.576	44-2.1	19	53-2.5	
Williams, J	18	9-36	.250	6-11	.545	12-0.7	10	24-1.3	
Casteel	11	6-28	.214	5-19	.263	53-4.8	27	17-1.5	
FSU	26	704-1862	.380	543-799	.679	1091-42.0	496	1951-75.1	
Opponents	26	763-1981	.396	545-805	.677	1446-55.6	482	2061-79.3	

1957-58

Record: 9-16	Home: 8-3	Away: 0-12	Neutral: 1-1						
Player	G	FGM-FGA	Pct.	FTM-FTA	Pct.	Reb.-Avg.	PF	Pts.-Avg.	
Deckel	25	163-457	.357	99-134	.739	202-8.1	425	17-0.0	
Durham	24	122-377	.324	124-154	.805	95-4.0	368	15-3.6	
Liteky	25	96-294	.327	76-97	.784	120-4.8	268	10-7.7	
Strom	25	101-239	.423	50-64	.781	252-10.1	252	10-1.1	
Boltz	25	61-174	.351	32-58	.552	303-12.1	154	6-2.2	
Garcia	22	32-111	.288	28-41	.683	43-2.0	92	4-2.2	
Savage	24	25-110	.227	15-32	.469	46-1.9	65	2-7.7	
Westhafer	14	8-31	.258	7-13	.538	22-1.6	23	1-6.2	
Casteel	18	6-23	.261	8-17	.471	41-2.3	20	1-1.1	
Williams	15	5-32	.156	6-10	.600	9-0.6	16	1-1.1	
Woodward	3	2-3	.667	2-3	.667	3-1.0	6	2-2.0	
Rodgers	1	0-0	.000	0-0	.000	0-0.0	0	0-0.0	
Gregory	1	0-0	.000	0-0	.000	0-0.0	0	0-0.0	
Team						127-5.1			
FSU	25	621-1851	.335	447-623	.717	1247-49.9	1689	67-6.6	
Opponents	25	697-1766	.395	454-689	.659	1352-54.1	1848	73-9.9	

1958-59

Record: 8-15	Home: 7-3	Away: 1-10	Neutral: 0-2						
Player	G	FGM-FGA	Pct.	FTM-FTA	Pct.	Reb.-Avg.	PF	Pts.-Avg.	
Durham	23	171-415	.412	162-201	.806	86-3.7	57	504-21.9	
Bates	23	179-495	.362	76-101	.752	102-4.4	75	434-18.9	
Liteky	23	70-176	.398	59-83	.711	115-5.0	74	199-8.7	
Tinsley	21	68-146	.466	27-61	.443	148-7.0	56	163-7.8	
Savage	23	68-196	.347	32-67	.478	131-5.7	67	168-7.3	
Boltz	23	52-153	.340	45-74	.608	264-11.5	95	149-6.5	
Richter	14	30-85	.353	13-30	.433	85-6.1	24	73-5.2	
Williams	20	19-59	.322	12-14	.857	19-1.0	22	50-2.5	
Archer	13	6-16	.375	5-8	.625	17-1.3	11	17-1.3	
Woodward	13	3-13	.231	4-4	1.000	0-0.0	3	10-0.8	
Hohne	5	1-4	.250	1-2	.500	1-0.2	2	3-0.6	
Hobbs	1	0-0	.000	0-1	.000	0-0.0	0	0-0.0	
FSU	23	667-1758	.379	436-646	.675	1195-52.0	486	1770-77.0	
Opponents	23	698-1684	.414	479-699	.685	1312-57.1	455	1875-81.5	

1959-60

Record: 10-15	Home: 7-4	Away: 3-10	Neutral: 0-1						
Player	G	FGM-FGA	Pct.	FTM-FTA	Pct.	Reb.-Avg.	PF	Pts.-Avg.	
Fedor	25	214-453	.472	102-131	.779	400-16.0	530	21-2.2	
Richter	25	103-235	.438	64-106	.604	185-7.4	270	10-8.8	
Davis	25	70-227	.308	88-134	.657	80-3.2	228	9-1.1	
Swain	25	78-206	.379	50-89	.562	175-7.0	206	8-2.2	
Ashworth	16	76-208	.365	24-41	.585	56-3.5	176	11-0.8	
Savage	23	53-185	.286	44-68	.647	55-2.4	150	6-5.5	
Woodward	14	48-109	.440	17-18	.944	13-0.9	113	8-1.1	
Freudenstein	8	25-68	.368	14-24	.583	21-2.6	64	8-0.8	
Edney	19	17-48	.354	29-46	.630	30-1.6	63	3-3.3	
Cotton	8	17-51	.333	12-15	.800	19-2.4	46	5-8.8	
Whitehead	15	15-36	.417	12-17	.706	38-2.5	42	2-8.8	
Smith	17	10-36	.278	1-7	.143	24-1.4	21	1-1.2	
Casteel	12	5-21	.238	9-17	.529	18-1.5	19	1-1.6	
Team						191-7.6			
FSU	25	731-1883	.388	466-713	.654	1305-52.2	1928	77-1.1	
Opponents	25	718-1683	.427	514-783	.656	1328-53.1	1950	78-0.8	

1960-61

Record: 14-10	Home: 8-1	Away: 6-7	Neutral: 0-2						
Player	G	FGM-FGA	Pct.	FTM-FTA	Pct.	Reb.-Avg.	PF	Pts.-Avg.	
Fedor	24	185-365	.507	86-107	.804	336-14	70	456-19.0	
Swain	24	168-313	.537	82-124	.661	188-7.8	69	418-17.4	
Long	22	83-179	.464	27-48	.563	81-3.7	60	193-8.8	
Davis	24	44-117	.376	78-102	.765	68-2.8	53	166-6.9	
Ashworth	23	45-137	.328	31-43	.721	57-2.5	53	121-5.3	
Coogole	22	36-80	.450	41-64	.641	64-2.9	45	113-5.1	
Edney	18	21-57	.368	34-56	.607	28-1.6	22	76-4.2	
Smith	10	15-34	.441	8-12	.667	18-1.8	17	38-3.8	
Others	—	75-185	.405	55-78	.705	78-—	62	205-—	
FSU	24	672-1467	.458	442-634	.697	1054-43.9	451	1786-74.4	
Opponents	24	629-1501	.419	411-629	.653	1023-42.6	467	1669-69.5	

1961-62

Record: 15-8	Home: 8-2	Away: 7-6	Neutral: 0-0						
Player	G	FGM-FGA	Pct.	FTM-FTA	Pct.	Reb.-Avg.	PF	Pts.-Avg.	
Fedor	23	186-356	.522	98-125	.734	233-10.1	53	470-20.4	
Swain	23	157-274	.573	62-91	.681	171-7.4	63	376-16.3	
Long	23	128-260	.492	53-74	.716	95-4.1	69	309-13.4	
Ricketts	21	62-112	.554	47-72	.653	62-2.9	32	171-8.1	
Ashworth	23	44-109	.404	28-40	.700	54-1.2	45	116-5.0	
Davis	22	39-95	.411	25-39	.641	49-2.2	45	103-4.7	
Reeves	17	31-57	.544	20-35	.571	46-2.7	16	82-4.8	
Ek	16	22-41	.537	7-12	.583	22-1.4	11	51-3.2	
Dale	12	21-46	.457	8-10	.800	11-0.9	25	50-4.2	
Coogole	12	11-22	.500	12-23	.522	13-1.1	15	34-2.8	
Edney	9	8-14	.571	3-4	.750	8-0.9	9	19-2.1	
FSU	23								

YEAR-BY-YEAR ALL-TIME INDIVIDUAL STATISTICS

1962-63

Record: 15-10 Home: 8-3 Away: 4-7 Neutral: 3-0

Player	G	FGM-FGA	Pct.	FTM-FTA	Pct.	Reb.-Avg.	PF	Pts.-Avg.
Long	24	159-351	.511	77-109	.706	123-5.1	70	395-16.5
Shirley	25	118-235	.502	45-60	.750	199-7.9	67	281-11.2
Rogers	25	106-226	.469	57-85	.671	114-4.6	62	269-10.8
Reeves	24	70-130	.538	48-87	.552	115-4.8	32	188-7.8
Huge	25	78-192	.406	20-36	.556	126-5.1	78	176-7.1
Dale	24	57-135	.422	17-28	.607	53-2.2	69	131-5.5
Gonzalez	17	30-67	.448	21-41	.512	48-2.8	27	81-4.8
Ek	20	27-65	.415	13-23	.565	48-2.4	23	67-3.4
Rickettes	6	18-37	.486	20-26	.769	18-3.0	16	56-9.3
Winter	13	18-50	.360	7-9	.778	8-0.6	14	43-3.3
Lovell	21	19-51	.373	4-9	.444	33-1.6	22	42-2.0
Coogle	2	6-12	.500	0-1	.000	5-2.5	5	12-6.0
Giswold	7	1-2	.500	1-4	.250	3-0.4	5	3-0.4
FSU	25	707-1513	.467	330-517	.638	1047-41.9	448	1744-69.8
Opponents	25	599-1434	.418	482-678	.717	977-39.1	421	1680-67.2

1963-64

Record: 11-14 Home: 9-1 Away: 1-12 Neutral: 1-1

Player	G	FGM-FGA	Pct.	FTM-FTA	Pct.	Reb.-Avg.	PF	Pts.-Avg.
Schull	25	128-257	.499	67-96	.698	179-7.2	66	323-12.9
Rogers	25	132-281	.469	54-81	.667	137-5.5	76	318-12.7
Shirley	25	113-259	.436	59-68	.868	155-6.2	63	285-11.4
Gonzalez	25	78-166	.469	59-73	.808	81-3.2	42	215-8.6
Peacock	23	79-159	.496	39-51	.765	44-1.9	53	197-8.6
Lovell	21	69-133	.518	27-40	.675	57-2.7	31	165-7.9
Huge	25	51-135	.377	21-30	.700	98-3.9	84	123-4.9
Leakley	21	30-94	.319	28-36	.778	30-1.4	16	88-4.2
Ek	21	21-52	.404	9-15	.600	19-9	13	51-2.4
Phillips	14	12-23	.522	18-34	.529	39-2.8	13	42-3.0
Wallace	7	7-10	.700	2-4	.500	10-1.4	8	16-2.3
Hinton	3	0-0	.000	1-1	1.000	2-7	3	1-3
Others	—	4-14	.286	3-3	1.000	3-—	3	11-—
FSU	25	724-1583	.457	387-532	.727	975-39.0	471	1835-73.4
Opponents	25	686-1561	.439	466-637	.730	1074-42.9	447	1838-73.4

1964-65

Record: 16-10 Home: 9-1 Away: 4-5 Neutral: 3-4

Player	G	FGM-FGA	Pct.	FTM-FTA	Pct.	Reb.-Avg.	PF	Pts.-Avg.
Shirley	23	146-300	.486	57-70	.814	168-7.3	72	349-15.2
Schull	26	120-263	.456	85-128	.663	273-10.5	71	325-12.5
Malmen	26	132-314	.420	58-69	.841	122-4.7	78	322-12.4
Lovell	25	88-172	.511	44-67	.657	74-2.9	53	220-8.8
Gonzalez	25	62-170	.364	75-103	.728	68-2.7	50	199-7.9
Peacock	26	68-150	.453	42-64	.656	59-2.3	77	178-6.8
Leakley	25	51-110	.463	25-29	.862	25-1.0	22	127-5.1
Fairchild	18	13-36	.361	16-22	.727	37-2.1	36	42-2.3
Phillips	24	13-39	.333	10-21	.476	43-1.8	41	36-1.5
Murphy	17	2-17	.118	13-20	.650	17-1.0	18	17-1.0
Rogers	3	1-1	1.000	0-0	.000	0-0.0	0	2-7
Detmer	1	1-2	.500	0-0	.000	2-5	2	2-2.0
FSU	26	697-1574	.444	425-593	.716	1058-40.6	520	1819-69.9
Opponents	26	629-1444	.434	505-704	.717	1001-38.5	490	1763-67.8

1965-66

Record: 15-11 Home: 13-1 Away: 1-8 Neutral: 1-2

Player	G	FGM-FGA	Pct.	FTM-FTA	Pct.	Reb.-Avg.	PF	Pts.-Avg.
Schull	25	155-302	.514	164-237	.687	317-12.7	62-3	474-19.0
Lytile	25	116-254	.457	88-116	.759	57-2.3	65-4	320-12.8
Peacock	25	122-257	.475	59-78	.756	131-5.2	74-3	303-12.1
Stewart	24	77-159	.484	58-82	.716	65-2.7	90-9	212-8.8
Glenn	23	58-130	.446	16-20	.800	58-2.5	29-0	132-5.5
Malmen	13	44-104	.423	9-17	.529	48-3.7	32-2	97-7.5
Phillips	18	29-66	.439	21-40	.525	67-3.7	45-1	79-4.4
Murphy	25	21-55	.382	23-35	.657	42-1.7	39-2	65-2.6
Leakley	14	19-56	.339	21-25	.840	14-1.0	12-0	59-4.2
Biggs	21	20-43	.465	13-18	.722	59-2.8	28-0	53-2.7
Danford	17	16-43	.372	13-19	.684	54-3.2	24-0	45-2.4
Doyle	12	11-27	.407	9-17	.529	30-2.5	16-0	31-2.8
Fairchild	9	6-27	.269	10-15	.714	17-1.9	21-0	22-2.4
Bloodworth	7	2-12	.167	1-1	1.000	7-1.0	5-0	5-0.7
FSU	26	696-1,533	.454	507-720	.701	1,109-44.4	553	1,759-75.9
Opponents	26	647-1,462	.443	483-714	.676	991-39.6	542	1,711-71.1

1966-67

Record: 11-15 Home: 7-3 Away: 4-12 Neutral: 0-0

Player	G	FGM-FGA	Pct.	FTM-FTA	Pct.	Reb.-Avg.	PF	Pts.-Avg.
Glenn	25	177-376	.471	36-45	.800	184-7.4	50	390-15.6
Hogan	26	143-292	.490	85-115	.739	81-3.1	59	372-14.3
Morrison	26	117-303	.386	62-81	.765	70-2.7	80	296-11.4
Stewart	26	102-229	.445	73-113	.646	108-4.2	98	277-10.7
Danford	26	92-182	.505	51-84	.607	197-7.6	103	235-9.0
Doyle	24	45-91	.495	41-66	.621	83-3.5	59	131-5.5
Ross	25	23-62	.371	33-44	.750	84-3.4	45	79-3.2
Murphy	24	15-44	.341	19-30	.633	49-2.0	34	49-2.0
Summers	7	3-5	.600	0-1	.000	3-0.43	1	6-0.86
Campbell	3	0-6	.000	0-0	.000	6-2.0	2	0-0.0
Others	5	4-8	.500	2-2	1.000	7-1.4	4	10-2.0
FSU	26	721-1596	.452	402-581	.672	1037-39.9	533	1844-71.0
Opponents	26	725-1634	.444	486-702	.692	1200-50.0	455	1936-74.5

1967-68

Record: 19-8 Home: 12-1 Away: 5-5 Neutral: 2-2

Player	G	FGM-FGA	Pct.	FTM-FTA	Pct.	Reb.-Avg.	PF	Pts.-Avg.
Cowens	27	206-383	.538	96-131	.733	456-17.0	103	508-18.8
Hogan	27	168-348	.483	91-110	.827	60-2.2	64	427-15.8
Gies	27	128-231	.555	86-108	.796	221-8.2	54	342-12.7
Stewart	27	103-223	.462	60-82	.732	93-3.4	88	266-9.9
Danford	27	96-189	.508	48-80	.600	222-8.2	86	240-8.9
Klay	27	99-220	.450	24-34	.706	98-3.6	44	222-8.2
Cable	26	62-126	.492	42-50	.840	26-1.0	36	166-6.4
Depathy	27	53-123	.431	24-40	.600	46-1.7	27	130-4.8
Ross	23	22-66	.333	34-56	.607	74-3.2	40	78-3.4
Reynolds	15	13-36	.361	16-26	.615	7-0.5	11	42-2.8
Doyle	17	5-13	.385	5-5	1.000	24-1.4	7	15-0.9
Barrow	3	1-2	.500	0-0	.000	0-0	1	2-0.67
FSU	27	956-1960	.490	526-722	.730	1388-51.4	561	2438-90.3
Opponents	27	793-1911	.415	532-736	.723	1134-42.0	534	2118-78.4

1968-69

Record: 18-8 Home: 10-3 Away: 6-5 Neutral: 2-0

Player	G	FGM-FGA	Pct.	FTM-FTA	Pct.	Reb.-Avg.	PF	AT	Pts.-Avg.
Cowens	25	202-384	.526	104-164	.634	437-17.5	76	71	508-20.3
Young	26	157-336	.467	76-102	.745	115-4.5	75	155	390-15.0
Hogan	26	155-335	.463	56-80	.700	55-2.1	64	78	366-14.1
Klay	25	94-198	.475	27-36	.750	93-3.7	50	24	215-8.6
Williams	26	83-191	.435	37-71	.521	249-9.6	76	23	211-8.1
Gies	26	80-129	.620	40-62	.645	128-4.9	55	21	200-7.7
Cable	26	48-114	.421	29-40	.725	15-0.6	17	20	125-4.8
Burt	23	46-124	.371	18-37	.486	81-3.5	44	18	110-4.8
Bush	19	41-88	.466	13-21	.619	39-2.0	20	17	97-5.1
Reynolds	13	11-36	.306	2-4	.500	12-0.9	4	7	24-1.8
Macomber	12	5-12	.417	2-5	.400	11-0.9	6	0	12-1.0
Macklin	7	3-15	.200	4-8	.500	7-1.0	3	2	10-1.4
Kimrey	4	0-3	.000	3-4	.750	1-0.3	0	0	3-0.8
FSU	26	925-1965	.471	412-633	.651	1336-51.4	494	436	2260-86.9
Opponents	26	774-1708	.453	498-688	.724	1039-40.0	467	308	2056-79.1

1969-70

Record: 23-3 Home: 12-0 Away: 9-3 Neutral: 2-0

Player	G	FGM-FGA	Pct.	FTM-FTA	Pct.	Reb.-Avg.	PF	AT	Pts.-Avg.
Cowens	26	174-355	.490	115-169	.676	447-17.2	86	79	463-17.8
Williams	26	185-291	.636	69-113	.611	285-11.0	85	19	439-17.0
Young	26	151-340	.444	59-80	.738	92-3.5	79	127	361-13.9
Macklin	26	116-249	.466	51-57	.895	63-2.4	75	84	283-10.9
Ellzy	26	98-209	.471	65-86	.747	135-5.2	43	24	261-10.0
Harris	26	70-181	.387	46-54	.852	122-4.7	39	31	186-7.2
Cable	24	39-84	.464	35-49	.714	26-1.1	28	12	113-4.7
Garrett	18	36-79	.456	29-37	.784	59-3.3	26	5	101-5.6
Gies	25	37-68	.544	27-36	.750	83-3.3	30	12	101-4.0
Burt	19	22-50	.440	8-13	.615	25-1.3	16	7	52-2.5
Glover	13	7-35	.200	3-10	.300	8-0.6	6	10	17-1.3
Macomber	9	4-8	.500	0-1	.000	10-1.1	2	0	8-0.9
Kimrey	2	0-1	.000	0-0	.000	4-2.0	2	1	0-0.0
FSU	26	939-1950	.481	507-705	.718	1451-55.8	517	411	2385-91.7
Opponents	26	74							

YEAR-BY-YEAR ALL-TIME INDIVIDUAL STATISTICS

1970-71

Record: 17-9Home: 12-2 Away: 4-5Neutral: 1-2

Player	G	FGM-FGA	Pct.FTM-FTA	Pct.	Reb.-Avg.	PF	AT	Pts.-Avg.
King	26	262-521	.50365-91	.714	130-5.0	54	51	589-22.7
Royals	26	191-384	.49789-122	.730	390-15.0	90	36	471-18.1
Ellzy	26	142-268	.53477-126	.611	208-8.0	57	42	361-13.9
Garrett	26	130-269	.48368-104	.654	213-8.2	69	36	328-12.5
Petty	26	75-172	.43647-60	.783	64-2.5	65	227	197-7.6
Harris	26	60-140	.42914-25	.560	99-3.8	25	28	134-5.2
Young	22	53-141	.376 7-13	.538	35-1.6	50	38	113-5.1
Gay	20	29-60	.48311-18	.611	55-2.8	21	13	69-3.5
Samuel	15	21-62	.33915-18	.833	14-0.9	12	15	57-3.8
Burt	13	16-38	.421 2-4	.500	24-1.8	8	7	34-2.6
Macomber	13	8-22	.364 5-10	.500	27-2.1	11	6	21-1.6
Nemergut	1	1-3	.333 0-1	.000	1-1.0	0	0	2-2.0
Glover	1	2-2	1.000 0-0	.000	0-0.0	0	0	4-4.0
FSU	26	990-2082	.476400-592	.675	1388-53.4	462	499	2380-91.5
Opponents	26	842-1943	.433401-612	.655	1208-46.5	534	389	2085-80.2

1971-72

Record: 27-6Home: 11-1 Away: 6-4Neutral: 10-1

Player	G	FGM-FGA	Pct.FTM-FTA	Pct.	Reb.-Avg.	PF	AT	Pts.-Avg.
King	32	239-558	.42895-126	.754	192-6.0	58	69	573-17.9
Royals	32	196-415	.472109-159	.686	351-11.0	101	85	501-15.7
Garrett	32	169-352	.48080-109	.734	253-7.9	76	57	418-13.0
McCray	32	166-300	.55452-89	.584	263-8.2	106	32	384-12.0
Harris	32	104-232	.44850-74	.676	161-5.0	56	52	258-8.1
Samuel	30	71-152	.46755-74	.743	50-1.6	30	120	197-6.2
Petty	31	66-149	.44372-101	.713	63-2.0	68	173	204-6.4
Cole	32	68-150	.45335-47	.745	59-1.8	42	41	171-5.3
Gay	22	28-52	.53810-16	.625	42-1.3	22	3	66-2.1
Amick	11	3-10	.300 3-3	1.000	5-0.5	5	1	9-0.8
Calkin	3	0-0	.000 0-1	.000	1-0.3	0	1	0-0.0
Fryer	2	0-1	.000 0-1	.000	1-0.5	0	0	0-0.0
Wright	2	0-1	.000 0-0	.000	2-1.0	0	0	0-0.0
FSU	33	1110-2372	.468561-800	.701	1608-50.3	564	634	2781-86.9
Opponents	33	904-2153	.420478-722	.662	1386-43.3	597	470	2286-71.4

1972-73

Record: 18-8Home: 11-1 Away: 2-3Neutral: 5-4

Player	G	FGM-FGA	Pct.FTM-FTA	Pct.	Reb.-Avg.	PF	AT	Pts.-Avg.
Royals	26	193-382	.51044-68	.647	265-10.2	75	81	430-16.5
McCray	26	170-293	.58041-71	.577	242-9.3	77	9	381-14.7
Cole	26	138-283	.48828-40	.700	75-2.9	67	77	304-11.7
Clyde	19	111-216	.51425-37	.676	131-6.9	50	37	247-13.0
Petty	25	86-209	.41132-50	.640	55-2.2	69	202	204-8.2
Johnson	26	86-172	.50027-47	.574	155-6.0	32	23	199-7.7
Gay	22	45-104	.43314-30	.467	83-3.8	3	26	101-4.6
Grady	21	38-58	.65523-42	.548	73-3.5	17	7	99-4.7
King	6	41-91	.451 8-13	.615	17-3.3	10	8	90-15.0
Burke	22	27-63	.429 5-6	.833	17-0.8	14	39	59-2.7
Stitt	2	2-7	.286 0-0	.000	2-1.0	0	0	4-2.0
Brownyard	5	1-5	.200 0-0	.000	0-0.0	2	0	2-0.4
Perkins	3	0-2	.000 0-0	.000	1-0.3	0	1	0-0.0
FSU	26	938-1886	.498244-401	.608	1250-48.0	452	513	2120-81.6
Opponents	26	779-1817	.429302-427	.707	1022-39.3	443	367	1860-71.5

1973-74

Record: 18-8Home: 10-0 Away: 2-5Neutral: 6-3

Player	G	FGM-FGA	Pct.FTM-FTA	Pct.	Reb.-Avg.	PF	AT	Pts.-Avg.
Warren	26	179-395	.45382-103	.796	161-6.2	78	68	440-16.9
Cole	26	158-365	.43334-47	.723	80-3.1	61	96	350-13.5
McCray	26	156-303	.51434-63	.540	254-9.8	89	14	346-13.3
Grady	26	115-209	.55145-65	.692	250-9.6	51	24	275-10.6
Smalls	26	105-244	.43023-30	.767	54-2.1	48	43	233-9.0
Perkins	26	98-203	.48234-51	.667	207-8.0	62	20	230-8.8
Harris	26	65-128	.50848-59	.814	50-1.9	68	69	178-6.8
Byrd	26	58-132	.43927-37	.730	39-1.5	35	91	143-5.5
Aldridge	14	13-31	.41913-16	.813	18-1.4	4	5	39-2.8
Chassee	14	16-26	.615 3-12	.250	24-1.7	10	3	35-2.5
Burke	6	6-12	.500 0-0	.000	4-0.7	0	2	12-2.0
Harrison	4	2-3	.667 2-5	.400	5-0.8	1	1	6-1.5
Brownyard	4	0-1	.000 2-3	.667	0-0.0	2	1	2-0.5
Abraham	4	0-3	.000 0-0	.000	2-0.5	0	0	0-0.0
Stitt	1	0-0	.000 0-0	.000	0	0	0	0-0.0
FSU	26	971-2055	.472347-491	.707	1230-47.3	509	436	2289-88.0
Opponents	26	856-1903	.444333-487	.684	1100-42.3	544	342	2045-78.8

1974-75

Record: 18-8Home: 15-1 Away: 3-7Neutral: 0-0

Player	G	FGM-FGA	Pct.FTM-FTA	Pct.	Reb.-Avg.	PF	AT	Pts.-Avg.
Warren	25	172-363	.47456-72	.778	139-5.6	82	60	400-16.0
Grady	26	154-265	.58137-65	.569	267-10.3	72	23	345-13.3
Smalls	26	141-314	.44933-43	.767	68-2.6	61	110	315-12.1
Perkins	26	126-255	.49449-79	.620	191-7.3	70	42	301-11.6
Davis	26	104-185	.56227-41	.659	147-5.7	53	34	235-9.0
Harris	26	91-179	.50841-61	.672	80-3.1	77	73	223-8.6
Mann	25	58-117	.49616-25	.640	59-2.4	53	17	132-5.3
Byrd	26	52-108	.48123-41	.561	15-0.6	30	60	127-4.9
Chassee	19	17-31	.548 8-18	.444	38-2.0	12	6	42-2.2
Stitt	12	12-26	.462 0-1	.000	2-0.2	2	0	24-2.0
Gilbert	6	2-2	1.000 3-7	.429	1-0.2	0	0	7-1.2
Harrison	4	2-5	.400 0-2	.000	6-1.5	2	0	4-1.0
Brodie	4	1-8	.125 1-1	1.000	6-1.5	3	0	3-0.8
FSU	26	932-1858	.502294-456	.645	1099-42.3	571	425	2158-83.0
Opponents	26	766-1732	.442330-474	.696	1019-39.2	521	335	1862-71.6

1975-76

Record: 21-6Home: 13-0 Away: 6-3Neutral: 2-3

Player	G	FGM-FGA	Pct.FTM-FTA	Pct.	Reb.-Avg.	PF	AT	Pts.-Avg.
Thompson	27	166-356	.46658-78	.744	203-7.5	65	52	390-14.4
Davis	27	143-224	.63845-71	.634	167-6.2	80	65	331-12.3
Warren	27	122-311	.39224-37	.649	102-3.8	58	52	268-9.9
Grady	27	94-176	.53432-48	.667	203-7.5	66	25	220-8.1
Harris	27	86-174	.49444-58	.759	70-2.6	71	53	216-8.0
Allen	26	89-169	.52737-50	.740	79-3.0	63	28	215-8.3
Byrd	26	84-167	.50340-55	.727	35-1.3	41	91	208-8.0
Smalls	25	82-160	.51320-31	.645	22-0.9	39	45	184-7.4
Perkins	27	69-166	.41634-58	.586	126-4.7	59	24	172-6.4
Smith	20	21-39	.53816-21	.762	51-2.6	41	24	58-2.9
Kundid	6	0-7	.000 0-0	.000	3-0.5	2	0	0-0.0
FSU	27	956-1949	.491350-507	.690	1168-43.3	585	459	2264-83.9
Opponents	27	751-1668	.450360-540	.667	980-36.3	538	361	1862-68.9

1976-77

Record: 16-11 Home: 8-2 Away: 4-5Neutral: 4-4

Player	G	FGM-FGA	Pct.FTM-FTA	Pct.	Reb.-Avg.	PF	AT	Pts.-Avg.
Thompson	27	230-495	.46440-69	.579	205-7.5	83	29	500-18.5
Davis	27	176-310	.56750-92	.543	212-7.8	100	39	402-14.8
Byrd	27	147-285	.51596-116	.827	41-1.5	55	159	390-14.4
Smalls	27	129-289	.44626-31	.838	86-3.1	71	75	284-10.5
Smith	27	76-173	.43932-50	.640	141-5.2	96	58	184-6.8
Anderson	27	65-105	.61931-52	.596	141-5.2	56	23	161-5.9
Dillard	25	53-110	.48140-61	.655	29-1.1	53	35	146-5.8
Brown	18	38-50	.76018-28	.642	48-2.7	22	1	94-5.2
Jackson	19	8-24	.33312-22	.545	13-0.6	13	21	28-1.4
Kuhl	12	5-11	.454 4-4	1.000	19-1.5	13	3	14-1.1
Kundid	1	0-0	.000 1-2	.500	0-0.0	0	1	1-1.0
Vertica	7	3-7	.428 0-4	.000	2-0.2	1	1	6-0.8
Others	5	15-29	.51711-16	.687	20-4.0	17	2	41-8.2
FSU	27	945-1888	.500361-547	.659	1058-39.2	580	447	2251-83.3
Opponents	27	839-1735	.482405-563	.719	1190-38.1	559	381	2083-77.1



Dave Fedor, who is one of only three players in school history to average 20 or more points during his career, is ranked 12th in school history with 1,456 career points.

YEAR-BY-YEAR ALL-TIME INDIVIDUAL STATISTICS

1977-78

Record: 23-6 Home: 10-1 Away: 7-2 Neutral: 6-3

Player	G	Min.	FGM-FGA	Pct.	FTM-FTA	Pct.	Reb.-Avg.	PF-DQ	AT	BL	ST	Pts.-Avg.
Davis	28	941	217-376	.577	112-178	.629	208-7.4	73-2	36	14	34	546-19.5
Thompson	29	850	175-362	.483	49-69	.710	211-7.2	83-1	28	13	52	399-13.7
Dillard	29	661	153-282	.542	92-119	.773	74-2.5	92-3	64	8	31	398-13.7
Harris	28	724	153-314	.487	33-51	.647	85-3.0	73-3	56	2	40	339-12.1
Anderson	29	905	93-167	.556	49-60	.816	193-6.6	72-1	36	11	26	235-8.1
Brown	28	402	61-98	.622	46-65	.707	111-3.9	49-1	4	14	5	168-6.0
Jackson	29	864	68-193	.352	36-64	.562	79-2.7	58-0	166	1	73	172-5.9
Mann	27	281	49-117	.418	10-41	.243	55-2.1	50-1	4	2	7	108-4.0
Smith	23	113	14-21	.666	4-9	.444	26-1.1	12-0	9	0	2	32-1.4
Cox	2	6	0-5	.000	2-2	1.000	3-3.1	3-0	0	0	0	2-1.0
Kuhl	8	24	0-5	.000	5-11	.454	13-1.6	6-0	0	2	0	5-0.6
Parks	9	23	1-6	.166	3-7	.428	9-1.0	1-0	3	0	4	5-0.6
Bozeman	10	28	2-8	.250	1-4	.250	7-0.7	3-0	0	0	2	5-0.5
Others	—	3	0-3	.000	2-3	.666	5-—	1-0	0	0	0	2-—
FSU	29	5825	986-1957	.503	444-683	.650	1161-40.0	576-12	408	67	276	2416-83.3
Opponents	29	5825	861-1875	.459	368-532	.691	1045-36.0	621-23	282	75	191	2090-72.0

1978-79

Record: 19-10 Home: 9-1 Away: 7-7 Neutral: 3-2

Player	G	Min.	FGM-FGA	Pct.	FTM-FTA	Pct.	Reb.-Avg.	PF-DQ	AT	BL	ST	Pts.-Avg.
Brown	29	1010	237-343	.691	155-218	.711	242-8.3	92-4	20	25	22	629-21.7
Anderson	24	775	105-179	.587	66-81	.815	175-7.3	70-1	29	10	17	276-11.5
Chatman	29	764	122-270	.452	51-80	.638	127-4.4	69-1	29	13	42	295-10.2
Jackson	29	1039	106-281	.377	43-83	.518	72-2.5	88-4	158	0	58	255-8.8
Bozeman	29	616	94-207	.454	36-55	.655	89-3.1	97-7	19	5	23	224-7.7
Parks	29	736	80-160	.500	48-60	.800	42-1.5	80-3	97	3	32	208-7.2
Mann	29	518	72-161	.447	23-42	.548	96-3.3	71-2	10	2	16	167-5.8
Tookes	25	244	31-68	.456	11-19	.579	67-2.7	40-0	6	3	5	73-2.9
Kuhl	11	62	15-19	.789	2-2	1.000	10-0.9	12-0	3	0	2	32-2.9
Cox	7	21	4-7	.571	7-9	.778	2-0.3	11-1	2	0	2	15-2.1
Collinsworth	6	24	3-7	.429	5-7	.714	8-1.3	2-0	1	0	0	11-1.8
Dillard	2	66	13-26	.500	14-16	.875	8-4.0	5-0	5	0	4	40-20.0
FSU	29	5875	882-1728	.510	461-672	.686	1022-35.2	637-23	379	61	223	2225-76.7
Opponents	29	5875	829-1656	.501	476-674	.706	889-30.7	626-35	316	84	193	2134-73.6

1979-80


Record: 22-9 Home: 10-3 Away: 7-5 Neutral: 5-1

Player	G	Min.	FGM-FGA	Pct.	FTM-FTA	Pct.	Reb.-Avg.	PF-DQ	AT	BL	ST	Pts.-Avg.
Dillard	31	1090	239-458	.521	151-197	.766	130-4.1	93-2	72	13	53	635-20.4
Brown	31	1097	230-356	.646	119-172	.691	238-7.6	85-1	19	16	13	578-18.6
Rolle	31	999	197-322	.611	82-142	.577	245-7.9	98-4	25	42	15	476-15.3
Arnold	23	432	68-167	.407	64-89	.719	31-1.3	50-0	41	2	17	200-8.6
Parks	31	857	93-188	.494	56-77	.727	69-2.2	75-2	83	4	28	243-7.8
Jackson	31	1146	74-173	.427	26-45	.577	76-2.4	87-3	213	8	65	174-5.6
Tookes	31	430	53-112	.473	22-29	.758	118-3.8	44-0	11	3	9	128-4.1
Collinsworth	9	39	3-9	.333	4-4	1.000	8-0.9	10-0	1	2	1	10-1.1
Cox	12	54	3-10	.300	5-11	.454	7-0.5	7-0	4	0	1	11-0.9
Young	4	11	1-3	.333	1-5	.200	1-0.2	2-0	0	0	0	3-0.7
Haynes	5	13	1-4	.250	1-2	.500	1-0.2	3-0	0	0	0	13-0.6
FSU	31	6170	964-1811	.532	529-772	.685	1021-32.9	556-13	471	90	204	2461-79.3
Opponents	31	6170	968-1942	.498	383-559	.685	1018-32.8	669-31	405	99	234	2319-74.8

1980-81

Record: 17-11 Home: 8-2 Away: 5-6 Neutral: 4-3

Player	G	Min.-Avg.	FGM-FGA	Pct.	FTM-FTA	Pct.	Reb.-Avg.	PF-DQ	AT	BL	ST	Pts.-Avg.
Dillard	28	985-35.2	182-372	.489	151-190	.794	98-3.5	100-6	91	11	52	515-18.3
Rolle	28	900-32.1	168-297	.565	111-195	.569	257-9.1	100-3	10	47	15	447-15.9
Bozeman	28	727-26.0	122-235	.519	44-75	.586	108-3.8	94-5	25	3	21	288-10.2
Anderson	27	906-33.6	108-182	.593	59-78	.756	206-7.6	71-4	31	18	32	275-10.1
Parks	28	834-29.8	70-167	.419	49-69	.710	65-2.3	82-4	91	6	30	189-6.7
Arnold	26	438-16.8	53-137	.386	52-67	.776	45-1.7	56-0	23	2	14	158-6.0
Tookes	12	120-10.0	16-50	.320	16-17	.941	25-2.1	9-0	0	1	2	48-4.0
Gilmore	28	510-18.2	33-74	.445	26-48	.541	65-2.3	43-0	7	8	9	92-3.2
Groomes	18	107-5.9	11-27	.407	14-22	.636	35-1.9	23-0	0	0	8	36-2.0
Collinsworth	11	48-4.4	6-13	.461	0-1	.000	11-1.0	15-0	3	1	1	12-1.1
Young	15	106-7.1	3-18	.167	3-4	.750	3-0.2	8-0	5	0	6	9-0.6
Dillard	6	13-2.2	0-3	.000	0-0	.000	0-0.0	1-0	1	1	0	0-0.0
Kuhl	2	3-1.5	0-2	.000	0-0	.000	1-0.5	0-0	0	0	0	0-0.0
Matchett	2	3-1.5	0-1	.000	0-0	.000	0-0.0	1-0	0	0	0	0-0.0
FSU	28	5700	772-1578	.489	525-766	.685	1028-36.7	603-22	287	98	190	2069-73.8
Opponents	28	5700	770-1675	.459	457-654	.698	956-34.1	661-43	323	72	208	1993-71.1



Dave Cowens averaged 17.2 rebounds per game for his entire career as a Seminole. He is considered to be the greatest all-around players in school history and is one of only two players in school history to be credited with 1,000 or more career rebounds. Cowens is also ranked first in school history with 65 career double-doubles in 76 career games.

YEAR-BY-YEAR ALL-TIME INDIVIDUAL STATISTICS

1981-82

Record: 11-17 Home: 5-8 Away: 3-7 Neutral: 3-2

Player	G	Min.	FGM-FGA	Pct.	FTM-FTA	Pct.	Reb.-Avg.	PF-DQ	AT	BL	ST	Pts.-Avg.
Wiggins	22	808	223-388	.574	77-102	.754	213-9.7	61-1	40	4	37	523-23.8
William	28	938	167-365	.457	33-40	.825	61-2.2	76-5	111	3	66	367-13.1
Gilmore	28	790	125-236	.529	53-90	.589	138-4.9	95-5	15	20	16	303-10.8
Johnson	28	831	98-210	.466	88-118	.745	132-4.7	92-5	74	6	18	284-10.1
Speights	28	770	98-200	.490	28-58	.482	133-4.7	68-1	12	5	16	224-8.0
Myrick	28	630	71-159	.440	43-70	.614	85-3.0	67-5	43	5	30	185-6.6
Phillip	21	243	25-55	.454	18-28	.642	45-2.1	45-3	2	0	8	68-3.2
Miles	22	269	16-39	.410	8-11	.727	34-1.5	27-0	5	2	2	40-1.8
Watson	26	245	12-41	.285	11-13	.846	16-0.6	18-0	20	0	10	35-1.3
Wilkes	12	45	5-14	.357	4-7	.571	3-0.2	6-0	4	0	6	14-1.2
Coleman	3	4	1-1	1.000	0-0	.000	1-0.3	1-0	0	0	0	2-0.6
Crawford	5	7	0-3	.000	1-2	.500	3-0.6	0-0	0	0	0	1-0.2
FSU	28	5650	850-1740	.488	368-548	.671	967-34.5	570	328	45	210	2068-73.8
Opponents	28	5650	851-1662	.512	418-623	.670	936-33.4	540	407	84	191	2120-75.7

1982-83

Record: 14-14 Home: 8-5 Away: 4-7 Neutral: 2-2

Player	G-GS	Min.	FGM-FGA	Pct.	FTM-FTA	Pct.	Reb.-Avg.	PF-DQ	AT	Pts.-Avg.
Wiggins	24-24	873	216-410	.527	112-147	.762	196-8.2	82-5	39	544-22.7
Martello	22-22	664	122-244	.500	63-82	.768	120-5.4	68-5	35	307-13.9
William	28-27	970	158-340	.465	50-70	.714	48-1.7	62-1	156	366-13.1
Johnson	28-15	746	93-173	.538	53-82	.646	122-4.4	78-2	25	239-8.5
Arnold	27-16	551	72-140	.514	57-74	.770	70-2.6	59-3	25	201-7.4
Myrick	28-7	495	56-119	.471	36-53	.679	76-2.7	56-4	24	148-5.3
Speights	22-6	292	23-69	.333	35-51	.686	55-2.5	33-1	5	81-3.7
Miles	26-7	420	24-60	.400	19-24	.792	61-2.3	56-3	14	67-2.6
Phillip	27-10	296	25-63	.397	18-32	.563	59-2.2	67-2	7	68-2.6
Watson	22-1	176	8-29	.276	11-12	.916	12-0.5	17-0	17	27-1.2
Wilkes	10-0	16	2-7	.286	0-1	.000	4-0.4	7-0	2	4-0.4
FSU	28	5675	826-1716	.481	470-653	.719	958-34.2	602	353	2122-75.8
Opponents	28	5675	845-1665	.507	473-656	.721	954-34.1	597	374	2163-77.3

1983-84

Record: 20-11 Home: 13-3 Away: 5-7 Neutral: 2-1

Player	G-GS	Min.-Avg.	FGM-FGA	Pct.	FTM-FTA	Pct.	Reb.-Avg.	PF-DQ	AT	TO	BL	ST	Pts.-Avg.
Gipson	31-31	1086-35.0	260-497	.523	106-173	.613	208-6.7	74-0	19	47	55	21	626-20.2
Martello	31-31	956-30.8	180-322	.559	67-86	.779	172-5.5	82-2	63	53	6	32	427-13.8
Shaffer	31-31	1025-33.1	132-230	.574	44-61	.721	106-3.4	83-4	146	104	9	70	308-9.9
Allen	30-29	879-29.3	109-211	.517	37-73	.507	148-4.9	99-6	6	35	23	25	255-8.5
William	28-27	996-35.6	103-201	.512	30-44	.682	60-2.1	78-3	215	131	2	62	236-8.4
Arnold	31-1	415-13.4	55-102	.539	85-101	.842	76-2.5	37-0	25	27	2	17	195-6.3
Myrick	30-1	333-11.1	43-91	.473	20-30	.667	69-2.3	44-0	23	30	5	17	106-3.5
Speights	21-0	180-8.6	21-40	.525	11-18	.611	48-2.3	25-0	9	21	0	2	53-2.5
Miles	17-0	125-7.3	12-22	.545	8-18	.444	25-1.5	22-0	4	5	0	1	32-1.9
Farrar	25-4	185-7.4	15-38	.395	10-12	.833	12-0.5	19-1	16	18	0	12	40-1.6
Johnson	12-0	48-4.0	4-12	.333	6-10	.600	7-0.6	4-0	1	5	3	1	14-1.2
Watson	4-0	18-4.5	2-3	.667	1-2	.500	2-0.5	1-0	7	2	0	1	5-1.1
FSU	31	6250	936-1769	.529	426-630	.676	999-32.2	569	534	477	105	261	2298-74.1
Opponents	31	6250	867-1837	.472	395-602	.656	1025-33.1	587	440	487	59	208	2129-68.7

1984-85

Record: 14-16 Home: 9-5 Away: 2-9 Neutral: 3-2

Player	G-GS	Min.-Avg.	FGM-FGA	Pct.	FTM-FTA	Pct.	Reb.-Avg.	PF-DQ	AT	TO	BL	ST	Pts.-Avg.
Gipson	30-30	1040-35.0	236-489	.483	96-150	.640	234-7.8	87-2	32	58	47	21	568-18.9
Allen	28-27	901-32.2	187-352	.531	62-101	.614	190-6.8	83-4	14	43	28	37	436-15.6
Farrar	30-30	1005-33.5	138-271	.509	40-55	.727	86-2.9	92-6	110	78	8	42	316-10.5
Shaffer	28-24	849-30.3	121-267	.453	49-74	.662	96-3.4	88-4	171	84	6	81	292-10.4
Myrick	30-29	976-32.5	116-237	.489	70-101	.693	186-6.2	88-5	75	69	16	46	302-10.1
Fitchett	29-5	661-22.8	74-121	.612	51-74	.689	109-3.8	58-2	24	21	16	19	198-6.8
Speights	19-0	198-10.4	28-52	.538	30-45	.667	68-3.6	20-0	12	24	2	6	86-4.5
Carter	14-0	53-3.8	10-23	.435	4-6	.667	13-0.9	12-0	2	3	1	2	24-1.7
Mabry	23-0	123-5.3	9-25	.360	8-15	.538	6-0.3	21-1	25	23	0	6	26-1.1
Martin	11-0	40-3.6	2-6	.333	3-3	1.000	7-0.6	5-0	0	2	0	0	7-0.6
FSU	30	6025	935-1877	.498	432-646	.669	1101-36.7	564	484	416	124	266	2302-76.7
Opponents	30	6025	860-1854	.464	434-633	.686	1075-35.8	600	374	438	71	186	2154-71.8



Charlie Ward, the greatest athlete in school history, is the Seminoles' all-time leader in steals with 238. He is one of three Seminoles to lead the ACC in steals in a single season with 97 during the 1993 season. Ward is also ranked seventh in school history with 396 career assists.

YEAR-BY-YEAR ALL-TIME INDIVIDUAL STATISTICS

1985-86

Record: 12-17 Home: 11-4 Away: 0-12 Neutral: 1-1

Player	G-GS	Min.-Avg.	FGM-FGA	Pct.	FTM-FTA	Pct.	Reb.-Avg.	PF-DQ	AT	TO	BL	ST	Pts.-Avg.
Barber	29-26	933-32.2	204-402	.507	78-102	.765	69-2.4	60-1	146	138	4	52	486-16.8
Allen	27-26	849-31.4	152-330	.461	67-112	.598	163-6.2	88-6	18	47	30	32	371-13.7
Davis	25-24	784-31.4	129-237	.544	42-52	.808	110-4.4	58-1	97	63	3	32	300-12.0
Fitchett	29-29	865-29.8	126-205	.615	43-61	.705	130-4.5	62-1	31	54	24	30	295-10.2
Choice	24-9	571-23.8	88-182	.484	63-79	.797	103-4.5	62-1	7	38	14	8	239-10.0
Shaffer	23-18	603-26.2	68-144	.472	41-58	.707	98-4.3	78-5	85	58	9	30	177-7.7
Hunter	28-9	461-16.5	88-158	.557	14-32	.438	130-4.6	57-1	9	22	6	12	190-6.8
McCloud	27-1	283-10.5	42-87	.483	31-49	.633	49-1.8	35-0	26	44	2	13	115-4.4
Karasek	11-2	117-10.6	11-30	.367	7-10	.700	20-1.9	18-1	5	8	1	2	29-2.6
Mabry	14-0	56-4.1	7-15	.467	16-18	.889	6-0.4	7-0	8	6	0	3	30-2.2
Mateer	23-1	223-9.7	20-43	.465	6-11	.545	46-2.0	34-0	29	31	0	11	46-2.0
Carter	13-0	45-3.5	10-22	.454	4-6	.667	24-1.9	8-0	0	9	3	2	24-1.9
Larsen	4-0	10-2.5	0-3	.000	2-3	.667	2-0.5	1-0	0	1	1	1	2-0.5
FSU	29	5800	945-1858	.509	414-593	.698	980-33.8	568-17	461	519	97	228	2304-79.4
Opponents	29	5800	950-1899	.500	457-632	.723	1088-37.5	559-17	457	508	72	187	2357-81.3

1986-87

Record: 19-11 Home: 14-2 Away: 3-8 Neutral: 2-1

Player	G-GS	Min.-Avg.	FGM-FGA	Pct.	3PM-3PA	Pct.	FTM-FTA	Pct.	Reb.-Avg.	PF-DQ	AT	TO	BL	ST	Pts.-Avg.
Barber	30-29	1033-34.4	191-400	.478	72-161	.447	122-152	.803	69-2.3	77-2	144	102	4	38	576-19.2
Davis	30-28	957-31.9	150-311	.482	80-175	.457	54-71	.761	123-4.1	65-3	91	66	3	37	434-14.5
Allen	30-29	954-31.9	144-312	.462	0-2	.000	88-127	.693	235-7.8	98-3	28	35	22	22	376-12.6
Fitchett	30-24	835-27.8	135-236	.572	10-25	.400	59-72	.819	158-5.4	68-4	32	45	26	17	339-11.3
Choice	30-19	653-21.8	102-189	.540	0-2	.000	32-49	.653	126-4.2	76-0	6	44	22	16	236-7.9
McCloud	30-4	590-19.7	87-197	.442	14-47	.298	42-68	.618	126-4.2	57-0	43	53	2	4	230-7.7
Karasek	27-10	474-17.6	65-132	.492	0-0	.000	29-50	.580	104-3.9	76-2	7	45	1	5	159-5.9
Hunter	29-4	354-12.2	63-128	.492	0-0	.000	16-37	.432	111-3.8	49-0	4	21	8	10	142-4.9
Mateer	20-0	171-8.6	3-20	.150	2-14	.143	4-9	.444	11-0.6	14-0	25	21	0	8	12-0.6
Carter	7-0	20-2.9	2-10	.200	0-1	.000	2-2	1.000	5-0.7	7-0	0	2	0	1	6-0.9
MacPhee	5-0	9-1.8	0-5	.000	0-1	.000	0-1	.000	1-0.2	2-0	1	2	0	1	0-0.0
FSU	30	6050	942-1940	.486	178-428	.416	448-638	.702	1161-38.7	589-14	381	436	88	159	2510-83.7
Opponents	30	6050	899-2026	.444	118-295	.400	435-632	.688	1153-38.4	598-24	330	426	93	153	2351-78.4

1987-88

Record: 19-11 Home: 13-2 Away: 3-6 Neutral: 3-3

Player	G-GS	Min.-Avg.	FGM-FGA	Pct.	3PM-3PA	Pct.	FTM-FTA	Pct.	Reb.-Avg.	PF-DQ	AT	TO	BL	ST	Pts.-Avg.
McCloud	30-30	902-30.1	193-403	.479	72-159	.453	88-112	.786	111-3.7	69-3	105	85	6	34	546-18.2
Dawson	30-29	904-30.1	212-393	.539	1-5	.200	111-153	.725	228-7.6	94-4	25	65	8	20	536-17.9
Mayes	30-29	780-26.0	142-299	.475	46-100	.460	66-90	.733	83-2.8	89-4	62	61	2	45	396-13.2
Hunter	30-30	868-28.9	122-207	.589	0-0	.000	37-71	.521	269-9.0	88-3	25	37	19	34	281-9.4
Polite	30-1	505-16.8	69-117	.590	0-0	.000	50-70	.714	115-3.8	47-0	7	27	4	10	188-6.3
Johnson	29-11	484-16.7	60-103	.582	9-23	.391	41-46	.891	48-1.6	29-0	48	24	0	14	170-5.9
Fitchett	30-17	493-16.4	53-115	.461	16-33	.485	23-29	.793	88-2.9	40-0	19	28	20	16	145-4.8
Mitchell	30-0	326-10.9	37-86	.430	0-0	.000	34-60	.567	22-0.7	41-1	37	33	0	16	108-3.6
Boyd	28-0	248-8.9	24-57	.421	9-23	.391	18-26	.692	19-0.7	21-0	40	28	1	10	75-2.7
White	30-0	324-10.8	20-47	.425	0-3	.000	16-44	.364	53-1.8	37-0	28	35	8	13	56-1.9
Barnes	9-0	33-4.0	5-11	.454	1-6	.167	1-3	.333	4-0.4	3-0	3	2	0	1	12-1.3
Fedor	16-0	89-6.2	6-19	.316	0-0	.000	3-11	.273	19-1.2	13-0	2	5	1	1	15-0.9
FSU	30	6025	943-1857	.508	154-352	.437	488-715	.682	1147-38.2	571-15	401	430	69	214	2528-84.3
Opponents	30	6025	865-1861	.465	138-401	.344	422-595	.709	957-31.9	627-19	365	450	94	193	2285-76.2

1988-89

Record: 22-8 Home: 13-2 Away: 8-3 Neutral: 1-3

Player	G-GS	Min.-Avg.	FGM-FGA	Pct.	3PM-3PA	Pct.	FTM-FTA	Pct.	Reb.-Avg.	PF-DQ	AT	TO	BL	ST	Pts.-Avg.
McCloud	30-28	1067-36	207-462	.448	115-262	.439	154-176	.875	109-3.6	70-1	125	97	6	53	683-22.8
Dawson	30-30	1036-35	243-460	.528	25-83	.301	118-160	.738	206-6.9	96-4	20	79	5	32	629-21.0
Mayes	23-19	645-28	126-229	.550	24-76	.316	29-39	.744	53-2.3	59-2	62	47	2	35	305-13.3
Thomas	30-23	774-26	110-213	.516	0-1	.000	76-104	.731	192-6.4	92-3	22	49	18	23	296-9.9
Hunter	30-30	835-28	122-214	.570	0-1	.000	28-45	.622	249-8.3	76-0	28	25	20	38	272-9.1
Mitchell	28-15	679-24	84-166	.506	1-2	.500	78-120	.650	72-2.6	66-3	82	51	4	34	247-8.8
Boyd	25-4	397-16	41-95	.432	8-25	.320	37-50	.740	55-2.2	39-0	29	23	4	19	127-5.1
Polite	6-0	76-13	10-20	.500	0-0	.000	6-17	.353	23-3.8	5-0	2	3	1	1	26-4.3
Wells	9-0	27-3	9-14	.643	0-1	.000	2-3	.667	14-1.6	6-0	1	1	0	0	20-2.2
Johnson	27-0	158-6	13-38	.342	6-19	.316	16-19	.842	17-0.6	10-0	10	11	2	3	48-1.8
White	28-0	217-8	18-25	.720	1-1	1.000	9-26	.346	41-1.5	29-0	20	17	8	11	46-1.6
Hands	22-1	110-5	12-34	.353	1-3	.333	5-7	.714	9-0.4	7-0	8	12	0	2	30-1.4
Barnes	9-0	18-2	4-8	.500	0-0	.000	2-4	.500	4-0.4	0-0	1	3	0	0	10-1.1
Miles	6-0	11-2	0-2	.000	0-0	.000	0-0	.000	1-0.2	2-0	1	1	1	0	0-0.0
FSU	30	6050	999-1980	.505	181-474	.382	560-770	.727	1116-37.2	557-13	411	419	71	251	2739-91.3
Opponents	30	6050	957-1989	.481	141-385	.366	367-541	.678	1096-36.5	672-22	408	502	72	188	2422-80.7

YEAR-BY-YEAR ALL-TIME INDIVIDUAL STATISTICS

1989-90

Record: 16-15 Home: 9-4 Away: 6-6 Neutral: 1-5

Player	G-GS	Min.-Avg.	FGM-FGA	Pct.	3PM-3PA	Pct.	FTM-FTA	Pct.	Reb.-Avg.	PF-DQ	AT	TO	BL	ST	Pts.-Avg.
Mayes	24-23	874-36	198-414	.478	58-161	.360	105-126	.833	81-3.4	76-4	93	94	2	52	559-23.3
Thomas	31-30	1073-35	207-430	.481	0-4	.000	105-151	.695	236-7.6	109-4	30	82	31	39	519-16.7
Polite	31-31	967-31	156-268	.582	4-11	.364	117-173	.676	262-8.5	81-3	29	75	4	40	433-14.0
Graham	31-20	775-25	126-269	.468	11-30	.367	51-69	.739	110-3.5	69-2	37	61	8	26	314-10.1
Boyd	31-24	882-28	71-199	.357	21-66	.318	35-53	.660	121-3.9	71-0	73	71	7	34	198-6.4
Copeland	28-6	486-17	22-73	.301	12-33	.364	47-62	.758	34-1.2	34-0	48	35	0	29	103-3.7
Dobard	29-0	349-12	38-68	.559	0-0	.000	12-23	.522	82-2.8	37-1	6	21	36	2	88-3.0
Miller	18-0	109-6	17-32	.531	8-15	.533	6-11	.545	9-0.5	5-0	8	4	0	6	48-2.7
Hands	31-4	307-10	23-66	.348	1-10	.100	12-17	.706	30-1.0	22-0	20	32	0	13	59-1.9
Wells	13-0	57-4	7-15	.467	0-2	.000	2-4	.500	4-0.3	4-0	0	4	0	1	16-1.2
White	26-16	397-15	14-36	.389	0-3	.000	3-9	.333	66-2.5	48-0	41	30	8	12	31-1.2
Miles	4-0	7-2	1-2	.500	1-1	1.000	0-1	.000	4-1.0	1-0	0	1	0	0	3-0.8
Barnes	8-1	42-5	2-14	.143	1-7	.143	0-1	.000	1-0.1	2-0	4	3	0	2	5-0.6
FSU	31	6325	882-1886	.468	117-343	.341	495-700	.707	1123-36.2	559-14	389	513	96	256	2376-76.6
Opponents	31	6325	909-1903	.478	122-363	.336	401-570	.704	1048-33.8	620-25	486	481	100	206	2341-75.5

1990-91

Record: 21-11 Home: 12-2 Away: 4-8 Neutral: 5-1

Player	G-GS	Min.-Avg.	FGM-FGA	Pct.	3PM-3PA	Pct.	FTM-FTA	Pct.	Off.-Def.	Tot.-Avg.	PF-DQ	AT	TO	BL	ST	Pts.-Avg.
Edwards	32-32	1046-33	200-385	.519	12-36	.333	112-158	.709	94-133	227-7.1	97-0	61	83	36	32	524-16.4
Polite	32-31	930-29	144-305	.472	7-21	.333	124-190	.653	114-159	273-8.5	67-2	31	75	2	35	419-13.1
Boyd	32-31	855-28	129-330	.391	55-178	.309	66-93	.710	26-67	93-2.9	90-2	69	68	4	36	379-11.8
Graham	32-6	685-21	131-306	.428	36-104	.346	52-73	.712	41-45	86-2.7	73-1	30	43	7	25	350-10.9
Dobard	29-27	709-24	110-193	.570	0-0	.000	27-50	.540	64-86	150-5.2	80-5	26	49	47	24	247-8.5
Ward	30-21	715-24	81-178	.455	15-48	.313	62-87	.713	23-66	89-3.0	53-1	103	60	8	71	239-8.0
Hands	13-0	70-5	14-31	.452	2-6	.333	7-13	.538	7-6	13-1.0	4-0	6	9	1	3	37-2.8
Myers	32-8	462-14	23-51	.451	3-10	.300	36-44	.818	15-29	44-1.4	33-1	58	39	1	20	85-2.7
White	29-0	286-10	31-64	.484	8-19	.421	4-20	.200	18-35	53-1.8	27-0	28	25	7	9	74-2.6
Copeland	13-1	94-7	7-22	.318	3-12	.250	14-19	.737	1-6	7-0.5	13-0	9	12	0	7	31-2.4
Salters	25-0	159-6	23-49	.469	0-1	.000	11-19	.579	17-22	39-1.6	24-1	8	10	5	6	57-2.3
Reid	32-2	302-9	22-64	.344	0-1	.000	17-28	.607	26-62	88-2.8	56-0	5	16	34	5	61-1.9
Nichols	6-0	26-4	3-7	.429	1-2	.500	4-9	.444	1-6	7-1.2	2-0	1	0	0	0	11-1.8
Miller	14-1	56-4	6-16	.375	5-9	.556	6-6	1.000	6-3	9-0.6	3-0	5	3	0	2	23-1.6
FSU	32	6424	924-2001	.462	147-446	.330	542-809	.670	453-725	1261-39.4	622	440	492	152	275	2537-79.3
Opponents	32	6425	883-1995	.443	171-476	.359	492-703	.700	413-642	1161-36.3	652	441	503	93	231	2429-75.9

1991-92

Record: 22-10 Home: 10-3 Away: 7-3 Neutral: 5-4

Player	G-GS	Min.-Avg.	FGM-FGA	Pct.	3PM-3PA	Pct.	FTM-FTA	Pct.	Off.-Def.	Tot.-Avg.	PF-DQ	AT	TO	BL	ST	Pts.-Avg.
Cassell	31-31	1046-34	206-454	.454	58-164	.354	100-142	.704	40-101	141-4.5	108-5	119	92	8	56	570-18.4
Edwards	30-30	1076-36	197-385	.512	12-53	.226	106-142	.747	106-165	271-9.0	95-2	80	90	41	48	512-17.1
Graham	30-24	765-26	143-324	.441	36-108	.333	69-85	.812	42-63	105-3.5	75-1	19	46	1	28	391-13.0
Sura	31-12	872-28	124-269	.461	38-98	.388	94-150	.627	39-68	107-3.5	67-0	76	72	5	41	380-12.3
Dobard	29-26	841-29	138-221	.624	0-2	.000	43-72	.597	82-113	195-6.7	73-2	35	57	46	24	319-11.0
Ward	28-22	841-30	72-145	.497	22-48	.458	35-66	.530	19-71	90-3.2	67-2	122	74	6	75	201-7.2
Reid	30-9	494-16	38-85	.447	0-0	.000	20-46	.435	43-81	124-4.1	84-4	8	33	32	9	96-3.2
Wells	19-1	146-8	20-36	.556	2-8	.250	11-18	.611	11-23	34-1.8	6-0	2	7	6	3	53-2.8
Miller	11-0	48-4	6-17	.353	2-8	.250	3-5	.600	2-4	6-0.5	3-0	1	2	0	3	17-1.5
Donald	21-0	133-6	10-28	.357	0-2	.000	5-6	.833	9-9	18-0.9	17-0	7	8	0	3	25-1.2
Gruhl	6-0	10-2	0-5	.000	0-0	.000	1-2	.500	3-1	4-0.7	0-0	0	1	0	0	1-0.2
Porter	2-0	2-2	0-1	.000	0-0	.000	0-0	.000	0-0	0-0.0	0-0	0	0	0	0	0-0.0
Team										74-2.4	10					
FSU	32	6275	954-1970	.484	170-491	.346	487-734	.664	396-699	1194-38.5	595	469	482	145	290	2565-82.7
Opponents	32	6275	859-1927	.446	213-558	.382	469-677	.693	371-649	1145-36.9	590	447	518	99	223	2400-77.4

1992-93

Record: 25-10 Home: 13-2 Away: 7-4 Neutral: 5-4

Player	G-GS	Min.-Avg.	FGM-FGA	Pct.	3PM-3PA	Pct.	FTM-FTA	Pct.	Off.-Def.	Tot.-Avg.	PF-DQ	AT	TO	BL	ST	Pts.-Avg.
Sura	34-34	1213-35.7	241-533	.452	73-220	.332	120-188	.638	81-128	209-6.1	87-2	92	129	7	54	675-19.9
Edwards	31-31	1085-35.0	224-424	.528	6-25	.240	114-158	.722	130-160	290-9.4	102-5	91	84	44	43	568-18.3
Cassell	35-35	1298-37.1	234-466	.502	50-131	.382	123-162	.759	47-105	152-4.3	110-7	170	98	10	97	641-18.3
Dobard	35-35	1105-31.6	170-297	.572	0-1	.000	64-98	.653	76-138	214-6.1	101-3	47	72	111	37	404-11.5
Ward	17-14	557-32.8	49-106	.462	16-50	.320	18-27	.667	9-36	45-2.6	32-0	93	36	5	48	132-7.8
Carroll	30-4	459-15.3	57-143	.399	26-79	.329	23-33	.697	25-52	77-2.6	70-1	22	45	21	12	157-4.6
Wells	34-10	548-16.1	66-131	.504	7-28	.250	18-34	.529	42-81	123-3.6	38-0	4	18	3	1	114-3.5
Robinson	33-1	307-9.3	47-82	.573	0-0	.000	20-35	.571	27-38	65-2.0	18-1	2	4	2	2	17-3.4
Reid	5-5	101-20.2	7-14	.500	0-0	.000	3-6	.500	10-11	21-4.2	22-0	20	22	1	15	96-3.3
Hands	29-6	304-10.5	37-81	.457	8-23	.348	14-29	.483	7-19	26-0.9	2-0	0	1	0	0	9-1.8
FSU	35	7125	1145-2315	.495	187-564	.332	543-807	.673	460-784	1376-39.3	606	584	554	210	322	3020-86.3
Opponents	35	7125	1170-2392	.450	220-587	.375	414-631	.656	551-790	1341-38.3	669	563	581	102	257	2788-79.7

YEAR-BY-YEAR ALL-TIME INDIVIDUAL STATISTICS

1993-94

Record: 13-14 Home: 10-4 Away: 2-9 Neutral: 1-1

Player	G-GS	Min.-Avg.	FGM-FGA	Pct.	3PM-3PA	Pct.	FTM-FTA	Pct.	Off.-Def.	Tot.-Avg.	PF-DQ	AT	TO	BL	ST	Pts.-Avg.
Sura	27-26	932-34.5	202-431	.469	52-164	.317	117-179	.654	79-134	213-7.9	67-2	121	112	19	65	573-21.2
Graham	24-17	658-27.4	103-247	.417	32-89	.360	44-58	.759	34-50	84-3.5	54-2	28	45	1	20	282-11.8
Carroll	4-4	92-23.0	18-38	.474	9-22	.409	0-3	.000	1-11	12-3.0	3-0	4	5	1	7	45-11.3
Collins	27-16	729-27.0	110-270	.407	39-120	.325	39-57	.684	46-58	104-3.9	58-1	62	62	7	37	298-11.0
Ward	16-16	574-35.9	61-167	.365	21-83	.253	25-40	.625	23-39	62-3.9	36-2	78	42	2	44	168-10.5
Robinson	26-22	678-26.1	79-156	.506	0-0	.000	35-63	.556	49-106	155-6.0	57-2	11	46	5	9	193-7.4
Reid	27-19	643-23.8	73-156	.468	0-2	.000	41-73	.562	82-85	167-6.2	101-10	13	37	54	13	187-6.9
Luchman	27-8	495-18.3	59-114	.518	0-0	.000	38-53	.717	42-67	109-4.0	79-4	14	35	12	12	156-5.8
Cooper	7-1	90-12.9	12-30	.400	1-6	.167	4-9	.444	5-6	11-1.6	12-0	8	9	1	6	29-4.1
Shepherd	24-2	199-8.3	21-56	.375	11-29	.379	18-21	.857	6-19	25-1.0	17-0	19	17	1	10	71-3.0
Kerner	18-2	178-9.9	16-29	.552	0-0	.000	13-21	.619	6-24	30-1.7	19-0	6	9	5	2	45-2.5
Bryant	9-1	82-9.1	2-8	.250	1-3	.333	15-17	.882	1-2	3-0.3	7-0	7	8	0	5	20-2.2
Nasworthy	2-0	4-2.0	2-2	1.000	0-0	.000	0-0	.000	1-0	1-0.5	0-0	0	1	0	0	4-2.0
Grabuloff	8-0	42-5.3	2-8	.250	0-2	.000	3-4	.750	3-5	8-1.0	4-0	6	3	2	1	7-0.9
Azama	2-0	7-3.5	0-1	.000	0-0	.000	0-0	.000	0-0	0-0.0	0-0	0	0	0	0	0-0.0
FSU	27	5403	765-1713	.444	166-520	.319	392-598	.656	378-606	1076-39.9	514	377	431	110	231	2078-77.0
Opponents	27	5403	766-1643	.435	169-468	.361	423-637	.664	382-632	1014-37.6	501	433	442	111	203	2020-74.8

1994-95

Record: 12-15 Home: 10-5 Away: 2-8 Neutral: 0-2

Player	G-GS	Min.-Avg.	FGM-FGA	Pct.	3PM-3PA	Pct.	FTM-FTA	Pct.	Off.-Def.	Tot.-Avg.	PF-DQ	AT	TO	BL	ST	Pts.-Avg.
Sura	27-26	981-36.3	164-393	.417	51-158	.323	123-179	.687	55-130	185-6.9	76-3	146	92	5	49	502-18.6
Collins	27-27	902-33.4	181-354	.511	72-164	.439	53-76	.697	59-57	116-4.3	73-3	48	74	7	37	487-18.0
Louis	27-27	825-30.6	120-267	.449	1-4	.250	54-76	.711	100-110	210-7.8	79-4	18	60	74	14	295-10.9
Carroll	26-3	518-19.9	72-172	.419	42-112	.375	17-21	.810	18-52	70-2.7	38-0	20	43	1	5	203-7.8
Greer	26-24	676-26.0	55-136	.404	24-66	.364	12-16	.750	13-63	76-2.9	30-0	78	45	2	34	146-5.6
Reid	27-12	425-15.7	46-85	.541	0-0	.000	19-31	.613	44-63	107-4.0	75-5	6	45	39	6	111-4.1
Curry	24-0	362-15.1	28-90	.311	14-49	.286	16-29	.552	32-36	68-2.8	37-0	27	25	5	12	86-3.6
Luchman	25-8	362-14.5	35-81	.432	0-0	.000	18-36	.500	33-46	79-3.2	57-1	12	17	15	17	88-3.5
Sheperd	15-3	165-11.0	18-44	.409	7-24	.292	8-10	.800	8-13	21-1.4	18-0	20	14	0	5	51-3.4
Wooden	23-5	205-8.9	25-47	.532	0-4	.000	6-10	.600	15-27	42-1.8	31-0	10	17	19	6	56-2.4
Brower	2-0	27-13.5	1-6	.167	0-5	.000	0-0	.000	0-3	3-1.5	1-0	1	5	0	1	2-1.0
Mulligan	4-0	7-1.8	0-4	.000	0-2	.000	0-2	.000	0-0	0-0.0	0-0	0	1	0	0	0-0.0
FSU	27	5455	745-1679	.444	211-588	.359	326-486	.671	377-600	1036-38.4	515	386	440	167	186	2027-75.1
Opponents	27	5455	714-1630	.438	166-438	.379	419-588	.713	376-589	965-35.7	468	355	379	68	202	2013-74.6

1995-96

Record: 13-14 Home: 9-6 Away: 2-7 Neutral: 2-1

Player	G-GS	Min.-Avg.	FGM-FGA	Pct.	3PM-3PA	Pct.	FTM-FTA	Pct.	Off.-Def.	Tot.-Avg.	PF-DQ	AT	TO	BL	ST	Pts.-Avg.
Collins	27-27	966-35.8	172-412	.417	69-199	.347	81-120	.675	47-74	121-4.5	75-1	86	68	9	62	494-18.3
Jackson	24-15	630-26.3	90-180	.500	4-14	.286	43-68	.632	53-73	126-5.3	50-0	13	35	30	14	227-9.5
Greer	27-25	815-30.2	91-203	.448	18-62	.290	53-83	.639	18-75	93-3.4	30-0	131	65	3	31	253-9.4
Louis	23-17	637-27.7	84-198	.424	0-0	.000	47-75	.627	64-86	150-6.5	57-4	12	38	43	16	215-9.3
Luchman	27-21	638-23.6	97-155	.626	0-0	.000	55-80	.688	75-97	172-6.4	102-10	21	42	26	35	249-9.2
Brower	26-9	394-15.2	61-140	.436	27-71	.380	24-34	.706	15-29	44-1.7	33-1	31	28	0	15	173-6.7
Curry	27-18	595-22.0	56-162	.346	24-71	.338	38-58	.655	40-50	90-3.3	59-4	35	27	4	32	174-6.4
Shepherd	26-1	370-14.2	41-117	.350	27-75	.360	41-58	.707	20-24	44-1.7	29-0	49	28	0	19	150-5.8
McClendon	9-0	112-12.4	9-28	.321	2-6	.333	7-15	.467	6-13	19-2.1	6-0	3	5	0	5	27-3.0
Sparks	20-1	163-8.2	19-40	.475	3-7	.429	11-19	.579	11-26	37-1.9	37-1	7	18	3	3	52-2.6
Wooden	13-1	86-6.6	7-11	.636	1-1	1.000	3-8	.375	9-13	22-1.7	22-1	7	7	4	4	18-1.4
Mulligan	3-0	5-1.7	0-4	.000	0-0	.000	1-2	.500	1-0	1-0.3	0-0	1	0	0	0	1-0.3
Nasworthy	1-0	0-0.0	0-0	.000	0-0	.000	0-0	.000	0-0	0-0.0	0-0	0	0	0	0	0-0.0
FSU	27	5411	727-1650	.441	175-506	.346	404-620	.652	359-560	1002-32.2	508	396	361	122	236	2033-75.3
Opponents	27	5411	687-1554	.442	190-529	.359	409-604	.677	365-631	996-35.7	549	361	426	82	195	1973-73.1

1996-97

Record: 20-12 Home: 13-3 Away: 5-7 Neutral: 2-2

Player	G-GS	Min.-Avg.	FGM-FGA	Pct.	3PM-3PA	Pct.	FTM-FTA	Pct.	Off.-Def.	Tot.-Avg.	PF-DQ	AT	TO	BL	ST	Pts.-Avg.
Collins	31-31	1081-34.9	182-397	.458	75-203	.369	75-112	.670	51-107	158-5.1	85-0	87	65	14	55	514-16.6
Jackson	31-26	879-28.4	135-303	.446	7-18	.389	65-109	.596	80-114	194-6.3	79-1	18	52	46	23	342-11.0
Louis	25-14	677-27.1	109-219	.498	0-0	.000	57-88	.648	66-104	170-6.8	71-2	9	42	30	18	275-11.0
Thompson	32-29	960-30.0	103-257	.401	31-88	.352	43-67	.642	27-81	108-3.4	86-4	184	98	10	71	280-8.8
Greer	32-20	870-27.2	91-213	.427	38-105	.362	49-80	.613	41-83	124-3.9	52-2	71	42	9	39	269-8.4
Luchman	32-25	729-22.8	97-188	.516	0-0	.000	65-89	.730	77-115	192-6.0	99-5	15	24	19	27	259-8.1
Brower	29-3	445-15.3	65-144	.451	28-84	.333	24-36	.667	10-26	36-1.2	42-0	27	35	1	13	182-6.3
Hale	32-10	417-13.9	47-110	.427	9-38	.237	27-40	.675	26-43	69-2.3	35-0	14	25	10	9	130-4.3
Deas	31-3	329-10.6	28-76	.368	6-20	.300	15-27	.556	7-36	43-1.4	38-1	66	48	1	24	77-2.5
Sparks	5-0	33-6.60	6-11	.545	0-1	.000	0-2	.000	1-4	5-1.0	7-0	1	4	0	1	12-2.4
Mulligan	9-0	27-3.0	3-9	.333	1-1	1.000	1-6	.167	0-3	3-0.3	7-0	0	4	2	0	8-0.9
Polley	1-0	3-3.0	0-1	.000	0-0	.000	0-0	.000	0-0	0-0.0	0-0	0	0	0	0	0-0.0
FSU	32	6450	866-1928	.449	195-558	.349	421-656	.642	386-716	1206-37.7	601	492	439	142	280	2348-73.4
Opponents	32	6450	758-1896	.400	172-538	.320	448-687	.652	475-715	1190-37.2	567	360	485	118	200	2136-66.8

YEAR-BY-YEAR ALL-TIME INDIVIDUAL STATISTICS

1997-98

Record: 18-14 Home: 9-5 Away: 6-6 Neutral: 3-3

Player	G-GS	Min.-Avg.	FGM-FGA	Pct.	3PM-3PA	Pct.	FTM-FTA	Pct.	Off.-Def.	Tot.-Avg.	PF-DQ	AT	TO	BL	ST	Pts.-Avg.
Jackson	31-28	867-28.0	153-314	.487	3-19	.158	85-118	.720	61-111	172-5.5	79-5	34	80	37	26	394-12.7
Baker	31-28	873-28.2	120-240	.500	33-98	.337	99-124	.798	45-88	133-4.3	108-3	64	78	7	59	372-12.0
Greer	32-32	988-30.9	127-321	.396	43-147	.293	57-76	.750	52-93	145-4.5	61-1	81	64	6	32	354-11.1
Louis	32-31	882-27.6	134-241	.556	0-0	.000	74-132	.561	70-155	225-7.0	80-3	28	40	50	18	342-10.7
Thompson	32-32	1072-33.5	104-283	.367	19-80	.238	55-76	.724	15-110	125-3.9	91-2	172	124	9	60	282-8.8
Hale	32-4	569-17.8	70-147	.476	20-61	.328	27-44	.614	46-81	127-4.0	75-1	35	40	16	15	187-5.8
Shabazz	32-4	517-16.2	61-110	.555	0-0	.000	42-90	.467	57-63	120-3.8	55-0	9	43	37	13	164-5.1
Brower	6-0	50-8.3	7-15	.467	3-8	.375	3-4	.750	0-6	6-1.0	2-0	2	3	0	0	20-3.3
Mulligan	16-1	107-6.7	13-25	.520	0-0	.000	11-17	.647	11-4	15-0.9	10-0	4	11	0	0	37-2.3
Deas	21-0	158-7.5	15-40	.375	4-13	.308	9-12	.750	1-17	18-0.9	21-0	22	31	1	12	43-2.0
Simmons	24-0	177-7.4	17-47	.362	0-3	.000	11-19	.579	17-14	31-1.3	31-0	2	10	2	1	45-1.9
Thompson	17-0	82-4.8	8-27	.296	1-1	1.000	7-12	.583	5-10	15-0.9	12-0	1	5	0	1	24-1.1
Chlebek	17-0	66-3.9	5-15	.333	3-8	.375	6-7	.857	1-6	7-0.4	4-0	6	9	0	0	19-0.5
Sheffield	3-0	5-1.7	1-2	.500	0-0	.000	0-0	.000	0-0	0-0.0	0-0	0	0	0	0	2-0.7
Pierre	5-0	6-1.2	1-1	1.000	0-0	.000	0-0	.000	0-3	3-0.6	2-0	1	1	0	0	2-0.4
Thomas	2-0	6-3.0	0-2	.000	0-0	.000	0-0	.000	0-1	1-0.5	0-0	0	0	0	0	0-0.0
FSU	32	6425	836-1830	.457	129-438	.295	486-731	.665	381-762	1240-38.8	631	461	543	165	237	2287-71.5
Opponents	32	6425	766-1881	.401	179-569	.315	507-731	.694	406-674	1080-33.8	632	373	464	115	296	2218-69.3

1998-99

Record: 13-17 Home: 7-7 Away: 3-8 Neutral: 3-2

Player	G-GS	Min.-Avg.	FGM-FGA	Pct.	3PM-3PA	Pct.	FTM-FTA	Pct.	Off.-Def.	Tot.-Avg.	PF-DQ	AT	TO	BL	ST	Pts.-Avg.
Hale	30-30	914-30.5	167-351	.476	39-119	.328	108-135	.800	59-109	168-5.6	92-6	41	57	27	34	481-16.0
Baker	30-27	953-31.8	151-345	.438	43-139	.309	90-122	.738	44-88	132-4.4	95-9	84	82	6	80	435-14.5
Anderson	23-10	678-29.5	115-190	.605	2-10	.200	41-61	.672	47-70	117-5.1	63-3	22	29	8	32	273-11.9
Crawford	30-4	854-28.5	108-288	.375	64-161	.398	38-66	.576	18-65	83-2.8	58-1	85	66	3	16	318-10.6
Shabazz	5-5	155-31.0	14-36	.389	0-0	.000	18-36	.474	16-24	40-8.0	15-0	1	14	15	2	46-9.2
Arrington	30-29	920-30.7	87-206	.422	16-61	.262	52-74	.703	10-75	85-2.8	67-2	181	129	2	64	242-8.1
Simmons	30-20	739-24.6	71-150	.473	1-1	1.000	33-69	.478	56-63	119-4.0	82-5	13	29	10	15	176-5.9
Thompson	25-0	147-5.9	16-40	.400	0-3	.000	9-16	.563	13-16	29-1.2	21-0	1	6	1	5	41-1.6
Mathis	20-0	69-3.5	9-30	.300	8-18	.444	5-9	.556	3-7	10-0.5	16-0	4	4	0	0	31-1.6
Mott	30-23	499-16.6	15-45	.333	0-0	.000	11-21	.524	39-43	82-2.7	76-3	6	27	11	14	41-1.4
Dixon	21-0	95-4.5	9-21	.429	2-6	.333	1-3	.333	11-12	23-1.1	5-0	1	10	3	1	21-1.0
Daniels	3-0	7-2.3	0-3	.000	0-0	.000	2-2	1.000	1-1	2-0.7	1-0	0	0	0	0	2-0.7
Chlebek	17-0	45-2.6	3-10	.300	3-5	.600	0-3	.000	1-1	2-0.1	5-0	8	6	0	1	9-0.5
Morris	4-0	8-2.0	0-4	.000	0-1	.000	2-2	1.000	0-0	0-0.0	0-0	0	0	0	0	2-0.5
Hull	3-0	3-1.0	0-2	.000	0-1	.000	0-0	.000	0-0	0-0.0	0-0	0	0	0	0	0-0.0
Pierre	6-1	12-2.0	0-0	.000	0-0	.000	0-0	.000	0-1	1-0.2	2-0	0	3	0	0	0-0.0
Skwara	2-0	2-1.0	0-0	.000	0-0	.000	0-0	.000	0-0	0-0.0	1-0	0	0	0	0	0-0.0
Team										74-2.5	10					
FSU	30	6100	765-1721	.445	178-525	.339	410-621	.660	318-575	967-32.2	599-29	447	472	86	264	2118-70.6
Opponents	30	6100	766-1663	.461	199-554	.359	469-705	.665	393-678	1071-35.7	566-31	429	523	121	241	2200-73.3

1999-00

Record: 12-17 Home: 8-6 Away: 3-9 Neutral: 1-2

Player	G-GS	Min.-Avg.	FGM-FGA	Pct.	3PM-3PA	Pct.	FTM-FTA	Pct.	Off.-Def.	Tot.-Avg.	PF-DQ	AT	TO	BL	ST	Pts.-Avg.
Hale	28-25	864-30.9	139-348	.399	43-121	.355	117-155	.755	38-96	134-4.8	58-1	33	68	24	22	438-15.6
Anderson	27-21	821-30.4	152-299	.508	52-121	.430	54-81	.667	57-62	119-4.4	47-0	35	43	15	31	410-15.2
Arrington	29-29	938-32.3	95-258	.368	29-76	.382	39-55	.709	11-112	123-4.2	47-1	182	123	3	44	258-8.9
Simmons	28-27	685-24.5	83-176	.472	8-22	.364	36-49	.735	53-84	137-4.9	60-0	16	33	16	20	210-7.5
Crawford	15-5	284-18.9	29-91	.319	13-48	.271	8-13	.615	3-18	21-1.4	17-0	13	25	1	3	79-5.3
Dixon	29-9	534-18.4	40-99	.404	12-34	.353	45-59	.763	41-55	96-3.3	51-1	27	30	2	12	137-4.7
Mathis	22-0	131-6.0	21-59	.356	9-36	.250	16-20	.800	8-13	21-0	17-0	7	15	1	3	67-3.0
Tucker	29-0	310-10.7	23-62	.371	0-0	.000	16-37	.432	18-37	55-1.9	41-0	2	24	5	7	62-2.1
Anderson	29-17	504-17.4	22-58	.379	0-0	.000	18-27	.667	31-68	99-3.4	29-1	7	11	43	2	62-2.1
Mott	29-12	383-13.2	17-44	.386	0-0	.000	22-38	.579	37-51	88-3.0	62-1	8	21	7	6	56-1.9
Dixon	28-0	178-6.4	20-47	.426	0-0	.000	10-24	.417	19-41	60-2.1	39-0	0	21	3	1	50-1.8
Chlebek	26-0	163-6.3	14-48	.292	9-32	.281	5-6	.833	3-17	20-0.8	15-0	21	28	0	2	42-1.6
Hull	2-0	3-1.5	1-2	.500	0-0	.000	0-0	.000	0-0	0-0.0	0-0	0	0	0	0	2-1.0
Osborne	3-0	2-0.7	0-0	.000	0-0	.000	1-2	.500	0-1	1-3	0-0	1	0	0	0	1-3
Team										101-3.5	18					
FSU	29	5800	656-1591	.412	175-490	.357	387-566	.684	319-655	1075-37.1	483	352	499	120	153	1874-64.6
Opponents	29	5800	750-1758	.427	194-535	.363	342-536	.638	395-648	1043-36.0	509	404	341	128	238	2036-70.2

2000-01

Record: 9-21 Home: 5-11 Away: 3-7 Neutral: 1-3

Player	G-GS	Min.-Avg.	FGM-FGA	Pct.	3PM-3PA	Pct.	FTM-FTA	Pct.	Off.-Def.	Tot.-Avg.	PF-DQ	AT	TO	BL	ST	Pts.-Avg.
Arrington	30-30	981-32.7	117-270	.433	33-102	.324	77-106	.726	18-105	123-4.1	51-1	143	115	0	56	344-11.5
Cummings	29-1	672-23.2	101-223	.453	3-14	.214	106-144	.736	36-61	97-3.3	55-1	51	49	5	22	311-10.7
Crawford	30-29	781-26.0	107-279	.384	58-166	.349	39-56	.696	20-51	71-2.4	58-1	44	49	1	17	311-10.4
Joiner	30-30	900-30.0	109-254	.429	14-48	.292	47-63	.746	63-116	179-6.0	75-2	43	44	26	32	279-9.3
Dixon	30-30	852-28.4	91-198	.460	28-78	.359	50-75	.667	61-112	173-5.8	92-3	43	51	11	22	260-8.7
Mathews	28-9	600-21.4	81-174	.466	0-0	.000	42-67	.627	29-58	87-3.1	95-7	4	21	44	12	204-7.3
Dixon	29-21	426-14.7	76-157	.484	0-0	.000	43-94	.457	67-77	144-5.0	83-2	2	50	0	7	195-6.7
Wilson	30-0	390-13.0	39-116	.336	10-46	.217	42-52	.808	22-30	52-1.7	33-0	15	25	1	9	130-4.3
Anderson	30-0	266-8.9	14-37	.378	0-0	.000	4-11	.364	16-21	37-1.2	34-1	2	11	12	2	32-1.1
Haywood	9-0	43-4.8	2-5	.400	0-0	.000	1-2	.500	0-5	5-0.6	4-0	5	4	2	2	5-0.6
Lowery	2-0	208-7.7	5-23	.217	2-9	.222	2-3	.667	6-15	21-0.8	18-0	37	22	0	4	14-0.5
Murray	5-0	5-1.0	0-1	.000	0-0	.000	0-2	.000	1-1	2-0.4	1-0	0	1	1	0	0-0.0
Moran	2-0	1-0.5	0-2	.000	0-1	.000	0-0	.000	0-0	0-0.0	0-0	0	0	0	1	0-0.0
Team										57-49	106-3.5	1				
FSU	30	6125	742-1739	.427	148-464	.319	453-675	.671	396-701	1097-36.6	600-18	389	448	103	186	2085-69.5
Opponents	30	6125	795-1756	.453	219-555	.395	479-688	.696	364-697	1061-35.4	580	428	389	131	226	2288-76.3

YEAR-BY-YEAR ALL-TIME INDIVIDUAL STATISTICS

2001-02

Record: 12-17 Home: 10-6 Away: 1-10 Neutral: 1-1

Player	G-GS	Min.-Avg.	FGM-FGA	Pct.	3PM-3PA	Pct.	FTM-FTA	Pct.	Off.-Def.	Tot.-Avg.	PF-DQ	AT	TO	BL	ST	Pts.-Avg.
Cummings	28-28	832-29.7	159-301	.528	13-36	.361	103-135	.763	46-60	106-3.8	63-0	48	51	6	27	434-15.5
Arrington	29-29	973-33.6	114-280	.407	42-114	.368	59-80	.738	24-88	112-3.9	52-3	182	110	1	61	329-11.3
Dixon	29-29	767-26.4	95-215	.442	41-125	.328	29-42	.690	46-77	123-3.2	69-1	24	38	3	26	260-9.0
Dixon	28-22	492-17.6	89-180	.494	0-0	.000	50-101	.495	94-86	180-6.4	73-2	5	65	4	8	228-8.1
Joiner	28-23	728-12.6	81-203	.399	31-77	.403	24-35	.686	57-74	131-4.7	58-1	39	56	5	25	217-7.8
Richardson	28-0	494-11.5	70-211	.332	24-81	.296	38-59	.644	30-71	101-3.6	33-0	27	34	15	21	202-7.2
Harvey	28-3	352-12.5	46-84	.548	0-0	.000	26-49	.531	37-49	86-3.1	47-0	4	19	26	11	118-4.2
Bracy	22-1	254-11.3	32-95	.337	14-51	.275	11-16	.688	8-14	22-1.0	24-0	16	25	0	5	89-4.0
Mathews	29-5	362-1.7	41-84	.488	0-0	.000	24-45	.533	19-48	67-2.3	66-1	4	23	34	6	106-3.7
Waleskowski	29-3	327-10.6	29-94	.309	2-11	.182	25-31	.806	31-39	70-2.4	35-0	10	25	7	17	85-2.9
McPherson	3-0	5-1.7	1-2	.500	1-1	1.000	2-2	1.000	0-0	0-0.0	1-0	0	0	0	1	5-1.7
Lowery	5-0	53-10.6	1-6	.167	1-5	.200	0-0	.000	0-4	4-0.8	4-0	8	6	0	3	3-0.6
Anderson	11-1	21-1.9	1-3	.333	0-0	.000	1-2	.500	2-5	7-0.6	0-0	0	1	0	0	3-0.3
Haywood	25-0	136-5.4	0-3	.000	0-0	.000	3-5	.600	0-10	10-0.4	19-0	13	15	0	10	3-0.1
Krieg	8-1	15-1.9	0-1	.000	0-0	.000	0-0	.000	1-4	5-0.6	1-0	1	3	1	0	0-0.0
Wilson	1-0	7-7.0	0-2	.000	0-1	.000	0-0	.000	0-1	1-1.0	0-0	1	1	0	0	0-0.0
Moran	4-0	7-1.8	0-1	.000	0-1	.000	0-0	.000	0-0	0-0.0	0-0	0	0	0	1	0-0.0
Team									55-46	101-3.5	1-0			4		
FSU	29	5,825	759-1,765	.430	169-503	.336	395-602	.656	450-676	1,126-38.8	537-8	382	476	102	222	2,082-71.8
Opponents	29	5,825	753-1,709	.441	223-612	.364	417-589	.708	361-655	1,016-35.0	573	429	426	122	247	2,146-74.0

2002-03

Record: 14-15 Home: 11-5 Away: 1-8 Neutral: 2-2

Player	G-GS	Min.-Avg.	FGM-FGA	Pct.	3PM-3PA	Pct.	FTM-FTA	Pct.	Off.-Def.	Tot.-Avg.	PF-DQ	AT	TO	BL	ST	Pts.-Avg.
Pickett	29-29	959-33.1	167-437	.382	84-259	.324	77-89	.865	31-134	165-5.7	86-4	61	62	10	82	495-17.1
Richardson	29-24	841-29.0	134-285	.470	11-37	.297	82-104	.788	59-94	153-5.3	67-1	44	58	33	34	361-12.4
Joiner	29-22	773-26.7	99-204	.485	25-65	.385	23-50	.460	35-84	119-4.1	75-3	54	64	11	40	256-8.5
Harvey	29-26	533-18.4	95-161	.590	0-0	.000	53-92	.576	59-88	147-5.1	69-0	13	35	34	33	243-8.4
Wilson	5-5	136-27.2	13-44	.295	4-24	.167	9-12	.750	6-12	18-3.6	5-0	6	7	2	3	39-7.8
Galloway	29-1	690-23.8	67-158	.424	23-58	.397	43-67	.642	7-54	61-2.1	71-3	97	70	2	26	200-6.9
Johnson	29-29	894-30.8	42-132	.318	30-84	.357	24-35	.686	10-71	81-2.8	45-0	84	48	0	26	138-4.8
Waleskowski	29-9	495-17.1	53-128	.414	4-14	.286	10-13	.769	37-50	87-3.0	56-1	28	41	12	12	120-4.1
Mathews	29-0	279-9.6	30-60	.500	0-0	.000	19-30	.633	11-23	34-1.2	47-0	6	24	22	4	79-2.7
Callier	19-0	111-5.8	11-35	.314	5-12	.417	6-12	.600	8-18	26-1.4	15-0	3	13	2	5	33-1.7
Haywood	14-0	39-2.8	6-7	.857	0-0	.000	3-3	.231	2-2	4-0.3	5-0	4	3	0	2	15-1.1
Moran	9-0	23-2.6	0-6	.000	0-4	.000	3-4	.750	1-1	2-0.2	5-0	3	1	2	3	3-0.3
Wightman	8-0	11-1.4	1-4	.250	0-2	.000	0-0	.000	1-1	2-0.3	2-0	1	2	0	2	2-0.3
Gordon	1-0	1-1.0	0-0	.000	0-0	.000	0-0	.000	0-0	0-0.0	0-0	0	0	0	0	0-0.0
Fells	8-0	15-1.9	0-1	.000	0-0	.000	0-5	.000	2-1	2-0.4	1-0	0	1	0	1	0-0.0
Team									39-63	102-3.5	1-0			3		
FSU	29	5,800	718-1,662	.432	186-559	.333	352-524	.672	308-696	1,004-34.6	550-12	404	432	130	273	1,974-68.1
Opponents	29	5,800	650-1,662	.391	209-618	.338	421-571	.737	364-705	1,069-36.9	531	388	473	93	200	1,930-66.6

2003-04

Record: 19-14 Home: 15-3 Away: 3-10 Neutral: 1-1

Player	G-GS	Min.-Avg.	FGM-FGA	Pct.	3PM-3PA	Pct.	FTM-FTA	Pct.	Off.-Def.	Tot.-Avg.	PF-DQ	AT	TO	BL	ST	Pts.-Avg.
Pickett	33-33	980-29.7	185-427	.433	110-270	.407	63-83	.759	33-116	149-4.5	83-2	69	79	11	82	543-16.5
Johnson	33-16	687-20.8	103-187	.551	0-1	.000	106-157	.675	40-98	138-4.2	91-4	27	87	20	27	312-9.5
Wafer	43-0	560-17.5	90-244	.369	43-132	.326	30-50	.600	17-43	60-1.9	50-1	36	36	5	24	253-7.9
Richardson	33-16	590-17.9	81-187	.433	14-46	.304	66-81	.815	41-78	119-3.6	36-0	32	36	20	26	242-7.3
Waleskowski	33-3	712-21.6	83-177	.469	21-52	.404	37-52	.712	71-107	178-5.4	76-0	38	70	22	30	224-6.8
Joiner	33-30	738-22.4	79-164	.482	22-65	.338	23-34	.676	54-67	121-3.7	67-2	49	47	15	26	203-6.2
Johnson	33-33	898-27.2	61-139	.439	42-100	.420	11-20	.550	10-66	76-2.3	40-0	125	39	3	34	175-5.3
Wilson	43-17	478-14.9	41-105	.390	28-71	.394	20-28	.714	26-38	64-2.0	53-1	27	24	2	6	130-4.1
Galloway	33-0	483-14.6	31-90	.344	10-39	.256	35-51	.686	8-39	47-1.4	51-0	74	43	1	20	107-3.2
Thornton	30-0	238-7.9	30-58	.517	3-7	.429	21-42	.500	17-37	54-1.8	41-0	6	15	7	7	84-2.9
Mathews	29-17	258-8.9	23-62	.371	0-0	.000	13-21	.619	17-36	53-1.8	27-0	7	32	18	5	59-2.0
Callier	11-0	53-4.8	5-13	.385	1-1	1.000	4-6	.667	2-10	12-1.1	10-0	1	5	0	3	15-1.4
Gordon	8-0	15-1.9	3-5	.600	2-3	.667	0-0	.000	1-1	2-0.3	2-0	1	2	0	0	8-1.0
Penny	6-0	10-1.7	0-2	.000	0-1	.000	4-6	.667	0-2	2-0.3	0-0	1	1	0	1	4-0.7
Team									50-67	117-3.7	0-0			3		
FSU	33	6,700	815-1,860	.438	296-788	.376	433-631	.686	387-805	1,192-36.1	627-10	493	519	124	291	2,359-71.5
Opponents	33	6,700	739-1,844	.401	245-762	.322	425-645	.659	401-752	1,152-34.9	611-00	408	538	95	231	2,148-65.1

YEAR-BY-YEAR ALL-TIME INDIVIDUAL STATISTICS

2005-06

Record: 20-10 Home: 14-3 Away: 4-6 Neutral: 2-1

Player	G-GS	Min.-Avg.	FGM-FGA	Pct.	3PM-3PA	Pct.	FTM-FTA	Pct.	Off.-Def.	Tot.-Avg.	PF-DQ	AT	TO	BL	ST	Pts.-Avg.
Thornton, A.	30-30	871-29.0	171-330	.518	20-42	.476	122-164	.744	87-121	208-6.9	75-2	37	73	9	29	484-16.1
Johnson, A.	29-28	723-24.9	127-235	.540	9-29	.310	120-170	.706	74-142	216-7.4	93-5	21	82	30	31	383-13.2
Rich, J.	30-29	808-26.9	125-267	.468	8-45	.178	42-57	.737	26-67	93-3.1	70-1	49	50	10	36	300-10.0
Swann, I.	30-29	673-22.4	92-208	.442	33-100	.330	34-52	.654	13-49	62-2.1	63-1	87	62	4	47	251-8.4
Galloway, T.	30-30	844-28.1	73-167	.437	30-78	.385	49-80	.613	10-55	65-2.2	61-1	93	66	1	48	225-7.5
Wilson, A.	30-2	589-19.6	61-118	.517	41-82	.500	26-34	.765	19-35	54-1.8	32-1	23	25	1	10	189-6.3
Romero, D.	30-2	475-15.8	39-64	.609	8-16	.500	31-45	.689	18-61	79-2.6	51-1	15	24	7	10	117-3.9
Mims, R.	30-0	373-12.4	27-80	.338	7-23	.304	52-66	.788	17-29	46-1.5	25-0	52	37	2	16	113-3.8
Allen, J.	30-0	358-11.9	38-96	.396	17-43	.395	5-10	.500	12-30	42-1.4	34-0	18	21	0	10	98-3.3
Breedon, C.	22-0	150-6.8	22-47	.468	7-20	.350	11-17	.647	9-17	26-1.2	24-0	9	15	5	10	62-2.8
Echefu, U.	29-0	214-7.4	26-58	.448	4-11	.364	12-22	.545	14-27	41-1.4	34-1	5	24	3	14	68-2.3
Hoff, B.	4-0	12-3.0	2-5	.400	0-0	.000	2-2	1.000	1-1	2-0.5	2-0	0	0	0	1	6-1.5
Zitani, M.	4-0	10-2.5	3-6	.500	0-1	.000	0-0	.000	1-0	1-0.3	0-0	0	1	0	0	6-1.5
Team									34-51	85-2.7	1			4		
FSU	30	6,100	806-1,681	.479	184-490	.376	506-719	.704	338-681	1,019-34.0	564-13	409	782	72	262	2,302-76.7
Opponents	30	6,102	718-1,666	.431	225-633	.355	416-576	.722	335-631	966-32.2	625-	384	545	83	204	2,077-69.2

2006-07

Record: 22-13 Home: 16-3 Away: 4-9 Neutral: 2-1

Player	G-GS	Min.-Avg.	FGM-FGA	Pct.	3PM-3PA	Pct.	FTM-FTA	Pct.	Off.-Def.	Tot.-Avg.	PF-DQ	AT	TO	BL	ST	Pts.-Avg.
Thornton, A.	35-35	1,092-31.2	244-460	.530	36-81	.444	166-210	.790	106-145	251-7.2	95-4	24	87	40	53	690-19.7
Douglas, T.	30-28	865-28.8	143-301	.475	31-78	.397	63-80	.788	23-59	82-2.7	53-0	87	73	8	35	380-12.7
Rich, J.	35-34	1,047-29.9	138-263	.525	14-36	.389	70-87	.805	40-81	121-3.5	82-3	60	70	7	36	360-10.3
Swann, I.	35-34	978-27.9	126-273	.462	68-166	.410	39-49	.796	24-81	105-3.0	88-3	110	72	6	43	359-10.3
Echefu, U.	35-35	734-21.0	80-183	.437	25-76	.329	58-75	.773	41-110	151-4.3	96-1	20	50	20	29	243-6.9
Allen, J.	35-2	670-19.1	63-154	.409	28-82	.341	18-26	.692	20-49	69-2.0	50-0	38	35	8	25	172-4.9
Mims, R.	35-7	680-19.4	52-125	.416	25-66	.379	42-56	.750	19-55	74-2.1	36-0	74	59	7	35	171-4.9
Breedon, C.	34-0	295-8.7	35-76	.461	9-29	.310	20-26	.769	12-22	34-1.0	51-2	8	21	4	9	99-2.9
Reid, R.	35-0	563-16.1	41-73	.562	0-0	.000	19-41	.463	46-67	113-3.2	62-0	8	38	16	9	101-2.9
Hoff, B.	11-0	23-2.1	6-14	.429	1-5	.200	0-0	.000	1-3	4-0.4	2-0	1	1	0	0	13-1.2
Zitani, M.	12-0	24-2.0	4-14	.286	0-1	.000	2-3	.667	4-2	6-0.5	6-0	0	2	0	0	10-0.8
Soto, J.	13-0	54-4.2	4-11	.364	0-4	.000	1-4	.250	2-8	10-0.8	4-0	3	2	0	2	9-0.7
Team									37-47	84-2.4	2			3		
FSU	35	7025	936-1,947	.481	237-624	.380	498-657	.758	375-729	1,104-31.5	627-13	433	513	116	276	2,607-74.5
Opponents	35	7025	873-1,934	.451	216-647	.334	452-643	.703	412-696	1,108-31.7	659-16	450	564	115	222	2,414-69.0

2007-08

Record: 19-15 Home: 13-5 Away: 4-6 Neutral: 2-4

Player	G-GS	Min.-Avg.	FGM-FGA	Pct.	3P-A	Pct.	FTM-FTA	Pct.	Off.-Def.	Tot.-Avg.	PF-DQ	AT	TO	BL	ST	Pts.-Avg.
Douglas, T.	34-32	1,205-35.4	178-414	.430	62-174	.356	106-131	.809	25-38	108-3.2	90-2	98	95	11	90	524-15.4
Rich, J.	34-32	1,155-34.0	183-410	.466	31-89	.348	95-123	.772	39-109	148-4.4	97-3	69	96	9	39	492-14.5
Swann, I.	24-21	745-31.0	93-215	.433	54-139	.388	42-50	.840	12-63	75-3.1	56-1	69	55	5	25	282-11.8
Mims, R.	34-18	1046-30.8	119-293	.406	52-145	.359	103-128	.805	29-118	147-4.3	49-0	59	60	12	57	393-11.6
Echefu, U.	34-33	991-29.1	110-239	.460	15-60	.250	105-129	.814	73-175	248-7.3	106-4	18	73	33	26	340-10.0
Reid, R.	25-21	603-24.1	51-96	.531	1-1	1.000	38-56	.679	57-67	124-5.0	65-2	16	45	16	18	141-5.6
Breedon, C.	10-0	145-14.5	19-48	.396	2-9	.222	7-8	.875	6-18	24-2.4	17-0	7	12	5	6	47-4.7
Alabi, S.	9-1	93-10.3	15-31	.484	0-0	.000	5-9	.556	8-12	20-2.2	18-0	0	11	11	1	35-3.9
Vaughn, J.	31-7	412-13.3	35-68	.515	0-2	.000	22-32	.688	36-36	72-2.3	67-1	11	32	21	5	92-3.0
DeMercy, J.	31-0	299-9.6	19-38	.500	3-10	.300	2-10	.200	17-28	45-1.5	32-0	16	24	5	15	43-1.4
Zitani, M.	26-5	193-7.4	14-30	.467	7-18	.389	1-2	.500	13-16	29-1.1	35-0	7	7	2	5	36-1.4
Hoff, B.	17-0	50-2.9	6-15	.400	5-12	.417	3-6	.500	8-2	10-0.6	4-0	2	2	0	2	20-1.2
Bolton, J.	4-0	5-1.3	1-4	.250	1-3	.333	0-0	.000	1-2	3-0.8	0-0	0	1	0	0	3-0.8
O'Donnell, B.	8-0	8-1.0	1-4	.250	1-3	.333	0-0	.000	0-0	0-0.0	5-0	3	3	0	1	3-0.4
Team									49-49	98-2.9	0			3		
FSU	34	6950	844-1905	.443	234-665	.352	529-684	.773	373-778	1151-33.9	641-13	375	519	130	290	2451 72.1
Opponents	34	6950	829-1913	.433	230-664	.346	458-661	.693	397-740	1137-33.4	657--	435	536	111	205	2346 69.0

2008-09

Record: 25-10 Home: 13-3 Away: 7-5 Neutral: 5-3

Player	G-GS	Min.-Avg.	FGM-FGA	Pct.	3P-A	Pct.	FTM-FTA	Pct.	Off.-Def.	Tot.-Avg.	PF-DQ	AT	TO	BL	ST	Pts.-Avg.
Douglas, T.	35-35	1,279-36.5	239-536	.446	85-221	.385	188-232	.810	28-109	137-3.9	76-2	102	87	15	63	751-21.5
Alabi, S.	35-35	779-22.3	122-226	.540	0-1	.000	51-75	.680	75-122	197-5.6	65-1	12	56	73	18	295-8.4
Echefu, U.	33-19	738-22.4	78-192	.406	22-66	.333	89-105	.848	52-121	173-5.2	76-1	18	54	12	15	267-8.1
Singleton, C.	35-34	942-26.9	95-232	.409	34-102	.333	58-95	.611	65-107	172-4.9	105-7	37	70	47	54	282-8.1
Kitchen, D.	26-17	668-25.7	76-166	.458	15-41	.366	38-55	.691	23-96	119-4.6	35-0	65	55	0	30	205-7.9
Reid, R.	35-16	669-19.1	62-141	.440	0-0	.000	48-76	.632	52-78	130-3.7	71-2	26	72	23	23	172-4.9
Dulkys, D.	31-0	413-13.3	37-123	.301	28-98	.286	10-12	.833	8-20	28-0.9	44-0	24	24	6	18	112-3.6
Loucks, L.	35-2	593-16.9	37-96	.385	16-49	.327	18-27	.667	8-39	47-1.3	76-3	73	55	2	31	108-3.1
DeMercy, J.	35-16	688-19.7	39-104	.375	11-43	.256	18-31	.581	21-69	90-2.6	71-1	60	56	12	27	107-3.1
Gibson, X.	32-0	205-6.4	28-53	.528	0-1	.000	17-28	.607	11-33	44-1.4	27-1	4	13	11	5	73-2.3
Hoff, B.	14-1	47-3.4	5-11	.455	4-8	.500	0-0	.000	2-4	6-0.4	4-0	1	1	1	0	14-1.0
Jordan, P.	6-0	28-4.7	2-5	.400	1-1	1.000	1-3	.333	1-3	4-0.7	6-0	1	1	0	0	6-1.0
Vanderwerff, E.	1-0	1-1.0	0-1	.000	0-0	.000	0-0	.000	0-0	0-0.0	0-0	0	0	0	0	0-0.0
Team									53-53	106	1			4		
FSU	35	7050	820-1886	.435	216-631	.342	536-739	.725	399-854	1253-35.8	657-18	423	548	202	284	2392 68.3
Opponents	35	7050	771-1994	.387	239-731	.327	490-712	.688	468-753	1221-34.9	665-	367	534	104	245	2271 64.9

YEAR-BY-YEAR ALL-TIME INDIVIDUAL STATISTICS

2009-10

Player	G-GS	Min-Avg.	FG-FGA	Pct.	3P-A	Pct.	FT-FTA	Pct.	Off-Def	Tot-Avg.	PF-DQ	AT	TO	BL	ST	Pts.-Avg
Alabi, S.	32-32	820-25.6	133-249	.534	0-0	.000	108-136	.794	79-119	198-6.2	75	16	61	75	20	374-11.7
Singleton, C.	32-32	1,005-31.4	117-284	.412	35-118	.297	57-115	.496	66-157	223-7.0	95	70	96	48	71	326-10.2
Snear, M.	32-10	755-23.6	101-230	.439	23-66	.348	57-87	.655	23-62	85-2.7	59	42	80	6	17	282-8.8
Dulkys, D.	32-22	705-22.0	94-227	.414	71-179	.397	20-29	.690	26-49	75-2.3	79	34	33	9	32	279-8.7
Kitchen, D.	31-31	886-28.6	87-204	.426	20-67	.299	58-82	.707	34-118	152-4.9	42	122	69	7	47	252-8.1
Reid, R.	31-29	704-22.7	82-167	.491	0-0	.000	46-77	.597	58-65	123-4.0	46	35	51	16	18	210-6.8
Gibson, X.	32-3	411-12.8	71-128	.555	6-15	.400	28-52	.538	39-52	91-2.8	60	11	41	26	12	176-5.5
Loucks, L.	32-1	632-19.8	47-123	.382	24-79	.304	23-39	.590	8-71	79-2.5	62	90	51	2	26	141-4.4
DeMercy, J.	21-0	298-14.2	26-62	.419	3-14	.214	23-28	.821	15-30	45-2.1	19	14	26	6	18	78-3.7
Shannon, T.	18-0	92-5.2	13-24	.542	0-0	.000	5-12	.417	6-13	19-1.1	21	2	9	5	4	31-1.7
Moreau, J.	9-0	13-1.4	2-6	.333	2-6	.333	6-6	1.000	1-0	1-0.1	0	0	0	0	0	12-1.3
Jordan, P.	17-0	93-5.5	10-25	.400	2-10	.200	0-0	.000	2-12	14-0.8	17	10	0	0	2	22-1.3
Rutledge, A.	4-0	5-1.3	0-2	.000	0-1	.000	0-0	.000	0-1	1-0.3	0	0	1	0	0	0-0.0
Yawn, AJ	4-0	5-1.3	0-2	.000	0-1	.000	0-6	.000	0-1	1-0.3	0	0	0	0	0	0-0.0
Team									49-55	104			1			
FSU	32	6,425	781-7333	.452	185-566	.335	436-669	.644	406-805	1,211-37.8	575-8	446	528	200	267	2,183-68.2
Opponents	32	6,425	660-1,752	.377	203-619	.328	409-609	.672	385-659	1,044-32.6	595-15	312	513	78	254	1,932-60.4

YEAR-BY-YEAR INDIVIDUAL STATISTICS

Year	Scoring				Blocked				Field		Free	
	Points	Average	Rebounds	Assists	Shots	Stops	Stops	Stops	Goal %	Throw %	Stops	Stops
1967-68	508	Dave Cowens	18.8	Dave Cowens	456	Dave Cowens			.555	Jan Gies	.840	Randy Cable
1968-69	508	Dave Cowens	20.3	Dave Cowens	437	Dave Cowens	155	Skip Young	.620	Jan Gies	.750	Dale Klay
1969-70	463	Dave Cowens	17.8	Dave Cowens	447	Dave Cowens	155	Skip Young	.636	Willie Williams	.895	Ken Macklin
1970-71	589	Ron King	22.7	Ron King	390	Reggie Royals	227	Otto Petty	.534	Vernell Ellzy	.833	Greg Samuels
1971-72	573	Ron King	17.9	Ron King	351	Reggie Royals	173	Otto Petty	.538	Larry Gay	.754	Ron King
1972-73	430	Reggie Royals	16.5	Reggie Royals	265	Reggie Royals	202	Otto Petty	.580	Lawrence McCray	.700	Otis Cole
1973-74	440	Larry Warren	16.9	Larry Warren	254	Lawrence McCray	96	Otis Cole	.551	Greg Grady	.814	Eugene Harris
1974-75	400	Larry Warren	16.0	Larry Warren	267	Greg Grady	110	Wayne Smalls	.581	Greg Grady	.778	Larry Warren
1975-76	390	David Thompson	14.4	David Thompson	203	Greg Grady	91	Carlton Byrd	.638	Harry Davis	.759	Eugene Harris
						& David Thompson						
1976-77	500	David Thompson	18.5	David Thompson	212	Harry Davis	159	Carlton Byrd	.567	Harry Davis	.838	Wayne Smalls
1977-78	546	Harry Davis	19.5	Harry Davis	211	David Thompson	166	Tony Jackson	.577	Harry Davis	.816	Kris Anderson
						& Harry Davis						
1978-79	629	Murray Brown	21.7	Murray Brown	242	Murray Brown	158	Tony Jackson	.691	Murray Brown	.815	Kris Anderson
1979-80	635	Mickey Dillard	20.4	Mickey Dillard	245	Elvis Rolle	213	Tony Jackson	.646	Murray Brown	.766	Mickey Dillard
1980-81	515	Mickey Dillard	18.3	Mickey Dillard	257	Elvis Rolle	91	Mickey Dillard	.593	Kris Anderson	.794	Mickey Dillard
						& Bobby Parks						
1981-82	523	Mitchell Wiggins	23.8	Mitchell Wiggins	213	Mitchell Wiggins	111	Tony William	.574	Mitchell Wiggins	.825	Tony William
1982-83	544	Mitchell Wiggins	22.7	Mitchell Wiggins	196	Mitchell Wiggins	156	Tony William	.538	Michael Johnson	.770	Granville Arnold
1983-84	626	Alton Lee Gipson	20.2	Alton Lee Gipson	208	Alton Lee Gipson	215	Tony William	.574	Dean Shaffer	.842	Granville Arnold
1984-85	568	Alton Lee Gipson	18.9	Alton Lee Gipson	234	Alton Lee Gipson	171	Dean Shaffer	.612	Jerome Fitchett	.727	Joe Farrar
1985-86	486	Pee Wee Barber	16.8	Pee Wee Barber	163	Randy Allen	146	Pee Wee Barber	.615	Jerome Fitchett	.808	LaRae Davis
1986-87	576	Pee Wee Barber	19.2	Pee Wee Barber	235	Randy Allen	144	Pee Wee Barber	.572	Jerome Fitchett	.819	Jerome Fitchett
1987-88	546	George McCloud	22.8	George McCloud	269	Tat Hunter	105	George McCloud	.590	Michael Polite	.891	Brad Johnson
1988-89	683	George McCloud	22.8	George McCloud	249	Tat Hunter	125	George McCloud	.570	Tat Hunter	.875	George McCloud
1989-90	559	Tharon Mayes	23.3	Tharon Mayes	262	Michael Polite	93	Tharon Mayes	.582	Michael Polite	.833	Tharon Mayes
1990-91	524	Doug Edwards	16.4	Doug Edwards	273	Michael Polite	103	Charlie Ward	.570	Rodney Dobard	.713	Charlie Ward
1991-92	570	Sam Cassell	18.4	Sam Cassell	271	Doug Edwards	122	Charlie Ward	.624	Rodney Dobard	.812	Chuck Graham
1992-93	675	Bob Sura	19.9	Bob Sura	290	Doug Edwards	170	Sam Cassell	.572	Rodney Dobard	.759	Sam Cassell
1993-94	573	Bob Sura	21.2	Bob Sura	213	Bob Sura	121	Bob Sura	.518	Kirk Luchman	.759	Chuck Graham
1994-95	502	Bob Sura	18.6	Bob Sura	210	Corey Louis	146	Bob Sura	.541	Andre Reid	.810	Derrick Carroll
1995-96	494	James Collins	18.3	James Collins	172	Kirk Luchman	131	LaMarr Greer	.626	Kirk Luchman	.707	Scott Shepherd
1996-97	514	James Collins	16.6	James Collins	194	Randell Jackson	184	Kerry Thompson	.516	Kirk Luchman	.730	Kirk Luchman
1997-98	394	Randell Jackson	12.7	Randell Jackson	225	Corey Louis	172	Kerry Thompson	.556	Corey Louis	.798	Terrell Baker
1998-99	481	Ron Hale	16.0	Ron Hale	168	Ron Hale	181	Delvon Arrington	.605	Terrell Baker	.800	Ron Hale
1999-00	438	Ron Hale	15.6	Ron Hale	137	Oliver Simmons	182	Delvon Arrington	.508	Damous Anderson	.755	Ron Hale
2000-01	344	Delvon Arrington	11.5	Delvon Arrington	179	Michael Joiner	143	Delvon Arrington	.484	Nigel Dixon	.808	Andrew Wilson
2001-02	434	Monte Cummings	15.5	Monte Cummings	180	Nigel Dixon	182	Delvon Arrington	.528	Monte Cummings	.806	A. Waleskowski
2002-03	495	Tim Pickett	17.1	Tim Pickett	165	Tim Pickett	97	Todd Galloway	.590	Trevor Harvey	.865	Tim Pickett
2003-04	543	Tim Pickett	16.5	Tim Pickett	178	A. Waleskowski	125	Nate Johnson	.551	Alexander Johnson	.815	Anthony Richardson
2004-05	362	Von Wafer	12.5	Von Wafer	136	A. Waleskowski	92	Todd Galloway	.543	Al Thornton	.822	Anthony Richardson
2005-06	484	Al Thornton	16.1	Al Thornton	216	Alexander Johnson	93	Todd Galloway	.540	Alexander Johnson	.788	Ralph Mims
2006-07	690	Al Thornton	19.7	Al Thornton	251	Al Thornton	110	Isaiah Swann	.530	Al Thornton	.805	Ralph Mims
2007-08	524	Toney Douglas	15.4	Toney Douglas	248	Eche Uchefu	98	Toney Douglas	.531	Ryan Reid	.814	Uche Echefu
2008-09	751	Toney Douglas	21.5	Toney Douglas	197	Solomon Alabi	102	Toney Douglas	.540	Solomon Alabi	.848	Uche Echefu
2009-10	374	Solomon Alabi	11.7	Solomon Alabi	223	Chris Singleton	122	Derwin Kitchen	.534	Solomon Alabi	.794	Solomon Alabi

TEAM RECORDS

Single Game

Most Points — Home

- 138 vs. Baptist, 1976-77
- 134 vs. Valdosta State, 1971-72
- 133 vs. Central Florida, 1988-89
- 125 vs. South Dakota, 1970-71
- 122 vs. Miami, 1967-68
- 122 vs. Clemson, 1969-70
- 122 vs. Samford, 1970-71

Most Points — Away

- 123 at Tampa, 1961-62
- 121 at Pepperdine, 1969-70
- 116 at Tampa, 1960-61
- 112 at Miami, 1969-70
- 111 at Miami, 1968-69

Most Points — Neutral

- 130 vs. LSU, 1967-68
- 117 vs. Southern Mississippi, 1970-71
- 112 vs. Arkansas, 1988-89
- 108 vs. Furman, 1956-57
- 108 vs. Tulane, 1969-70

Most Points — Both Teams

- 230 — FSU 130, LSU, 100, 1967-68
- 222 — Jacksonville 114, FSU 108, 1970-71
- 220 — FSU 114, Miami 106, 1970-71
- 219 — FSU 117, USM 102, 1986-87
- 219 — Georgia Tech 111, FSU, 108, 1998-99

Highest Margin of Victory

- 69 — FSU 134, Valdosta, 65, 1971-72
- 67 — FSU 139, Baptist 72, 1976-77
- 64 — FSU 121, Tampa, 57, 1965-66
- 60 — FSU 125, South Dakota 65, 1970-71
- 58 — FSU 108, Georgia Tech 50, 1971-72

Most Points Allowed

- 115 at North Carolina, 1965-66
- 114 at Jacksonville, 1970-71
- 113 at Jacksonville, 1973-74
- 112 at Miami (Fla.), 1965-66
- 110 vs. Beloit, 1954-55
- 110 at Miami, 1966-67

Season

Most Points

- | | | |
|----|-------|--------------------|
| 1. | 3,020 | 1992-93 (35 Games) |
| 2. | 2,781 | 1971-72 (32 Games) |
| 3. | 2,739 | 1988-89 (30 Games) |
| 4. | 2,607 | 2006-07 (35 Games) |
| 5. | 2,565 | 1991-92 (32 Games) |

Most Points Per Game

- | | | |
|----|------|--------------------|
| 1. | 91.7 | 1969-70 (26 Games) |
| 2. | 91.5 | 1970-71 (26 Games) |
| 3. | 91.3 | 1988-89 (30 Games) |
| 4. | 90.3 | 1967-68 (27 Games) |
| 5. | 88.3 | 1954-55 (26 Games) |

Fewest Points Allowed

- | | | |
|----|-------|--------------------|
| 1. | 1,427 | 1949-50 (25 Games) |
| 2. | 1,567 | 1961-62 (23 Games) |
| 3. | 1,595 | 1951-52 (23 Games) |
| 4. | 1,678 | 1952-53 (22 Games) |
| 5. | 1,680 | 1962-63 (25 Games) |

Fewest Points Allowed Per Game

- | | | |
|----|------|--------------------|
| 1. | 57.1 | 1949-50 (25 Games) |
| 2. | 60.4 | 2009-10 (32 Games) |
| 3. | 63.6 | 1950-51 (27 Games) |
| 4. | 64.9 | 2008-09 (35 Games) |
| 5. | 65.1 | 2003-04 (33 Games) |

Highest Margin of Victory

- | | | |
|----|------|--------------------|
| 1. | 16.5 | 1969-70 (26 Games) |
| 2. | 15.5 | 1971-72 (32 Games) |
| 3. | 15.0 | 1975-76 (27 Games) |
| 4. | 11.9 | 1967-68 (27 Games) |
| 5. | 11.4 | 1974-75 (26 Games) |

Fewest Points Allowed

- 21 vs. Mississippi College, 1948-49
- 24 vs. Mississippi College, 1949-50
- 27 vs. Troy State, 1949-50
- 34 vs. Samford, 1972-73
- 34 vs. Memphis State, 1978-79
- 34 vs. Alabama A&M, 2009-10

Field Goals Made

- 56 vs. Baptist, 1976-77
- 55 vs. Valdosta State, 1971-72
- 54 vs. South Dakota, 1970-71
- 54 vs. Samford, 1970-71
- 53 vs. Valdosta, 1968-69
- 53 vs. Central Florida, 1988-89

Field Goals Attempted

- 120 vs. Beloit College, 1954-55
- 115 vs. LSU, 1965-66
- 111 vs. Valdosta, 1968-69
- 110 vs. Valdosta, 1971-72
- 109 vs. Valdosta, 1970-71

Field Goal Percentage

- .727 vs. Minnesota (48-66), 1979-80
- .724 vs. Georgia Southern (42-58), 1975-76
- .717 vs. Biscayne (43-60), 1975-76
- .717 vs. UNC Asheville (43-60), 1991-92
- .709 vs. St. Joseph's (32-46), 1984-85

Free Throws Made

- 42 vs. Cincinnati, 1988-89
- 39 vs. Florida Atlantic, 1993-94
- 38 vs. Stetson, 1956-57
- 37 vs. Marquette, 1980-81
- 36 vs. Georgia, 1957-58

Free Throws Attempted

- 53 vs. Stetson, 1957-58
- 52 vs. Arkansas, 1988-89
- 52 vs. Cincinnati, 1988-89
- 49 vs. Miami, 1989-90
- 48 vs. Georgia, 1957-58
- 48 vs. Florida International, 1987-88

Field Goals Made

- | | | |
|----|-------|--------------------|
| 1. | 1,145 | 1992-93 (35 Games) |
| 2. | 1,110 | 1971-72 (32 Games) |
| 3. | 999 | 1988-89 (30 Games) |
| 4. | 990 | 1970-71 (26 Games) |
| 5. | 986 | 1977-78 (29 Games) |

Field Goals Attempted

- | | | |
|----|-------|--------------------|
| 1. | 2,372 | 1971-72 (32 Games) |
| 2. | 2,315 | 1992-93 (35 Games) |
| 3. | 2,164 | 1954-55 (26 Games) |
| 4. | 2,082 | 1970-71 (26 Games) |
| 5. | 2,055 | 1973-74 (26 Games) |

Field Goal Percentage

- | | | |
|----|------|--------------------|
| 1. | .532 | 1979-80 (31 Games) |
| 2. | .529 | 1983-84 (31 Games) |
| 3. | .512 | 1961-62 (23 Games) |
| 4. | .510 | 1978-79 (29 Games) |
| 5. | .509 | 1984-85 (29 Games) |

Free Throws Made

- | | | |
|----|-----|--------------------|
| 1. | 707 | 1954-55 (26 Games) |
| 2. | 561 | 1971-72 (32 Games) |
| 3. | 560 | 1988-89 (30 Games) |
| 4. | 543 | 1956-57 (26 Games) |
| 5. | 543 | 1992-93 (35 Games) |

Free Throws Attempted

- | | | |
|----|-----|--------------------|
| 1. | 982 | 1954-55 (26 Games) |
| 2. | 809 | 1990-91 (32 Games) |
| 3. | 807 | 1992-93 (35 Games) |
| 4. | 800 | 1971-72 (32 Games) |
| 5. | 799 | 1956-57 (26 Games) |

Free Throw Pct.

(Minimum 10 Attempts)

- 1.000 vs. Wake Forest (11-11), 1996-97
- 1.000 vs. Wake Forest (11-11), 2002-03
- 1.000 vs. Maryland (10-10), 2007-08
- 1.000 vs. Akron (10-10), 2007-08
- .952 vs. Duquesne (20-21), 1964-65

3-Point FG Made

- 20 vs. Maine, 2007-08
- 17 at Stetson, 2003-04
- 15 at North Carolina, 2003-04
- 15 at Wichita State, 2003-04
- 14 vs. Jacksonville, 1996-97

3-Point FG Attempted

- 39 at Wichita State, 2003-04
- 37 at North Carolina, 2003-04
- 37 vs. Butler, 2005-06
- 35 vs. Maine, 2007-08
- 34 vs. Maryland, 1994-95

3-Point FG Percentage

- .800 (8-10) vs. Memphis State, 1987-88
- .700 (7-10) vs. Duke, 2000-01
- .692 (9-13) vs. Jacksonville, 1999-00
- .692 (9-13) vs. Alabama A&M (2009-10)
- .667 (8-12) vs. Miami, 1989-90

Rebounds

- 84 vs. LSU, 1967-68
- 82 vs. Valdosta, 1970-71
- 76 vs. Georgetown, 1969-70
- 76 vs. Wisconsin-Milwaukee, 1970-71
- 72 vs. Valdosta, 1968-69

Steals

- 21 vs. Tulane, 1984-85
- 19 vs. Tulane, 1977-78
- 19 vs. Rice, 1996-97
- 19 vs. Butler, 1996-97
- 18 vs. Saint Leo, 1981-82
- 18 vs. NC State, 1995-96
- 18 vs. Nicholls State, 2003-04
- 18 vs. Nicholls State, 2007-08

Free Throw Percentage

- | | | |
|----|------|--------------------|
| 1. | .773 | 2007-08 (34 Games) |
| 2. | .755 | 2006-07 (35 Games) |
| 3. | .729 | 1967-68 (27 Games) |
| 4. | .727 | 1963-64 (28 Games) |
| 5. | .727 | 1988-89 (25 Games) |

3-Point FG Made

- | | | |
|----|-----|--------------------|
| 1. | 296 | 2003-04 (33 Games) |
| 2. | 237 | 2006-07 (35 Games) |
| 3. | 234 | 2007-08 (34 Games) |
| 4. | 216 | 2008-09 (35 Games) |
| 5. | 211 | 1994-95 (27 Games) |

3-Point FG Attempted

- | | | |
|----|-----|--------------------|
| 1. | 788 | 2003-04 (33 Games) |
| 2. | 665 | 2007-08 (34 Games) |
| 3. | 631 | 2008-09 (35 Games) |
| 4. | 624 | 2006-07 (35 Games) |
| 5. | 588 | 1994-95 (27 Games) |

3-Point FG Percentage

- | | | |
|----|------|--------------------|
| 1. | .437 | 1987-88 (30 Games) |
| 2. | .416 | 1986-87 (30 Games) |
| 3. | .380 | 2006-07 (35 Games) |
| 4. | .376 | 2003-04 (33 Games) |
| 5. | .376 | 2005-06 (31 Games) |

Rebounds

- | | | |
|----|-------|--------------------|
| 1. | 1,608 | 1971-72 (32 Games) |
| 2. | 1,451 | 1969-70 (26 Games) |
| 3. | 1,422 | 1954-55 (26 Games) |
| 4. | 1,388 | 1967-68 (27 Games) |
| 5. | 1,388 | 1970-71 (26 Games) |

Blocked Shots

- 15 vs. Florida Atlantic, 1994-95
- 14 vs. Maryland, 1994-95
- 13 vs. UNC Greensboro, 1993-94
- 13 at Mercer, 2009-10
- 12 vs. Memphis State, 1990-91
- 12 vs. Jacksonville, 1992-93
- 12 vs. Bethune-Cookman, 1993-94
- 12 vs. Connecticut, 1997-98
- 12 vs. Mercer, 2002-03
- 12 vs. Charleston Southern, 2008-09
- 12 vs. Iona, 2009-10

Assists

- 36 vs. Baptist College, 1976-77
- 34 vs. Valdosta, 1971-72
- 32 vs. Eastern Kentucky, 1971-72
- 32 vs. Cal State Bakersfield, 1973-74
- 31 vs. South Dakota, 1970-71
- 31 vs. South Alabama, 1971-72

Most Fouls

- 36 vs. NC State, 1995-96
- 35 vs. Florida, 1964-65
- 34 vs. Memphis State, 1959-60
- 33 vs. Vanderbilt, 1986-87
- 32 vs. Alabama, 1964-65
- 32 vs. Florida, 1967-68
- 32 vs. Missouri, 1976-77
- 32 vs. San Diego State, 1982-83
- 32 vs. Iowa, 1987-88

Fewest Fouls

- 7 vs. Connecticut, 1972-73
- 8 vs. Southern Mississippi, 1990-91
- 9 vs. Stetson, 1971-72
- 9 vs. Louisville, 1984-85
- 9 vs. Radford, 1995-96
- 9 vs. Marist, 1996-97

Rebounds Per Game

- | | | |
|----|------|--------------------|
| 1. | 55.4 | 1969-70 (26 Games) |
| 2. | 54.6 | 1954-55 (26 Games) |
| 3. | 53.4 | 1970-71 (26 Games) |
| 4. | 52.2 | 1959-60 (25 Games) |
| 5. | 52.0 | 1958-59 (23 Games) |

Steals

- | | | |
|----|-----|--------------------|
| 1. | 322 | 1992-93 (35 Games) |
| 2. | 291 | 2003-04 (33 Games) |
| 3. | 290 | 1991-92 (32 Games) |
| 4. | 290 | 2007-08 (34 Games) |
| 5. | 289 | 2008-09 (35 Games) |

Blocked Shots

- | | | |
|----|-----|--------------------|
| 1. | 210 | 1992-93 (35 Games) |
| 2. | 202 | 2008-09 (35 Games) |
| 3. | 200 | 2009-10 (32 Games) |
| 4. | 167 | 1994-95 (27 Games) |
| 5. | 165 | 1997-98 (32 Games) |

Assists

- | | | |
|----|-----|--------------------|
| 1. | 634 | 1971-72 (33 Games) |
| 2. | 568 | 1851-52 (25 Games) |
| 3. | 534 | 1983-84 (31 Games) |
| 4. | 513 | 1972-73 (26 Games) |
| 5. | 499 | 1970-71 (26 Games) |

Most Fouls

- | | | |
|----|-----|--------------------|
| 1. | 657 | 2008-09 (35 Games) |
| 2. | 637 | 1978-79 (29 Games) |
| 3. | 641 | 2007-08 (34 Games) |
| 4. | 631 | 1997-98 (32 Games) |
| 5. | 627 | 2003-04 (33 Games) |
| 6. | 627 | 2006-07 (35 Games) |

Fewest Fouls

- | | | |
|----|-----|--------------------|
| 1. | 383 | 1961-62 (23 Games) |
| 2. | 436 | 1968-69 (26 Games) |
| 3. | 451 | 1960-61 (24 Games) |
| 4. | 452 | 1972-73 (26 Games) |
| 5. | 462 | 1970-71 (26 Games) |

MISCELLANEOUS RECORDS

Single Game

Largest Winning Margin on the Road – 41 vs. Jacksonville (106-65), 1967-68
 Largest Winning Margin at Home – 69 vs. Valdosta State (134-65), 1971-72
 Most Points Scored in First Half – 70 vs. Pepperdine (121-83), 1969-70
 Most Points Scored in Second Half – 78 vs. LSU (130-100), 1967-68
 Most Points Allowed at Home – 21 vs. Mississippi College (53-21), 1948-49
 Fewest Points Allowed on the Road – 34 vs. Samford (47-34), 1972-73
 Fewest Points Allowed at a Neutral Site – 42 vs. Chicago State (47-42), 2003-04
 Most Points Allowed at Home – 111 vs. Georgia Tech (111-108 2OT), 1998-99
 Most Points Allowed on the Road – 115 vs. North Carolina (115-80), 1965-66
 Most Points Allowed at a Neutral Site – 110 vs. Beloit (110-88), 1954-55
 Fewest Points Scored at Home – 35 vs. Sewanee (43-35), 1948-49
 Fewest Points Scored on the Road – 30 vs. Florida (50-30), 1966-67
 Fewest Points Scored at a Neutral Site – 43 vs. Tennessee (65-43), 1964-65
 Highest Field Goal Percentage – .727 vs. Minnesota (48-of-66), 1979-80
 Highest Field Goal Percentage in a Half – .826 vs. South Florida (19-of-23), 1998-99

Season

Most Games Played – 35, 1992-03; 2006-07, 2008-09
 Fewest Games Played – 18, 1947-48
 Most Victories – 27, 1971-72
 Longest Winning Streak – 11, 1969-70
 Longest Winning Streak at Home – 29, 1974-75
 Longest Winning Streak on the Road – 7, 1949-51; 1954-55
 Fewest Defeats – 3, 1969-70
 Highest Winning Percentage – .885 (23-3), 1969-70
 Most 100-Point Games – 11, 1988-89
 Fewest Victories – 5, 1947-48; 1951-52
 Most Points Allowed Per Game – 81.9 (23 games), 1959-60
 Longest Losing Streak – 13, 1947-48
 Longest Losing Streak at Home – 4, 1956-57; 2004-05
 Longest Losing Streak on the Road – 25, 1956-59
 Fewest Points – 850 (18 games), 1947-48
 Fewest Points Per Game – 47.2 (18 games), 1947-48
 Most Points Allowed – 2422 (30 games), 1988-89; 2429 (32 games), 1990-91;
 2788 (35 games), 1992-93
 Lowest Winning Percentage – .200 (5-20), 1951-52
 Highest Field Goal Percentage – .532 (964-1811), 1979-80
 Highest Free Throw Percentage – .773 (529-684), 2007-08
 Lowest Field Goal Percentage – .203, 1951-52
 Lowest Free Throw Percentage – .586 (406-of-693), 1950-51
 Fewest Personal Fouls – 383 (23 games), 1961-62
 Most Personal Fouls – 657 (35 games), 2008-09

CIVIC CENTER RECORDS

INDIVIDUAL

Points – 40, Pee Wee Barber vs. Miami, Feb. 26, 1987
 Points (Half) – 27, Al Thornton vs. Virginia Tech, Jan. 17, 2007
 Points By Opponent – 38, Terry Dozier (South Carolina), Jan. 21, 1987
 Field Goals – 16, Alton Lee Gipson vs. Tampa, Nov. 26, 1984
 Field Goals By Opponent – 16, Dell Curry (Virginia Tech), Feb. 24, 1986
 Free Throws Attempted – 17, Chuck Graham vs. Jacksonville, Nov. 26, 1991;
 17, Sam Cassell vs. Jacksonville, Nov. 26, 1991
 Free Throws Attempted By Opponent – 16, Elliot Perry (Memphis State), Feb. 1, 1989
 Free Throws Made – 16, Bob Sura vs. South Florida, Nov. 29, 1994
 Free Throws Made By Opponent – 15, Elliot Perry (Memphis State), Feb. 1, 1989
 Free Throw Percentage – 100% (8-8), Michael Johnson vs. Louisville, Jan. 30, 1982;
 100% (14-14), Doug Edwards vs. Clemson, Feb. 8, 1992;
 100% (11-11), Nick Bryant vs. Florida Atlantic, Dec. 1, 1993;
 100% (16-16), Bob Sura vs. South Florida, Nov. 29, 1994;
 100% (7-7), Ron Hale vs. NC State, Jan. 23, 1999;
 100% (9-9), Ron Hale vs. Georgia Tech, Feb. 11, 1999;
 100% (8-8), Antwan Dixon vs. Virginia, Feb. 26, 2000;
 100% (6-6), Monte Cummings vs. Furman, Dec. 4, 2000;
 100% (6-6), Monte Cummings vs. North Carolina, Jan. 20, 2001;
 100% (6-6), Antwan Dixon vs. Wake Forest, Feb. 10, 2001;
 100% (6-6), J.D. Bracy vs. Maryland, Feb. 27, 2002;
 100% (8-8), Tim Pickett vs. Virginia, March 1, 2003;
 100% (6-6), Al Thornton vs. SMU, Nov. 14, 2007;
 100% (11-11), Uche Echefu vs. La Salle, Jan. 5, 2008;
 100% (8-8), Isaiah Swann vs. Georgia Southern, Nov. 12, 2007;
 100% (8-8), Ralph Mims vs. Clemson, Feb. 19, 2008;
 100% (6-6), Ralph Mims vs. Boston College, Feb. 23, 2008;
 100% (6-6), Julian Vaughn vs. Georgia Southern, Nov. 12, 2007;
 100% (6-6), Jason Rich vs. Georgia Southern, Nov. 12, 2007
 100% (6-6), Toney Douglas vs. Virginia Tech, March 8, 2009
 100% (6-6), Toney Douglas vs. Coastal Carolina, Nov. 22, 2009
 100% (6-6), Uche Echefu vs. Duke, Jan. 10, 2009
 100% (6-6), Xavier Gibson vs. Auburn, Dec. 17, 2009
 100% (6-6), Solomon Alabi vs. Georgia Tech, Jan. 24, 2010
 100% (6-6), Michael Snaer vs. Wake Forest, March 3, 2010
 Free Throw Percentage By Opponent –
 100% (9-9), Ronnie Williams (Florida), Jan. 11, 1982;
 100% (6-6), Kris Hunter (Jacksonville), Dec. 17, 2000;
 100% (6-6), Jack McClinton (Miami), March 8, 2008
 100% (10-10), Jilius Mays (NC State), Jan. 12, 2010
 100% (7-7), C.J. Harris (Wake Forest), March 3, 2010
 100% (6-6), Greivas Vasquez (Maryland), Feb. 4, 2010
 Rebounds – 21, Tat Hunter vs. Virginia Tech, March 1, 1989;
 21, Michael Polite vs. Texas Southern, Nov. 29, 1991
 Rebounds By Opponent – 20, Mike Hackett (Jacksonville), Dec. 9, 1981
 Assists – 16, Tony William vs. Jacksonville, Feb. 12, 1983
 Assists By Opponent – 14, Kenny Siler (So. Miss.), Jan. 18, 1986

TEAM

Points – 133 vs. Central Florida, Nov. 25, 1988
 Points By Opponent – 109, Arkansas, Jan. 21, 1991
 Points (Half) – 68 vs. Louisville, Feb. 7, 1987
 Fewest Points – 48 vs. North Carolina, Dec. 22, 2002
 Fewest Points By Opponent – 34, Alabama A&M, Dec. 31, 2009
 Fewest Points (Half) – 17 vs. Clemson, Feb. 15, 1998
 Fewest Points By Opponent (Half) – 10, Jacksonville, Dec. 6, 1997
 10, Stetson, Nov. 18, 2009
 10, Alabama A&M, Dec. 31, 2009
 Combined Score – 219, Florida State 117, Southern Miss. 102, Feb. 28, 1987;
 219, Georgia Tech 111, Florida State 108, 2OT, Feb. 11, 1999
 Personal Fouls – 30 vs. Georgia Tech, Feb. 11, 1999
 Personal Fouls By Opponents – 33, Jacksonville, Nov. 26, 1992
 Lowest Combined Personal Fouls – 25 vs. Georgia Tech, Feb. 15, 1992;
 25 vs. Georgia Tech, March 2, 1994;
 25 vs. South Carolina, March 21, 2006
 Fewest Personal Fouls – 8 vs. Southern Miss., Feb. 26, 1991
 Fewest Personal Fouls By Opponent – 9 vs. Tulane, Feb. 20, 1984;
 9 vs. North Carolina, Jan. 6, 1999
 Field Goal Percentage – 71.9 vs. UNC-Asheville, Jan. 2, 1992
 Field Goal Percentage By Opponent – 64.0 vs. Southern Miss., Jan. 18, 1986
 Field Goals – 53 vs. Central Florida, Nov. 25, 1988
 Field Goals By Opponent – 43, Southern Miss., Jan. 18, 1986
 Free Throws Attempted – 52 vs. Cincinnati, Jan. 21, 1989
 Free Throws Attempted By Opponent – 41, Florida International, Dec. 12, 2004
 Fewest Free Throws Attempted – 2 vs. North Carolina, Jan. 6, 1999
 Fewest Free Throws Attempted By Opponent – 4 by Elon, Nov. 23, 2001
 Free Throws – 42 vs. Cincinnati, Jan. 21, 1989
 Free Throws By Opponent – 29, Florida International, Dec. 12, 2004
 Fewest Free Throws – 1 vs. North Carolina, Jan. 6, 1999
 Fewest Free Throws By Opponent – 3, Georgia Tech, Feb. 15, 1992
 Rebounds – 65 vs. Texas Southern, Nov. 27, 1990
 Rebounds By Opponents – 48 vs. Duke, Feb. 17, 1999
 Home Attendance – 137,863 (15 games), 1992-93
 Home Average Attendance – 9,191 (15 games), 1992-93
 Largest Crowd – 13,610 vs. Duke, Jan. 30, 1992
 Winning Streak – 11, 1986-87, 1987-88

YEAR-BY-YEAR RESULTS

Year	Overall			Final AP Rank	Affiliation	-----Conference-----				-----Conference Tournament-----				Coach	Postseason
	Win	Loss	Pct.			Win	Loss	Pct.	Finish	Win	Loss	Pct.	Finish		
1947-48	5	13	.277		independent	—	—	—	—	—	—	—	—	Don Loucks	
1948-49	12	12	.500		independent	—	—	—	—	—	—	—	—	J.K. Kennedy	
1949-50	15	10	.600		Dixie	6	3	.667	—	0	1	.000	First Round	J.K. Kennedy	
1950-51	18	9	.667		Dixie	7	0	1.000	1st	0	1	.000	First Round	J.K. Kennedy	NAIB (3-1)
1951-52	5	20	.200		independent	—	—	—	—	—	—	—	—	J.K. Kennedy	
1952-53	11	11	.500		independent	—	—	—	—	—	—	—	—	J.K. Kennedy	
1953-54	13	7	.619		independent	—	—	—	—	—	—	—	—	J.K. Kennedy	
1954-55	22	4	.846		Fla. Intercollegiate	10	0	1.000	1st	1	0	1.000	Champions	J.K. Kennedy	
1955-56	16	9	.640		Fla. Intercollegiate	9	1	.900	1st	0	1	.000	First Round	J.K. Kennedy	
1956-57	9	17	.346		Fla. Intercollegiate	5	5	.500	—	—	—	—	—	J.K. Kennedy	
1957-58	9	16	.360		independent	—	—	—	—	—	—	—	—	J.K. Kennedy	
1958-59	8	15	.347		independent	—	—	—	—	—	—	—	—	J.K. Kennedy	
1959-60	10	15	.400		independent	—	—	—	—	—	—	—	—	J.K. Kennedy	
1960-61	14	10	.583		independent	—	—	—	—	—	—	—	—	J.K. Kennedy	
1961-62	15	8	.651		independent	—	—	—	—	—	—	—	—	J.K. Kennedy	
1962-63	15	10	.600		independent	—	—	—	—	—	—	—	—	J.K. Kennedy	
1963-64	14	14	.500		independent	—	—	—	—	—	—	—	—	J.K. Kennedy	
1964-65	16	10	.620		independent	—	—	—	—	—	—	—	—	J.K. Kennedy	
1965-66	15	11	.577		independent	—	—	—	—	—	—	—	—	J.K. Kennedy	
1966-67	11	15	.423		independent	—	—	—	—	—	—	—	—	Hugh Durham	
1967-68	19	8	.704		independent	—	—	—	—	—	—	—	—	Hugh Durham	NCAA (0-1)
1968-69	18	8	.692		independent	—	—	—	—	—	—	—	—	Hugh Durham	
1969-70	23	3	.885	10	independent	—	—	—	—	—	—	—	—	Hugh Durham	
1970-71	17	9	.654		independent	—	—	—	—	—	—	—	—	Hugh Durham	
1971-72	27	6	.818	10	independent	—	—	—	—	—	—	—	—	Hugh Durham	NCAA Finals (4-1)
1972-73	18	8	.692		independent	—	—	—	—	—	—	—	—	Hugh Durham	
1973-74	18	8	.692		independent	—	—	—	—	—	—	—	—	Hugh Durham	
1974-75	18	8	.692		independent	—	—	—	—	—	—	—	—	Hugh Durham	
1975-76	21	6	.778		independent	—	—	—	—	—	—	—	—	Hugh Durham	
1976-77	16	11	.593		Metro	5	7	.417	5th	0	1	.000	First Round	Hugh Durham	
1977-78	23	6	.793	15	Metro	11	1	.917	1st	1	1	.500	Finals	Hugh Durham	NCAA (0-1)
1978-79	19	10	.655		Metro	7	3	.700	3rd	2	1	.667	Finals	Joe Williams	
1979-80	22	9	.710		Metro	7	5	.583	4th	2	1	.667	Finals	Joe Williams	NCAA (1-1)
1980-81	17	11	.607		Metro	7	5	.583	2nd	1	1	.500	Semifinals	Joe Williams	
1981-82	11	17	.392		Metro	4	8	.333	6th	1	1	.500	Semifinals	Joe Williams	
1982-83	14	14	.500		Metro	5	7	.417	5th	0	1	.000	Semifinals	Joe Williams	
1983-84	20	11	.645		Metro	9	5	.643	3rd	1	1	.500	Semifinals	Joe Williams	NIT (1-1)
1984-85	14	16	.467		Metro	4	10	.286	7th	2	1	.667	Finals	Joe Williams	
1985-86	12	17	.414		Metro	4	10	.286	7th	1	1	.500	Semifinals	Joe Williams	
1986-87	19	11	.633		Metro	3	9	.250	6th	0	1	.000	First Round	Pat Kennedy	NIT (1-1)
1987-88	19	11	.633		Metro	8	6	.571	2nd	1	1	.500	Semifinals	Pat Kennedy	NCAA (0-1)
1988-89	22	8	.733	16	Metro	10	4	.714	2nd	1	1	.500	Finals	Pat Kennedy	NCAA (0-1)
1989-90	16	15	.516		Metro	6	9	.400	5th	0	1	.000	First Round	Pat Kennedy	
1990-91	21	11	.592		Metro	12	5	.706	2nd	3	0	1.000	Champions	Pat Kennedy	NCAA (1-1)
1991-92	22	10	.687	20	ACC	11	5	.688	2nd	1	1	.500	Semifinals	Pat Kennedy	NCAA Sweet 16 (2-1)
1992-93	25	10	.714	11	ACC	12	4	.750	2nd	0	1	.000	Quarterfinals	Pat Kennedy	NCAA Elite 8 (3-1)
1993-94	13	14	.481		ACC	6	10	.375	T7th	0	1	.000	Quarterfinals	Pat Kennedy	
1994-95	12	15	.444		ACC	5	11	.313	T6th	0	1	.000	Quarterfinals	Pat Kennedy	
1995-96	13	14	.481		ACC	5	11	.313	8th	0	1	.000	First Round	Pat Kennedy	
1996-97	20	12	.625		ACC	6	10	.375	7th	0	1	.000	Quarterfinals	Pat Kennedy	NIT Finals (4-1)
1997-98	18	14	.563		ACC	6	10	.375	T6th	0	1	.000	First Round	Steve Robinson	NCAA (1-1)
1998-99	13	17	.433		ACC	5	11	.313	T7th	1	1	.500	Quarterfinals	Steve Robinson	
1999-00	12	17	.414		ACC	6	10	.375	T6th	1	1	.500	Quarterfinals	Steve Robinson	
2000-01	9	21	.300		ACC	4	12	.333	8th	0	1	.000	First Round	Steve Robinson	
2001-02	12	17	.414		ACC	4	12	.333	T7th	1	1	.500	Quarterfinals	Steve Robinson	
2002-03	14	15	.483		ACC	4	12	.333	9th	1	1	.500	Quarterfinals	Leonard Hamilton	
2003-04	19	14	.576		ACC	6	10	.375	T7th	0	1	.000	Quarterfinals	Leonard Hamilton	NIT (1-1)
2004-05	12	19	.387		ACC	4	12	.250	T10th	0	1	.000	First Round	Leonard Hamilton	
2005-06	20	10	.667		ACC	9	7	.563	5th	0	1	.000	First Round	Leonard Hamilton	NIT (1-1)
2006-07	22	13	.629		ACC	7	9	.438	T8th	1	1	.500	Quarterfinals	Leonard Hamilton	NIT (1-1)
2007-08	19	15	.559		ACC	7	9	.438	T7th	1	1	.500	Quarterfinals	Leonard Hamilton	NIT (0-1)
2008-09	25	10	.714	22	ACC	10	6	.625	4th	2	1	.667	Champ. Game	Leonard Hamilton	NCAA (0-1)
2009-10	22	10	.688		ACC	10	6	.625	T3rd	0	1	.000	Quarterfinals	Leonard Hamilton	NCAA (0-1)

note - Florida State was a member of the Metro Conference from 1976-77 through 1990-91.
 note - Florida State joined the Atlantic Coast Conference to begin the 1991-92 season.

Otto Petty, one of the top assist men in school history, dished out a single-game school record tying 16 assists in the Seminoles' victory over South Alabama on Jan. 19, 1972. He helped lead the Seminoles to the championship game of the NCAA Tournament for the first time in school history in 1972.



YEAR-BY-YEAR TEAM STATISTICS

Year	G	FGM-FGA	Pct.	3FGM-3FGAPct.	FTM-FTA	Pct.	O-D-REB	Avg.	PF	AST	TO	BL	ST	PTS-Avg.
1947-48	18	312-NA			226-NA									850-47.2
	18	368-NA			242-NA									978-54.3
1948-49	24	487-NA			251-NA									1225-51.0
	24	449-NA			316-NA									1214-50.6
1949-50	25	588-NA	NA		316-NA	NA				NA				1492-59.7
	25	502-NA			423-NA									1427-57.1
1950-51	27	693-NA			406-NA									1792-66.4
	27	639-NA			436-NA		NA	NA	NA					1714-63.5
1951-52	25	585-1925	.304		301-505	.596				658				1471-58.8
	25	663-NA			417-NA									1743-69.7
1952-53	22	599-1764	.339		449-694	.690				462				1647-74.9
	22	621-1717	.362		436-725	.601				439				1678-76.3
1953-54	20	534-NA			437-NA									1505-75.3
	20	520-NA			408-NA									1448-72.4
1954-55	26	794-2164	.367		707-982	.720	1422	54.6	522					2295-88.3
	26	756-2059	.367		539-826	.653	1061	40.8	578					2051-78.9
1955-56	25	667-1648	.405		689-947	.728	1129	45.1	497					2023-80.9
	25	710-1703	.417		494-799	.618	1188	47.5	554					1914-76.5
1956-57	26	704-1862	.378		543-799	.680	1091	42.0	496					1951-75.1
	26	763-1981	.385		545-805	.677	1246	47.9	482					2061-79.3
1957-58	25	621-1853	.335		447-622	.719	1247	49.9	494					1689-67.6
	25	697-1766	.395		454-689	.659	1352	54.1	448					1848-73.9
1958-59	23	667-1758	.379		436-646	.675	1195	52.0	486					1770-77.0
	23	698-1684	.415		479-699	.685	1312	57.1	455					1875-81.5
1959-60	25	730-1883	.388		468-713	.656	1305	52.2	547					1928-77.1
	25	719-1683	.427		512-783	.654	1328	53.1	505		NA			1950-78.0
1960-61	24	672-1467	.458		442-634	.697	1054	43.9	451					1786-74.4
	24	629-1501	.419		411-629	.653	1023	42.6	467	NA				1669-69.5
1961-62	23	709-1386	.512		363-525	.691	897	39.0	383					1781-77.4
	23	615-1458	.422		337-482	.699	930	40.4	430			NA	NA	1567-68.1
1962-63	25	707-1513	.467		330-517	.638	1047	41.9	488					1744-69.8
	25	599-1434	.418		482-678	.717	977	39.1	421					1680-67.2
1963-64	25	724-1583	.457		387-532	.727	975	39.0	471					1835-73.4
	25	686-1561	.457		387-532	.727	975	39.0	471					1838-73.4
1964-65	26	697-1574	.443		425-593	.717	1058	40.7	520					1819-70.0
	26	629-1444	.436		505-704	.717	1001	38.5	490					1763-67.8
1965-66	26	696-1588	.438		505-720	.701	1109	42.7	553					1897-73.0
	26	647-1462	.443		483-714	.677	991	38.1	542					1777-68.4
1966-67	26	721-1596	.452	NA	402-581	.692	1037	39.9	533					1844-70.9
	26	725-1634	.444	NA	486-702	.692	1200	46.2	455					1936-75.5
1967-68	27	956-1960	.488		526-722	.729	1388	51.4	561					2438-90.3
	27	793-1911	.415		532-736	.723	1134	42.0	534					2118-78.4
1968-69	26	925-1965	.471		412-633	.651	1336	51.4	436					2260-86.9
	26	774-1708	.453		498-688	.724	1039	40.0	308					2056-79.1
1969-70	26	939-1950	.482		507-705	.719	1209	46.5	517	411				2385-91.7
	26	743-1837	.405		469-687	.683	1312	50.5	508	296				1955-75.2
1970-71	26	990-2082	.476		400-592	.676	1388	53.4	462	499				2380-91.5
	26	842-1943	.433		401-612	.655	1208	46.5	534	384				2085-80.2
1971-72	33	1110-2372	.468		561-800	.701	1608	48.7	564	634				2781-84.3
	33	904-2153	.420		478-722	.662	1386	42.0	597	470				2286-69.3
1972-73	26	938-1886	.497		244-401	.609	1250	48.1	452	513				2120-81.5
	26	779-1817	.429		302-427	.707	1022	39.3	443	367				1860-71.5
1973-74	26	971-2055	.473		347-491	.707	1230	47.3	509	436	478			2289-88.0
	26	856-1903	.450		333-487	.684	1100	42.3	544	342	539			2045-78.7
1974-75	26	932-1858	.502		294-456	.645	1099	42.3	517	425	472			2158-83.0
	26	766-1732	.442		330-474	.696	1019	39.2	521	335	548			1862-71.6
1975-76	27	956-1949	.491		350-507	.690	1168	43.3	585	459	462			2264-83.9
	27	751-1668	.450		360-540	.667	980	36.3	538	361	552			1862-69.0
1976-77	27	945-1888	.501		361-547	.660	1058	39.2	580	439	489			2251-83.4
	27	839-1735	.484		405-563	.719	1029	38.1	559	381	547			2083-77.2
1977-78	29	986-1957	.504		444-683	.650	1161	40.0	576	408	451	67	276	2416-83.3
	29	861-1875	.459		368-532	.692	1045	36.0	621	282	544	75	191	2090-72.1
1978-79	29	882-1728	.510		461-672	.686	1022	35.2	637	379	407	61	223	2225-76.7
	29	829-1656	.501		476-674	.706	889	30.7	626	316	512	84	193	2134-73.6
1979-80	31	964-1811	.532		529-772	.685	1021	32.9	556	471	496	90	204	2461-79.4
	31	968-1942	.499		383-559	.685	1018	32.8	669	405	499	99	234	2319-74.8
1980-81	28	772-1578	.489		525-766	.685	1028	36.7	603	287	402	98	190	2069-73.9
	28	770-1675	.460		457-654	.699	956	34.1	661	323	424	72	208	1993-71.2
1981-82	28	850-1740	.489		368-548	.672	967	34.5	570	328	484	45	210	2068-73.9
	28	851-1662	.512		418-623	.671	936	33.4	540	407	452	84	191	2120-75.7
1982-83	28	826-1716	.481		470-653	.720	958	34.2	602	353	448	43	237	2122-75.8
	28	845-1665	.508		473-656	.721	954	34.1	597	374	481	73	182	2163-77.3
1983-84	31	936-1769	.529		426-630	.676	999	32.2	569	534	477	105	261	2298-74.1
	31	867-1837	.472		395-602	.656	1025	33.1	587	440	487	59	208	2129-68.8
1984-85	30	935-1877	.498		432-646	.669	1101	36.7	564	484	416	124	266	2302-76.7
	30	860-1854	.464		434-633	.686	1075	35.8	600	374	438	71	186	2154-71.8
1985-86	29	945-1858	.509		414-593	.698	980	33.8	568	461	519	97	228	2304-79.5
	29	950-1899	.500		457-632	.723	1088	37.5	559	457	508	72	187	2357-81.3
1986-87	30	942-1940	.486	178-428	448-638	.702	1161	38.7	589	381	436	88	159	2510-83.7
	30	899-2026	.444	118-295	435-632	.688	1153	38.4	598	330	426	93	153	2351-78.4
1987-88	30	943-1857	.508	154-352	488-715	.683	1147	38.2	571	401	430	69	214	2528-84.3
	30	865-1861	.465	138-401	422-595	.709	957	31.9	627	365	450	94	193	2285-76.2
1988-89	30	999-1980	.505	181-474	560-770	.727	1116	37.2	557	411	419	71	251	2739-91.3
	30	957-1989	.481	141-385	367-541	.678	1096	36.5	672	408	502	72	188	2422-80.7
1989-90	31	882-1886	.468	117-343	495-700	.707	1123	36.2	559	389	513	96	256	2376-76.7
	31	909-1903	.478	122-363	401-570	.704	1048	33.8	620	486	481	100	206	2341-75.5
1989-90	31	882-1886	.468	117-343	495-700	.707	410-632-1123	36.2	559	389	513	96	256	2376-76.7
	31	909-1903	.478	122-363	401-570	.704	350-583-1048	33.8	620	486	481	100	206	2341-75.5

YEAR-BY-YEAR TEAM STATISTICS

Year	G	FGM-FGA	Pct.	3FGM-3FGA	Pct.	FTM-FTA	Pct.	O-D-REB	Avg.	PF	AST	TO	BL	ST	PTS-Avg.
1990-91	32	924-2001	.462	147-446	.330	542-809	.670	453-725-1261	39.4	622	440	492	152	275	2537-79.3
	32	883-1995	.443	171-476	.359	492-703	.700	413-642-1161	36.3	652	441	502	93	231	2429-75.9
1991-92	32	954-1970	.484	170-491	.346	487-734	.664	396-699-1194	38.5	595	469	482	145	290	2565-82.7
	32	859-1927	.446	213-558	.382	469-677	.693	371-649-1145	36.9	590	447	518	99	223	2400-77.4
1992-93	35	1145-2315	.495	187-564	.332	543-807	.673	460-784-1376	39.3	606	584	554	210	322	3020-86.3
	35	1170-2392	.450	220-587	.375	414-631	.656	551-790-1341	38.3	669	563	581	102	257	2788-79.7
1993-94	27	760-1713	.444	166-520	.319	392-598	.656	378-606-1076	39.9	514	377	431	110	231	2078-77.0
	27	714-1643	.435	169-468	.361	423-637	.664	382-632-1014	37.6	501	433	442	111	203	2020-74.8
1994-95	27	745-1679	.444	211-588	.359	326-486	.671	377-600-1036	38.4	515	386	440	167	186	2027-75.1
	27	714-1630	.438	166-438	.379	419-588	.713	376-589-965	35.7	468	355	379	68	202	2013-74.6
1995-96	27	727-1650	.441	175-506	.346	404-620	.652	359-560-1002	37.1	508	396	361	122	236	2033-75.3
	27	687-1554	.442	190-529	.359	409-604	.677	365-631-996	36.9	549	361	426	82	195	1973-73.1
1996-97	32	866-1928	.449	195-558	.349	421-656	.642	386-716-1206	37.7	601	492	439	142	280	2348-73.4
	32	758-1896	.400	172-538	.320	448-687	.652	475-715-1190	37.2	567	360	485	118	200	2136-66.8
1997-98	32	836-1830	.457	129-438	.295	486-731	.665	381-762-1240	38.8	631	461	543	165	237	2287-71.5
	32	766-1881	.407	179-569	.315	507-731	.694	406-674-1080	33.8	632	373	464	115	296	2218-69.3
1998-99	30	765-1721	.445	178-525	.339	410-621	.660	318-575-967	32.2	599	447	472	86	264	2118-70.6
	30	766-1663	.461	199-554	.359	469-705	.665	393-678-1071	35.7	566	429	523	121	241	2200-73.3
1999-00	29	656-1591	.412	175-490	.357	387-566	.684	319-655-1075	37.1	483	352	449	120	153	1874-64.6
	29	750-1758	.427	194-535	.363	342-536	.638	395-648-1043	36.0	509	404	341	128	238	2036-70.2
2000-01	30	742-1739	.427	148-464	.319	453-675	.671	396-701-1097	36.6	600	389	448	103	186	2085-69.5
	30	795-1756	.453	219-515	.395	479-688	.696	364-697-1061	35.4	580	420	389	131	226	2288-76.3
2001-02	29	759-1765	.430	169-503	.336	395-602	.656	450-676-1126	38.8	537	382	476	102	222	2082-71.8
	29	753-1709	.441	223-612	.364	417-589	.708	361-655-1016	35.0	573	429	461	122	247	2146-74.0
2002-03	29	748-1662	.432	186-559	.333	352-524	.672	308-696-1004	34.6	550	404	432	130	273	1974-68.1
	29	650-1662	.391	209-618	.338	421-571	.737	364-705-1069	36.9	531	388	473	93	200	1930-66.6
2003-04	33	815-1860	.438	296-788	.376	433-631	.686	387-805-1192	36.1	627	493	519	124	291	2359-71.5
	33	739-1844	.401	245-762	.322	425-645	.659	401-752-1153	34.9	611	408	538	95	231	2148-65.1
2004-05	31	756-1671	.452	200-557	.359	416-626	.665	309-719-1028	33.2	601	394	496	100	216	2128-68.6
	31	746-1736	.430	229-677	.338	449-667	.673	368-702-1070	34.5	599	402	454	97	251	2170-70.0
2005-06	30	806-1681	.479	184-490	.376	506-719	.704	338-681-1091	34.0	564	409	482	72	262	2302-76.7
	30	718-1666	.431	225-633	.355	416-576	.722	335-631-966	32.2	625	384	545	83	204	2077-69.2
2006-07	35	936-1947	.481	237-624	.380	498-657	.758	375-729-1104	31.5	627	433	513	116	276	2607-74.5
	35	873-1934	.451	216-647	.334	452-643	.703	412-696-1108	31.7	659	450	564	115	222	2414-69.0
2007-08	34	844-1905	.443	234-665	.352	529-684	.773	373-778-1151	33.9	641	375	519	130	290	2451-72.1
	34	829-1913	.433	230-664	.346	458-661	.693	397-740-1137	33.4	657	435	536	111	205	2346-69.0
2008-09	35	820-1866	.435	216-631	.342	536-739	.725	399-854-1253	35.8	657	423	548	202	284	2392-68.3
	35	771-1994	.387	239-731	.327	490-712	.688	468-753-1221	34.9	665	367	534	104	245	2271-64.9
2009-10	32	783-1733	.452	186-556	.336	431-669	.644	406-805-1211	37.8	575	446	528	200	267	2183-68.2
	32	660-1752	.377	203-619	.328	409-609	.672	385-659-1044	32.6	595	312	513	78	254	1932-60.4

FSU INDIVIDUAL RECORDS IN ACC GAMES

Points

45, Al Thornton at Miami, March 3, 2007
 37, Ron Hale at Wake Forest, Jan. 4, 2000
 37, Al Thornton at Boston College, Jan. 14, 2006
 37, Al Thornton at Duke, Feb. 4, 2006
 35, Bob Sura at Duke, Jan. 22, 1994
 34, Sam Cassell at Wake Forest, Jan. 11, 1992
 34, Bob Sura at Maryland, Feb. 13, 1993
 33, Tim Pickett vs. Georgia Tech, Feb. 3, 2004
 32, Toney Douglas vs. North Carolina, Jan. 28, 2009
 31, Bob Sura vs. NC State, Feb. 16, 1994
 31, Ron Hale vs. Clemson, Jan. 12, 1999
 30, Sam Cassell at Clemson, Jan. 20, 1993
 30, Bob Sura vs. Virginia, Jan. 4, 1995
 30, Tim Pickett vs. North Carolina, Jan. 22, 2004
 30, Von Wafer vs. Wake Forest, Jan. 18, 2005
 30, Al Thornton at Virginia, Feb. 17, 2007
 30, Toney Douglas at Miami, Jan. 21, 2009
 29, Bob Sura at Duke, Feb. 24, 1993
 29, Derwin Kitchen vs. Maryland, Feb. 4, 2010

Field Goals Made

17, Al Thornton at Duke, Feb. 4, 2006
 16, Al Thornton at Miami, March 3, 2007
 15, Al Thornton at Boston College, Jan. 14, 2006
 14, Sam Cassell at Maryland, Feb. 5, 1992
 14, Bob Sura at Duke, Jan. 22, 1994
 13, Sam Cassell at Wake Forest, Jan. 11, 1992
 13, Bob Sura at Maryland, Feb. 13, 1993
 13, Corey Louis at North Carolina, Jan. 25, 1995
 13, Sam Cassell at Clemson, Jan. 20, 1993
 12, Bob Sura vs. NC State, Feb. 16, 1994
 12, Al Thornton vs. Maryland, Jan. 30, 2007
 12, Al Thornton at Virginia, Feb. 17, 2007
 12, Derwin Kitchen vs. Maryland, Feb. 4, 2010
 11, Doug Edwards vs. Maryland, Jan. 13, 1993
 11, Doug Edwards vs. Virginia, Feb. 8, 1993
 11, Chuck Graham at North Carolina, Jan. 26, 1994
 11, Ron Hale at Wake Forest, Jan. 4, 2000
 11, Damous Anderson at Georgia Tech, Feb. 21, 2000
 11, Monte Cummings at North Carolina, Feb. 17, 2002
 11, Tim Pickett at Wake Forest, Jan. 26, 2003
 11, Toney Douglas vs. Wake Forest, Feb. 11, 2008

Field Goals Attempted

32, Al Thornton at Duke, Feb. 4, 2006
 27, Bob Sura at Duke, Jan. 22, 1994
 24, Sam Cassell at Wake Forest, Jan. 11, 1992
 24, Bob Sura at Maryland, Feb. 13, 1993
 24, Bob Sura at Wake Forest, Jan. 7, 1995
 24, Al Thornton at Miami, March 3, 2007
 23, Sam Cassell at Maryland, Feb. 5, 1992
 23, James Collins vs. Maryland, Jan. 10, 1995
 23, Al Thornton vs. Maryland, Jan. 30, 2007
 22, Toney Douglas vs. Duke, Jan. 10, 2009
 22, Bob Sura vs. Clemson, Feb. 20, 1993
 22, Jason Rich vs. Wake Forest, Feb. 14, 2008
 21, Sam Cassell vs. Virginia, Jan. 4, 1992
 21, Ron Hale vs. NC State, Jan. 23, 1999

Field Goal Percentage

(Minimum 5 FGM)
 1.000, Rodney Dobard (6-6) at Georgia Tech, Jan. 23, 1992
 1.000, Kirk Luchman (6-6) at Georgia Tech, Feb. 28, 1996
 1.000, Monte Cummings (6-6) at Georgia Tech, Jan. 27, 2001
 1.000, Mike Mathews (6-6) at Wake Forest, Feb. 10, 2001
 .909, Doug Edwards (10-11) vs. NC State, March 13, 1992
 .889, Terrell Baker (8-9) vs. NC State, Jan. 28, 1998
 .875, Rodney Dobard (7-8) vs. NC State, Jan. 25, 1992
 .875, Bob Sura (7-8) vs. NC State, Jan. 16, 1993
 .875, Corey Louis (7-8) vs. Clemson, Jan. 11, 1997
 .857, Rodney Dobard (6-7) at Maryland, Jan. 18, 1992
 .857, Sam Cassell (12-14) at Clemson, Jan. 20, 1993
 .857, Uche Echeu (6-7) at NC State, Jan. 13, 2009
 .857, Delvon Arrington (6-7) vs. Georgia Tech, Feb. 11, 1999
 .818, Rodney Dobard (9-11) vs. Wake Forest, Feb. 10, 1993

3-Pointers Made

7, Andrew Wilson at North Carolina, Feb. 22, 2004
 7, Von Wafer vs. Wake Forest, Jan. 18, 2005
 7, Toney Douglas at Miami, Jan. 21, 2009
 7, Andrew Wilson vs. Virginia, Feb. 18, 2006
 6, Sam Cassell at Wake Forest, Jan. 11, 1992
 6, Sam Cassell vs. Georgia Tech, Feb. 15, 1992
 6, Sam Cassell at Clemson, Jan. 20, 1993
 6, Tim Pickett at Virginia, Jan. 29, 2003
 6, Tim Pickett vs. Virginia, March 1, 2003
 6, Tim Pickett vs. Georgia Tech, Feb. 3, 2004
 6, Tim Pickett vs. Duke, Feb. 29, 2004

6, Tim Pickett vs. NC State, March 12, 2004
 5, Chuck Graham vs. North Carolina, Feb. 27, 1992
 5, Sam Cassell vs. North Carolina, Feb. 27, 1992
 5, Bob Sura at Wake Forest, Feb. 10, 1994
 5, Chuck Graham at Wake Forest, Feb. 10, 1994
 5, Chuck Graham at North Carolina, Feb. 26, 1994
 5, James Collins vs. Clemson, Jan. 17, 1996
 5, James Collins at Clemson, Feb. 17, 1996
 5, James Collins at North Carolina, Feb. 24, 1996
 5, Geoff Brower at North Carolina, Feb. 24, 1996
 5, James Collins vs. Wake Forest, March 7, 1997
 5, Adrian Crawford at Virginia, Dec. 1, 1998
 5, Von Wafer at Miami (Fla.), Jan. 15, 2003
 5, Von Wafer at NC State, Jan. 26, 2005
 5, Deividus Dulkys at North Carolina, Feb. 24, 2010

3-Pointers Attempted

14, Toney Douglas at Miami, Jan. 21, 2009
 13, James Collins at Clemson, Feb. 17, 1996
 13, Tim Pickett at North Carolina, Feb. 22, 2004
 12, Sam Cassell at North Carolina, Jan. 27, 1993
 12, Bob Sura vs. North Carolina, Feb. 27, 1993
 12, James Collins vs. Wake Forest, Jan. 6, 1996
 12, James Collins vs. Clemson, Jan. 11, 1997
 12, Tim Pickett vs. Duke, Feb. 29, 2004
 12, Von Wafer vs. Wake Forest, Jan. 18, 2005
 12, Isaiah Swann vs. North Carolina, Feb. 3, 2008
 11, Sam Cassell at Wake Forest, Jan. 11, 1992
 11, Bob Sura vs. Maryland, Jan. 10, 1995
 11, James Collins vs. Maryland, Jan. 10, 1995
 11, Tim Pickett at Georgia Tech, Jan. 14, 2003
 11, Tim Pickett at Wake Forest, Jan. 26, 2003
 11, Tim Pickett vs. Virginia, March 1, 2003
 11, Tim Pickett at Clemson, Jan. 13, 2004
 11, Andrew Wilson vs. Virginia, Feb. 18, 2006
 11, Deividus Dulkys at North Carolina, Feb. 24, 2010

FSU INDIVIDUAL RECORDS IN ACC GAMES

3-Point Percentage (Minimum 3 FGM)

1.000, Sam Cassell (6-6) at Clemson, Jan. 20, 1993
 1.000, Geoff Brower (5-5) at North Carolina, Feb. 24, 1996
 1.000, Adrian Crawford (4-4) vs. Wake Forest, Jan. 20, 1999
 1.000, Delvon Arrington (3-3) at Virginia, Jan. 16, 2001
 1.000, Adrian Crawford (4-4) at North Carolina, Feb. 22, 2001
 1.000, Michael Joiner (3-3) vs. Virginia, March 1, 2003
 1.000, Derwin Kitchen (3-3) at Virginia Tech, Feb. 21, 2009
 1.000, Solomo Alabi (8-8) at Boston College, Feb. 24, 2009
 1.000, Toney Douglas (3-3) at Virginia Tech, Jan. 29, 2008
 1.000, Derwin Kitchen (3-3) vs. Maryland, Feb. 4, 2010
 .833, Chuck Graham (5-6) at North Carolina, Feb. 26, 1994
 .800, Kerry Thompson (4-5) vs. Virginia, Jan. 8, 1997
 .800, Ron Hale (4-5) at Wake Forest, Jan. 4, 2000
 .800, Damous Anderson (4-5) at North Carolina, Jan. 22, 2000
 .750, Bob Sura (3-4) vs. NC State, Jan. 16, 1993
 .750, Terrell Baker (3-4) at NC State, Jan. 3, 1998
 .750, Terrell Baker (3-4) at Maryland, Jan. 7, 1998
 .750, Ron Hale (3-4) vs. Clemson, Jan. 12, 1999
 .750, Delvon Arrington (3-4) vs. Georgia Tech, March 2, 2002

Free Throws Made

15, Al Thornton vs. Duke, March 1, 2006
 14, Toney Douglas at Miami, Jan. 21, 2008
 14, Doug Edwards vs. Clemson, Feb. 8, 1992
 13, Toney Douglas vs. North Carolina, Jan. 28, 2009
 12, Al Thornton at Clemson, Feb. 7, 2007
 11, Doug Edwards at NC State, Feb. 10, 1992
 11, Ron Hale at Wake Forest, Jan. 4, 2000
 11, Tim Pickett vs. North Carolina, Jan. 22, 2004
 11, Al Thornton vs. Wake Forest, Jan. 27, 2007
 11, Al Thornton at Miami, March 3, 2007
 11, Toney Douglas vs. Clemson, Feb. 19, 2008
 10, Sam Cassell vs. Clemson, Feb. 20, 1993
 10, Scott Shepard vs. Maryland, Feb. 10, 1996
 10, James Collins at Maryland, March 4, 1996
 10, Ron Hale vs. Maryland, Feb. 29, 1997
 10, Monte Cummings vs. Georgia Tech, March 2, 2002
 10, Anthony Richardson at Georgia Tech, Jan. 14, 2003
 10, Alexander Johnson vs. Duke, March 1, 2006
 10, Alexander Johnson vs. Clemson, Feb. 1, 2006
 9, Bob Sura vs. Virginia, Feb. 8, 1993
 9, Doug Edwards at Maryland, Feb. 13, 1993
 9, Bob Sura at Duke, Feb. 24, 1993
 9, Bob Sura vs. Virginia, Jan. 4, 1995
 9, Bob Sura vs. NC State, Jan. 15, 1995
 9, Ron Hale vs. Georgia Tech, Feb. 11, 1999
 9, Alexander Johnson vs. Clemson, Jan. 12, 2005

Free Throws Attempted

16, Al Thornton vs. Duke, March 1, 2006
 15, Ron Hale vs. Maryland, Feb. 29, 1997
 15, Al Thornton at Clemson, Feb. 7, 2007
 15, Toney Douglas vs. Miami, Jan. 21, 2009
 14, Doug Edwards vs. Clemson, Feb. 8, 1992
 14, Doug Edwards at Maryland, Feb. 13, 1993
 14, Toney Douglas vs. Clemson, Feb. 19, 2008
 14, Toney Douglas vs. North Carolina, Jan. 28, 2009
 13, Bob Sura vs. Virginia, Feb. 8, 1993
 13, Bob Sura vs. Maryland, Feb. 12, 1994
 13, Tim Pickett vs. North Carolina, Jan. 22, 2004
 13, Alexander Johnson vs. Duke, March 1, 2006
 13, Al Thornton vs. Wake Forest, Jan. 27, 2007
 12, Doug Edwards at NC State, Feb. 10, 1992
 12, Bob Sura vs. NC State, March 13, 1992
 12, Bob Sura vs. NC State, Jan. 15, 1995
 12, Ron Hale at Wake Forest, Jan. 4, 2000
 12, Ralph Mims vs. Miami, March 8, 2008
 12, Toney Douglas vs. Miami, March 8, 2008
 12, Toney Douglas at Clemson, Feb. 5, 2009
 11, Bob Sura at Virginia, Jan. 6, 1993
 11, Sam Cassell vs. Clemson, Feb. 20, 1993
 11, Bob Sura at Duke, Feb. 24, 1993
 11, Nigel Dixon vs. Virginia, Feb. 20, 2002
 11, Monte Cummings vs. Georgia Tech, March 2, 2002
 11, Alexander Johnson vs. Clemson, Jan. 12, 2005
 11, Von Wafer vs. Georgia Tech, Feb. 20, 2005
 11, Toney Douglas vs. Clemson, Jan. 28, 2009

Free Throw Percentage (Minimum 7 FTM)

1.000, Doug Edwards (14-14) vs. Clemson, Feb. 8, 1992
 1.000, Randell Jackson (7-7) vs. Virginia, Feb. 28, 1998
 1.000, Ron Hale (8-8) vs. NC State, Jan. 23, 1999
 1.000, Ron Hale (7-7) at Maryland, Jan. 27, 1999
 1.000, Ron Hale (9-9) vs. Georgia Tech, Feb. 11, 1999
 1.000, Antwuan Dixon (8-8) vs. Virginia, Feb. 26, 2000
 1.000, Anthony Richardson (10-10) at Georgia Tech, Jan. 14, 2003
 1.000, Tim Pickett (8-8) vs. Virginia, March 1, 2003
 1.000, Tim Pickett (7-7) vs. Georgia Tech, Feb. 3, 2004
 1.000, Alexander Johnson (7-7) vs. Virginia, Feb. 18, 2006
 1.000, Al Thornton (9-9) at Boston College, Jan. 23, 2007
 1.000, Al Thornton (11-11) at Miami, March 3, 2007

Offensive Rebounds

8, Corey Louis at Virginia, Feb. 4, 1995
 7, Doug Edwards at Virginia, Jan. 6, 1993
 7, Doug Edwards vs. Duke, Jan. 24, 1993
 7, Doug Edwards at North Carolina, Jan. 27, 1993
 7, Doug Edwards vs. NC State, Feb. 10, 1993
 7, Doug Edwards vs. Clemson, March 12, 1993
 7, Corey Louis vs. Clemson, Feb. 18, 1995
 7, Kirk Luchman at Wake Forest, Jan. 25, 1997
 7, Ron Hale vs. NC State, Jan. 23, 1999
 7, Michael Joiner at NC State, Feb. 25, 2001
 7, Nigel Dixon vs. Georgia Tech, March 2, 2002
 7, Al Thornton at Maryland, Dec. 19, 2004
 7, Al Thornton vs. Duke, Feb. 4, 2006
 6, Doug Edwards vs. Georgia Tech, Jan. 31, 1993
 6, Randell Jackson at Georgia Tech, Jan. 15, 1997
 6, Nigel Dixon vs. Duke, Jan. 6, 2002
 6, Nigel Dixon vs. Maryland, Feb. 27, 2002
 6, Ryan Reid vs. North Carolina, March 4, 2008

Defensive Rebounds

12, Rodney Dobard at North Carolina, Dec. 15, 1991
 12, Michael Joiner at Wake Forest, Jan. 9, 2001
 11, Bob Sura vs. NC State, Jan. 15, 1995
 11, Tim Pickett vs. North Carolina, Dec. 22, 2002
 11, Al Thornton at Maryland, Feb. 21, 2007
 10, Oliver Simmons at NC State, Feb. 2, 2000
 10, Tim Pickett at Duke, Jan. 29, 2004
 10, Adam Waleskowski at Maryland, Dec. 19, 2004
 10, Alexander Johnson vs. Virginia, Feb. 18, 2006
 10, Al Thornton at Virginia, Feb. 17, 2007
 10, Uche Echefu vs. Miami, Feb. 18, 2009
 10, Uche Echefu at Duke, March 3, 2009
 9, Doug Edwards at Georgia Tech, Jan. 23, 1992
 9, Bob Sura vs. Maryland, Jan. 10, 1995
 9, Kirk Luchman vs. Wake Forest, March 1, 1997
 9, Corey Louis at Virginia, Feb. 4, 1998
 9, Delvon Arrington at Maryland, Feb. 14, 2001
 9, Delvon Arrington vs. Georgia Tech, Feb. 28, 2001
 9, Tim Pickett at Virginia, Jan. 18, 2004
 9, Tim Pickett at North Carolina, Feb. 22, 2004
 9, Chris Singleton at Maryland, Jan. 10, 2010
 8, Doug Edwards vs. Virginia, Feb. 8, 1993
 8, Doug Edwards vs. Maryland, Feb. 13, 1993
 8, Doug Edwards vs. Clemson, March 12, 1993
 8, Delvon Arrington at Clemson, Feb. 12, 2000
 8, Tim Pickett vs. Duke, Feb. 2, 2003
 8, Tim Pickett vs. Virginia, March 1, 2003
 8, Alexander Johnson at Virginia, Feb. 9, 2005
 8, Al Thornton vs. Duke, Feb. 4, 2006
 8, Uche Echefu at NC State, Feb. 27, 2008
 8, Uche Echefu at Clemson, Jan. 12, 2008
 8, Uche Echefu at Wake Forest, Jan. 20, 2008
 8, Uche Echefu vs. North Carolina, March 14, 2008

Total Rebounds

17, Michael Joiner at Wake Forest, Jan. 9, 2001
 16, Al Thornton at Virginia, Feb. 17, 2007
 15, Rodney Dobard at Maryland, Jan. 18, 1992
 15, Doug Edwards vs. Clemson, March 12, 1993
 15, Al Thornton at Duke, Feb. 4, 2006
 15, Al Thornton at Maryland, Feb. 21, 2007
 14, Adam Waleskowski at Maryland, Dec. 19, 2004
 14, Chris Singleton at Maryland, Jan. 10, 2010
 13, Doug Edwards at Maryland, Jan. 18, 1992

13, Doug Edwards vs. Maryland, Feb. 5, 1992
 13, Bob Sura at Virginia, Feb. 4, 1995
 13, Al Thornton at Maryland, Dec. 19, 2004
 13, Alexander Johnson vs. Virginia, Feb. 18, 2006
 13, Alexander Johnson vs. Duke, March 1, 2006
 13, Al Thornton vs. Miami, March 5, 2006
 12, Rodney Dobard at North Carolina, Dec. 15, 1991
 12, Doug Edwards vs. Virginia, Jan. 4, 1992
 12, Rodney Dobard vs. Maryland, Feb. 5, 1992
 12, Doug Edwards vs. North Carolina, Feb. 27, 1992
 12, Bob Sura vs. NC State, Jan. 15, 1995
 12, Corey Louis at Virginia, Feb. 4, 1995
 12, Randell Jackson vs. Wake Forest, March 1, 1997
 12, Nigel Dixon vs. Duke, Jan. 6, 2002

Assists

13, Delvon Arrington at Georgia Tech, Jan. 9, 1999
 12, Bob Sura vs. NC State, Jan. 15, 1995
 11, Charlie Ward at Georgia Tech, Jan. 23, 1992
 10, Charlie Ward vs. NC State, Jan. 16, 1993
 10, Kerry Thompson vs. North Carolina, Jan. 22, 1997
 10, Delvon Arrington at Georgia Tech, Jan. 19, 2000
 vs. Georgia Tech, Feb. 21, 2000
 vs. North Carolina, Feb. 23, 2000
 at Maryland, March 1, 2000
 vs. Duke, Jan. 6, 2002
 10, Derwin Kitchen at Duke, Jan. 27, 2010
 9, Sam Cassell at Virginia, Jan. 6, 1993
 9, Bob Sura at Wake Forest, Jan. 8, 1994
 9, Charlie Ward at Wake Forest, Feb. 10, 1994
 9, Kerry Thompson vs. Duke, Feb. 15, 1997
 9, Delvon Arrington vs. Georgia Tech, March 2, 2002
 9, Nate Johnson vs. Georgia Tech, Feb. 3, 2004
 9, Todd Galloway at Virginia, Feb. 9, 2005

Blocked Shots

9, Corey Louis vs. Maryland, Jan. 10, 1995
 7, Rodney Dobard vs. Maryland, Jan. 13, 1993
 7, Solomon Alabi vs. Boston College, Feb. 14, 2010
 6, Rodney Dobard at Wake Forest, Jan. 9, 1993
 6, Rodney Dobard at North Carolina, Jan. 27, 1993
 6, Rodney Dobard at NC State, Feb. 17, 1993
 6, Randell Jackson vs. Virginia, Feb. 28, 1998
 6, David Anderson vs. Duke, Jan. 21, 2000
 6, Delvon Arrington at Georgia Tech, Jan. 27, 2001
 5, Rodney Dobard at Duke, Feb. 24, 1993
 5, Randell Jackson vs. Wake Forest, Jan. 6, 1996
 5, Corey Louis vs. North Carolina, Jan. 24, 1996
 5, Corey Louis vs. Maryland, Feb. 10, 1996
 5, Karim Shabazz at Virginia, Dec. 1, 1998
 5, Mike Mathews vs. Virginia, Feb. 17, 2001
 5, Anthony Richardson vs. Georgia Tech, Feb. 15, 2003
 5, Alexander Johnson vs. Virginia, Feb. 18, 2006
 5, Solomon Alabi at Clemson, Feb. 7, 2009
 5, Chris Singleton vs. Maryland, Jan. 17, 2009

Steals

9, Bob Sura at Georgia Tech, March 2, 1995
 8, Charlie Ward at Wake Forest, Jan. 11, 1992
 7, Delvon Arrington at Clemson, Feb. 23, 2002
 6, Charlie Ward vs. Clemson, Feb. 8, 1992
 6, James Collins vs. NC State, Feb. 14, 1996
 6, Kerry Thompson vs. Maryland, Jan. 29, 1997
 6, Delvon Arrington at Georgia Tech, Jan. 27, 2001
 6, Ralph Mims vs. Duke, Jan. 16, 2008
 6, Toney Douglas vs. Virginia, Jan. 23, 2008
 6, Toney Douglas vs. Georgia Tech, Feb. 5, 2009
 5, Charlie Ward at Clemson, Feb. 16, 1994
 5, Bob Sura vs. Duke, Jan. 21, 1995
 5, Kerry Thompson at NC State, Jan. 3, 1998
 5, Delvon Arrington at North Carolina, Jan. 22, 1999
 5, Delvon Arrington vs. Virginia, Jan. 30, 1999
 5, Delvon Arrington at North Carolina, Feb. 7, 1999
 5, Delvon Arrington at North Carolina, Jan. 22, 2000
 5, Tim Pickett at Georgia Tech, Jan. 14, 2003
 5, Tim Pickett at Wake Forest, Feb. 25, 2004
 5, Tim Pickett at Georgia Tech, March 6, 2004
 5, Isaiah Swann at Virginia Tech, Feb. 25, 2006
 5, Derwin Kitchen vs. Duke, Jan. 10, 2009
 5, Derwin Kitchen vs. Wake Forest, March 3, 2010
 5, Chris Singleton vs. Boston College, Feb. 14, 2010

FSU TEAM RECORDS IN ACC GAMES

Most Points in a Game

111, vs. Wake Forest, Feb. 10, 1993
 110, vs. North Carolina, Feb. 27, 1992
 108, vs. Georgia Tech, Feb. 11, 1999
 105, vs. Maryland, Jan. 13, 1993
 102, vs. Clemson, Feb. 8, 1992
 102, vs. Clemson, Feb. 20, 1993
 100, vs. Virginia, Feb. 6, 1994
 100, vs. Maryland, Feb. 10, 1996
 99, vs. Virginia, Feb. 8, 1993
 98, vs. NC State, Jan. 25, 1992
 96, vs. Georgia Tech, Jan. 31, 1993
 96, at Duke, Feb. 4, 2006
 93, vs. NC State, March 13, 1992
 91, at Maryland, Jan. 18, 1992
 91, vs. Wake Forest, Jan. 18, 2005

First Half Points

57, vs. Wake Forest, Feb. 10, 1993
 53, vs. Clemson, Feb. 20, 1993
 52, vs. NC State, Jan. 15, 1995
 51, vs. Clemson, Feb. 8, 1992
 51, vs. Georgia Tech, Jan. 31, 1993
 50, at Clemson, March 3, 2001
 50, vs. North Carolina, Jan. 22, 2006
 49, at NC State, Feb. 10, 1992
 49, vs. Maryland, Jan. 30, 2007
 48, at North Carolina, Feb. 24, 2010
 47, vs. Virginia, Feb. 6, 1994
 47, at Virginia, Jan. 11, 2006
 47, vs. Miami, Jan. 20, 2007
 46, at North Carolina, Dec. 15, 1991
 46, vs. North Carolina, Feb. 27, 1992
 46, at North Carolina, Feb. 24, 1996
 46, vs. North Carolina, Jan. 22, 1997
 46, vs. Wake Forest, Jan. 18, 2005

Second Half Points

65, vs. Maryland, Jan. 13, 1993
 65, vs. Maryland, Feb. 10, 1996
 64, vs. North Carolina, Feb. 27, 1992
 57, vs. Virginia, Feb. 8, 1993
 56, at Virginia Tech, Jan. 29, 2008
 54, vs. Wake Forest, Feb. 10, 1993
 53, vs. Virginia, Feb. 6, 1994
 52, at Maryland, Feb. 13, 1993
 51, vs. NC State, Jan. 25, 1992
 51, vs. Clemson, Feb. 8, 1992
 51, vs. Virginia, Feb. 28, 1998
 51, vs. Georgia Tech, Feb. 11, 1999
 50, vs. NC State, March 13, 1992
 50, vs. Miami, Feb. 18, 2009

Field Goals Made

44, vs. Wake Forest, Feb. 10, 1993
 42, vs. Georgia Tech, Feb. 11, 1999
 42, at Duke, Feb. 4, 2006
 41, vs. Georgia Tech, Jan. 31, 1993
 41, vs. NC State, Jan. 15, 1995
 39, vs. North Carolina, Feb. 27, 1992
 39, vs. NC State, March 13, 1992
 37, vs. Maryland, Jan. 13, 1993
 37, vs. Clemson, Feb. 20, 1993
 37, vs. Maryland, Jan. 30, 2007
 36, at Wake Forest, Jan. 11, 1992
 36, vs. Duke, Jan. 24, 1993
 35, vs. NC State, Jan. 25, 1992
 35, at Clemson, Jan. 20, 1993
 35, vs. Virginia, Feb. 8, 1993
 35, at Georgia Tech, March 4, 1993

Field Goals Attempted

85, vs. Georgia Tech, Jan. 31, 1993
 85, at Duke, Feb. 4, 2006
 80, at Georgia Tech, Jan. 27, 1996
 79, vs. Georgia Tech, Feb. 11, 1999
 77, vs. Clemson, March 12, 1993
 76, vs. Duke, Jan. 24, 1993
 76, vs. Wake Forest, Feb. 10, 1993
 75, vs. North Carolina, March 11, 1994
 75, vs. Maryland, Jan. 10, 1995
 74, at Virginia, Jan. 6, 1993
 74, at Duke, Jan. 22, 1994

Field Goal Percentage

.639, vs. NC State (39-61), March 13, 1992
 .617, vs. Maryland (37-60), Jan. 30, 2007
 .615, vs. Wake Forest (24-39), Jan. 20, 1999
 .614, vs. Clemson (27-44), Jan. 17, 1996

.612, vs. NC State, Jan. 15, 1995
 .600, vs. Duke, Feb. 2, 2003
 .600, at Virginia, Jan. 11, 2006
 .596, at Miami, March 3, 2007
 .579, vs. Wake Forest, Feb. 10, 1993
 .578, at NC State (26-45), Jan. 3, 1998
 .574, vs. Maryland (31-54), Feb. 10, 1996
 .569, at North Carolina (29-51), Feb. 24, 1996
 .558, vs. Duke, Jan. 21, 1995
 .552, vs. Maryland, Jan. 13, 1993
 .547, vs. Wake Forest (29-53), Jan. 22, 1998

3-Pointers Made

15, at North Carolina, Feb. 21, 2004
 13, vs. North Carolina, Feb. 27, 1992
 13, at NC State, Feb. 15, 1995
 13, vs. Miami, Jan. 20, 2007
 12, at Clemson, Jan. 20, 1993
 12, at Wake Forest, Feb. 10, 1994
 12, at Clemson, Jan. 18, 1995
 12, vs. North Carolina, Feb. 25, 1995
 12, at Wake Forest, Feb. 25, 2004
 12, vs. Wake Forest, Jan. 18, 2005
 11, at North Carolina, Feb. 25, 1994
 11, at North Carolina, Feb. 24, 1996
 11, vs. Wake Forest, March 7, 1997
 11, vs. Virginia, March 1, 2003
 11, vs. Wake Forest, Jan. 25, 2004
 11, vs. Virginia, Feb. 18, 2006
 11, at Wake Forest, Jan. 24, 2006
 11, at Miami, Jan. 8, 2009
 11, at North Carolina, Feb. 24, 2010

3-Pointers Attempted

37, at North Carolina, Feb. 21, 2004
 34, vs. Maryland, Jan. 10, 1995
 32, at North Carolina, Feb. 25, 1994
 31, vs. North Carolina, March 11, 1994
 31, vs. North Carolina, Jan. 6, 1999
 31, at Virginia, Jan. 18, 2004
 31, at Georgia Tech, March 6, 2004
 31, at Miami, Jan. 18, 2009
 30, vs. Miami (Fla.), Feb. 22, 2005
 29, at Georgia Tech, Jan. 27, 1996
 29, vs. Wake Forest, Feb. 26, 2003
 29, at Virginia, Feb. 17, 2007
 28, at Virginia, Feb. 4, 1995
 28, vs. Clemson, Feb. 18, 1995
 28, vs. Wake Forest, Jan. 25, 2004
 27, at Clemson, Jan. 18, 1995
 27, at NC State, Feb. 15, 1995
 27, at Wake Forest, Feb. 7, 1996
 27, at NC State, Feb. 26, 1997
 27, at Wake Forest, Feb. 25, 2004
 27, at Wake Forest, Jan. 20, 2008

3-Point Percentage

.700, vs. Duke (7-10), Jan. 4, 2001
 .643, at North Carolina (9-14), Feb. 22, 2001
 .600, vs. Virginia (6-10), Feb. 17, 2001
 .647, at North Carolina (11-17), Feb. 24, 1996
 .591, vs. North Carolina (13-22), Feb. 27, 1992
 .571, vs. Wake Forest (8-14), Jan. 20, 1999
 .563, vs. Miami (9-16), Jan. 29, 2006
 .556, vs. North Carolina (10-18), Jan. 22, 2000
 .556, at Miami (10-18), March 6, 2010
 .550, vs. Virginia (11-20), Feb. 18, 2006
 .550, at Wake Forest (11-20), Jan. 24, 2006
 .533, at Virginia, Jan. 24, 2009
 .526, vs. North Carolina (10-19), Jan. 16, 2002
 .500, vs. Georgia Tech (10-20), Feb. 15, 1992
 .500, at Clemson (12-24), Jan. 20, 1993
 .500, vs. Wake Forest (7-14), Feb. 10, 1993
 .500, at Wake Forest (12-24), Feb. 10, 1994
 .500, at Virginia (6-12), Jan. 3, 1996
 .500, vs. Clemson (10-20), Jan. 17, 1996
 .500, vs. Maryland (9-18), Feb. 10, 1996
 .500, vs. Virginia (8-16), Feb. 28, 1998
 .500, vs. Clemson (9-18), March 4, 1999
 .500, at Virginia (8-16), Jan. 20, 2002
 .500, vs. Georgia Tech (71-64), Feb. 15, 2003
 .500, vs. Wake Forest (12-24), Jan. 18, 2005
 .500, vs. Georgia Tech (8-16), Jan. 13, 2007
 .500, at Duke (8-16), Feb. 4, 2007
 .500, vs. NC State (10-20), Feb. 24, 2007

Free Throws Made

37, vs. Clemson, Feb. 8, 1992
 32, vs. Duke, March 1, 2006
 32, vs. Miami, March 8, 2008
 31, vs. Virginia Tech, Jan. 17, 2007
 31, vs. Miami, Feb. 18, 2009
 29, vs. Maryland, Feb. 10, 1996
 29, vs. Clemson, Feb. 1, 2006
 28, vs. Virginia Tech, Jan. 7, 2006
 25, vs. Virginia, Feb. 8, 1993
 25, vs. Clemson, Feb. 15, 1998
 25, vs. NC State, Jan. 12, 2010
 24, vs. Virginia, Feb. 6, 1994
 24, vs. Virginia, Feb. 26, 2000
 24, vs. Maryland, Dec. 28, 2004
 23, at NC State, Feb. 10, 1992
 23, vs. Maryland, Jan. 13, 1993
 23, at Clemson, Jan. 13, 1998
 23, vs. NC State, Jan. 23, 1999
 23, vs. Clemson, Jan. 31, 2001
 23, at Maryland, Feb. 14, 2001
 22, vs. NC State, Jan. 25, 1992
 22, vs. Clemson, March 4, 1999
 22, at Miami, March 3, 2006
 22, vs. Wake Forest, Jan. 27, 2007
 22, vs. Miami, March 3, 2007
 22, at Maryland, Feb. 16, 2008

Free Throws Attempted

48, vs. Clemson, Feb. 8, 1992
 42, vs. Miami, March 8, 2008
 40, vs. Maryland, Feb. 10, 1996
 40, vs. Clemson, Feb. 15, 1998
 40, vs. Duke, March 1, 2006
 37, at Clemson, Jan. 13, 1998
 35, vs. Clemson, March 4, 1999
 35, at Maryland, Feb. 14, 2001
 35, vs. Clemson, Feb. 1, 2006
 35, vs. Virginia Tech, Jan. 7, 2006
 35, vs. Miami, Feb. 18, 2009
 34, vs. Maryland, Jan. 13, 1993
 34, vs. North Carolina, Jan. 20, 2002
 34, vs. Virginia Tech, Jan. 17, 2007
 34, vs. Georgia Tech, Feb. 5, 2009
 34, vs. NC State, Jan. 12, 2010
 33, at Maryland, Feb. 13, 1993
 33, vs. Virginia, Feb. 26, 2000
 33, vs. Clemson, Jan. 31, 2001
 33, vs. Maryland, Dec. 28, 2004
 33, vs. Clemson, Feb. 19, 2008
 32, vs. Virginia, Feb. 8, 1993
 32, at Maryland, Dec. 19, 2004
 31, vs. Maryland, Jan. 29, 1997
 31, vs. NC State, Jan. 23, 1999
 31, vs. NC State, Jan. 25, 2001
 31, vs. Georgia Tech, Feb. 20, 2005
 31, at Miami, March 5, 2006
 30, at NC State, Feb. 10, 1992
 30, vs. Virginia, Feb. 6, 1994
 30, vs. Maryland, Feb. 27, 1999
 30, vs. Wake Forest, Jan. 27, 2007

Free Throw Percentage

1.000, at Wake Forest (11-11), Jan. 25, 1997
 1.000, at Maryland (10-10), Feb. 16, 2008
 .950, vs. Georgia Tech (19-20), Feb. 3, 2004
 .941, at Maryland (16-17), Jan. 11, 1994
 .941, vs. Virginia (16-17), Feb. 28, 1999
 .930, at Boston College (15-16), Feb. 24, 2009
 .929, at Georgia Tech (13-14), Jan. 14, 2003
 .912, vs. Virginia Tech, Jan. 17, 2007
 .909, at Duke (10-11), Feb. 4, 2006
 .900, vs. North Carolina (9-9), Jan. 20, 2001
 .900, at Virginia Tech (9-10), Feb. 21, 2009
 .886, vs. Miami (32-35), Feb. 18, 2009
 .882, at Wake Forest (90-87), Feb. 25, 2004
 .875, vs. Maryland (14-16), Jan. 30, 2007
 .875, vs. Virginia Tech (14-16), March 8, 2009
 .867, vs. Georgia Tech (13-15), March 2, 1994
 .867, vs. Clemson (13-15), Feb. 18, 1995
 .864, at NC State, Feb. 27, 2008
 .857, at Georgia Tech (13-15), Jan. 13, 2007
 .850, vs. NC State, Jan. 26, 2008
 .842, at Clemson (16-19), March 3, 2001
 .833, at Maryland (20-24), March 4, 1996
 .833, vs. Virginia (10-12), Feb. 17, 2001
 .833, at NC State (15-18), Feb. 18, 2003
 .829, vs. Clemson (29-35), Feb. 1, 2006

.826, at Maryland (19-23), Jan. 27, 1999
 .818, at NC State (18-22), Jan. 26, 2005

Offensive Rebounds

26, at Georgia Tech, Jan. 15, 1997
 25, vs. Georgia Tech, Jan. 31, 1993
 25, vs. NC State, March 7, 1996
 23, vs. North Carolina, March 11, 1994
 23, vs. Clemson, Feb. 18, 1995
 23, vs. Georgia Tech, Feb. 18, 1998
 22, vs. Maryland, Jan. 10, 1995
 22, vs. Maryland, Feb. 27, 1999
 21, vs. North Carolina, Jan. 24, 1996
 21, at Maryland, Dec. 19, 2004

Defensive Rebounds

39, vs. Georgia Tech, Feb. 28, 2001
 37, vs. NC State, Jan. 15, 1995
 35, at Maryland, Dec. 19, 2004
 34, vs. Maryland, Jan. 13, 1993
 31, at Clemson, March 3, 2001
 30, vs. Wake Forest, Jan. 22, 1998
 30, vs. Duke, Jan. 6, 2002
 29, at Maryland, Jan. 18, 1992
 29, vs. Virginia, Feb. 6, 1994
 29, at Wake Forest, Jan. 7, 1995
 29, at NC State, Feb. 2, 2000
 29, vs. Clemson, Feb. 1, 2006
 28, vs. NC State, Jan. 25, 1992
 28, at Virginia, Jan. 6, 1993
 28, at Maryland, Jan. 7, 1998
 28, vs. Clemson, March 4, 1999
 28, at South Florida, Jan. 8, 2000
 28, vs. Clemson, Jan. 26, 2002
 28, vs. Clemson, Feb. 14, 2004
 28, at Duke, Feb. 4, 2006
 28, vs. Maryland, Feb. 22, 2006
 28, at Virginia, Feb. 17, 2007

Total Rebounds

56, at Maryland, Dec. 19, 2004
 54, vs. NC State, Jan. 15, 1995
 51, vs. NC State, March 7, 1996
 50, at Virginia, Jan. 6, 1993
 49, vs. Georgia Tech, Jan. 31, 1993
 49, at Georgia Tech, Jan. 15, 1996
 49, at Duke, Feb. 1, 2006
 48, at Wake Forest, Jan. 7, 1995
 47, vs. Virginia, Feb. 6, 1994

Assists

26, vs. NC State, Jan. 15, 1995
 24, at Georgia Tech, Jan. 23, 1992
 24, vs. Wake Forest, Feb. 10, 1993
 23, vs. NC State, March 13, 1992
 23, vs. Maryland, Jan. 13, 1993
 22, at Wake Forest, Jan. 11, 1992
 22, vs. North Carolina, Feb. 27, 1992
 22, at Clemson, Jan. 20, 1993
 21, vs. Clemson, Feb. 20, 1993
 21, at NC State, Feb. 15, 1995
 21, at Georgia Tech, Jan. 9, 1999
 21, vs. Miami, Jan. 20, 2007

Blocked Shots

14, vs. Maryland, Jan. 10, 1995
 11, vs. Virginia, Feb. 28, 1998

Steals

18, vs. NC State, Feb. 14, 1996
 16, at Wake Forest, Jan. 11, 1992
 16, vs. NC State, March 13, 1992
 16, at Georgia Tech, March 2, 1995
 15, vs. NC State, Jan. 25, 1992
 14, vs. Maryland, Dec. 28, 2004
 14, vs. Clemson, Feb. 1, 2006
 14, vs. Georgia Tech, Feb. 9, 2006
 14, vs. North Carolina, Feb. 3, 2008
 13, vs. North Carolina, Feb. 27, 1992
 13, at Wake Forest, Jan. 9, 1993
 13, at Georgia Tech, March 4, 1993
 13, at Georgia Tech, Jan. 27, 1996
 13, vs. Duke, Feb. 22, 1996

FSU TEAM RECORDS IN ACC GAMES

Turnovers

28, at Maryland, Feb. 13, 1993
 28, vs. Virginia Tech, Jan. 8, 2005
 25, at Maryland, Dec. 19, 2004
 24, at Duke, Jan. 6, 1992
 24, at Maryland, Feb. 11, 1995
 24, at Clemson, Jan. 13, 1998
 24, at Duke, Feb. 7, 2002
 23, at North Carolina, Jan. 27, 1993
 23, vs. Maryland, Feb. 12, 1994
 23, at Maryland, Jan. 27, 1999

23, vs. Maryland, Feb. 27, 1999
 23, vs. Maryland, March 5, 1999
 23, at NC State, Feb. 15, 2006
 23, vs. Virginia Tech, Jan. 16, 2010
 22, at Maryland, Jan. 11, 1994
 22, vs. Maryland, Jan. 29, 1997
 22, at Wake Forest, Feb. 20, 1999
 22, at Wake Forest, Dec. 16, 2001
 22, vs. Clemson, Jan. 12, 2005
 22, at North Carolina, Jan. 22, 2005
 22, at Virginia Tech, Jan. 24, 2009

Personal Fouls

36, vs. NC State, March 7, 1996
 32, at Clemson, Feb. 27, 2005
 31, vs. Clemson, March 4, 1999
 31, at Virginia, Jan. 20, 2002
 30, vs. North Carolina, March 14, 1992
 30, at Maryland, Jan. 7, 1998
 30, at Clemson, Jan. 13, 1998
 30, vs. Georgia Tech, Feb. 11, 1999
 29, vs. North Carolina, March 11, 1994
 29, at Virginia Tech, Jan. 29, 2008

28, at Duke, Feb. 4, 2006
 27, vs. Maryland, Feb. 5, 1992
 27, at Wake Forest, Feb. 7, 1996
 27, at Duke, Feb. 10, 1998
 27, at Wake Forest, Feb. 20, 1999
 27, vs. Maryland, Feb. 27, 1999
 27, at North Carolina, Feb. 17, 2002
 27, at North Carolina, Feb. 21, 2004
 27, at Wake Forest, Feb. 14, 2009

FSU MISCELLANEOUS ACC RECORDS

Largest Winning Margin

36, vs. Virginia (100-64), Feb. 6, 1994
 28, vs. NC State (107-79), Jan. 15, 1995
 26, vs. NC State (78-52), Feb. 24, 2007
 25, vs. Virginia (88-63), Feb. 28, 1998
 24, vs. Wake Forest (83-59), Jan. 22, 1998
 22, vs. NC State (98-76), Jan. 25, 1992
 22, vs. Maryland (100-78), Feb. 10, 1996

Largest Winning Margin on the Road

19, at Georgia Tech (75-56), Jan. 9, 1999
 19, at Virginia (69-59), Feb. 17, 2010
 18, at Clemson (89-71), Jan. 20, 1993
 15, vs. Boston College (62-47), Feb. 14, 2010
 13, at NC State (68-55), Jan. 3, 1998
 12, at North Carolina (86-74), Dec. 15, 1991

Largest Losing Margin

48, at North Carolina (103-55), Jan. 24, 1998
 42, at Duke (100-58), Feb. 4, 2001
 34, at North Carolina (98-64), Feb. 7, 1999
 33, at Clemson (78-45), Feb. 14, 1999
 33, at Duke (101-68), Feb. 16, 2000
 33, at Maryland (96-63), Jan. 26, 2002
 31, vs. Duke (85-54), Jan. 16, 2000
 31, at Duke (49-80), Feb. 7, 2002
 30, at North Carolina (100-70), Jan. 25, 1995
 29, vs. Clemson (78-49), Feb. 15, 1998

Best Record: 12-4, second place in 1992-93

Worst Record: 4-12 in 2000-01, 2001-02, 2002-03, 2004-05

Best League Finish: Second place twice (1991-92 and 1992-93)

Worst League Finish: Tenth place tie (2004-05)

Longest Winning Streak: 6, Jan. 31, 1993 - Feb. 24, 1993

Longest Home Winning Streak: 10, Feb. 1, 1992 - Feb. 27, 1993

Longest Road Winning Streak: 5, Jan. 11, 1992 - Feb. 18, 1992

Longest Losing Streak: 9, Jan. 27, 1999 - Feb. 27, 1999

Longest Home Losing Streak: 4, Jan. 30, 1999 - Feb. 27, 1999;
 Jan. 4, 2001 - Jan. 25, 2001;
 Jan. 22, 2005 - Feb. 22, 2005

Longest Road Losing Streak: 26, Dec. 16, 2001 - Jan. 26, 2005

Best First Half: 6-2 in 1992-93

Best Second Half: 6-2 in 1991-92 and 1992-93

Best Home Record: 7-1 in 1992-93

Best Road Record: 6-2 in 1991-92

Rodney Dobard, one of the most athletic players in school history, is the all-time Seminole leader with 240 career blocked shots. He set the school record for blocked shots in a single season with 111 during the 1992-93 season. Dobard played on three consecutive NCAA Tournament teams during his career at Florida State.



ACC SERIES ANATOMIES

Boston College (Series Tied, 3-3)

Last Florida State Win: Feb. 14, 2010; Home, 62-47
 Last Boston College Win: Feb. 24, 2009; Away, 72-67
 Hamilton vs. Boston College: 10-11 (3-3 at Florida State, 7-8 at Miami)
 Seminoles at Home: 2-1
 Seminoles on the Road: 1-2
 Seminoles on Neutral Courts: 0-0
 Seminoles since 1992: 3-3
 Longest Winning Streak: 1 (Feb. 23, 2008)
 Largest Margin of Victory: +15; 62-47, Home (Feb. 14, 2010)
 Largest Margin in Loss: -5; 72-67, Away (Feb. 24, 2009)
 Most Points Scored: 87-90; Away (Jan. 14, 2006)

Clemson (Florida State leads, 27-26)

Last Florida State Win: Feb. 28, 2009; Home, 73-66
 Last Clemson Win: Feb. 28, 2010; Home, 53-50
 Hamilton vs. Clemson: 6-11 (6-9 at Florida State, 0-2 at Miami)
 Seminoles at Home: 15-5
 Seminoles on the Road: 7-16
 Seminoles on Neutral Courts: 5-4
 Seminoles Since 1992: 22-19
 Longest Winning Streak: 5 (Jan. 19, 1994 - Jan. 17, 1996)
 Largest Margin of Victory: +42; 122-80, Home (Jan. 22, 1970)
 Largest Margin in Loss: -33; 45-78, Away (Feb. 14, 1999)
 Most Points Scored: 122-80; Home (Jan. 22, 1970)

Duke (Duke leads, 27-6)

Last Florida State Win: Feb. 4, 2007; Away, 68-67
 Last Duke Win: Jan. 27, 2010, Away, 70-56
 Hamilton vs. Duke: 3-7 (at Florida State)
 Seminoles at Home: 5-11
 Seminoles on the Road: 1-16
 Seminoles on Neutral Courts: 0-1
 Seminoles Since 1992: 5-26
 Longest Winning Streak: 2 (March 1, 2006-Feb. 4, 2007)
 Largest Margin of Victory: +5; 75-70, Home (Feb. 2, 2003); 79-74, Home (March 1, 2006)
 Largest Margin in Loss: -42; 100-58, Away (Feb. 4, 2001)
 Most Points Scored: 96-97; Away (Feb. 4, 2006)

Georgia Tech (Florida State leads, 32-27)

Last Florida State Win: Jan. 24, 2010, Home, 68-66
 Last Georgia Tech Win: Feb. 13, 2007; Home, 63-57
 Hamilton vs. Georgia Tech: 8-4 (6-4 at Florida State, 2-0 at Miami)
 Seminoles at Home: 17-10
 Seminoles on the Road: 13-15
 Seminoles on Neutral Courts: 2-1
 Seminoles Since 1992: 18-16
 Longest Winning Streak: 6 (Jan. 23, 1992 - March 2, 1994)
 Largest Margin of Victory: +58; 108-50, Home (Feb. 9, 1972)
 Largest Margin in Loss: -21; 79-58, Away (Jan. 26, 1996)
 Most Points Scored: 108-50; Home (Feb. 9, 1972)

Maryland (Maryland leads 28-9)

Last Florida State Win: Jan. 17, 2009; Home, 73-70 (OT)
 Last Maryland Win: Feb. 4, 2010; Home, 71-67
 Hamilton vs. Maryland: 3-8 (at Florida State)
 Seminoles at Home: 6-10
 Seminoles on the Road: 3-14
 Seminoles on Neutral Courts: 0-4
 Seminoles Since 1992: 9-28
 Longest Winning Streak: 2 (Jan. 13, 1993 - Feb. 13, 1993)
 Largest Margin of Victory: +22; 100-78, Home (Feb. 10, 1986)
 Largest Margin in Loss: -33; 63-96, Home (Feb. 27, 2002)
 Most Points Scored: 105-85; Home (Jan. 13, 1993)

Miami (Florida State leads, 36-25)

Last Florida State Win: Mar. 6, 2010; Away, 61-60
 Last Miami Win: Jan. 18, 2009, Away, 75-69
 Hamilton vs. Miami: 9-2 (8-2 at Florida State, 1-0 at Oklahoma State)
 Seminoles at Home: 24-5
 Seminoles on the Road: 12-20
 Seminoles on Neutral Courts: 0-0
 Seminoles Since 1992: 9-2
 Longest Winning Streak: 6 (December 6, 1968 - January 8, 1971)
 Largest Margin of Victory: +41; 104-63, Home (Jan. 9, 1970)
 Largest Margin in Loss: -37; 56-93, Away (Jan. 11, 1952)
 Most Points Scored: 114-106; Home (Jan. 8, 1971)

North Carolina (North Carolina leads, 39-9)

Last Florida State Win: Feb. 24, 2010; Away, 77-67
 Last North Carolina Win: Jan. 28, 2009; Away, 80-77
 Hamilton vs. North Carolina: 2-10 (2-9 at Florida State, 0-1 at Miami)
 Seminoles at Home: 4-11
 Seminoles on the Road: 4-20
 Seminoles on Neutral Courts: 2-6
 Seminoles Since 1992: 7-27
 Longest Winning Streak: 2 (Dec. 15, 1991 - Feb. 27, 1992; Feb. 24, 1996-Jan. 22, 1997)
 Largest Margin of Victory: +14; 110-96, Home (Feb. 27, 1992)
 Largest Margin in Loss: -48; 103-55, Away (Jan. 24, 1998)
 Most Points Scored: 110-96; Home (Feb. 27, 1992)

NC State (NC State leads, 27-17)

Last Florida State Win: Jan. 13, 2009; Away, 78-65
 Last NC State Win: Mar. 12, 2010; Away, 58-52
 Hamilton vs. NC State: 2-10 (at Florida State)
 Seminoles at Home: 10-6
 Seminoles on the Road: 5-15
 Seminoles on Neutral Courts: 2-6
 Seminoles Since 1992: 14-23
 Longest Winning Streak: 5 (Jan. 25, 1992 - Feb. 17, 1993)
 Largest Margin of Victory: +28; 107-79, Home (Jan. 15, 1995)
 Largest Margin in Loss: -25; 71-46, Away (Feb. 25, 2001)
 Most Points Scored: 107-79; Home (Jan. 15, 1995)

Virginia (Florida State leads, 17-16)


Last Florida State Win: Feb. 17, 2010; Away, 69-50
 Last Virginia Win: Feb. 17, 2007; Away, 73-70
 Hamilton vs. Virginia: 7-4 (at Florida State)
 Seminoles at Home: 12-6
 Seminoles on the Road: 6-9
 Seminoles on Neutral Courts: 0-0
 Seminoles Since 1992: 16-17
 Longest Winning Streak: 3 (Feb. 4, 1998 - Dec. 1, 1998); Feb. 17, 2004-Feb. 18, 2006); 3 (Jan. 23, 2008-Feb. Feb. 10, 2009)
 Largest Margin of Victory: +36; 100-64, Home (Feb. 6, 1994)
 Largest Margin in Loss: -20; 84-64 (Jan. 6, 1994)
 Most Points Scored: 100-64; Home (Feb. 6, 1994)

Virginia Tech (Florida State leads 23-17)

Last Florida State Win: Jan. 16, 2010; Home, 63-58
 Last Virginia Tech Win: Jan. 29, 2008; Away, 89-80
 Hamilton vs. Virginia Tech: 5-2 (at Florida State)
 Seminoles at Home: 14-4
 Seminoles on the Road: 6-12
 Seminoles on Neutral Courts: 3-1
 Seminoles since 1992: 6-2
 Longest Winning Streak: 5 (Jan. 26, 1991 - Jan. 4, 2003)
 Largest Margin of Victory: +29; 107-78, Home (Feb. 23, 1987)
 Largest Margin in Loss: -14; 71-85, Away (Jan. 14, 1985)
 Most Points Scored: 117; Home (March 1, 1989)

Wake Forest (Wake Forest leads, 23-16)

Last Florida State Win: Mar. 3, 2010; Home, 51-47
 Last Wake Forest Win: Feb. 14, 2009; Away, 86-63
 Hamilton vs. Wake Forest: 5-7 (5-6 at Florida State and 0-1 at Miami)
 Seminoles at Home: 10-6
 Seminoles on the Road: 4-15
 Seminoles on Neutral Courts: 2-2
 Seminoles Since 1992: 15-21
 Longest Winning Streak: 5 (Dec. 22, 1973 - Feb. 10, 1993)
 Largest Margin of Victory: +24; 83-59 (Jan. 22, 1998)
 Largest Margin in Loss: -39; 48-87 (Feb. 12, 2005)
 Most Points Scored: 111-94; Home (Feb. 10, 1993)



Zach Perkins, who earned 12 double-doubles during his career as a Seminole, earned four varsity letters from 1973-76. He helped lead the Seminoles to 75 wins during his four-year career.

MARGIN OF VICTORY

LARGEST MARGIN OF VICTORY

Rank	Margin	Opponent (Date)	Score
1.	+69	Valdosta (Dec. 12, 1970).....	134-65
2.	+67	Baptist (Feb. 5, 1977).....	139-72
3.	+64	Tampa (Dec. 6, 1965).....	121-57
4.	+60	South Dakota (Dec. 5, 1970).....	125-65
5.	+58	Georgia Tech (Feb. 19, 1972).....	108-50
6.	+57	Palm Beach Atlantic (Dec. 13, 1975).....	109-52
7.	+54	Central Florida (Nov. 25, 1988).....	133-79
8.	+53	Baptist College (Jan. 14, 1976).....	107-54
	+53	UNC-Asheville (Jan. 2, 1992).....	107-54
10.	+52	New Hampshire (Dec. 30, 1968).....	104-52
	+52	Savannah State (Nov. 20, 2002).....	93-41
12.	+51	Florida Atlantic (Dec. 1, 1993).....	110-59
13.	+48	Valdosta State (Dec. 12, 1970).....	111-63
14.	+47	Alabama A&M (Dec. 31, 2009)h.....	81-34
15.	+46	Florida International (Dec. 2, 1987).....	121-75
	+46	Rider (Jan. 4, 1989).....	113-67
	+46	Campbell (Dec. 29, 2001).....	93-47
18.	+45	Valdosta State (Dec. 2, 1968).....	120-75
	+45	Valdosta State (Feb. 24, 1976).....	106-61
	+45	Eckerd (Nov. 27, 1978).....	116-71
	+45	Nicholls State (Nov. 26, 2004).....	99-54
22.	+44	Jacksonville (Dec. 21, 2004).....	101-57
23.	+43	Rollins (Feb. 11, 1960).....	101-58
	+43	Samford (Jan. 16, 1971).....	122-79
	+43	East Tennessee State (Jan. 8, 1972).....	106-63

Rank	Margin	Opponent (Date)	Score
26.	+42	Clemson (Jan. 22, 1970).....	122-80
	+42	South Alabama (Feb. 23, 1974).....	105-63
	+42	Stetson (Nov. 18, 2009).....	80-38
29.	+41	Jacksonville (Feb. 16, 1968).....	106-65
	+41	Miami (Fla.) (Jan. 9, 1970).....	104-63
	+41	Chattanooga (Feb. 1, 1975).....	111-70
32.	+40	SW Louisiana (Jan. 24, 1976).....	110-70
	+40	Purdue (Nov. 29, 2005).....	97-57
	+40	Texas A&M Corpus Christi (Jan. 4, 2010).....	94-54

LARGEST MARGIN OF DEFEAT

Rank	Margin	Opponent (Date)	Score
1.	-52	West Virginia (Jan. 30, 1958).....	51-103
2.	-48	North Carolina (Jan. 25, 1995).....	55-103
3.	-45	North Carolina (Dec. 31, 1985).....	64-109
4.	-43	Duke (Feb. 4, 2001).....	58-101
5.	-40	The Citadel (Feb. 15, 1960).....	60-100
	-40	Southern Mississippi (Feb. 8, 1986).....	96-102
7.	-39	Marshall (Feb. 1, 1958).....	68-107
8.	-35	North Carolina (Dec. 16, 1965).....	80-115
9.	-34	North Carolina (Feb. 7, 1999).....	98-64
10.	-33	Clemson (Feb. 14, 1999).....	45-78
	-33	Duke (Feb. 16, 2000).....	68-101
	-33	Maryland (March 8, 2002).....	59-85

TOURNAMENT HISTORY

CHAMPIONSHIPS

NAIB District 25 – 1950-51
 NAIB District 25 – 1954-55
 Savannah Invitational – 1962-63
 Civitan Classic – 1968-69
 Gator Bowl – 1969-70
 Civitan Classic – 1971-72
 Far West Classic – 1971-72
 Senior Bowl – 1971-72
 NCAA Mideast – 1971-72
 Big Sun – 1973-74
 Big Sun – 1977-78
 Birmingham Classic – 1977-78
 Cotton States Classic – 1980-81
 Red Lobster Classic – 1986-87
 Metro Conference – 1990-91
 Global Sports Classic – 2008-09
 Old Spice Classic – 2009-10

APPEARANCES

In-Season

1950-51 NAIB District 25 (2-0, Champions)
 1950-51 NAIB Nationals (2-1, Quarterfinals)
 1951-52 Gator Bowl (0-3, Round Robin)
 1951-52 NAIB District 25 (1-1, Second)
 1952-53 NAIB District 25 (1-1, Second)
 1954-55 Gator Bowl (1-1, Third)
 1954-55 NAIB District 25 (2-0, Champions)
 1954-55 NAIB Nationals (1-1, Second Round)
 1955-56 Carousel Tournament (1-2, Sixth)
 1955-56 Orange Bowl (1-2, Seventh)
 1956-57 Senior Bowl (1-1, Third)
 1957-58 Senior Bowl (1-1, Third)
 1958-59 Citadel Invitational (0-2, Fourth)
 1959-60 Gator Bowl (1-1, Second)
 1960-61 Gator Bowl (0-1)
 1962-63 Savannah Invitational (3-0, Champions)
 1963-64 Gator Bowl (1-1, Third)
 1964-65 Vanderbilt Invitational (1-1, Third)
 1964-65 All College Tournament (1-2, Seventh)
 1965-66 Tampa Invitational (1-1, Second)

1967-68 Milwaukee Classic (1-1, Third)
 1967-68 Evansville Tournament (1-1, Second)
 1968-69 Florida Sunshine Classic (2-0, Champions)
 1969-70 Gator Bowl (2-0, Champions)
 1970-71 Florida Sunshine Classic (1-1, Second)
 1970-71 Sun Bowl (0-2)
 1971-72 Civitan Classic (2-0, Champions)
 1971-72 Far West Classic (3-0, Champions)
 1971-72 Senior Bowl (2-0, Champions)
 1972-73 Marshall Invitational (1-1, Third)
 1972-73 Dayton Invitational (1-1, Third)
 1972-73 All College (2-1, Third)
 1973-74 Steel Bowl (1-1, Second)
 1973-74 Big Sun Classic (2-0, Champions)
 1973-74 Mercer Bear Classic (1-1, Third)
 1973-74 Bluebonnet Classic (1-1, Second)
 1973-74 Big Sun (2-0, First)
 1974-75 Louisville Holiday (1-1, Second)
 1975-76 Big Sun (1-1, Second)
 1975-76 Far West Classic (1-2, Seventh)
 1976-77 IPTAY Tournament (1-1, Second)
 1976-77 Cable Car Classic (1-1, Second)
 1976-77 Vermont Classic (1-1, Third)
 1977-78 Big Sun (2-0, First)
 1977-78 Birmingham Classic (2-0, First)
 1977-78 Pillsbury Classic (1-1, Second)
 1978-79 Dayton Invitational (1-1, Second)
 1978-79 Old Dominion Classic (1-1, Second)
 1980-81 Cotton States Classic (2-0, First)
 1981-82 Florida Four (1-1, Second)
 1981-82 Dayton Invitational (1-1, Second)
 1982-83 Florida Four (1-1, Third)
 1982-83 Cabrillo Classic (1-1, Third)
 1986-87 Red Lobster Classic (2-0, Champions)
 1987-88 Red Lobster Classic (1-1, Third)
 1988-89 Red Lobster Classic (1-1, Second)
 1989-90 Great Alaska Shootout (1-2, Fifth)
 1989-90 ECAC Holiday Festival (1-1, Third)
 1992-93 Preseason NIT (2-2, Fourth)
 1997-98 Preseason NIT (3-1, Second)
 1998-99 Rainbow Classic (2-1, Fifth)
 2000-01 Great Alaska Shootout (1-2, Seventh)

2002-03 Fiesta Bowl Classic (1-1, Third)
 2003-04 University of Pittsburgh Holiday Hoops
 Classic (3-1, Second)
 2004-05 Corpus Christi Caller Times Challenge (1-3)
 2006-07 Colonial Classic (3-1)
 2007-08 Glenn Wilkes Classic (1-2)
 2008-09 Global Sports Classic (4-0)
 2009-10 Old Spice Classic (3-0)

Conference

1948-49 Dixie Conference (1-2, Fourth)
 1949-50 Dixie Conference (1-1, Third)
 1950-51 Dixie Conference (1-1, Second)
 1976-77 Metro Tournament (0-1)
 1977-78 Metro Tournament (1-1, Second)
 1978-79 Metro Tournament (2-1, Second)
 1979-80 Metro Tournament (2-1, Second)
 1980-81 Metro Tournament (1-1, Fourth)
 1981-82 Metro Tournament (1-1, Third)
 1982-83 Metro Tournament (0-1)
 1983-84 Metro Tournament (1-1)
 1984-85 Metro Tournament (2-1, Second)
 1985-86 Metro Tournament (1-1)
 1986-87 Metro Tournament (0-1)
 1987-88 Metro Tournament (1-1)
 1988-89 Metro Tournament (1-1)
 1989-90 Metro Tournament (0-1)
 1990-91 Metro Tournament (3-0, Champions)
 1991-92 ACC Tournament (1-1)
 1992-93 ACC Tournament (0-1)
 1993-94 ACC Tournament (0-1)
 1994-95 ACC Tournament (0-1)
 1995-96 ACC Tournament (0-1)
 1996-97 ACC Tournament (0-1)
 1997-98 ACC Tournament (0-1)
 1998-99 ACC Tournament (1-1)
 1999-00 ACC Tournament (1-1)

TOURNAMENT HISTORY


2000-01	ACC Tournament (0-1)
2001-02	ACC Tournament (1-1)
2002-03	ACC Tournament (1-1)
2003-04	ACC Tournament (0-1)
2004-05	ACC Tournament (0-1)
2005-06	ACC Tournament (0-1)
2006-07	ACC Tournament (1-1)
2007-08	ACC Tournament (1-1)
2008-09	ACC Tournament (2-1)
2009-10	ACC Tournament (0-1)

Postseason

1967-68	NCAA Tournament (0-1)
1971-72	NCAA Tournament (4-1, Runners-Up)
1977-78	NCAA Tournament (0-1)
1979-80	NCAA Tournament (1-1)
1983-84	National Invitation Tournament (1-1)
1986-87	National Invitation Tournament (1-1)
1987-88	NCAA Tournament (0-1)
1988-89	NCAA Tournament (0-1)

1990-91	NCAA Tournament (1-1)
1991-92	NCAA Tournament (2-1)
1992-93	NCAA Tournament (3-1)
1996-97	National Invitation Tournament (4-1, Second)
1997-98	NCAA Tournament (1-1)
2003-04	National Invitation Tournament (1-1)
2005-06	National Invitation Tournament (1-1)
2006-07	National Invitation Tournament (2-1)
2007-08	National Invitation Tournament (0-1)
2008-09	NCAA Tournament (0-1)
2009-10	NCAA Tournament (0-1)

Greg Grady, one of the most imposing players to ever wear a Seminole uniform, is ranked fourth in school history in both career rebounds with 793 and double-doubles with 31. He led the Seminoles in rebounds in each of his final three seasons at Florida State.



IN-SEASON TOURNAMENTS

NAIB District 25 (Jacksonville, Fla.)

March 2, 1951	vs. Stetson	W	65-58	
March 3, 1951	vs. Georgia Teachers	W	69-67	(champions)

NAIB District 25 (DeLand, Fla.)

Feb. 28, 1952	vs. Miami (Fla.)	W	73-70	
Feb. 29, 1952	vs. Tampa	L	57-78	
March 4, 1953	vs. Mercer	W	87-77	
March 5, 1953	vs. Stetson	L	81-94	

NAIB District 25 (Tallahassee, Fla.)

Feb. 28, 1955	vs. Stetson	W	86-77	
March 1, 1955	vs. Georgia Teachers	W	91-83	(champions)

NAIB National Tournament (Kansas City, Mo.)

March 13, 1951	vs. South Dakota State	W	85-70	
March 14, 1951	vs. Pepperdine	W	61-59	
March 15, 1951	vs. Millikin	L	60-91	(quarterfinalists)
March 7, 1955	vs. Montana State	W	93-84	
March 9, 1955	vs. Beloit	L	88-110	

All-College Tournament (Oklahoma City, Okla.)

Dec. 28, 1964	vs. DePaul	L	44-52	
Dec. 29, 1964	vs. Creighton	L	77-85	
Dec. 30, 1964	vs. Rice	W	81-56	
Dec. 27, 1972	vs. Penn State	W	70-60	
Dec. 28, 1972	vs. Brigham Young	L	77-80	
Dec. 30, 1972	vs. Oklahoma City	W	94-80	

Big Sun Classic (St. Petersburg, Fla.)

Dec. 21, 1973	vs. Western Kentucky	W	107-87	
Dec. 22, 1973	vs. Wake Forest	W	66-48	(champions)
Dec. 19, 1975	vs. South Florida	W	78-51	
Dec. 20, 1975	vs. Alabama	L	72-76	
Dec. 9, 1977	vs. South Florida	W	76-67	
Dec. 10, 1977	vs. Seton Hall	W	94-63	(champions)

Birmingham Classic (Birmingham, Ala.)

Dec. 16, 1977	vs. Texas A&M	W	100-77	
Dec. 17, 1977	vs. Navy	W	82-55	(champions)

Bluebonnet Classic (Houston, Texas)

Jan. 4, 1974	vs. Texas A&M	W	99-79	
Jan. 5, 1974	vs. Houston	L	74-79	

Cable Car Classic (San Francisco, Calif.)

Dec. 17, 1976	vs. Santa Clara	W	94-80	
Dec. 18, 1976	vs. San Francisco	L	87-93	

Cabrillo Classic (San Diego, Calif.)

Dec. 29, 1982	at San Diego State	L	85-89	
Dec. 30, 1982	vs. Tulsa	W	92-80	

Carousel Tournament (Charlotte, N.C.)

Dec. 19, 1955	vs. Clemson	L	76-94	
Dec. 20, 1955	vs. Boston University	W	86-52	
Dec. 21, 1955	vs. Mississippi State	L	71-79	

The Citadel Invitational (Charleston, S.C.)

Dec. 19, 1958	vs. Miami (Fla.)	L	79-85	
Dec. 20, 1958	vs. Georgia	L	72-83	

Colonial Classic (Tallahassee, Fla. & Pittsburgh, Pa.)

Nov. 12, 2006	vs. McNeese State*	W	85-65	
Nov. 13, 2006	vs. Illinois State*	W	73-59	
Nov. 14, 2006	vs. SMU*	W	59-52	
Nov. 24, 2006	at Pittsburgh&	L	66-88	

* Games played in Tallahassee, Fla.
& Game played in Pittsburgh, Pa.

Corpus Christi Caller Times Challenge (Corpus Christi, Texas)

Nov. 22, 2004	vs. Texas A&M-Corpus Christi*	L	67-70	
Nov. 24, 2004	vs. Shawnee State*	W	88-65	
Nov. 27, 2004	vs. Kent State	L	59-69	
Nov. 28, 2004	vs. Texas A&M-Corpus ChristiL	70-71		

* Games played in Tallahassee, Fla.

Cotton States Classic (Atlanta, Ga.)

Dec. 19, 1980	vs. Missouri	W	68-64	
Dec. 20, 1980	vs. Georgia	W	64-62	(champions)

Dayton Invitational (Dayton, Ohio)

Dec. 22, 1972	vs. Alabama	L	68-74	
Dec. 23, 1972	vs. Northwestern	W	91-73	
Dec. 22, 1978	at Dayton	L	80-97	
Dec. 23, 1978	vs. Penn State	L	57-64	
Dec. 29, 1981	vs. UNC Charlotte	W	76-73	
Dec. 30, 1981	at Dayton	L	79-93	

ECAC Holiday Festival (New York, N.Y.)

Dec. 27, 1989	vs. NC State	L	72-90	
Dec. 29, 1989	vs. Rhode Island	W	95-76	

Evansville Tournament (Evansville, Ind.)

Dec. 29, 1967	vs. George Washington	W	94-69	
Dec. 30, 1967	vs. Evansville	L	67-76	

IN-SEASON TOURNAMENTS

Far West Classic (Portland, Ore.)

Dec. 27, 1971	vs. Washington	W	85-77	
Dec. 29, 1971	vs. Oregon State	W	73-72	
Dec. 30, 1971	vs. Washington State	W	85-61	(champions)
Dec. 26, 1975	vs. Washington	L	54-69	
Dec. 27, 1975	vs. Oregon State	L	75-78	
Dec. 28, 1975	vs. Colorado State	W	84-54	

Fiesta Bowl Classic (Tucson, Ariz.)

Dec. 28, 2002	vs. Boston University	L	69-84	
Dec. 30, 2002	vs. Davidson	W	82-66	

Florida Four Tournament (Tampa, Fla.)

Dec. 4, 1981	vs. Jacksonville	W	94-93 (OT)	
Dec. 5, 1981	vs. South Florida	L	67-82	

Florida Four Tournament (Gainesville, Fla.)

Dec. 10, 1982	vs. South Florida	L	77-90	
Dec. 11, 1982	vs. Jacksonville	W	81-66	

Florida Sunshine Classic (Jacksonville, Fla.)

Dec. 6, 1968	vs. Miami (Fla.)	W	111-84	
Dec. 7, 1968	vs. Jacksonville	W	93-88	(champions)
Dec. 7, 1970	vs. Southern Mississippi	W	117-84	
Dec. 8, 1970	vs. Jacksonville	L	108-114	
Dec. 6, 1971	vs. Stetson	W	90-54	
Dec. 7, 1971	vs. Jacksonville	W	90-83	(champions)

Gator Bowl Tournament (Jacksonville, Fla.)

Dec. 28, 1951	vs. Georgia	L	50-59	
Dec. 29, 1951	vs. Clemson	L	56-62	
Dec. 30, 1951	vs. Florida	L	51-61	
Dec. 27, 1954	vs. Florida	L	79-82	
Dec. 28, 1954	vs. Georgia	W	97-87	
Dec. 29, 1959	vs. Jacksonville	W	86-69	
Dec. 30, 1959	vs. Georgia	L	66-69	
Dec. 28, 1960	vs. Georgia	L	56-62	
Dec. 26, 1963	vs. Air Force	L	53-78	
Dec. 27, 1963	vs. Manhattan	W	85-81	
Dec. 29, 1969	vs. Army	W	86-51	
Dec. 30, 1969	vs. Florida	W	88-63	

Glenn Wilkes Classic (Daytona Beach, Fla.)

Nov. 16, 2007	vs. UAB	W	78-70	
Nov. 17, 2007	vs. Cleveland State	L	66-69 (OT)	
Nov. 18, 2007	vs. USF	L	67-68	

Global Sports Classic (Las Vegas, Nev.)

Nov. 22, 2008	vs. Coastal Carolina*	W	82-70	
Nov. 24, 2008	vs. Western Illinois*	W	67-55	
Nov. 28, 2008	vs. Cincinnati	W	58-47	
Nov. 29, 2008	vs. California	W	80-77	

*Games played in Tallahassee, Fla.

Great Alaska Shootout (Anchorage, Alaska)

Nov. 24, 1989	vs. Kansas State	L	70-71	
Nov. 25, 1989	vs. Alaska Anchorage	W	75-74	
Nov. 26, 1989	vs. Connecticut	L	60-63	
Nov. 23, 2000	vs. Ohio State	L	65-90	
Nov. 24, 2000	vs. DePaul	L	74-80	
Nov. 25, 2000	vs. Rhode Island	W	86-71	

IPTAY Tournament (Clemson, S.C.)

Nov. 26, 1976	vs. Toledo	W	70-66	
Nov. 27, 1977	vs. Clemson	L	92-108	

Louisville Holiday Classic (Louisville, Ky.)

Dec. 26, 1974	vs. Purdue	W	69-66	
Dec. 27, 1974	vs. Louisville	L	61-79	

Marshall Invitational (Marshall, W.V.)

Dec. 15, 1972	vs. Princeton	L	59-61	
Dec. 16, 1972	vs. Baylor	W	85-67	

Mercer Bear Classic (Macon, Ga.)

Dec. 27, 1973	vs. Indiana State	L	92-93	
Dec. 28, 1973	vs. Wisconsin-Milwaukee	W	84-82	

Milwaukee Classic (Milwaukee, Wisc.)

Dec. 15, 1967	vs. Marquette	L	58-78	
Dec. 16, 1967	vs. Louisiana State	W	130-100	

Old Dominion Classic (Norfolk, Va.)

Jan. 5, 1979	vs. Georgia Southern	W	96-83	
Jan. 6, 1979	vs. Old Dominion	L	76-80	

Old Spice Classic (Lake Buena Vista, Fla.)

Nov. 26, 2009	vs. Iona	W	54-49	
Nov. 27, 2009	vs. Alabama	W	60-51	
Nov. 29, 2009	vs. Marquette	W	57-56	(champions)

Orange Bowl Tournament (Miami, Fla.)

Dec. 28, 1955	vs. West Virginia	L	69-78	
Dec. 29, 1955	vs. Santa Clara	L	59-61	
Dec. 30, 1955	vs. New York University	W	85-83	

Pillsbury Classic (Minneapolis, Minn.)

Dec. 30, 1977	vs. Tulane	W	71-56	
Dec. 31, 1977	vs. Minnesota	L	74-88	

Pittsburgh Holiday Hoops Classic (Pittsburgh, Pa.)

Nov. 24, 2003	vs. Georgetown College*	W	81-67	
Dec. 18, 2003	vs. Wagner*	W	83-62	
Dec. 20, 2003	vs. Chicago State	W	47-42	
Dec. 22, 2003	vs. Pittsburgh	L	56-63	

*Games played in Tallahassee, Fla.

Preseason NIT

Nov. 18, 1992	vs. Siena	W	89-80	
Nov. 20, 1992	vs. Iowa State	W	109-86	
Nov. 25, 1992	vs. Indiana	L	78-81 (OT)	
Nov. 27, 1992	vs. UCLA	L	83-86	
Nov. 17, 1997	vs. Loyola (Md.)	W	89-72	
Nov. 19, 1997	vs. Utah State	W	66-55	
Nov. 26, 1997	vs. Connecticut	W	67-60	
Nov. 28, 1997	vs. Kansas	L	58-73	

Rainbow Classic (Honolulu, Hawaii)

Dec. 28, 1998	vs. Princeton	L	46-50	
Dec. 29, 1998	vs. Mississippi State	W	69-58	
Dec. 30, 1998	vs. Murray State	W	80-76 (OT)	

Red Lobster Classic (Orlando, Fla.)

Dec. 29, 1986	vs. Alcorn State	W	84-62	
Dec. 28, 1987	vs. Pittsburgh	L	71-72	
Dec. 29, 1987	vs. Central Florida	W	101-67	
Dec. 28, 1988	vs. Central Florida	W	97-64	
Dec. 29, 1988	vs. Villanova	L	67-68	
Dec. 30, 1987	vs. Tennessee	W	91-90 (OT)	(champions)

Savannah Invitational (Savannah, Ga.)

Dec. 27, 1962	vs. Georgia	W	77-69	
Dec. 28, 1962	vs. Alabama	W	49-48	
Dec. 29, 1962	vs. Georgia Southern	W	79-60	(champions)

Senior Bowl Tournament (Mobile, Ala.)

Jan. 2, 1957	vs. Morehead State	L	75-97	
Jan. 3, 1957	vs. Furman	W	108-96	
Jan. 1, 1958	vs. The Citadel	L	57-59	
Jan. 2, 1958	vs. Georgia	W	92-80	
Jan. 3, 1972	vs. Denver	W	88-70	
Jan. 4, 1972	vs. Saint Louis	W	63-62	(champions)

Steel Bowl Tournament (Pittsburgh, Pa.)

Dec. 7, 1973	vs. Clemson	W	65-58	
Dec. 8, 1973	vs. Pittsburgh	L	60-82	

Sun Bowl Tournament (El Paso, Texas)

Dec. 18, 1970	vs. Southern California	L	85-94	
Dec. 19, 1970	vs. Miami (Ohio)	L	64-67	

Tampa Invitational (Tampa, Fla.)

Dec. 20, 1965	vs. Virginia Military	W	65-64	
Dec. 21, 1965	vs. Auburn	L	58-59	

Vanderbilt Invitational (Nashville, Tenn.)

Dec. 18, 1964	vs. Oklahoma State	L	56-60	
Dec. 19, 1964	vs. Baylor	W	82-64	

Vermont Classic (Burlington, Vt.)

Dec. 29, 1976	vs. Army	L	71-72	
Dec. 30, 1976	vs. Vermont	W	76-67	

POSTSEASON TOURNAMENTS

NCAA APPEARANCES: 12

Overall Record: 12-11 (.522 winning percentage)
 Times To National Championship Game: 1 (1972)
 Times To Final Four: 1 (1972)
 Times To Elite Eight: 1 (1972)
 Times To Sweet 16: 3 (1972, 1992, 1993)

Overall Appearances

Year	Florida State Results	FSU Seed
1968	Midwest Regional First Round	n/a
1972	NCAA National Championship Game	n/a
1978	Midwest Regional First Round	n/a
1980	Midwest Regional Second Round	8
1988	West Regional First Round	12
1989	Southeast Regional First Round	4
1991	Southeast Regional Second Round	7
1992	West Regional Semifinals	3
1993	Southeast Regional Finals	3
1998	Midwest Regional Second Round	12
2009	East Regional First Round	5
2010	West Regional First Round	9

1968

Midwest Regional First Round
 Site: Kent, Ohio
 Date: March 9, 1968
 East Tennessee State 79, Florida State 69

1972

National Championship Game
 Midwest Regional First Round
 Site: Knoxville, Tenn.
 Date: March 11, 1972
 Florida State 83, Eastern Kentucky 81
 Midwest Regional Semifinals/Finals
 Site: Dayton, Ohio
 Dates: March 16-18, 1972
 Florida State 70, Minnesota 56
 Florida State 73, Kentucky 54

NCAA Semifinals/Finals
 Site: Los Angeles, Calif.
 Dates: March 23-25, 1972
 Florida State 79, North Carolina 75
 UCLA 81, Florida State 76

1978

Midwest Regional First Round
 Site: Knoxville, Tenn.
 Date: March 11, 1978
 Kentucky 85, Florida State 76

1980

Midwest Regional Second Round
 Site: Bowling Green, Ken.
 Dates: March 7-9, 1980
 No. 8 Florida State 94, No. 9 Toledo 91
 No. 1 Kentucky 97, No. 8 Florida State 78

1988

West Regional First Round
 Site: Los Angeles, Calif.
 Date: March 18, 1988
 No. 5 Iowa 102, No. 12 Florida State 98

1989

Southeast Regional First Round
 Site: Knoxville, Tenn.
 Date: March 16, 1989
 No. 13 Middle Tennessee State 97, No. 4 Florida State 83

1991

Southeast Regional Second Round
 Site: Louisville, Ken.
 Date: March 14-16, 1991
 No. 7 Florida State 75, No. 10 Southern California 72
 No. 2 Indiana 82, No. 7 Florida State 60

1992

West Regional Semifinals
 West Regional First and Second Rounds
 Site: Boise, Idaho
 Dates: March 19-21, 1992
 No. 3 Florida State 78, No. 14 Montana 68
 No. 3 Florida State 78, No. 6 Georgetown 68
 West Regional Semifinals
 Site: Albuquerque, N.M.
 Date: March 26, 1992
 No. 2 Indiana 85, No. 3 Florida State 74

1993

Southeast Regional Finals
 Southeast Regional First and Second Rounds
 Site: Orlando, Fla.
 Date: March 18-20, 1993
 No. 3 Florida State 82, No. 14 Evansville 70
 No. 3 Florida State 94, No. 11 Tulane 63
 Southeast Regional Semifinals and Finals
 Site: Charlotte, N.C.
 Date: March 25-27, 1993
 No. 3 Florida State 81, No. 7 Western Kentucky 78 (OT)
 No. 1 Kentucky 106, No. 3 Florida State 81

1998

Midwest Regional Second Round
 Site: Oklahoma City, Okla.
 Dates: March 13-15, 1998
 No. 12 Florida State 96, No. 5 Texas Christian 87
 No. 13 Valparaiso 83, No. 12 Florida State 77 (OT)

2009

East Regional First Round
 Site: Boise, Idaho
 Dates: March 20, 2009
 No. 12 Wisconsin 61, Florida State 59 (OT)

2010

West Regional First Round
 Site: Buffalo, N.Y.
 Dates: March 18, 2010
 No. 8 Gonzaga 67, Florida State 60

NIT Appearances: 7

NIT Appearances: 7
 Overall Record: 10-7 (.588 winning percentage)

Overall Appearances:

Year	Florida State Results
1984	Second Round (1-1)
1987	Second Round (1-1)
1997	National Runners-Up (4-1)
2004	Second Round (1-1)
2006	Second Round (1-1)
2007	Quarterfinal Round (2-1)
2009	First Round (0-1)

1984 First/Second Rounds

First Round
 Site: Raleigh, N.C.
 Date: March 15, 1984
 Florida State 74, NC State 71 (OT)
 Second Round
 Site: Greensboro, N.C.
 Date: March 18, 1984
 Pittsburgh 66, Florida State 63

1987 First/Second Rounds

First Round
 Site: Tallahassee, Fla.
 Date: March 12, 1987
 Florida State 107, Rhode Island 92
 Second Round
 Site: Nashville, Tenn.
 Date: March 16, 1987
 Vanderbilt 109, Florida State 92

1997 Championship Finals

First Round
 Site: Syracuse, N.Y.
 Date: March 12, 1997
 Florida State 82, Syracuse 67
 Second Round
 Site: Tallahassee, Fla.
 Date: March 17, 1997
 Florida State 68, Michigan State 63
 Third Round
 Site: Morgantown, W.V.
 Date: March 19, 1997
 Florida State 76, West Virginia 71
 Semifinals
 Site: New York, N.Y.
 Date: March 25, 1997
 Florida State 71, Connecticut 65
 Championship
 Site: New York, N.Y.
 Date: March 27, 1997
 Michigan 82, Florida State 73

2004 First/Second Rounds

First Round
 Site: Wichita, Kan.
 Date: March 17, 2004
 Florida State 91, Wichita State 84 (2OT)
 Second Round
 Site: Tallahassee, Fla.
 Date: March 23, 2004
 Iowa State 62, Florida State 59

2006 First/Second Rounds

First Round
 Site: Tallahassee, Fla.
 Date: March 17, 2006
 Florida State 67, Butler 64
 Second Round
 Site: Tallahassee, Fla.
 Date: March 21, 2006
 South Carolina 69, Florida State 68 (OT)

2007 Quarterfinal Round

First Round
 Site: Tallahassee, Fla.
 Date: March 13, 2007
 Florida State 77, Toledo 61
 Second Round
 Site: Tallahassee, Fla.
 Date: March 15, 2007
 Florida State 87, Michigan 66
 Quarterfinal Round
 Site: Starkville, Miss.
 Date: March 20, 2007
 Mississippi State 86, Florida State 71

2008 First Round

First Round
 Site: Tallahassee, Fla.
 Date: March 18, 2008
 Akron 65, Florida State 60 (OT)

CONFERENCE TOURNAMENT HISTORY

ACC RESULTS

1992

Charlotte Coliseum, Charlotte, NC
 Florida State 93, NC State 80 (Quarterfinals)
 North Carolina 80, Florida State 76 (Semifinals)

1993

Charlotte Coliseum, Charlotte, NC
 Clemson 87, Florida State 75 (Quarterfinals)

1994

Charlotte Coliseum, Charlotte, NC
 North Carolina 83, Florida State 69 (Quarterfinals)

1995

Greensboro Coliseum, Greensboro, NC
 Maryland 71, Florida State 64 (Quarterfinals)

1996

Greensboro Coliseum, Greensboro, NC
 NC State 80, Florida State 65 (First Round)

1997

Greensboro Coliseum, Greensboro, NC
 Wake Forest 66, Florida State 65 (Quarterfinals)

1998

Greensboro Coliseum, Greensboro, NC
 NC State 65, Florida State 63 (First Round)

CONFERENCE TOURNAMENT HISTORY

1999

Charlotte Coliseum, Charlotte, NC	
Florida State 87, Clemson 85 (OT)	(First Round)
Maryland 93, Florida State 69	(Quarterfinals)

2000

Charlotte Coliseum, Charlotte, NC	
Florida State 63, Georgia Tech 62	(First Round)
Maryland 82, Florida State 61	(Quarterfinals)

2001

Georgia Dome, Atlanta, GA	
Clemson 66, Florida State 64	(First Round)

2002

Charlotte Coliseum, Charlotte, NC	
Florida State 91, Clemson 84 (OT)	(First Round)
Maryland 85, Florida State 59	(Quarterfinals)

2003

Greensboro Coliseum, Greensboro, NC	
Florida State 72, Clemson 61	(First Round)
Wake Forest 69, Florida State 61	(Quarterfinals)

2004

Greensboro Coliseum, Greensboro, NC	
NC State 78, Florida State 71	(Quarterfinals)

2005

MCI Center, Washington, D.C.	
NC State 70, Florida State 54	(First Round)

2006

Greensboro Coliseum, Greensboro, NC	
Wake Forest 78, Florida State 66	(First Round)

2007

St. Pete Times Forum, Tampa, FL	
Florida State 67, Clemson 66	(First Round)
North Carolina 73, Florida State 58	(Quarterfinals)

2008

Charlotte Bobcats Arena, Charlotte, NC	
Florida State 70, Wake Forest 60	(First Round)
North Carolina 82, Florida State 70	(Quarterfinals)

2009

Georgia Dome, Atlanta, GA	
Florida State 64, Georgia Tech 62	(Quarterfinals)
Florida State 73, North Carolina 70	(Semifinals)
Duke 79, Florida State 69	(Championship)

2010

Greensboro Coliseum, Greensboro, N.C.	
NC State 58, Florida State 50	(Quarterfinals)

METRO RESULTS

1977

Mid-South Coliseum, Memphis, TN	
Georgia Tech 72, Florida State 67	(First Round)

1978

Riverfront Coliseum, Cincinnati, OH	
Florida State 71, Georgia Tech 69	(Semifinals)
Louisville 94, Florida State 93	(Championship)

1979

Mid-South Coliseum, Memphis, TN	
Florida State 101, Tulane 92	(First Round)
Florida State 35, Memphis State 34	(Semifinals)
Virginia Tech 68, Florida State 60	(Championship)

1980

Freedom Hall, Louisville, KY	
Florida State 85, Tulane 73	(First Round)
Florida State 79, Cincinnati 69	(Semifinals)
Louisville 81, Florida State 72	(Championship)

1981

Freedom Hall, Louisville, KY	
Florida State 84, St. Louis 77	(First Round)
Cincinnati 58, Florida State 57	(Semifinals)

1982

Mid-South Coliseum, Memphis, TN	
Florida State 54, Tulane 49	(First Round)
Louisville 97, Florida State 73	(Semifinals)

1983

Riverfront Coliseum, Cincinnati, OH	
Memphis State 84, Florida State 74	(Semifinals)

1984

Mid-South Coliseum, Memphis, TN	
Florida State 72, South Carolina 65	(First Round)
Memphis State 65, Florida State 63	(Semifinals)

1985

Freedom Hall, Louisville, KY	
Florida State 97, Virginia Tech 93	(First Round)
Florida State 75, Cincinnati 65	(Semifinals)
Memphis State 90, Florida State 86 (OT)	(Championship)

1986

Freedom Hall, Louisville, KY	
Florida State 77, Virginia Tech 76	(First Round)
Memphis State 73, Florida State 71	(Semifinals)

1987

Freedom Hall, Louisville, KY	
South Carolina 86, Florida State 85	(First Round)

1988

Mid-South Coliseum, Memphis, TN	
Florida State 84, Cincinnati 74	(First Round)
Memphis State 81, Florida State 74	(Semifinals)

1989

Carolina Coliseum, Columbia, SC	
Florida State 80, South Carolina 63	(Semifinals)
Louisville 87, Florida State 80	(Championship)

1990

Gulf Coast Coliseum, Biloxi, MS	
Cincinnati 65, Florida State 64 (OT)	(First Round)

1991

Roanoke Civic Center, Roanoke, VA	
Florida State 65, South Carolina 55	(First Round)
Florida State 91, Virginia Tech 71	(Semifinals)
Florida State 76, Louisville 69	(Championship)

NCAA TOURNAMENT HISTORY

NCAA RESULTS

Year	Regional	Opponent	W/L	Score	Seed
1967-68	Mid-east First Round	East Tennessee State	L	69-79	—
1971-72	Mid-east First Round	Eastern Kentucky	W	83-81	—
	Mid-east Regional Series	Minnesota	W	70-56	—
	Mid-east Regional Final	Kentucky	W	73-54	—
	Final Four	North Carolina	W	79-75	—
	National				
	Championship Game	UCLA	L	76-81	—
1977-78	Mid-east First Round	Kentucky	L	76-85	—
1979-80	Mid-east First Round	No. 9 Toledo	W	94-91	No. 8
	Mid-east Second Round	No. 1 Kentucky	L	78-97	—
1987-88	West First Round	No. 5 Iowa	L	98-102	No. 12
1988-89	Southeast First Round	No. 13 Middle Tenn. State	L	83-97	No. 4
1990-91	Midwest First Round	No. 10 Southern California	W	75-72	No. 7
	Midwest Second Round	No. 2 Indiana	L	60-82	—
1991-92	West First Round	No. 14 Montana	W	78-68	No. 3
	West Second Round	No. 6 Georgetown	W	78-68	—
	West Regional Series	No. 2 Indiana	L	74-85	—
1992-93	Southeast First Round	No. 14 Evansville	W	82-70	No. 3
	Southeast Second Round	No. 11 Tulane	W	94-63	—
	Southeast Regional Semis	No. 7 W. Kentucky	W	81-78	—
	Southeast Regional Final	No. 1 Kentucky	L	81-106	—
1997-98	Midwest First Round	No. 5 Texas Christian	W	96-87	No. 12
	Midwest Second Round	No. 13 Valparaiso	L	77-83 (OT)	—
2008-09	East First Round	No. 12 Wisconsin	L	59-61 (OT)	No. 5
2009-10	West First Round	No. 8 Gonzaga	L	60-67	No. 9



Chuck Graham, who played on two NCAA Tournament teams during his career as a Seminole, is ranked 17th in school history with 1,337 career points. He averaged in double figure scoring in each of his three seasons as a Seminole.

NCAA TOURNAMENT HISTORY


1967-68: DAVE COWENS AND FLORIDA STATE MAKE THEIR FIRST APPEARANCE IN THE TOURNAMENT.

Led by sophomore Dave Cowens, Florida State made its first NCAA Tournament appearance during the 1967-68 season. The Seminoles finished the year with a 19-8 record after a 79-69 loss to East Tennessee State in the first round of the Mideast Regional. Cowens had an outstanding season averaging 18.8 points and 17.0 rebounds per game while hitting 53.8 percent (206-of-383) from the floor. Junior Jeff Hogan (15.8 ppg) and sophomore Jan Gies (12.7 ppg) also averaged in double figures for head coach Hugh Durham's second FSU team.


1971-72: THE UPSTART SEMINOLES SHOCK THE COLLEGE BASKETBALL WORLD.

Entering the 1971-72 season, Florida State head coach Hugh Durham had one primary goal for his players. Said Durham prior to the season, "I want to get our players to play to their potential. If they do that, the wins will take care of themselves." By any standard, Durham succeeded. That season, Florida State fielded its most successful team in school history, winning a program-record 27 games against just six losses. The season cul-


Rodney Dobard helped Florida State win six NCAA Tournament games in three different seasons.



David Cowens helped Florida State to its first berth in the NCAA Tournament.



Florida State played in the 1972 NCAA National Championship game against UCLA.



George McCloud helped Florida State reach the 1988 NCAA Tournament with an 18.2 points per game average for the season.

minated with an NCAA Mideast Regional Championship, a trip to the Final Four and a date with five-time defending national champion UCLA and legendary coach John Wooden in the national championship game. Along the way to the title game, Florida State knocked off perennial powers Minnesota, Kentucky and North Carolina. In the championship game, FSU fell just five points short of a national championship, going down 81-76 to the Bruins.

1977-78: COACH HUGH DURHAM TAKES HIS FINAL SEMINOLE TEAM BACK TO THE TOURNAMENT.

Florida State found its way back to the NCAA Tournament in head coach Hugh Durham's final season at FSU, 1977-78. The Seminoles rolled through the Metro Conference to win the league's regular season title with an 11-1 record before falling in the conference tournament title game to Louisville 94-93. FSU's season ended in the NCAA Mideast Regional when it lost to eventual national champion Kentucky 85-76. Harry Davis capped his Seminole career by leading Florida State in scoring (19.5 ppg) and rebounding (7.4 rpg).

1979-80: COACH JOE WILLIAMS TAKES THE SEMINOLES BACK TO THE TOURNAMENT IN ONLY HIS SECOND YEAR.

The trio of guard Mickey Dillard, forward Murray Brown and center Elvis Rolle helped Florida State to its second postseason appearance in three seasons with its trip to the 1980 NCAA Tournament. The Seminoles posted a 22-9 record and finished as Metro Conference runners-up. FSU beat Toledo 94-91 in the first round of the NCAA Mideast Regional for its first postseason win in eight years before being eliminated by Kentucky. Dillard led Florida State with a 20.4 points per game scoring average while Brown (18.6) and Rolle (15.3) also averaged in double figures for head coach Joe Williams' club.

1987-88: COACH PAT KENNEDY'S CINDERELLA SEMINOLES RETURN TO THE NCAA SHOW AFTER SEVEN YEARS.

Head coach Pat Kennedy's second team at Florida State returned to the NCAA Tournament after a seven-year absence. The Seminoles' Cinderella season began with low expectations as the Tribe had been picked to finish near the basement of the Metro Conference standings. But two personnel decisions turned the season into a satisfying one for Seminole fans. The first was to move a previously overweight, seldom-used forward to point guard and the other was to offer a scholarship to a junior college transfer whose left leg was shorter than his right. The two-some – George McCloud (point guard) and Tony Dawson (junior college transfer) – transformed FSU into an NCAA Tournament club that earned the 12th seed in the West Regional before falling to Iowa 102-98 in the first round. McCloud (18.2 ppg) and Dawson (17.9 ppg) both averaged more than 17 points per game for the 19-11 Seminoles.


NCAA TOURNAMENT HISTORY

1988-89: FSU RETURNS FOR SECOND YEAR IN A ROW.

Florida State used the 1988-89 season to serve as a national coming-out party. The Seminoles topped one outstanding season with another, making the NCAA Tournament in consecutive seasons for the first time in school history. FSU, which returned four starters from the previous year, opened the season by winning 16 of its first 17 games, the best start in school history, and rose to as high as No. 8 in the national polls. The Seminoles also won the Metro Conference regular season crown, earned the fourth seed in the NCAA Southeast Regional and finished with a 22-8 record. George McCloud (22.8 ppg) and Tony Dawson (21.0 ppg) again led FSU by both averaging at least 21.0 points per game.

1990-91: CHARLIE WARD MAKES THE DIFFERENCE, AS SEMINOLES ADVANCE TO SECOND ROUND.

After a one-year absence, Florida State returned to the NCAA Tournament in 1990-91. Heading into the season, most experts thought that it would be head coach Pat Kennedy's most challenging since coming to Tallahassee. The Seminoles struggled early in the season and opened the year just 5-5. But in game 11 head coach Pat Kennedy inserted Charlie Ward in the starting lineup at point guard and FSU began to surge. Florida State won 12 of its final 17 games and rolled through the Metro Conference Tournament in three games to claim its first tournament title in its final season in the league. The Seminoles were the seventh seed in the NCAA Tournament's Midwest Regional and defeated USC in the first round 75-72, for FSU's first tournament win since 1980. Florida State's season would end with a 21-11 record after a




Tony Dawson led Florida State to the NCAA Tournament in both 1988 and 1989.



Bob Sura, Florida State's all-time leading scorer, played in the 1992 and 1993 NCAA Tournaments.



Leonard Hamilton led the Seminoles to a No. 5 seed in the 2009 NCAA Tournament.



Terrell Baker played on Steve Robinson's first Florida State team which played in the 1998 NCAA Tournament.

second-round loss to Indiana.

1991-92: ANOTHER SEMINOLE CINDERELLA SQUAD MAKES THE SWEET 16.

Not many college basketball experts predicted that Florida State's first game and season in the Atlantic Coast Conference would be so successful. The Seminoles' first game turned out to be one of the greatest wins in school history and the season was one of the finest in program annals. FSU's ACC opener at North Carolina would provide a glimpse of what was to follow that season. Playing without star forward Doug Edwards and with just one senior on the roster, the Seminoles went into the Dean Smith Center and stunned the fifth-ranked Tar Heels 86-74 before more than 19,000. Florida State rolled on to a 22-10 record, an 11-5 conference record and second-place finish, and an appearance in the NCAA Tournament's Sweet 16. Seeded third in the West Regional, FSU defeated Montana and Georgetown before giving Indiana everything it could handle in defeat.

1992-93: ANOTHER STEP UP THE LADDER: THE ELITE EIGHT.

One year after advancing to the Sweet 16 of the NCAA Tournament, the 1992-93 Seminoles did their predecessor one better – a trip to the Elite Eight. The second-most successful season in Florida State basketball history ended just 40 minutes shy of the Final Four with a loss to Kentucky in the Southeast Regional Championship Game. Led by the quintet of Sam Cassell, Rodney Dobard, Doug Edwards, Bob Sura and Charlie Ward, the Seminoles went 25-10, including a 12-4 mark in the ACC. Florida State's 25 wins were the second most in school history.

1997-98: IN HIS FIRST YEAR, COACH STEVE ROBINSON TAKES THE SEMINOLES BACK TO THE BIG SHOW.

Steve Robinson's first season as the Seminoles' head coach was a successful one as he took his team back to the NCAA Tournament. Florida State opened the season by winning 12 of its first 14 games, including an 84-79 win over defending national champion Arizona in Tallahassee. After a late season stumble, FSU picked itself back up in the first round of the NCAA Tournament's Midwest Regional. The Seminoles, seeded 12th, played one of their best games of the year in beating No. 5 Texas Christian 96-87. Florida State's season would end in the second round with a heart-breaking 83-77 overtime loss to Valparaiso and an 18-14 record.

2008-09: LEONARD HAMILTON RETURNS SEMINOLES TO NCAA TOURNAMENT

Leonard Hamilton, who was named the 2009 National Coach of the Year by Basketball Times and the ACC Coach of the Year by the Atlantic Coast Sports Media Association, guided the Florida State men's basketball team to one of the most successful seasons in school history in 2009. The Seminoles finished the season with a 25-10 record, a No. 5 seed in the NCAA Tournament and the first ACC Championship game appearance in school history. The Seminoles defeated four ranked teams including No. 1 North Carolina in the semifinals of the ACC Tournament during the season. The Seminoles faced No. 12 seed Wisconsin in a dreaded five-12 game and lost in the first round to the Badgers, 61-59 in overtime in Boise, Id.

NCAA TOURNAMENT HISTORY

Opponent (Games Played)	Record	Opponent (Games Played)	Record	Opponent (Games Played)	Record	Opponent (Games Played)	Record
Air Force (1)	0-1	Florida (62)	22-40	Mississippi College (6)	5-1	Siena (1)	1-0
Akron (1)	0-1	Florida A&M (5)	5-0	Mississippi State (8)	4-4	South Alabama (11)	9-2
Alabama (16)	8-8	Florida Atlantic (4)	4-0	Missouri (3)	2-1	South Carolina (30)	16-14
Alabama-Birmingham (3)	3-0	Florida Institute of Technology (1)	1-0	Missouri Western (1)	1-0	South Carolina-Aiken (1)	1-0
Alabama A&M (1)	1-0	Florida International (9)	8-1	Monmouth College (2)	2-0	South Carolina-Spartanburg (1)	1-0
Alabama State (3)	3-0	Florida Presbyterian (1)	1-0	Montana (1)	1-0	South Carolina State (1)	1-0
Alaska-Anchorage (1)	1-0	Florida Southern (30)	23-7	Montana State (1)	1-0	South Dakota (1)	1-0
Alcorn State (2)	2-0	Furman (10)	7-3	Morehead State (2)	1-1	South Dakota State (1)	1-0
American (1)	0-1	George Washington (2)	2-0	Morgan State (3)	3-0	South Florida (32)	20-12
Arizona (4)	3-1	Georgetown (3)	3-0	Morningside (1)	1-0	Southeast Missouri State (1)	1-0
Arkansas (2)	1-1	Georgetown College (1)	1-0	Mount Saint Mary's (1)	1-0	Southeastern Louisiana (1)	1-0
Arkansas-Little Rock (1)	1-0	Georgia (31)	19-12	Murray State (3)	2-1	Southern California (4)	2-2
Arkansas State (2)	1-1	Georgia Southern (19)	15-4	Navy (1)	1-0	Southern Illinois (2)	1-1
Army (3)	1-2	Georgia State (7)	7-0	Nebraska (1)	1-0	Southern Methodist (1)	1-0
Auburn (28)	7-21	Georgia Tech (61)	34-27	Nevada-Las Vegas (1)	0-1	Southern Mississippi (24)	16-8
Austin Peay (1)	1-0	Gonzaga (1)	0-1	New Hampshire (1)	1-0	Southern University (1)	1-0
Baylor (2)	2-0	Hardin-Simmons (1)	1-0	New Mexico (4)	3-1	Southwest Missouri State (1)	0-1
Beloit (1)	0-1	Hawaii (3)	1-2	New Orleans (5)	3-2	Spring Hill (6)	3-3
Bethune-Cookman (1)	1-0	High Point (1)	1-0	New York University (1)	1-0	Stetson (50)	39-11
Binghamton (1)	1-0	Hofstra (3)	3-0	Nicholls State (2)	2-0	Steubenville (1)	0-1
Birmingham Southern (4)	2-2	Houston (5)	2-3	Norfolk State (1)	1-0	Syracuse (4)	1-3
Boston College (7)	3-4	Howard (1)	1-0	North Carolina (50)	10-40	Tampa (39)	31-8
Boston University (2)	1-1	Idaho (1)	1-0	North Carolina State (45)	18-27	Temple (3)	1-2
Bowling Green (1)	1-0	Illinois State (4)	3-1	Northwestern (5)	3-2	Tennessee (8)	3-5
Bradley (1)	0-1	Indiana (4)	0-4	Oglethorpe (3)	2-1	Tennessee-Chattanooga (2)	2-0
Brigham Young (1)	0-1	Indiana State (1)	0-1	Ohio (2)	1-1	Tennessee-Martin (2)	2-0
Bucknell (1)	1-0	Iona (1)	1-0	Ohio State (5)	0-5	Tennessee State (1)	1-0
Butler (4)	2-2	Iowa (2)	1-1	Oklahoma (2)	0-2	Tennessee Tech (2)	2-0
Cal (1)	1-0	Iowa State (2)	1-1	Oklahoma City (6)	4-2	Texas (2)	2-0
California (Pa.) (1)	1-0	Jacksonville (64)	45-19	Oklahoma State (1)	0-1	Texas A&M (3)	2-1
California-Irvine (1)	1-0	Jacksonville State (Ala.) (2)	2-0	Old Dominion (1)	0-1	Texas A&M-Corpus Christi (4)	3-1
California-Santa Barbara (1)	1-0	James Madison (2)	2-0	Oral Roberts (2)	2-0	Texas Christian (3)	1-2
California State-Bakersfield (1)	1-0	Kansas (2)	0-2	Oregon (1)	1-0	Texas Pan American (2)	2-0
Campbell (2)	2-0	Kansas State (2)	0-2	Oregon State (3)	2-1	Texas Southern (2)	2-0
Canisius (2)	1-1	Kent State (3)	1-2	Palm Beach Atlantic (1)	1-0	Toledo (3)	3-0
Centenary (5)	2-3	Kentucky (8)	2-6	Panama Nationals (1)	1-0	Troy State (9)	8-1
Central Connecticut State (1)	1-0	La Salle (4)	3-1	Paris Island Marines (2)	0-2	Tulane (35)	23-12
Central Florida (8)	8-0	Lafayette (1)	1-0	Penn State (4)	3-1	Tulsa (3)	3-0
Central Methodist (MO) (2)	0-2	Lamar (1)	1-0	Pepperdine (3)	3-0	UCLA (2)	0-2
Charleston, College of (3)	3-0	Lambuth (2)	0-2	Pittsburgh (10)	1-9	UNC Asheville (3)	3-0
Charleston Southern (5)	5-0	Lipscomb (2)	1-1	Princeton (2)	0-2	UNC Charlotte (4)	2-2
(formerly Baptist College)		Louisiana-Lafayette (4)	4-0	Providence (2)	1-1	UNC Greensboro (2)	2-0
Chicago State (1)	1-0	Louisiana Monroe (1)	1-0	Purdue (2)	2-0	Union (TN) (1)	0-1
Cincinnati (37)	22-15	Louisiana State (5)	2-3	Radford (1)	1-0	Utah State (1)	1-0
The Citadel (9)	5-4	Louisville (39)	9-30	Rhode Island (3)	3-0	Valdosta State (15)	15-0
Clemson (55)	29-26	Loyola-Maryland (1)	1-0	Rhodes College (1)	0-1	Valparaiso (1)	0-1
Cleveland State (4)	2-2	Loyola of New Orleans (21)	8-13	Rice (7)	5-2	Vanderbilt (4)	1-3
Coastal Carolina (2)	2-0	Maine (2)	2-0	Richmond (4)	1-3	Vermont (1)	1-0
Colorado State (1)	1-0	Manhattan (2)	2-0	Rider (1)	1-0	Villanova (1)	0-1
Connecticut (6)	4-2	Marist (1)	1-0	Robert Morris (1)	1-0	Virginia (35)	18-17
Creighton (1)	0-1	Marquette (4)	2-2	Rollins (22)	20-2	Virginia Military (3)	2-1
Culver-Stockton (1)	0-1	Marshall (4)	1-3	Rutgers (1)	1-0	Virginia Tech (43)	25-17
Davidson (1)	1-0	Maryland (48)	10-38	Saint Joseph's (Pa.) (1)	1-0	Wagner (1)	1-0
Dayton (6)	3-3	Maryland-Baltimore County (2)	2-0	Saint Leo (3)	3-0	Wake Forest (40)	17-23
Denver (1)	1-0	Maryland-Eastern Shore (1)	1-0	Saint Louis (12)	11-1	Washington (2)	1-1
DePaul (5)	2-3	Massachusetts (5)	2-3	Saint Peter's (1)	1-0	Washington State (1)	1-0
Detroit-Mercy (1)	1-0	McNeese State (1)	1-0	Saint Thomas (6)	6-0	West Virginia (4)	1-3
Drury (1)	0-1	Memphis State (53)	22-31	Sam Houston State (1)	1-0	Western Carolina (3)	2-1
Duke (36)	6-30	Mercer (23)	15-8	Samford (Howard) (11)	11-0	Western Illinois (1)	1-0
Duquesne (4)	2-2	Miami (Fla.) (64)	36-28	San Diego State (1)	0-1	Western Kentucky (7)	7-0
East Carolina (1)	1-0	Miami (Ohio) (1)	0-1	San Francisco (1)	0-1	Wichita State (1)	1-0
East Tennessee State (4)	1-3	Michigan (2)	1-1	Santa Clara (2)	1-1	Wisconsin (3)	0-3
Eastern Kentucky (7)	6-1	Michigan State (1)	1-0	Savannah State (3)	3-0	Wisconsin-Green Bay (1)	1-0
Eckerd (1)	1-0	Middle Tennessee State (1)	0-1	Seton Hall (4)	3-1	Wisconsin-Milwaukee (3)	3-0
Elon (1)	1-0	Millikin (1)	0-1	Sewanee (6)	3-3	Wofford (2)	0-2
Erskine (2)	1-1	Millsaps (2)	2-0	Shawnee State (1)	1-0	Xavier (Ohio) (1)	0-1
Evansville (2)	1-1	Minnesota (7)	4-3				
Fairleigh Dickinson (3)	3-0	Mississippi (4)	3-1				

SERIES RECORDS

Akron (0-1) H-0-1; A-0-0; N-0-0 March 18, 2008 H L (OT) 60-65 Air Force (0-1) H-0-0; A-0-0; N-0-1 Dec. 26, 1963 N L 53-78	Alabama (8-8) H-4-1; A-2-5; N-2-2 Dec. 14, 1959 A W 86-74 Jan. 31, 1961 H W 68-57 Jan. 31, 1962 A L 57-72 Dec. 10, 1962 H W 72-53 Dec. 28, 1962 N W 49-48 Jan. 28, 1963 N W 63-61 Dec. 9, 1963 A L 53-62 Jan. 29, 1964 H W 95-77 Dec. 7, 1964 A L 73-76 Jan. 30, 1965 H L 66-75 Dec. 28, 1966 A L 79-80 Dec. 22, 1972 N L 68-74 Dec. 20, 1975 N L 72-76 Dec. 16, 1985 A L 89-100 Dec. 6, 1986 H W 72-71 Nov. 27, 2009 N W 60-51	Alabama A&M (1-0) H-1-0; A-0-0; N-0-0 Dec. 31, 2009 H W 81-34 Alabama-Birmingham (3-0) H-1-0; A-1-0; N-1-0 Dec. 30, 1978 A W 85-66 Feb. 20, 1980 H W 89-87 Nov. 16, 2007 N W 78-70 Alabama State (3-0) H-3-0; A-0-0; N-0-0 Feb. 24, 1988 H W 108-90 Feb. 13, 1991 H W 113-88 Feb. 19, 1997 H W 94-49 Alaska-Anchorage (1-0) H-0-0; A-0-0; N-1-0 Nov. 25, 1989 N W 75-74 Alcorn State (2-0)	H-1-0; A-0-0; N-1-0 Dec. 29, 1986 N W 84-62 Nov. 21, 2005 H W 85-67 American (0-1) H-0-0; A-0-0; N-0-0 Dec. 22, 2001 H L 72-77 Arizona (3-1) H-2-0; A-1-1; N-0-0 Jan. 5, 1970 A W 87-78 Dec. 31, 1970 H W 95-85 Dec. 6, 1994 A L 78-96 Dec. 23, 1997 H W 84-79 Arkansas (1-1) H-0-1; A-0-0; N-1-0 Jan. 18, 1989 N W 112-105 Jan. 21, 1991 H L 92-109
--	---	---	--

SERIES RECORDS — GAME-BY-GAME

Arkansas-Little Rock (1-0)	
H-1-0; A-0-0; N-0-0	
Dec. 22, 1992	H W 95-64
Arkansas State (1-1)	
H-1-0; A-0-1; N-0-0	
Feb. 4, 1953	A L 77-88
Feb. 20, 1954	H W 78-68
Army (1-2)	
H-0-1; A-0-0; N-1-1	
Feb. 7, 1957	H L 62-71
Dec. 29, 1969	N W 86-51
Dec. 29, 1976	N L 71-72
Auburn (7-21)	
H-5-8; A-2-8; N-0-5	
Dec. 17, 1958	A L 74-95
Dec. 29, 1958	H L 62-69
Dec. 12, 1959	A L 58-62
Dec. 28, 1959	H L 63-76
Dec. 10, 1960	A L 57-74
Jan. 17, 1961	N L 67-74
Dec. 9, 1961	A W 56-52
Dec. 30, 1961	H L 57-62
Dec. 8, 1962	A L 47-65
Dec. 21, 1962	H L 70-77
Dec. 7, 1963	H W 69-67
Jan. 28, 1964	A L 59-63
Dec. 5, 1964	A L 68-92
Jan. 25, 1965	H W 58-55
Dec. 21, 1965	N L 58-59
Dec. 27, 1965	N L 64-80
Dec. 27, 1966	N L 59-67
Dec. 4, 1978	A W 71-70
Feb. 4, 1980	H W 73-69
Dec. 17, 1980	N L 74-78
Dec. 19, 1981	H L 76-77
Dec. 1, 1982	A L 68-78
Dec. 5, 1983	H L 69-76
Dec. 3, 1989	H W 82-78
Dec. 15, 1990	H L 96-99
Dec. 6, 1998	H L 68-80
Dec. 5, 1999	A L 54-55
Dec. 17, 2009	A W 76-72
Austin Peay (1-0)	
H-1-0; A-0-0; N-0-0	
Dec. 4, 1976	H W 97-87
Baylor (2-0)	
H-0-0; A-0-0; N-2-0	
Dec. 19, 1964	N W 84-62
Dec. 16, 1972	N W 85-67
Beloit (0-1)	
H-0-0; A-0-0; N-0-1	
March 9, 1955	N L 88-110
Bethune-Cookman (1-0)	
H-1-0; A-0-0; N-0-0	
Dec. 5, 1993	H W 80-70
Binghamton (1-0)	
H-1-0; A-0-0; N-0-0	
Dec. 21, 2000	H W 79-57
Birmingham Southern (2-2)	
H-2-1; A-1-1; N-0-0	
Feb. 23, 1949	H L 44-50
Jan. 21, 1950	A L 45-55
Dec. 4, 2001	H W 78-62
Dec. 15, 2004	H W 56-47
Boston College (3-4)	
H-2-1; A-1-3; N-0-0	
Jan. 14, 2006	A L 87-90
Jan. 23, 2007	A L 82-85
Feb. 11, 2007	H L 67-68
Feb. 23, 2008	H W 66-63
Feb. 24, 2009	A L 67-72
Jan. 30, 2010	A W 61-57
Feb. 14, 2010	H W 62-47
Boston University (1-3)	
H-0-0; A-0-0; N-1-1	
Dec. 20, 1955	N W 86-52
Dec. 28, 2002	N L 69-84
Feb. 24, 2009	A L 67-72
Bowling Green (1-1)	
H-0-0; A-0-0; N-1-0	
Dec. 17, 2005	N W 71-60
Bradley (0-1)	
H-0-0; A-0-1; N-0-0	
Dec. 8, 1956	A L 66-90
Brigham Young (0-1)	
H-0-0; A-0-0; N-0-1	
Jan. 28, 1972	N L 77-80
Bucknell (1-0)	
H-1-0; A-0-0; N-0-0	
Nov. 28, 1987	H W 87-58
Butler (2-2)	
H-2-0; A-0-1; N-0-1	
Dec. 30, 1996	A W 87-68
Dec. 23, 1998	A L 65-77
March 17, 2006	H W 67-63
Dec. 15, 2007	N L 68-79

California (Pa.) (1-0)	
H-0-0; A-0-0; N-1-0	
Nov. 29, 2008	N W 80-77
California (Pa.) (1-0)	
H-0-0; A-0-0; N-1-0	
Jan. 9, 1986	H W 113-75
California-Irvine (1-0)	
H-1-0; A-0-0; N-0-0	
Jan. 30, 1971	H W 82-69
California-Santa Barbara (1-0)	
H-1-0; A-0-0; N-0-0	
Jan. 18, 1965	H W 62-61
California State-Bakersfield (1-0)	
H-1-0; A-0-0; N-0-0	
Dec. 18, 1974	H W 96-66
Campbell (2-0)	
H-2-0; A-0-0; N-0-0	
Dec. 29, 2001	H W 93-47
Dec. 22, 2005	H W 108-73
Canisius (1-1)	
H-1-0; A-0-1; N-0-0	
Feb. 6, 1974	H W 91-74
Jan. 25, 1975	A L 75-81
Centenary (2-3)	
H-2-0; A-0-3; N-0-0	
March 1, 1957	A L 74-92
Feb. 2, 1959	A L 63-87
Jan. 7, 1960	H W 81-71
Feb. 11, 1963	H W 82-68
Feb. 8, 1964	A L 72-79
Central Connecticut State (1-0)	
(Formerly known as Connecticut St. Teachers)	
H-1-0; A-0-0; N-0-0	
Dec. 14, 1950	H W 76-68
Central Florida (8-0)	
H-6-0; A-0-0; N-2-0	
Nov. 28, 1980	H W 57-41
Nov. 26, 1983	H W 95-56
Jan. 6, 1986	H W 76-58
Jan. 26, 1987	H W 76-57
Dec. 29, 1987	N W 101-67
Jan. 28, 1988	H W 93-69
Nov. 25, 1989	H W 133-79
Dec. 28, 1989	N W 97-64
Central Methodist (Mo.) (0-2)	
H-0-1; A-0-1; N-0-0	
Dec. 19, 1949	A L 50-62
Dec. 15, 1952	H L 59-62
Charleston (3-0)	
H-2-0; A-1-0; N-0-0	
Dec. 15, 1949	H W 72-37
Dec. 9, 1950	A W 74-54
Dec. 18, 2007	H W 66-61
Charleston Southern (5-0)	
(Formerly known as Baptist College)	
H-5-0; A-0-0; N-0-0	
Jan. 14, 1976	H W 107-54
Feb. 5, 1977	H W 139-72
Jan. 10, 1981	H W 87-60
Jan. 18, 1984	H W 92-75
Dec. 18, 2008	H W 71-48
Chicago State (1-0)	
H-0-0; A-0-0; N-1-0	
Dec. 20, 2003	N W 47-42
Cincinnati (22-15)	
H-12-3; A-6-10; N-4-2	
March 4, 1972	A L 64-88
Jan. 13, 1973	H W 78-74
Feb. 10, 1973	A L 62-89
Dec. 27, 1977	A L 75-77
Jan. 17, 1978	H W 76-66
Jan. 27, 1979	A W 80-77
Feb. 17, 1979	H W 76-71
Feb. 2, 1980	A W 54-52
Feb. 9, 1980	H W 77-74
Feb. 29, 1980	N W 79-69
Jan. 5, 1981	A W 79-77
Feb. 14, 1981	H L 79-80
March 6, 1981	N L 57-58
Feb. 20, 1982	A L 83-84
Feb. 27, 1982	H L 71-73
Jan. 22, 1983	H W 86-78
Feb. 5, 1983	A L 48-63
Jan. 14, 1984	H W 71-57
Feb. 29, 1984	A W 85-64
Jan. 2, 1985	A L 63-62
Feb. 27, 1985	H W 86-60
March 8, 1985	N W 76-65
Jan. 11, 1986	H W 76-73
Feb. 15, 1986	A L 72-78
Jan. 17, 1987	A L 67-69
Feb. 2, 1987	H W 77-75
Jan. 23, 1988	A W 74-71
Feb. 6, 1988	H W 101-68
March 11, 1988	N W 84-74
Jan. 21, 1989	H W 95-80
Feb. 4, 1989	A W 66-65
Jan. 11, 1990	H L 69-72
Feb. 8, 1990	A L 62-82

March 8, 1990	N L 64-65
Jan. 10, 1991	H W 72-67
Feb. 7, 1991	A L 67-76
Nov. 28, 2008	N W 58-42
The Citadel (5-4)	
H-3-1; A-2-2; N-0-1	
Jan. 1, 1958	N L 57-59
Jan. 5, 1960	H L 74-76
Feb. 15, 1960	A L 60-100
Feb. 6, 1961	H W 83-77
Feb. 18, 1961	A L 66-79
Dec. 19, 1966	A W 83-67
Jan. 2, 1968	A W 96-75
Feb. 7, 1968	H W 93-50
Dec. 30, 1999	H W 77-51
Clemson (29-26)	
H-16-7; A-8-16; N-5-3	
Dec. 28, 1951	N L 56-62
Dec. 19, 1955	N L 76-94
Dec. 18, 1959	A L 64-68
Dec. 12, 1960	H W 74-57
Dec. 19, 1960	A W 65-64
Dec. 14, 1961	H L 77-82
Jan. 8, 1962	A L 69-75
Feb. 7, 1969	A W 70-67
Jan. 22, 1970	H W 122-80
Dec. 7, 1973	N W 65-58
Nov. 27, 1976	A L 92-108
Feb. 8, 1992	H W 102-90
Feb. 18, 1992	A L 67-68
Jan. 20, 1993	A W 89-71
Feb. 20, 1993	H W 102-92
March 12, 1993	N L 75-87
Jan. 19, 1994	H W 60-57
Feb. 19, 1994	A W 79-71
Jan. 18, 1995	A W 67-66
Feb. 18, 1995	H W 62-57
Jan. 17, 1996	H W 75-62
Feb. 17, 1996	A L 59-67
Jan. 11, 1997	H L 70-76
Feb. 23, 1997	A W 67-65
Jan. 13, 1998	A L 65-86
Feb. 15, 1998	H L 49-78
Jan. 12, 1999	H W 70-64
Feb. 14, 1999	A L 45-78
March 4, 1999	N W (OT) 87-85
Jan. 12, 2000	H W 60-57
Feb. 12, 2000	A L 84-58
Jan. 31, 2001	H W (OT) 88-84
March 3, 2001	A W 75-63
March 8, 2001	H L 64-66
Jan. 24, 2002	H W 68-63
Feb. 23, 2002	A L 78-87
March 7, 2002	N W (OT) 91-84
Jan. 21, 2003	H W 60-59
Feb. 22, 2003	A L 60-74
March 13, 2003	N W 72-61
Jan. 13, 2004	A L 48-53
Feb. 14, 2004	H W 65-52
Jan. 12, 2005	H L 54-56
Feb. 27, 2005	A L 74-83
Jan. 4, 2006	A L 55-61
Feb. 1, 2006	H W 69-59
Jan. 3, 2007	H L 66-68
Feb. 7, 2007	A L 58-71
March 8, 2007	N W 67-66
Jan. 12, 2008	A L (2OT) 97-85
Feb. 19, 2008	H W 64-55
Feb. 7, 2009	A W 65-61
Feb. 28, 2009	H W 73-66
Feb. 10, 2010	A L 67-77
Feb. 28, 2010	H L 50-53
Cleveland State (2-2)	
H-2-0; A-0-1; N-0-1	
Feb. 18, 1980	H W 86-83
Dec. 19, 2000	A L (2OT) 85-87
Dec. 19, 2001	H W 76-63
Nov. 17, 2007	N L (OT) 66-69
Coastal Carolina (2-0)	
H-2-0; A-0-0; N-0-0	
Dec. 21, 2006	H W 78-65
Nov. 22, 2008	H W 82-70
Colorado State (1-0)	
H-0-0; A-0-0; N-1-0	
Dec. 28, 1975	N W 84-54
Connecticut (4-2)	
H-1-1; A-1-0; N-2-1	
Jan. 6, 1973	H W 91-55
Nov. 26, 1989	N L 60-63
Feb. 6, 1993	A W 86-74
Dec. 12, 1995	H L 61-79
March 25, 1997	N W (OT) 71-65
Nov. 26, 1997	N W 67-60
Creighton (0-1)	
H-0-0; A-0-0; N-0-1	
Dec. 29, 1964	N L 77-85
Culver-Stockton (0-1)	
H-0-1; A-0-0; N-0-0	
Dec. 8, 1951	H L 56-59

Davidson (1-0)	
H-0-0; A-0-0; N-1-0	
Dec. 30, 2002	N W 82-66
Dayton (3-3)	
H-1-0; A-2-3; N-0-0	
Feb. 15, 1969	H W 79-71
Feb. 7, 1970	A W 82-76
March 6, 1976	A L 81-95
Feb. 18, 1977	A W 76-71
Dec. 22, 1978	A L 80-97
Dec. 30, 1981	A L 79-93
Denver (1-0)	
H-0-0; A-0-0; N-1-0	
Jan. 3, 1972	N W 88-70
DePaul (2-3)	
H-0-0; A-1-0; N-1-3	
Dec. 28, 1964	N L 44-52
Feb. 23, 1992	N L 75-85
Dec. 9, 1995	N W 85-80
Dec. 31, 1997	A W 66-55
Nov. 24, 2000	N L 74-80
Detroit Mercy (1-0)	
(Formerly known as Detroit)	
H-1-0; A-0-0; N-0-0	
Dec. 29, 1994	H W 84-83
Drury (0-1)	
H-0-0; A-0-1; N-0-0	
Dec. 20, 1949	N L 52-59
Duke (6-30)	
H-6-12; A-1-17; N-0-1	
Jan. 3, 1954	A L 75-97
Jan. 6, 1992	A L 70-86
Jan. 30, 1992	H L 62-75
Jan. 24, 1993	H W (OT) 89-88
Feb. 24, 1993	A L 75-98
Jan. 22, 1994	A L 79-106
Feb. 23, 1994	H L 72-84
Jan. 21, 1995	H W 78-75
Feb. 22, 1995	A L 67-72
Jan. 20, 1996	A L 65-85
Feb. 22, 1996	H L 87-93
Dec. 5, 1996	A L (OT) 66-72
Feb. 15, 1997	H L 79-89
Jan. 10, 1998	H L 63-75
Feb. 10, 1998	A L 72-86
Jan. 16, 1999	A L 75-98
Feb. 17, 1999	H L 59-85
Jan. 16, 2000	H L 54-85
Feb. 16, 2000	A L 68-101
Jan. 4, 2001	H L 72-99
Feb. 4, 2001	A L 58-100
Jan. 6, 2002	H W 77-

SERIES RECORDS — GAME-BY-GAME

Date Site W/L Score
(continued from page 181)

Erskine (1-1)			
H-1-0; A-0-1; N-0-0			
Feb. 5, 1948	A	L	45-47
Feb. 28, 1948	H	W	49-48
Evansville (1-1)			
H-0-0; A-0-1; N-1-0			
Dec. 30, 1967	A	L	67-76
March 18, 1993	N	W	82-70
Fairleigh Dickinson (3-0)			
H-3-0; A-0-0; N-0-0			
Feb. 26, 1974	H	W	86-58
Jan. 11, 1978	H	W	85-43
Dec. 6, 2003	H	W	83-46
Florida (22-39)			
H-9-15; A-6-19; N-7-6			
Dec. 29, 1951	N	L	51-61
Dec. 27, 1954	N	L	79-82
Dec. 10, 1956	N	L	65-67
Dec. 11, 1957	A	L	70-71
Dec. 13, 1958	H	W	82-60
Dec. 5, 1959	A	L	71-81
Dec. 14, 1960	H	L	67-74
Feb. 22, 1961	A	L	74-75
Dec. 7, 1961	A	W	85-71
Feb. 21, 1962	A	W	79-56
Dec. 6, 1962	H	L	59-80
Jan. 23, 1963	A	L	50-52
Dec. 3, 1963	H	L	55-78
Jan. 23, 1964	A	L	50-52
Dec. 9, 1964	H	W	51-50
Feb. 23, 1965	A	L	65-77
Dec. 8, 1965	A	L	62-75
Jan. 18, 1966	H	L	65-74
Feb. 7, 1966	A	L	30-50
Feb. 22, 1967	H	L	75-90
Dec. 7, 1967	H	L	87-95
Feb. 21, 1968	A	L	64-89
Dec. 30, 1969	N	W	88-63
Dec. 9, 1978	N	W	68-61
Dec. 8, 1979	N	W	87-70
Dec. 13, 1980	N	L	74-81
Jan. 26, 1981	A	W	82-71
Dec. 12, 1981	N	L	65-81
Jan. 11, 1982	H	W	82-67
Dec. 19, 1982	H	L	63-84
Dec. 2, 1983	A	W	67-60
Dec. 23, 1983	H	W	87-64
Nov. 30, 1984	H	L	65-68
Feb. 4, 1985	A	L	79-86
Nov. 29, 1985	A	L	66-85
Nov. 28, 1986	H	W	80-76
Dec. 12, 1987	A	L	48-71
Dec. 3, 1988	H	W	104-86
Dec. 1, 1989	A	L	69-82
Nov. 30, 1990	H	L	68-85
Jan. 27, 1992	A	W	68-67
Jan. 2, 1993	H	L	86-89
Dec. 18, 1993	N	W	69-59
Feb. 21, 1994	A	L	61-72
Dec. 17, 1994	N	L (2 OT)	65-71
Feb. 20, 1995	H	L	62-75
Dec. 16, 1995	N	W	74-52
Dec. 21, 1996	N	W	79-65
Dec. 14, 1997	N	W	83-81
Nov. 20, 1998	H	L	66-82
Nov. 19, 1999	A	L	61-96
Nov. 17, 2000	H	L	70-85
Nov. 16, 2001	A	L	47-68
Dec. 6, 2002	H	L	57-58
Jan. 3, 2004	A	L	73-87
Jan. 2, 2005	H	W	82-69
Nov. 25, 2005	A	L	66-74
Dec. 3, 2006	H	W	70-66
Nov. 23, 2007	A	W	65-51
Dec. 7, 2008	H	W	57-55
Nov. 24, 2009	A	L	52-68
Florida A&M (5-0)			
H-5-0; A-0-0; N-0-0			
Nov. 30, 1979	H	W	101-63
Feb. 21, 1981	H	W	92-79
Nov. 29, 1981	H	W	81-67
Dec. 6, 1982	H	W	81-79
Dec. 7, 1991	H	W (forfeit)	2-0
Florida Atlantic (4-0)			
H-4-0; A-0-0; N-0-0			
Dec. 1, 1993	H	W	110-59
Dec. 3, 1994	H	W	101-63
Dec. 2, 1996	H	W	93-56
Dec. 2, 1997	H	W	90-52

Date Site W/L Score

Florida Institute of Technology (1-0)			
H-1-0; A-0-0; N-0-0			
Dec. 14, 1985	H	W	122-83
Florida International (8-1)			
H-7-1; A-1-0; N-0-0			
Dec. 10, 1983	H	W	94-75
Dec. 3, 1984	H	W	97-43
Dec. 2, 1987	H	W	121-75
Nov. 27, 1988	H	W	100-75
Dec. 29, 1990	A	W	92-73
Nov. 25, 1994	H	W	88-41
Nov. 28, 1995	H	W	92-44
Dec. 12, 2004	H	L	60-65
Dec. 6, 2009	H	W	82-62
Florida Presbyterian (1-0)			
H-0-0; A-1-0; N-0-0			
Dec. 2, 1967	A	W	90-66
Florida Southern (23-7)			
H-13-1; A-9-6; N-0-1			
Feb. 13, 1948	A	L	41-47
Feb. 21, 1948	H	W	55-48
Dec. 10, 1948	H	W	46-38
Dec. 11, 1948	H	W	63-45
Jan. 13, 1950	A	L	65-71
Jan. 14, 1950	A	L	48-59
Feb. 28, 1950	A	L	56-68
Dec. 16, 1950	A	W	86-55
Jan. 13, 1951	H	W	44-41
Jan. 16, 1952	A	L	51-54
Jan. 23, 1952	H	W	72-53
Jan. 13, 1953	A	W	71-69
Feb. 13, 1953	A	W	79-77
Jan. 13, 1954	A	W	98-80
Jan. 21, 1954	H	W	99-71
Jan. 7, 1955	A	W	73-69
Feb. 7, 1955	H	W	84-63
Feb. 13, 1956	H	W	92-74
Feb. 18, 1956	A	W	85-81
Feb. 5, 1957	A	L	63-78
Feb. 11, 1957	H	L	67-73
Feb. 24, 1966	H	W	99-54
Feb. 18, 1967	A	W	84-76
Feb. 10, 1968	H	W	104-82
Feb. 27, 1969	A	W	84-79
Feb. 10, 1970	H	W	98-74
Feb. 25, 1971	A	W	74-66
Jan. 29, 1972	H	W	84-63
Dec. 18, 1978	A	W	106-75
Feb. 11, 1980	A	W	85-77
Furman (7-3)			
H-4-1; A-2-2; I-0			
Jan. 3, 1957	N	W	108-96
Dec. 14, 1957	A	L	89-95
Dec. 6, 1958	H	W	73-72
Feb. 13, 1960	A	W	105-98
Feb. 20, 1961	H	W	99-57
Jan. 6, 1962	A	L	64-67
Feb. 6, 1964	H	W	57-48
Dec. 30, 1983	H	W	93-91
Dec. 29, 1984	A	W	97-75
Dec. 4, 2000	H	L (OT)	74-79
George Washington (2-0)			
H-0-0; A-2-0; N-0-0			
Dec. 29, 1967	A	W	94-69
Jan. 25, 1979	A	W	71-68
Georgetown (3-0)			
H-2-0; A-0-0; N-1-0			
Dec. 20, 1969	H	W	98-65
Jan. 8, 1973	H	W	101-70
March 21, 1992	N	W	78-68
Georgetown College (1-0)			
H-1-0; A-0-0; N-0-0			
Nov. 24, 2003	H	W	81-67
Georgia (19-12)			
H-9-3; A-6-5; N-4-4			
Jan. 17, 1948	A	L	46-65
Feb. 12, 1948	H	L	42-44
Dec. 27, 1951	N	L	50-79
Dec. 28, 1954	N	W	97-87
Jan. 15, 1955	H	W	90-81
Feb. 14, 1955	A	W	88-79
Jan. 13, 1956	A	W	79-76
March 5, 1956	H	W	80-75
Jan. 1, 1957	H	L	68-72
Jan. 21, 1957	A	W	86-63
Jan. 2, 1958	N	W	92-80
March 3, 1958	H	W	85-77
Dec. 20, 1958	N	L	72-83
Jan. 18, 1959	A	L	91-94
Dec. 30, 1959	N	L	66-69
Feb. 29, 1960	H	W	95-82
Dec. 28, 1960	N	L	56-62
Feb. 16, 1961	A	W	77-68
Feb. 15, 1962	A	W	71-62
March 2, 1962	H	W	101-69

Date Site W/L Score

Dec. 27, 1962	N	W	77-69
Jan. 14, 1963	H	W	88-54
Jan. 17, 1963	A	L	76-90
Jan. 18, 1964	H	W	64-63
March 3, 1964	A	L	70-85
Jan. 7, 1965	A	W	64-55
March 6, 1965	H	W	85-83
Jan. 3, 1966	A	L	57-63
March 5, 1966	H	W	87-69
Dec. 20, 1980	N	W	64-62
Dec. 1, 1981	H	L	67-70
Georgia Southern (15-4)			
H-7-2; A-3-2; N-5-0			
Jan. 15, 1948	H	L	56-60
Feb. 20, 1948	A	L	47-65
March 3, 1951	N	W	69-67
Jan. 19, 1952	H	L	75-93
Dec. 6, 1952	A	W	68-63
Dec. 11, 1953	H	W	68-58
Feb. 17, 1954	A	W	89-85
Dec. 6, 1954	H	W	75-67
March 1, 1955	H	W	91-83
Jan. 14, 1956	A	L	81-90
Dec. 29, 1962	N	W	79-60
Feb. 11, 1971	A	W	113-81
Dec. 1, 1972	H	W	109-97
Jan. 14, 1974	N	W	92-89
Jan. 9, 1975	N	W	101-77
Feb. 22, 1975	H	W	104-71
Jan. 5, 1979	N	W	96-83
Dec. 20, 1998	H	W	80-43
Nov. 12, 2007	H	W	92-67
Georgia State (7-0)			
H-4-0; A-3-0; N-0-0			
Feb. 13, 1975	H	W	81-72
Jan. 31, 1976	A	W	66-58
Feb. 21, 1976	H	W	92-70
Dec. 7, 2006	A	W	87-55
Nov. 20, 2007	H	W	78-48
Dec. 13, 2009	A	W	62-57
Dec. 15, 2009	H	W	62-55
Georgia Tech (34-27)			
H-18-10; A-13-16; N-3-1			
Jan. 19, 1963	A	L	55-70
Feb. 15, 1964	A	L	73-77
Jan. 20, 1965	H	W	72-65
Feb. 15, 1965	A	L	76-77
Jan. 31, 1966	H	W	71-66
Feb. 14, 1966	A	L	88-95
Jan. 28, 1967	H	L	68-75
Feb. 25, 1967	A	L	84-102
Jan. 20, 1968	A	W	73-57
Feb. 24, 1968	H	W	72-67
Feb. 18, 1969	H	L	76-84
Feb. 22, 1969	A	W	98-80
Jan. 24, 1970	A	W	89-83
Feb. 21, 1970	H	W	97-80
Jan. 23, 1971	H	L	67-85
Feb. 8, 1971	A	W	81-76
Jan. 22, 1972	A	W	71-69
Feb. 19, 1972	H	W	108-50
March 3, 1977	N	L	67-72
Feb. 21, 1978	H	W	78-72
Feb. 25, 1978	A	W	85-82
March 2, 1978	N	W	71-69
Jan. 23, 1979	H	W	79-73
Feb. 10, 1979	A	L	73-75
Jan. 23, 1992	A	W	83-79
Feb. 15, 1992	H	W	80-67
Jan. 31, 1993	H	W	96-77
March 4, 1993	A	W	83-82
Jan. 29, 1994	A	W	74-73
March 2, 1994	H	W	71-68
Jan. 29, 1995	H	L	67-80
March 2, 1995	A	L	67-69
Jan. 27, 1996	A	L	58-79
Feb. 28, 1996	H	L	68-83
Jan. 15, 1997	A	L	58-71
Feb. 9, 1997	H	W	64-62
Jan. 18, 1998	A	W	70-67
Feb. 18, 1998	H	L	59-72
Jan. 9, 1999	A	W	75-56
Feb. 11, 1999	H	L (2 OT)	108-111
Jan. 19, 2000	A	L	62-65
Feb. 21, 2000	H	W	64-54
March 9, 2000	N	W	63-62
Jan. 27, 2001	A	L	68-77
Feb. 28, 2001	H	W	69-59
Jan. 30, 2002	A	L	46-77
March 2, 2002	H	L	78-86
Jan. 14, 2003	A	L	74-81
Feb. 15, 2003	H	W	71-64
Feb. 3, 2004	H	W	81-65
March 6, 2004	A	L	60-63
Feb. 2, 2005	A	L	61-64
Feb. 20, 2005	H	L	75-76

Date Site W/L Score

Feb. 9, 2006	H	W	81-80
Jan. 13, 2007	A	L	80-88
Feb. 13, 2007	H	L	57-63
Dec. 30, 2007	A	W	66-64
Feb. 5, 2009	H	W	62-58
March 13, 2009	N	W	64-63
Dec. 20, 2009	A	W (OT)	66-59
Jan. 14, 2010	W	H	68-66
Gonzaga (0-1)			
H-0-0; A-0-0; N-0-1			
March 19, 2010	N	L	60-67
Hardin-Simmons (1-0)			
H-1-0; A-0-0; N-0-0			
Jan. 21, 1987	H	W	93-79
Hawaii (1-2)			
H-1-0; A-0-0; N-0-0			
Jan. 23, 1969	H	W	92-60
Dec. 18, 1971	A	L (forfeit)	10-30
Dec. 22, 1971	A	L	76-80
High Point (1-0)			
H-1-0; A-0-0; N-0-0			
Dec. 18, 2006	H	W	81-64

SERIES RECORDS — GAME-BY-GAME

Date	Site	W/L	Score	Date	Site	W/L	Score	Date	Site	W/L	Score	Date	Site	W/L	Score
Jan. 26, 1977	H	L	70-77	Louisiana State (2-3)				Maryland (10-28)				March 9, 1985	N	L	86-90
Feb. 23, 1977	A	L	64-70	H-1-0; A-0-2; N-1-1				H-7-10; A-3-14; N-0-4				Feb. 10, 1986	A	L	73-99
Jan. 3, 1979	A	L	68-71	Dec. 18, 1957	A	L	65-67	Jan. 18, 1992	A	W	91-83	Feb. 22, 1986	H	W	82-80
Feb. 3, 1979	H	W	84-81	Dec. 27, 1958	H	W	82-67	Feb. 5, 1992	H	L	85-93	March 8, 1986	N	L	71-73
Dec. 2, 1979	H	L	76-77	Dec. 1, 1959	A	L	78-89	Jan. 13, 1993	H	W	105-85	Jan. 19, 1987	A	L	68-76
Feb. 16, 1980	A	W	64-55	Dec. 16, 1967	N	W	130-100	Feb. 13, 1993	A	W	87-84	Feb. 11, 1987	H	W	98-89
Dec. 6, 1980	A	W	59-57	Dec. 30, 2004	N	L	50-67	Jan. 11, 1994	A	L	74-80	Jan. 13, 1988	H	W	92-85
Jan. 20, 1981	H	W	59-50	Louisville (9-30)				Feb. 12, 1994	H	L	66-69	Feb. 20, 1988	A	L	76-81
Dec. 4, 1981	N	W	94-93	H-6-10; A-2-17; N-1-3				Jan. 10, 1995	H	L	57-70	March 12, 1988	A	L	74-81
Dec. 9, 1981	A	L	80-83	Dec. 16, 1968	A	L	78-79	Feb. 11, 1995	A	L	65-80	Feb. 1, 1989	H	L	82-99
Jan. 27, 1982	H	L	79-80	Dec. 22, 1969	H	W	79-69	March 10, 1995	N	L	64-71	Feb. 18, 1989	A	L	78-89
Dec. 11, 1982	N	W	81-66	Dec. 15, 1973	A	L	78-90	Feb. 10, 1996	H	W	100-78	Jan. 24, 1990	H	W	78-72
Jan. 4, 1983	H	W	61-60	Dec. 14, 1974	H	L	75-84	March 4, 1996	A	L	78-88	Feb. 13, 1990	A	L	69-81
Feb. 12, 1983	A	W	83-74	Dec. 27, 1974	A	L	61-79	Jan. 29, 1997	H	W	74-70	Jan. 24, 1991	A	L	66-67
Dec. 8, 1983	A	W	76-63	Jan. 3, 1977	A	L	75-78	Feb. 13, 1997	A	L	57-73	Feb. 21, 1991	H	W	76-64
Feb. 13, 1984	H	L	47-56	Jan. 22, 1978	A	W	70-60	Jan. 7, 1998	A	L	74-81	Mercer (15-8)			
Dec. 5, 1984	H	W	61-60	Feb. 17, 1978	H	W	81-70	Feb. 7, 1998	H	L	62-68	H-10-2; A-3-6; N-2-0			
Feb. 13, 1985	A	W	88-72	March 4, 1978	N	L	93-94	Jan. 27, 1999	A	L	87-107	Jan. 23, 1948	H	L	48-61
Jan. 4, 1986	A	L	62-69	Jan. 20, 1979	H	L	65-67	Feb. 27, 1999	H	L	75-84	Feb. 3, 1948	A	L	43-68
Jan. 3, 1987	H	L	78-90	Feb. 1, 1979	A	L	71-84	March 5, 1999	N	L	69-93	Jan. 18, 1949	H	L	56-65
Jan. 6, 1988	A	W	87-63	Jan. 27, 1980	A	L	73-79	Jan. 29, 2000	H	L	63-82	Jan. 28, 1949	A	L	59-62
Jan. 11, 1989	H	W	85-70	Feb. 24, 1980	H	L	75-83	March 1, 2000	A	L	70-85	Feb. 26, 1949	N	W	52-46
Jan. 8, 1990	H	W	104-99	March 1, 1980	A	L	72-81	March 10, 2000	N	L	61-82	Jan. 17, 1950	H	W	63-45
Feb. 16, 1991	A	W	99-79	Jan. 17, 1981	A	L	78-98	Jan. 14, 2001	H	L	55-76	Feb. 1, 1950	A	L	61-69
Nov. 26, 1991	H	W	100-91	Feb. 7, 1981	H	L	73-82	Feb. 14, 2001	A	W	74-71	Dec. 11, 1950	A	W	55-52
Feb. 2, 1993	A	W	92-77	Jan. 4, 1982	A	L	57-79	Jan. 26, 2002	A	L	63-84	Feb. 17, 1951	H	W	69-64
Dec. 2, 1995	H	W	87-80	Jan. 30, 1982	H	W	71-65	Feb. 27, 2002	H	L	63-96	Feb. 27, 1951	A	L	65-69
Dec. 14, 1996	A	W	108-84	March 6, 1982	N	L	73-97	March 8, 2002	N	L	59-85	Dec. 5, 1952	A	L	62-78
Dec. 6, 1997	H	W	77-44	Jan. 8, 1983	H	L	69-96	Jan. 11, 2003	A	L	62-89	Dec. 13, 1952	H	W	77-76
Dec. 17, 1998	A	W	72-53	Feb. 7, 1983	A	L	63-89	Feb. 12, 2003	H	L	72-74	March 4, 1953	N	W	87-77
Nov. 27, 1999	H	W	83-59	Jan. 25, 1984	A	L	71-95	Dec. 28, 2003	H	W	79-75	Dec. 8, 1953	H	W	72-70
Dec. 17, 2000	H	W	75-61	Feb. 6, 1984	H	W	75-60	Feb. 8, 2004	A	L	62-73	Jan. 30, 1954	A	L	63-70
Dec. 21, 2004	H	W	101-57	Jan. 12, 1985	H	L	62-63	Dec. 19, 2004	A	L	(OT) 88-90	Jan. 11, 1972	H	W	96-78
Nov. 19, 2005	A	W	78-48	Feb. 20, 1985	A	L	72-83	Feb. 22, 2006	H	W	71-60	March 3, 1973	H	W	112-94
Nov. 15, 2008	A	W	59-57	Jan. 15, 1986	H	L	64-85	Jan. 30, 2007	H	W	96-79	Feb. 24, 1975	H	W	91-68
Nov. 16, 2009	H	W	87-61	Feb. 19, 1986	A	L	67-89	Feb. 21, 2007	A	L	55-73	Feb. 28, 1976	H	W	90-67
Jacksonville State (Ala.) (2-0)				Jan. 7, 1987	H	L	64-73	Feb. 16, 2008	A	L	72-82	Jan. 31, 1977	A	W	66-65
H-2-0; A-0-0; N-0-0				Feb. 18, 1987	A	L	61-87	Jan. 17, 2009	H	W	(OT) 73-70	Jan. 20, 1992	H	W	78-64
Dec. 16, 1953	H	W	72-61	Jan. 9, 1988	H	W	83-76	Jan. 10, 2010	A	L	68-77	Nov. 27, 2002	H	W	83-47
Dec. 4, 1954	H	W	103-76	Feb. 17, 1988	A	L	62-82	Feb. 4, 2010	H	L	65-71	Nov. 21, 2009	A	W	89-50
James Madison (2-0)				Feb. 6, 1989	A	W	81-78	Maryland-Baltimore County (2-0)				Miami (FL) (36-28)			
(Formerly known as Madison College)				Feb. 16, 1989	H	L	(OT) 77-78	H-2-0; A-0-0; N-0-0				H-24-6; A-11-22; N-1-1			
H-1-0; A-1-0; N-0-0				March 12, 1989	N	L	80-87	Dec. 28, 1992	H	W	109-80	Dec. 19, 1950	A	L	61-80
Feb. 14, 1976	A	W	85-65	Jan. 14, 1990	H	L	66-73	Dec. 28, 1995	H	W	80-56	Jan. 11, 1952	A	L	56-93
Jan. 12, 1977	H	W	69-66	Feb. 6, 1990	A	L	50-69	Maryland-Eastern Shore (1-0)				Feb. 11, 1952	H	L	63-76
Kansas (0-2)				Jan. 12, 1991	H	W	77-66	H-1-0; A-0-0; N-0-0				Feb. 28, 1952	A	W	73-70
H-0-0; A-0-1; N-0-1				Feb. 9, 1991	A	L	72-88	H-1-0; A-0-0; N-0-0				Jan. 9, 1953	A	L	63-93
Dec. 9, 1966	A	L	48-62	March 9, 1991	N	W	76-69	Massachusetts (2-3)				Feb. 23, 1953	H	W	81-75
Nov. 28, 1997	N	L	58-73	Loyola-Maryland (1-0)				H-2-0; A-0-2; N-0-1				Jan. 9, 1954	A	L	61-78
Kansas State (0-2)				H-1-0; A-0-0; N-0-0				Dec. 2, 1992	H	W	67-64	Feb. 5, 1954	H	W	76-69
H-0-0; A-0-1; N-0-1				Nov. 17, 1997	H	W	89-72	Feb. 3, 1994	A	L	58-62	Dec. 20, 1954	H	W	71-66
Dec. 10, 1966	A	L	58-81	Loyola of New Orleans (8-13)				Dec. 18, 1999	N	L	60-69	Feb. 25, 1955	A	W	86-80
Nov. 24, 1989	N	L	70-71	H-7-4; A-1-9; N-0-0				Feb. 15, 2005	A	L	68-78	Jan. 7, 1956	H	W	78-76
Kent State (1-2)				Feb. 9, 1951	H	L	65-75	Feb. 12, 2006	H	W	73-63	Feb. 25, 1956	A	L	85-91
H-0-1; A-1-0; N-0-1				Jan. 5, 1952	A	L	52-74	McNeese (1-0)				Jan. 12, 1957	H	L	77-85
Jan. 13, 1969	H	L	67-76	Jan. 6, 1953	H	L	66-72	H-1-0; A-0-0; N-0-0				Feb. 23, 1957	A	L	82-98
Feb. 5, 1970	A	W	80-79	Feb. 21, 1953	A	L	77-85	H-1-0; A-0-0; N-0-0				Jan. 18, 1958	H	W	71-70
Nov. 27, 2004	N	L	59-69	Jan. 7, 1954	H	L	76-80	Memphis State (22-31)				Feb. 22, 1958	A	L	66-86
Kentucky (2-6)				Feb. 13, 1954	A	L	72-88	H-16-7; A-6-20; N-0-4				Dec. 19, 1958	N	L	79-85
H-0-0; A-1-5; N-1-1				Feb. 19, 1955	A	L	95-101	Feb. 2, 1953	A	L	73-87	Jan. 17, 1959	H	W	93-69
Dec. 1, 1958	A	L	68-91	Feb. 22, 1955	H	W	87-84	Jan. 13, 1958	A	L	56-59	Feb. 28, 1959	A	L	85-92
Dec. 3, 1960	A	W	63-58	Jan. 16, 1956	H	W	85-75	Feb. 18, 1958	H	L	51-68	Jan. 16, 1960	H	L	91-93
Dec. 12, 1962	A	L	54-83	March 3, 1956	A	L	72-75	Jan. 13, 1959	H	L	72-75	Feb. 27, 1960	A	L	89-107
March 18, 1972	N	W	73-54	Feb. 20, 1957	H	W	79-72	Feb. 10, 1959	A	L	69-93	Jan. 14, 1961	H	W	89-78
Feb. 7, 1977	A	L	57-97	March 2, 1957	A	L	56-82	Jan. 11, 1960	A	L	71-86	Feb. 25, 1961	A	L	73-75
March 11, 1978	A	L	76-85	Dec. 17, 1957	A	L	56-82	Feb. 9, 1960	H	L	69-83	Jan. 13, 1962	H	W	65-60
March 9, 1980	A	L	78-87	Feb. 7, 1958	H	L	67-79	Jan. 16, 1964	H	W	91-90	Feb. 24, 1962	A	W	83-80
March 27, 1993	N	L	81-106	Dec. 2, 1959	A	L	61-60	Feb. 10, 1964	A	L	72-84	Jan. 12, 1963	H	W	77-74
La Salle (3-1)				Feb. 7, 1959	H	W	61-60	Jan. 16, 1965	H	W	74-61	Feb. 23, 1963	A	L	70-99
H-2-0; A-1-1; N-0-0				Dec. 2, 1959	A	L	64-71	Feb. 6, 1965	A	W	81-70	Jan. 11, 1964	H	W	80-78
Feb. 23, 1989	A	L	100-101	Feb. 22, 1960	H	W	69-50	Jan. 15, 1966	H	W	67-63	Feb. 29, 1964	A	L	80-82
Dec. 9, 1990	H	W	83-74	Jan. 9, 1961	H	W	73-55	Feb. 5, 1966	A	L	66-81	Jan. 9, 1965	A	W	67-66
Jan. 5, 2008	H	W	81-76	Feb. 28, 1961	A	W	72-68	Jan. 16, 1967	A	L	42-46	March 1, 1965	A	L	72-85
Nov. 18, 2008	A	W	65-61	Jan. 10, 1966	H	W	73-53	Feb. 4, 1967	H	W	55-51	Jan. 7, 1966	H	W	78-62
Lafayette (1-0)				Feb. 7, 196											

SERIES RECORDS — GAME-BY-GAME

Date	Site	W/L	Score
(continued from page 183)			
March 5, 2006	A	W	67-64
Jan. 20, 2007	H	W	82-73
March 3, 2007	A	W	(OT) 98-90
Feb. 6, 2008	A	W	62-55
March 8, 2008	H	W	(OT) 75-72
Jan. 21, 2009	A	L	69-75
Feb. 18, 2009	H	W	80-67
Feb. 6, 2010	H	W	71-65
March 6, 2010	A	W	61-60
Miami (Ohio) (0-1)			
H-0-0; A-0-0; N-0-1			
Dec. 19, 1970	N	L	64-67
Michigan (1-1)			
H-1-0; A-0-0; N-0-1			
March 27, 1997	N	L	73-82
March 15, 2007	H	W	87-66
Michigan State (1-0)			
H-1-0; A-0-0; N-0-0			
March 17, 1997	H	W	68-63
Middle Tennessee State (0-1)			
H-0-0; A-0-0; N-0-1			
March 16, 1989	N	L	83-97
Millikin (0-1)			
H-0-0; A-0-0; N-0-1			
March 15, 1951	N	L	60-91
Millsaps (2-0)			
H-0-0; A-1-0; N-1-0			
Feb. 5, 1949	A	W	49-46
Jan. 26, 1950	N	W	62-45
Minnesota (4-3)			
H-2-1; A-1-2; N-1-0			
March 16, 1972	N	W	70-56
Dec. 31, 1977	A	L	74-88
Dec. 20, 1979	H	W	112-91
Dec. 2, 1980	A	L	66-79
Nov. 29, 2000	H	L	71-76
Nov. 30, 2004	A	W	70-69
Nov. 27, 2007	H	W	75-61
Mississippi (3-1)			
H-2-0; A-1-1; N-0-0			
Jan. 9, 1951	H	W	63-58
Feb. 14, 1951	A	L	75-79
Dec. 3, 2003	H	W	66-60
Dec. 4, 2004	A	W	69-64
Mississippi College (5-1)			
H-3-0; A-1-1; N-1-0			
Dec. 7, 1948	H	W	53-21
Feb. 4, 1949	A	L	46-57
Dec. 5, 1949	H	W	43-24
Dec. 6, 1949	H	W	51-45
Feb. 28, 1950	N	W	74-63
Feb. 15, 1951	A	W	77-54
Mississippi State (4-4)			
H-2-0; A-1-3; N-1-1			
Dec. 10, 1951	A	L	47-75
Dec. 20, 1952	H	W	82-52
Dec. 4, 1953	A	L	75-87
Jan. 19, 1955	A	W	71-76
Feb. 21, 1955	H	W	102-86
Dec. 21, 1955	N	L	71-79
Dec. 29, 1998	N	W	69-58
March 20, 2007	A	L	71-86
Missouri (2-1)			
H-1-0; A-0-1; N-1-0			
Dec. 11, 1976	A	L	63-65
Dec. 21, 1977	H	W	97-64
Dec. 19, 1980	N	W	68-64
Missouri State (0-1)			
(Formerly known as Southwest Missouri State)			
H-0-0; A-0-1; N-0-0			
Dec. 21, 1949	A	L	52-79
Missouri Western (1-0)			
H-1-0; A-0-0; N-0-0			
Nov. 30, 1976	H	W	109-80
Monmouth College (2-0)			
H-2-0; A-0-0; N-0-0			
March 5, 1984	H	W	82-55
Feb. 2, 1988	H	W	82-68
Montana (1-0)			
H-0-0; A-0-0; N-1-0			
March 19, 1992	N	W	78-68
Montana State (1-0)			
H-0-0; A-0-0; N-1-0			
March 7, 1955	N	W	93-84
Morehead State (1-1)			
H-1-0; A-0-0; N-0-1			
Jan. 2, 1957	N	L	75-97
Jan. 30, 1960	H	W	78-75
Morgan State (3-0)			
H-3-0; A-0-0; N-0-0			
Dec. 3, 1990	H	W	89-48
Dec. 20, 1993	H	W	90-67
Dec. 30, 2000	H	W	74-64

Date	Site	W/L	Score
Morningside (1-0)			
H-1-0; A-0-0; N-0-0			
Dec. 16, 1955	H	W	104-93
Mount Saint Mary's (1-0)			
H-1-0; A-0-0; N-0-0			
Dec. 22, 1993	H	W	108-81
Murray State (2-1)			
H-1-0; A-0-1; N-1-0			
Dec. 7, 1957	H	W	84-60
Feb. 9, 1959	A	L	71-96
Dec. 30, 1998	N	W	(OT) 80-76
Navy (1-0)			
H-0-0; A-0-0; N-1-0			
Dec. 17, 1977	N	W	82-55
Nebraska (1-0)			
H-0-0; A-0-0; N-1-0			
Dec. 31, 2005	N	W	74-60
Nevada-Las Vegas (0-1)			
H-0-0; A-0-1; N-0-0			
Dec. 22, 1990	A	L	69-101
New Hampshire (1-0)			
H-1-0; A-0-0; N-0-0			
Dec. 30, 1968	H	W	104-52
New Mexico (3-1)			
H-2-0; A-1-1; N-0-0			
Feb. 1, 1974	H	W	90-71
Jan. 27, 1975	A	L	(OT) 78-84
Jan. 2, 1983	A	W	74-71
Feb. 22, 1983	H	W	79-77
New Orleans (3-2)			
H-3-0; A-0-2; N-0-0			
Jan. 22, 1986	A	L	55-76
Feb. 12, 1986	H	W	96-77
Feb. 21, 1989	A	L	77-83
Dec. 9, 1989	H	W	66-64
Dec. 19, 2006	H	W	69-50
New York University (1-0)			
H-0-0; A-0-0; N-1-0			
Dec. 30, 1955	N	W	85-83
Nicholls State (2-0)			
H-2-0; A-0-0; N-0-0			
Nov. 26, 2003	H	W	99-54
Nov. 9, 2007	H	W	81-58
Norfolk State (1-0)			
H-1-0; A-0-0; N-0-0			
Nov. 23, 1999	H	W	81-70
North Carolina (10-40)			
H-4-13; A-4-20; N-2-8			
Dec. 16, 1965	A	L	80-115
Dec. 20, 1966	A	L	54-81
Feb. 1, 1968	A	L	80-86
Feb. 8, 1969	A	L	82-100
Dec. 13, 1969	A	L	75-86
Feb. 22, 1971	A	L	61-70
March 23, 1972	N	W	79-75
Feb. 17, 1973	N	L	79-91
Feb. 16, 1974	N	L	85-104
Jan. 5, 1985	N	L	69-78
Dec. 31, 1985	A	L	64-109
Dec. 15, 1991	A	W	86-74
Feb. 27, 1992	H	W	110-96
March 14, 1992	N	L	76-80
Jan. 27, 1993	A	L	77-82
Feb. 27, 1993	H	L	76-86
Jan. 26, 1994	H	L	77-90
Feb. 26, 1994	A	L	75-78
March 11, 1994	N	L	69-83
Jan. 25, 1995	A	L	70-100
Feb. 25, 1995	H	L	78-80
Jan. 24, 1996	H	L	71-82
Feb. 24, 1996	A	W	84-80
Jan. 22, 1997	H	W	84-71
Feb. 6, 1997	A	L	62-90
Dec. 20, 1997	H	L	73-81
Jan. 24, 1998	A	L	55-103
Jan. 6, 1999	H	L	54-72
Feb. 7, 1999	A	L	64-98
Jan. 22, 2000	A	W	76-71
Feb. 23, 2000	H	L	67-70
Jan. 20, 2001	H	L	70-80
Feb. 22, 2001	A	L	67-95
Jan. 16, 2002	H	W	81-71
Feb. 17, 2002	A	L	85-95
Dec. 22, 2002	H	L	48-69
Feb. 8, 2003	A	L	60-61
Jan. 22, 2004	H	W	90-81
Feb. 21, 2004	A	L	71-78
Feb. 6, 2005	H	L	60-81
March 3, 2005	A	L	76-91
Jan. 22, 2006	H	L	80-91
Jan. 7, 2007	A	L	58-84
March 9, 2007	N	L	58-73
Feb. 3, 2008	H	L	(OT) 73-84
March 4, 2008	A	L	77-90
March 14, 2008	N	L	70-82
Jan. 28, 2009	H	L	77-80

Date	Site	W/L	Score
March 19, 2009	N	W	73-70
Feb. 24, 2010	A	W	77-67
North Carolina State (18-27)			
H-9-7; A-8-15; N-1-6			
Dec. 1, 1955	A	L	63-88
Jan. 10, 1957	A	L	59-64
March 15, 1984	A	W	74-71
Jan. 19, 1985	A	L	66-72
Dec. 4, 1985	H	W	76-67
Dec. 27, 1989	N	L	72-90
Jan. 25, 1992	H	W	98-76
Feb. 10, 1992	A	W	87-79
March 13, 1992	N	W	93-80
Jan. 16, 1993	H	W	70-54
Feb. 17, 1993	A	W	72-71
Jan. 16, 1994	A	L	70-78
Feb. 16, 1994	H	W	75-70
Jan. 15, 1995	H	W	107-79
Feb. 15, 1995	A	L	77-86
Jan. 13, 1996	A	L	65-71
Feb. 14, 1996	H	W	79-66
March 7, 1996	N	L	65-80
Jan. 4, 1997	H	W	71-51
Feb. 26, 1997	A	L	44-67
Jan. 3, 1998	A	W	68-55
Jan. 28, 1998	H	W	64-52
March 5, 1998	N	L	63-65
Jan. 23, 1999	H	W	71-59
Feb. 24, 1999	A	L	63-71
Feb. 2, 2000	A	L	58-68
March 5, 2000	H	L	51-70
Jan. 25, 2001	H	L	(OT) 81-84
Feb. 25, 2001	A	L	46-71
Jan. 8, 2002	A	L	62-77
Feb. 10, 2002	H	L	67-76
Jan. 18, 2003	H	L	63-70
Feb. 18, 2003	A	L	60-71
Jan. 11, 2004	H	L	53-58
Feb. 10, 2004	A	L	59-75
March 12, 2004	N	L	71-78
Jan. 26, 2005	A	W	70-64
March 10, 2005	N	L	54-70
Feb. 15, 2006	A	L	64-86
Feb. 24, 2007	H	W	78-52
Jan. 26, 2008	H	L	66-69
Feb. 27, 2008	A	W	72-62
Jan. 13, 2009	A	W	78-65
Jan. 12, 2010	H	L	81-88
March 12, 2010	N	L	52-58
Northwestern (3-2)			
H-1-0; A-1-2; N-1-0			
Dec. 23, 1972	N	W	91-73
Dec. 1, 1999	A	W	60-46
Nov. 28, 2001	A	L	50-57
Dec. 1, 2003	H	W	71-53
Dec. 3, 2008	A	L	59-73
Oglethorpe (2-1)			
H-2-0; A-0-1; N-0-0			
Jan. 27, 1949	A	L	52-64
Feb. 12, 1949	H	W	47-46
Dec. 1, 1971	H	W	112-69
Ohio (1-1)			
H-1-0; A-0-1; N-0-0			
Feb. 3, 1958	A	L	66-86
Dec. 21, 1974	H	W	67-60
Ohio State (0-5)			
H-0-1; A-0-3; N-0-1			
Dec. 2, 1961	A	L	57-72
Dec. 4, 1967	A	L	69-76
Dec. 27, 1968	H	L	86-93
Nov. 23, 2000	N	L	65-90
Dec. 2, 2009	N	L	64-77
Oklahoma (0-2)			
H-0-1; A-0-1; N-0-0			
Dec. 13, 1986	A	L	92-109
Dec. 10, 1987	H	L	87-89
Oklahoma City (4-2)			
H-2-1; A-2-1; N-0-0			
Feb. 12, 1958	H	W	57-52
Jan. 31, 1959	A	L	75-103
Feb. 16, 1959	H	L	84-98
Jan. 4, 1962	H	W	99-74
Feb. 3, 1962	A	W	81-79
Dec. 30, 1972	A	W	94-80
Oklahoma State (0-1)			
H-0-0; A-0-0; N-0-1			
Dec. 18, 1964	N	L	56-60
Old Dominion (0-1)			
H-0-0; A-0-1; N-0-0			
Jan. 6, 1979	N	L	76-80
Oral Roberts (2-0)			
H-1-0; A-1-0; N-0-0			
March 1, 1977	H	W	91-87
Feb. 27, 1978	A	W	80-76

SERIES RECORDS — GAME-BY-GAME

Date	Site	W/L	Score	Date	Site	W/L	Score	Date	Site	W/L	Score	Date	Site	W/L	Score
Jan. 19, 1954	H	W	85-68	Shawnee State (1-0)				Dec. 7, 2000	H	L	54-69	Jan. 12, 1987	H	W	83-75
Jan. 31, 1955	H	W	86-74	H-1-0; A-0-0; N-0-0				Jan. 2, 2002	A	W	78-74	Dec. 16, 1987	N	W	80-67
Feb. 16, 1955	A	W	110-82	Nov. 24, 2004				Nov. 18, 2007	N	L	67-68	Dec. 9, 1988	H	W	91-74
Dec. 5, 1955	H	W	101-67	Siena (1-0)				Southeast Missouri State (1-0)				Dec. 22, 1989	H	W	92-83
Jan. 9, 1956	A	W	71-70	H-1-0; A-0-0; N-0-0				H-1-0; A-0-0; N-0-0				Jan. 14, 1991	N	W	69-64
Feb. 4, 1957	H	W	97-94	Nov. 18, 1992				Dec. 22, 1994	H	W	100-75	Dec. 18, 2002	H	W	93-76
Feb. 16, 1957	H	W	96-79	South Alabama (9-2)				Southeastern Louisiana (1-0)				Dec. 30, 2003	A	W	87-72
Feb. 13, 1958	H	W	80-61	H-5-1; A-4-1; N-0-0				H-1-0; A-0-0; N-0-0				Dec. 23, 2004	H	W	71-61
Feb. 23, 1959	A	W	94-83	Jan. 19, 1972				Dec. 10, 2006	H	W	88-62	Dec. 20, 2005	H	W	75-57
Feb. 11, 1960	H	W	101-58	Feb. 7, 1972				Southern California (2-2)				Dec. 5, 2006	A	W	82-63
Jan. 28, 1961	A	W	78-70	Feb. 23, 1973				H-1-0; A-0-1; N-1-1				Nov. 30, 2007	H	W	72-59
Jan. 11, 1962	H	W	110-53	Feb. 23, 1974				Dec. 21, 1968	H	W	70-68	Nov. 20, 2008	H	W	79-77
Dec. 8, 1969	A	W	107-86	March 4, 1974				Jan. 3, 1970	A	L	68-71	Nov. 18, 2009	H	W	80-38
Dec. 2, 1975	H	W	90-47	Jan. 22, 1977				Dec. 18, 1970	N	L	85-94	Steubenville (0-1)			
Nov. 28, 1977	H	W	83-59	Feb. 2, 1978				March 14, 1991	N	W	75-72	H-0-0; A-0-1; N-0-0			
Rutgers (1-0)				Feb. 6, 1979				Southern Illinois (1-1)				Dec. 3, 1956	A	L	64-79
H-1-0; A-0-0; N-0-0				Jan. 2, 1990				H-1-0; A-0-1; N-0-0				Syracuse (1-3)			
Dec. 22, 1967				Dec. 14, 1988				H-1-0; A-0-0; N-0-0				H-0-0; A-1-1; N-0-2			
H				H				H				Feb. 3, 1990			
W				W				W				L			
87-77				87-82				78-73				69-90			
Saint Joseph's (Pa.) (1-0)				South Carolina (16-14)				Southern Methodist (1-0)				Feb. 18, 1991			
H-1-0; A-0-0; N-0-0				H-6-8; A-8-5; N-2-1				H-1-0; A-0-0; N-0-0				L			
Jan. 7, 1985				Jan. 4, 1960				Nov. 14, 2006				L			
H				H				H				71-89			
W				W				W				82-67			
88-72				93-75				59-52				March 12, 1997			
Saint Leo (3-0)				Dec. 17, 1960				Southern Mississippi (16-8)				Tampa (31-8)			
H-3-0; A-0-0; N-0-0				A				H-10-2; A-5-6; N-1-0				H-2-0; A-11-6; N-0-2			
L				L				L				Jan. 15, 1949			
90-49				72-81				83-84				A			
Jan. 25, 1982				Jan. 28, 1969				Dec. 11, 1951				L			
H				H				A				56-58			
W				W				L				Feb. 2, 1949			
101-74				87-76				70-78				A			
Nov. 29, 1982				Dec. 30, 1980				Feb. 18, 1957				W			
H				H				H				60-58			
W				L				L				March 1, 1949			
92-54				78-80				81-72				N			
Saint Louis (11-1)				Feb. 18, 1981				Jan. 6, 1959				L			
H-3-0; A-6-1; N-2-0				Dec. 22, 1981				H				47-56			
Jan. 4, 1972				Feb. 22, 1982				W				Jan. 12, 1950			
N				H				W				A			
W				L				L				L			
63-62				84-87				65-62				60-80			
Jan. 26, 1978				Feb. 2, 1983				Jan. 9, 1960				H			
A				A				A				W			
W				W				L				58-56			
88-75				90-85				78-87				Feb. 11, 1950			
Feb. 4, 1978				Feb. 28, 1983				Jan. 7, 1970				H			
A				H				N				W			
W				L				W				80-69			
72-68				76-79				117-84				Jan. 25, 1951			
Jan. 12, 1979				Jan. 3, 1984				Jan. 13, 1983				A			
A				H				H				L			
W				L				W				66-76			
61-59				68-76				Jan. 29, 1983				A			
Feb. 12, 1979				Jan. 28, 1984				A				W			
H				A				W				72-66			
W				W				L				Feb. 15, 1952			
84-79				87-82				83-64				H			
Jan. 4, 1980				March 8, 1984				A				W			
A				N				W				79-60			
W				W				L				Feb. 29, 1952			
75-73				72-65				78-74				N			
Feb. 14, 1980				Feb. 2, 1985				Feb. 4, 1984				L			
A				A				H				57-78			
W				L				L				Jan. 12, 1953			
71-69				77-92				A				L			
Feb. 4, 1981				March 2, 1985				Jan. 26, 1985				73-77			
A				H				A				Feb. 14, 1953			
L				H				L				H			
71-72				78-75				W				W			
Feb. 9, 1981				Feb. 1, 1986				Feb. 11, 1985				83-74			
H				A				H				Feb. 6, 1954			
W				L				W				H			
70-57				73-81				91-79				W			
March 5, 1981				March 1, 1986				Jan. 18, 1986				74-58			
N				H				H				Jan. 12, 1954			
W				W				L				A			
84-77				68-62				92-94				W			
Jan. 13, 1982				Jan. 21, 1987				Feb. 8, 1986				73-63			
A				H				A				Dec. 14, 1954			
W				L				L				H			
75-74				60-63				96-102				W			
Jan. 23, 1982				Feb. 14, 1987				Jan. 14, 1987				90-62			
H				A				A				H			
W				W				W				W			
89-73				80-72				95-74				83-75			
Saint Peter's (1-0)				March 6, 1987				Feb. 28, 1987				89-61			
H-1-0; A-0-0; N-0-0				N				H				A			
Dec. 23, 2006				Jan. 25, 1988				Feb. 13, 1988				W			
H				H				H				87-67			
W				L				W				88-73			
76-63				78-81				83-75				Feb. 7, 1956			
Saint Thomas				Jan. 26, 1989				March 5, 1988				H			
H-3-0; A-3-0; N-0-0				A				A				W			
Dec. 3, 1970				Feb. 8, 1989				Jan. 7, 1989				82-67			
H				H				H				Feb. 25, 1957			
W				W				W				H			
106-70				88-72				81-78				W			
Feb. 28, 1972				March 11, 1989				Jan. 6, 1990				72-53			
A				A				H				Feb. 24, 1958			
W				W				L				A			
94-66				80-63				113-82				L			
Dec. 9, 1972				Jan. 20, 1990				Jan. 31, 1990				56-79			
H				H				A				Feb. 14, 1960			
W				L				L				H			
97-62				53-56				72-84				W			
Dec. 3, 1973				March 3, 1990				Jan. 5, 1991				72-67			
H				A				A				L			
W				W				L				68-83			
109-71				79-70				85-83				Dec. 1, 1960			
Jan. 11, 1975				Jan. 19, 1991				Feb. 26, 1991				H			
A				A				H				W			
W				W				W				88-60			
88-59				81-80				85-83				Feb. 24, 1961			
Jan. 20, 1975				March 2, 1991				Feb. 2, 1962				A			
A				H				H				W			
95-85				70-59				95-75				116-95			
Sam Houston State (1-0)				March 7, 1991				Spring Hill (3-3)				Feb. 12, 1962			
H-1-0; A-0-0; N-0-0				N				H-2-1; A-1-2; N-0-0				H			
Nov. 13, 1998				March 21, 2006				H				W			
H				L				L				123-92			
W				(OT) 68-69				W				Dec. 1, 1962			
88-51				H-1-0; A-0-0; N-0-0				H-2-1; A-1-2; N-0-0				H			
Samford (Howard) (11-0)				Jan. 14, 1980				Dec. 10, 1947				W			
H-7-0; A-3-0; N-1-0				H				H				39-36			
Jan. 20, 1950				Jan. 14, 1980				Jan. 24, 1948				80-58			
A				H				A				Feb. 21, 1963			
W				H				L				H			
59-58				82-69				54-76				W			
Feb. 4, 1950				South Carolina-Spartanburg (1-0)				Dec. 19, 1951				107-61			
H				H-1-0; A-0-0; N-0-0				A				71-64			
W				Dec. 4, 1986				Dec. 19, 1953				121-57			
60-39				H				H				Feb. 26, 1966			
Dec. 15, 1950				South Carolina State (1-0)				A				A			
H				H-1-0; A-0-0; N-0-0				L				W			
W				Dec. 5, 1970				Jan. 18, 1955				99-70			
50-44				H-1-0; A-0-0; N-0-0				A				Jan. 30, 1967			
Jan. 19, 1951				South Dakota (1-0)				W				H			
A				H-1-0; A-0-0; N-0-0				100-70				W			
W				Nov. 28, 2003				Dec. 9, 1958				87-84			
64-54				H				H				Feb. 27, 1967			
Feb. 18, 1966				South Dakota State (1-0)				H-22-4; A-13-7; N-4-0				W			
H				H-1-0; A-0-0; N-0-0				H-22-4; A-13-7; N-4-0				83-70			
W				Dec. 5, 1970				Jan. 13, 1948				89-52			
77-66				H				A				Nov. 28, 1985			
Dec. 9, 1967				South Florida (20-12)				Feb. 24, 1948				H			
H				H-12-2; A-6-8; N-2-2				H				W			
104-89				H-12-2; A-6-8; N-2-2				L				86-62			
Jan. 16, 1971				Jan. 29, 1973				Feb. 24, 1948				86-62			
H				H				H				Temple (1-2)			
W				W				W				H-0-1; A-0-1; N-1-0			
122-79				95-53				41-38				Dec. 20, 1992			
Jan. 25, 1973				Jan. 19, 1974				Jan. 5, 1949				N			
A				A				A				W			
47-34				94-95				49-40				91-80			
Dec. 19, 1989				Feb. 9, 1974				Jan. 14, 1949				Dec. 14, 1998			
H				H				A				A			
W				L				W				L			
100-62				71-77				40-36				66-75			
Dec. 2, 2007				Feb. 28, 1975				Jan. 28, 1950				58-69			
H				H				H				Nov. 29, 1999			
W				W				L				H			
61-45				77-64				61-70				L			
San Diego State (0-1)				Dec. 19, 1975				Jan. 12, 1951				87-84			
H-0-0; A-0-1; N-0-0				N				H				83-70			
Dec. 29, 1982				Jan. 20, 1976				Jan. 27, 1951				87-84			

SERIES RECORDS — GAME-BY-GAME

Date	Site	W/L	Score
(continued from page 185)			
Texas (2-0)			
H-1-0; A-1-0; N-0-0			
Dec. 27, 1969	H	W	82-61
Dec. 1, 1970	A	W	80-78
Texas A&M (2-1)			
H-0-1; A-1-0; N-1-0			
Dec. 13, 1956	H	L	74-83
Jan. 4, 1974	N	W	99-79
Dec. 16, 1977	A	W	100-77
Texas A&M-Corpus Christi (3-1)			
H-3-1; A-0-0; N-0-0			
Jan. 6, 2003	H	W	72-56
Nov. 22, 2004	H	L	67-70
Jan. 3, 2009	H	W	69-48
Jan. 4, 2010	H	W	95-54
Texas Christian (1-2)			
H-0-0; A-0-1; N-1-1			
Dec. 12, 1963	A	L	60-66
March 13, 1998	N	W	96-87
Nov. 28, 2004	N	L	70-71
Texas Pan American (2-0)			
(Formerly known as Pan American)			
H-1-0; A-1-0; N-0-0			
Dec. 23, 1970	A	W	95-90
Jan. 31, 1972	H	W	109-83
Texas Southern (2-0)			
H-2-0; A-0-0; N-0-0			
Nov. 19, 2004	H	W	71-62
Dec. 7, 2005	H	W	90-59
Toledo (3-0)			
H-1-0; A-1-0; N-1-0			
Nov. 26, 1976	N	W	70-66
March 7, 1980	A	W	94-91
March 13, 2007	A	W	77-61
Troy State (8-1)			
H-6-0; A-2-1; N-0-0			
Dec. 12, 1947	H	W	57-37
Jan. 30, 1948	A	L	48-49
Dec. 15, 1948	A	W	68-64
Jan. 21, 1949	H	W	63-45
Dec. 10, 1949	H	W	61-27
Feb. 15, 1950	A	W	79-71
Feb. 6, 1956	H	W	90-65
Jan. 8, 1977	H	W	83-69
Dec. 1, 1977	H	W	110-82
Tulane (23-12)			
H-12-3; A-8-9; N-3-0			
Jan. 14, 1967	A	L	85-87
Feb. 11, 1967	H	W	100-90
Jan. 8, 1969	A	W	97-94
Jan. 18, 1969	H	W	99-90
Jan. 17, 1970	A	W	82-77
Feb. 14, 1970	H	W	112-77
Jan. 13, 1971	H	L	69-88
Feb. 12, 1972	H	W	94-84
Dec. 30, 1977	A	W	71-56
Jan. 7, 1978	A	W	87-85
Jan. 14, 1978	H	W	103-85
Jan. 10, 1979	A	L	60-74
Jan. 29, 1979	H	W	89-84
March 1, 1979	A	W	101-92
Jan. 2, 1980	N	W	108-97
Jan. 12, 1980	A	L	79-80
Feb. 28, 1980	A	W	85-73
Jan. 24, 1981	H	W	79-61
Jan. 31, 1981	A	W	74-68
Feb. 1, 1982	A	L	53-66
Feb. 10, 1982	H	L	61-62
March 5, 1982	N	W	54-49
Feb. 14, 1983	H	L	79-80
March 5, 1983	A	L	66-71
Jan. 9, 1984	A	L	43-50
Feb. 20, 1984	H	W	52-51
Jan. 28, 1985	A	L	61-64
Feb. 6, 1985	H	W	74-51
Jan. 4, 1990	H	W	92-68
Feb. 20, 1990	A	W	69-67
Jan. 3, 1991	A	L	61-77
Feb. 2, 1991	H	W	85-79
March 20, 1993	N	W	94-63
Dec. 10, 1994	H	W	81-74
Dec. 5, 1995	A	L	77-78

Date	Site	W/L	Score
Tulsa (3-0)			
H-1-0; A-1-0; N-1-0			
Dec. 23, 1963	H	W	91-76
Dec. 26, 1964	A	W	74-72
Dec. 30, 1982	N	W	96-80
UCLA (0-2)			
H-0-0; A-0-1; N-0-1			
March 26, 1972	A	L	76-81
Nov. 27, 1992	N	L	83-86
UNC Asheville (3-0)			
H-3-0; A-0-0; N-0-0			
Jan. 2, 1992	H	W	107-54
Dec. 17, 1997	H	W	77-60
Jan. 6, 2001	H	W	76-68
UNC Charlotte (2-2)			
H-0-1; A-0-1; N-2-0			
Jan. 29, 1977	H	L	65-76
Feb. 13, 1978	A	L	79-88
Dec. 29, 1981	N	W	76-73
Dec. 19, 1992	N	W	63-59
UNC Greensboro (2-0)			
H-1-0; A-1-0; N-0-0			
Dec. 30, 1993	H	W	94-76
Feb. 1, 1995	A	W	75-65
Union (TN) (0-1)			
H-0-0; A-0-1; N-0-0			
Dec. 29, 1948	A	L	52-56
Utah State (1-0)			
H-1-0; A-0-0; N-0-0			
Nov. 19, 1997	H	W	66-55
Valdosta State (15-0)			
H-13-0; A-2-0; N-0-0			
Feb. 9, 1961	H	W	86-66
Feb. 8, 1962	H	W	72-42
Dec. 3, 1962	H	W	65-42
Feb. 5, 1963	A	W	61-56
Dec. 1, 1964	H	W	81-57
Dec. 2, 1965	H	W	69-67
Dec. 1, 1966	H	W	62-58
Jan. 30, 1968	H	W	81-71
Dec. 2, 1968	H	W	120-75
Feb. 3, 1969	A	W	84-81
Dec. 12, 1970	H	W	111-63
Nov. 30, 1974	H	W	81-74
Feb. 24, 1976	H	W	106-61
Dec. 20, 1986	H	W	85-75
Valparaiso (0-1)			
H-0-0; A-0-0; N-0-1			
March 15, 1998	N	L	(OT) 77-88
Vanderbilt (1-3)			
H-1-0; A-0-3; N-0-0			
Dec. 5, 1960	A	L	55-75
March 16, 1987	A	L	92-109
Dec. 22, 1999	H	W	70-65
Dec. 9, 2000	A	L	60-72
Vermont (1-0)			
H-0-0; A-1-0; N-0-0			
Dec. 30, 1976	A	W	76-67
Villanova (0-1)			
H-0-0; A-0-0; N-0-1			
Dec. 19, 1988	N	L	67-68
Virginia (18-17)			
H-11-6; A-6-12; N-0-0			
Jan. 4, 1992	H	L	68-77
Feb. 13, 1992	A	W	64-63
Jan. 6, 1993	A	L	76-80
Feb. 8, 1993	H	W	99-84
Jan. 6, 1994	A	L	64-84
Feb. 6, 1994	H	W	100-64
Jan. 4, 1995	H	L	75-81
Feb. 4, 1995	A	L	(OT) 63-76
Jan. 3, 1996	A	W	69-64
Feb. 3, 1996	H	L	59-64
Jan. 8, 1997	H	L	61-64
Feb. 1, 1997	A	L	60-73
Feb. 4, 1998	A	W	71-63
Feb. 28, 1998	H	W	88-63
Dec. 1, 1998	A	W	72-69
Jan. 30, 1999	H	L	60-67
Jan. 26, 2000	A	L	81-86
Feb. 26, 2000	H	W	71-64
Jan. 16, 2001	A	L	71-89
Feb. 17, 2001	H	L	66-69

Date	Site	W/L	Score
Jan. 20, 2002	A	L	74-91
Feb. 20, 2002	H	W	66-59
Jan. 29, 2003	A	L	72-85
March 1, 2003	H	W	73-59
Jan. 18, 2004	A	L	67-76
Feb. 17, 2004	H	W	76-57
Feb. 9, 2005	A	L	55-56
March 6, 2005	H	W	68-63
Jan. 11, 2006	A	W	(OT) 87-82
Feb. 18, 2006	H	W	76-62
Feb. 17, 2007	A	L	70-73
Jan. 23, 2008	H	W	69-67
Jan. 24, 2009	A	W	73-62
Feb. 10, 2009	H	W	68-57
Feb. 17, 2010	A	W	69-50
Virginia Military (2-1)			
H-1-0; A-1-1; N-0-0			
Jan. 4, 1964	A	L	72-83
Dec. 3, 1964	H	W	76-72
Dec. 20, 1965	A	W	65-64
Virginia Tech (25-17)			
H-15-4; A-7-12; N-3-1			
Dec. 14, 1968	A	L	74-77
Jan. 31, 1970	H	W	83-73
Feb. 1, 1973	A	L	82-91
Jan. 10, 1974	H	W	85-80
March 3, 1979	N	L	60-68
Jan. 21, 1980	H	L	77-79
Feb. 22, 1980	A	L	76-78
Jan. 12, 1981	A	L	70-80
Feb. 16, 1981	H	W	80-76
Jan. 16, 1982	A	W	69-65
Feb. 25, 1982	A	L	76-77
Jan. 15, 1983	A	L	69-70
Feb. 19, 1983	H	W	82-78
Feb. 25, 1984	H	W	58-57
March 3, 1984	A	W	93-79
Jan. 14, 1985	A	L	71-85
Feb. 23, 1985	H	L	75-87
March 7, 1985	N	W	97-93
Jan. 25, 1986	A	L	73-86
Feb. 24, 1986	H	L	84-92
March 3, 1986	N	W	77-76
Jan. 31, 1987	A	L	79-82
Feb. 23, 1987	H	W	107-78
Jan. 30, 1988	A	L	87-88
March 2, 1988	H	W	92-79
Jan. 28, 1989	A	W	100-97
March 1, 1989	H	W	117-97
Jan. 27, 1990	A	W	67-63
Feb. 24, 1990	H	L	74-84
Jan. 26, 1991	A	W	71-60
Feb. 23, 1991	H	W	91-79
March 8, 1991	N	W	91-71
Dec. 27, 2001	H	W	78-49
Jan. 4, 2003	A	W	76-69
Jan. 8, 2005	H	W	77-70
Jan. 7, 2006	H	W	74-68
Feb. 25, 2006	A	L	61-72
Jan. 17, 2007	H	W	82-73
Jan. 29, 2008	A	L	80-89
Feb. 21, 2009	A	W	67-65
March 8, 2009	H	W	63-53
Jan. 16, 2010	H	W	63-58
Wagner (1-0)			
H-1-0; A-0-0; N-0-0			
Dec. 18, 2003	H	W	83-62
Wake Forest (17-23)			
H-11-6; A-4-14; N-2-3			
Dec. 1, 1958	A	L	64-73
Dec. 22, 1973	N	W	66-48
Jan. 11, 1992	A	W	88-85
Feb. 1, 1992	H	W	79-78
Jan. 9, 1993	A	W	74-72
Feb. 10, 1993	H	W	111-94
Jan. 8, 1994	H	L	66-90
Feb. 10, 1994	A	L	69-77
Jan. 7, 1995	A	L	64-72
Feb. 8, 1995	H	W	69-67
Jan. 6, 1996	H	L	(OT) 73-75
Feb. 7, 1996	A	L	67-81
Jan. 25, 1997	A	L	58-61
March 1, 1997	H	W	59-55

Date	Site	W/L	Score
March 7, 1997	N	L	65-66
Jan. 22, 1998	H	W	83-59
Feb. 21, 1998	A	L	68-69
Jan. 20, 1999	H	W	74-68
Feb. 20, 1999	A	L	65-67
Jan. 4, 2000	A	W	66-64
Feb. 5, 2000	H	W	66-61
Jan. 9, 2001	A	L	53-76
Feb. 10, 2001	H	L	65-71
Dec. 16, 2001	A	L	69-79
Feb. 2, 2002	H	L	80-89
Jan. 26, 2003	A	L	60-71
Feb. 26, 2003	H	L	56-60
March 14, 2003	N	L	61-69
Jan. 25, 2004	H	W	75-70
Feb. 25, 2004	A	L	87-90
Jan. 18, 2005	H	W	(OT) 91-83
Feb. 12, 2005	A	L	48-87
Jan. 24, 2006	A	W	75-68
March 9, 2006	N	L	66-78
Jan. 27, 2007	H	W	74-66
Jan. 20, 2008</			

OVERTIME GAMES

All-Time Record	38-45
Dixie Conference Record	1-1
Metro Conference Record	3-6
ACC Record	11-12
By Decades:	
1950s	3-1
1960s	4-5
1970s	4-5
1980s	7-10
1990s	11-11
2000s	9-13
By Site:	
Home	11-15
TLCCC	9-9
Away	
17-21	
Neutral	
10-10	
By Tournament:	
ACC Tournament	2-0
Metro Tournament	1-3
NCAA Tournament	0-2
NIT	2-2

Date	OT	Opponent	Result	Score
Jan. 28, 1950	OT	Stetson	L	61-70
Dec. 14, 1950	OT	Conn. St. Teachers	W	76-68
Dec. 13, 1952	OT	Mercer	W	77-76
Feb. 14, 1955	OT	at Georgia	W	88-79
Jan. 5, 1960	OT	The Citadel	L	74-76
Jan. 4, 1961	OT	at Tennessee	L	68-70
Dec. 14, 1961	2OT	Clemson	L	77-82
Dec. 21, 1962	2OT	Auburn	L	70-77
Jan. 12, 1963	OT	Miami	W	77-74
Jan. 28, 1963	OT	at Alabama	W	63-61
Feb. 15, 1964	OT	at Georgia Tech	L	73-77
Jan. 7, 1965	OT	at Georgia	W	64-55
March 1, 1969	OT	at Miami	W	89-86
Jan. 19, 1974	OT	at South Florida	L	94-95
Jan. 27, 1975	OT	at New Mexico	L	78-84
Feb. 2, 1976	OT	at Illinois State	L	80-82

Date	OT	Opponent	Result	Score
Jan. 3, 1977	OT	* at Louisville	L	75-78
Jan. 31, 1977	OT	at Mercer	W	66-65
Feb. 12, 1977	OT	at Stetson	W	87-80
Feb. 27, 1978	OT	at Oral Roberts	W	80-76
Jan. 6, 1979	2OT	at Old Dominion ¹	L	76-80
Jan. 18, 1979	OT	* at Memphis State	W	93-86
Feb. 29, 1980	2OT	vs Cincinnati ²	W	79-69
Dec. 13, 1980	2OT	vs Florida ³	L	74-81
Jan. 12, 1981	OT	* at Virginia Tech	L	70-80
Feb. 7, 1981	OT	* Louisville	L	73-82
Dec. 4, 1981	OT	vs Jacksonville	W	94-93
Jan. 27, 1982	OT	at Jacksonville	L	79-80
Feb. 2, 1983	OT	* at South Carolina	W	90-85
Feb. 14, 1983	2OT	* Tulane	L	79-80
Dec. 30, 1983	OT	Furman	W	93-91
March 15, 1984	OT	vs NC State ⁴	W	74-71
March 9, 1985	OT	vs Memphis State ⁵	L	86-90
March 8, 1986	OT	vs Memphis State ⁵	L	71-73
Dec. 30, 1986	OT	vs Tennessee ⁶	W	91-90
Jan. 31, 1987	OT	* at Virginia Tech	L	79-82
Dec. 19, 1987	OT	at Tennessee	L	78-81
Jan. 18, 1989	OT	at Arkansas	W	112-105
Feb. 16, 1989	OT	* Louisville	L	77-78
Jan. 8, 1990	2OT	Jacksonville	W	104-99
Jan. 18, 1990	2OT	at Miami	L	97-101
March 8, 1990	OT	vs Cincinnati ⁷	L	64-65
Jan. 19, 1991	OT	* at South Carolina	W	81-80
Jan. 4, 1992	OT	* Virginia	L	68-77
Jan. 11, 1992	OT	* at Wake Forest	W	88-85
Jan. 18, 1992	OT	* at Maryland	W	91-83
Nov. 25, 1992	OT	vs Indiana ⁸	L	78-81
Nov. 27, 1992	OT	vs UCLA ⁸	L	83-86
Dec. 20, 1992	OT	vs Temple ⁹	W	91-80
Jan. 9, 1993	OT	* at Wake Forest	W	74-72
Jan. 24, 1993	OT	* Duke	W	89-88
March 25, 1993	OT	vs Western Kentucky ¹⁰	W	81-78

Date	OT	Opponent	Result	Score
Dec. 17, 1994	2OT	vs Florida ¹¹	L	65-71
Feb. 4, 1994	OT	* at Virginia	L	63-76
Jan. 6, 1996	OT	* Wake Forest	L	73-75
Dec. 5, 1996	OT	* at Duke	L	66-72
March 25, 1997	OT	vs Connecticut ¹²	W	71-65
March 15, 1998	OT	vs Valparaiso ¹³	L	77-83
Dec. 30, 1998	OT	vs Murray State ¹⁴	W	80-76
Feb. 11, 1999	2OT	* Georgia Tech	L	108-111
March 4, 1999	OT	vs Clemson ¹⁵	W	87-85
Dec. 4, 2000	OT	Furman	L	74-79
Dec. 19, 2000	2OT	at Cleveland State	L	85-87
Jan. 25, 2001	OT	* NC State	L	81-84
Jan. 31, 2001	OT	* Clemson	W	88-84
March 7, 2002	OT	vs Clemson ¹⁵	W	91-84
Jan. 18, 2004	OT	* at Virginia	L	67-76
Jan. 22, 2004	OT	* North Carolina	W	90-81
Feb. 25, 2004	OT	* at Wake Forest	L	87-90
March 17, 2004	2OT	at Wichita State ¹⁶	W	91-84
Dec. 19, 2004	OT	* at Maryland	L	88-90
Jan. 18, 2005	OT	* Wake Forest	W	91-83
Jan. 11, 2006	OT	* at Virginia	W	87-82
Jan. 29, 2006	OT	* Miami	L	78-84
Feb. 4, 2006	OT	* at Duke	L	96-97
March 21, 2006	OT	South Carolina ¹⁷	L	68-69
March 3, 2007	OT	* at Miami	W	98-90
Nov. 17, 2007	OT	vs Cleveland State ¹⁸	L	66-69
Jan. 12, 2008	2OT	* at Clemson	L	85-97
Feb. 3, 2008	OT	* North Carolina	L	73-84
March 8, 2008	OT	* Miami	W	75-72
March 18, 2008	OT	Akron ¹⁷	L	60-65
Jan. 17, 2009	OT	* Maryland	W	73-70
March 20, 2009	OT	Wisconsin	L	59-61

1-Old Dominion Classic at Norfolk, Va.; 2-Metro Conference Tournament at Louisville, Ky.; 3-Jacksonville, Fla.; 4-National Invitation Tournament at Raleigh, N.C.; 5-Metro Conference Tournament at Louisville, Ky.; 6-Red Lobster Classic at Orlando, Fla.; 7-Metro Conference Tournament at Biloxi, Miss.; 8-Preseason National Invitation Tournament at New York, N.Y.; 9-Milk Classic at Orlando, Fla.; 10-NCAA Southeast Regional Semifinals at Charlotte, N.C.; 11-Milk Challenge at Orlando, Fla.; 12-National Invitation Tournament Semifinals at New York, N.Y.; 13-NCAA Midwest Regional Second Round at Oklahoma City, Okla.; 14-Rainbow Classic at Honolulu, Hawaii; 15-ACC Tournament at Charlotte, N.C.; 16-National Invitation Tournament at Wichita, Kan.; 17-National Invitation Tournament at Tallahassee, Fla.; 18-Glenn Wilkes Classic, Daytona Beach, Fla.; *-denotes conference game (Metro-1976-91; ACC-1992-present); 19-NCAA East Regional First Round, Boise, Idaho



Lamarr Greer, who is one of only 41 players in school history to score 1,000 or more career points, was one of the top 3-point shooting specialists in school history. He is ranked ninth in school history with 123 career 3-point field goals made and is among the school's all-time leaders in 3-point field goals attempted and 3-point field goal percentage.

ALL-TIME FSU SCORES

*-denotes member of the Dixie Conference from 1948-49 to 1950-51

*-denotes member of the Florida Intercollegiate Conference from 1954-55 to 1956-57

*-denotes member of the Metro Conference from 1976-77 to 1990-91

*-denotes member of the Atlantic Coast Conference from 1991-92 to present

Associated Press Poll rankings listed in brackets (Florida State first/Opponent second). The AP polls began in 1948-49. From 1960-61 to 1967-68, the Associated Press ranked only the nation's top-10 teams.

1947-48

Record: 5-13 H: 5-4 A: 0-9

D10.....	Spring Hill College ¹	W.....	39-36
D12.....	Troy State.....	W.....	57-37
J10.....	Wofford College.....	L.....	45-48
J13.....	at Stetson.....	L.....	56-65
J15.....	Georgia Teachers.....	L.....	56-60
J17.....	at Georgia Savannah.....	L.....	46-63
J23.....	Mercer.....	L.....	48-61
J24.....	at Spring Hill College.....	L.....	54-76
J30.....	at Troy State.....	L.....	48-49
F3.....	at Mercer.....	L.....	43-68
F5.....	at Erskine College.....	L.....	45-47
F6.....	at Wofford College.....	L.....	38-77
F12.....	Georgia Savannah.....	L.....	42-44
F13.....	at Southern.....	L.....	41-47
F19.....	at Georgia Teachers.....	L.....	47-65
F21.....	Southern.....	W.....	55-48
F24.....	Stetson.....	W.....	41-38
F28.....	Erskine College.....	W.....	49-48

1-First game played at West Campus Gymnasium in Tallahassee, Fla.

1948-49

Record: 12-12 H: 8-3 A: 3-7 N: 1-2

Dixie: 6-6

D7.....	* Mississippi College.....	W.....	53-21
D10.....	Southern.....	W.....	46-38
D11.....	Southern.....	W.....	63-45
D15.....	at Troy State.....	W.....	68-64
D28.....	* at Lambuth College.....	L.....	50-57
D29.....	at Union.....	L.....	52-56
D30.....	at Southwestern-Memphis.....	L.....	47-54
J5.....	* Stetson.....	W.....	49-40
J14.....	* at Stetson.....	W.....	40-36
J15.....	* at Tampa.....	L.....	51-63
J18.....	* Mercer.....	L.....	56-65
J21.....	Troy State.....	W.....	63-45
J27.....	* at Oglethorpe.....	L.....	52-64
J28.....	* at Mercer.....	L.....	59-62
F2.....	* Tampa.....	W.....	60-58
F4.....	* at Mississippi College.....	L.....	46-57
F5.....	* at Millsaps College.....	W.....	49-46
F12.....	* Oglethorpe.....	W.....	47-46
F18.....	Sewanee.....	L.....	35-43
F19.....	Sewanee.....	W.....	47-39
F23.....	Birmingham Southern.....	L.....	44-50
F28.....	vs Mercer.....	W.....	52-46
M1.....	vs Tampa.....	L.....	47-58
M2.....	vs Lambuth College ¹	L.....	49-63

1-Dixie Conference Tournament at Jackson, Miss.

1949-50

Record: 15-10 H: 10-2 A: 5-7 N: 0-1

Dixie: 6-3

D5.....	* Mississippi College.....	W.....	43-24
D6.....	* Mississippi College.....	W.....	51-45
D10.....	Troy State.....	W.....	61-27
D15.....	College of Charleston.....	W.....	72-37
D19.....	vs Central College.....	L.....	50-62
D20.....	at Drury College.....	L.....	52-59
D21.....	at SW Missouri State.....	L.....	34-79
J12.....	at Tampa.....	L.....	60-80
J13.....	* at Florida Southern.....	L.....	65-71
J14.....	* at Florida Southern.....	L.....	48-59
J17.....	* Mercer.....	W.....	57-45
J20.....	* at Howard.....	W.....	59-58
J21.....	at Birmingham Southern.....	L.....	45-55
J26.....	* Millsaps College.....	W.....	62-45
J28.....	Stetson.....	L..... (OT)61-70	
F1.....	* at Mercer.....	L.....	61-69
F4.....	* Howard.....	W.....	50-39
F10.....	David Lipscomb.....	W.....	57-53
F11.....	Tampa.....	W.....	58-56
F15.....	at Troy State.....	W.....	79-71
F17.....	at Sewanee.....	W.....	80-59
F18.....	at Sewanee.....	W.....	85-65
F23.....	at Stetson.....	W.....	74-68
F28.....	Florida Southern ¹	L.....	56-68
M1.....	Mississippi College ¹	W.....	72-63

1-Dixie Conference Tournament at Tallahassee, Fla.

1950-51

Record: 18-9 H: 7-2 A: 6-6 N: 5-1

Dixie: 7-0/1st Place/Regular Season Champion

Postseason: NAIB Fourth Round

D9.....	at Col. of Charleston.....	W.....	74-54
D11.....	* at Mercer.....	W.....	55-52
D14.....	Conn. State Teachers.....	W..... (OT)76-68	
D15.....	* Howard.....	W.....	60-44
D16.....	* at Florida Southern.....	W.....	86-55
D19.....	at Miami.....	L.....	61-80
J5.....	at Lipscomb College.....	L.....	73-86
J9.....	Mississippi.....	W.....	63-58
J12.....	Stetson.....	L.....	66-67
J13.....	* Florida Southern.....	W.....	44-41
J17.....	Tampa.....	W.....	80-69
J19.....	* at Howard.....	W.....	58-51
J25.....	at Tampa.....	L.....	66-76
J27.....	at Stetson.....	L.....	53-71
F1.....	at Rollins College.....	W.....	60-57
F9.....	Loyola New Orleans.....	L.....	65-75
F14.....	at Mississippi.....	L.....	75-79
F15.....	* at Mississippi College.....	W.....	77-54
F17.....	* Mercer.....	W.....	69-64
F23.....	Rollins College.....	W.....	62-45
F27.....	vs Howard ¹	W.....	64-54
F28.....	at Mercer ¹	L.....	65-69
M2.....	vs Stetson.....	W.....	65-58
M3.....	vs Georgia Teachers ²	W.....	69-67
M12.....	vs South Dakota State ³	W.....	85-70
M14.....	vs Pepperdine ³	W.....	61-59
M15.....	vs Millikin ³	L.....	60-91

1-Dixie Conference Tournament at Macon, Ga.; 2-NAIB District 25 Tournament at Jacksonville, Fla.; 3-NAIB National Tournament at Kansas City, Mo.

1951-52

Record: 5-20 H: 3-6 A: 1-9 N: 1-5

N26.....	at Parris Island USMC.....	L.....	46-78
D8.....	Culver-Stocketon.....	L.....	56-59
D10.....	at Mississippi State.....	L.....	47-75
D12.....	at Mississippi Southern.....	L.....	43-84
D14.....	Mississippi Southern.....	L.....	70-78
D19.....	at Spring Hill College.....	L.....	54-64
D21.....	vs Sewanee ¹	L.....	48-58
D27.....	vs Georgia ²	L.....	50-79
D28.....	vs Clemson ²	L.....	56-62
D29.....	vs Florida ²	L.....	51-61
J5.....	at Loyola-New Orleans.....	L.....	52-74
J11.....	at Miami.....	L.....	56-93
J15.....	at Tampa.....	W.....	72-66
J16.....	at Florida Southern.....	L.....	51-54
J19.....	Georgia Teachers.....	L.....	75-93
J23.....	Florida Southern.....	W.....	72-53
J26.....	Parris Island USMC.....	L.....	62-64
F1.....	Rollins College.....	W.....	74-71
F7.....	at Stetson.....	L.....	48-58
F8.....	at Rollins College.....	L.....	55-69
F11.....	Miami.....	L.....	63-76
F16.....	Tampa.....	W.....	79-60
F23.....	Stetson.....	L.....	64-66
F29.....	vs Miami ¹	W.....	73-70
M1.....	vs Tampa ¹	L.....	57-78

1-at Tampa, Fla.; 2-Gator Bowl Tournament at Jacksonville, Fla.; 3-NAIB District 25 Tournament at DeLand, Fla.

1952-53

Record: 11-11 H: 6-2 A: 4-9 N: 1-0

Postseason: NAIB Second Round

D5.....	at Mercer.....	L.....	61-76
D6.....	at Georgia Teachers.....	W.....	68-63
D12.....	Rollins College.....	W.....	90-83
D13.....	Mercer.....	W..... (OT)77-76	
D15.....	Central College.....	L.....	59-62
D19.....	at Sewanee.....	L.....	58-69
D20.....	Mississippi State.....	W.....	82-52
J6.....	Loyola-New Orleans.....	L.....	66-72
J9.....	at Miami.....	L.....	63-93
J12.....	at Tampa.....	L.....	73-77
J13.....	at Florida Southern.....	W.....	71-69
J31.....	at Rollins College.....	L.....	79-82
F2.....	at Memphis State.....	L.....	73-87
F4.....	at Arkansas State.....	L.....	77-88
F10.....	Stetson.....	W.....	76-66
F13.....	at Florida Southern.....	W.....	79-77
F14.....	Tampa.....	W.....	83-74
F21.....	at Loyola-New Orleans.....	L.....	77-85
F23.....	Miami.....	W.....	81-75
F25.....	at Stetson.....	W.....	83-79
F27.....	vs Mercer ¹	W.....	87-77
F28.....	at Stetson ¹	L.....	81-94

1-NAIB District 25 Tournament at DeLand, Fla.

1953-54

Record: 13-7 H: 9-2 A: 4-5

D4.....	at Mississippi State.....	L.....	75-87
D8.....	Mercer.....	W.....	72-70
D11.....	Georgia Teachers.....	W.....	66-58
D16.....	Jacksonville State.....	W.....	72-61
D18.....	Stetson.....	W.....	74-71
D19.....	Spring Hill College.....	L.....	60-69

J6.....	Tampa.....	W.....	74-58
J7.....	Loyola-New Orleans.....	L.....	76-80
J9.....	at Miami.....	L.....	61-78
J11.....	at Rollins College.....	W.....	82-72
J12.....	at Tampa.....	W.....	73-63
J13.....	at Florida Southern.....	W.....	98-80
J16.....	at Stetson.....	L.....	60-82
J19.....	Rollins College.....	W.....	85-68
J21.....	Florida Southern.....	W.....	99-71
J30.....	at Mercer.....	L.....	63-70
F5.....	Miami.....	W.....	76-69
F13.....	at Loyola-New Orleans.....	L.....	72-88
F17.....	at Georgia Teachers.....	W.....	89-85
F20.....	Arkansas State.....	W.....	78-68

1954-55

Record: 22-4 H: 12-0 A: 7-2 N: 3-2

Florida Intercollegiate: 10-0/1st Place

Postseason: NAIB Fourth Round

D4.....	Jacksonville State.....	W.....	103-76
D6.....	Georgia Teachers.....	W.....	75-67
D14.....	* Tampa.....	W.....	90-62
D18.....	* Stetson.....	W.....	94-79
D20.....	* Miami.....	W.....	71-66
D27.....	vs Florida ¹	L.....	79-82
D28.....	vs Georgia ¹	W.....	97-87
J3.....	{17} at Duke.....	L.....	75-97
J7.....	* at Florida Southern.....	W.....	73-69
J8.....	* vs Tampa ²	W.....	96-61
J15.....	Georgia.....	W.....	90-81
J18.....	at Spring Hill College.....	W.....	81-72
J19.....	at Mississippi State.....	W.....	91-76
J29.....	* at Stetson.....	W.....	84-73
J31.....	* Rollins College.....	W.....	86-74
F7.....	* Florida Southern.....	W.....	84-63
F14.....	at Georgia.....	W..... (OT)88-79	
F16.....	* at Rollins College.....	W.....	110-82
F19.....	at Loyola-New Orleans.....	L.....	95-101
F21.....	Mississippi State.....	W.....	102-86
F23.....	Loyola-New Orleans.....	W.....	87-84
F25.....	* at Miami ¹	W.....	86-80
F28.....	Stetson ⁴	W.....	86-77
M1.....	Georgia Teachers College ^W	W.....	91-83
M7.....	vs Montana State ³	W.....	93-84
M9.....	vs Beloit College ³	L.....	88-110

1-Gator Bowl Tournament at Jacksonville, Fla.; 2-at Clearwater, Fla.; 3-Florida Intercollegiate Conference Championship at Miami, Fla.; 4-NAIB District 25 Tournament at Tallahassee, Fla.; 5-NAIB National Tournament at Kansas City, Mo.

1955-56

Record: 16-9 H: 9-0 A: 5-5 N: 2-4

Florida Intercollegiate: 9-1/1st Place

D1.....	{3} at NC State.....	L.....	63-88
D3.....	at East Tennessee State.....	L.....	54-79
D5.....	* Rollins College.....	W.....	101-67
D10.....	* Stetson.....	W.....	91-87
D13.....	* at Tampa.....	W.....	89-67
D16.....	Morningside College.....	W.....	104-83
D19.....	vs Clemson ¹	L.....	76-94
D20.....	vs Boston University ¹	W.....	86-52
D21.....	vs Mississippi State ¹	L.....	71-79
D28.....	vs West Virginia ²	L.....	69-78
D29.....	vs Santa Clara ²	L.....	59-61
D30.....	vs New York.....	W.....	85-83
J7.....	* Miami.....	W.....	78-76
J9.....	* at Rollins College.....	W.....	71-70
J13.....	at Georgia.....	W.....	79-76
J14.....	at Georgia Teachers.....	L.....	81-90
J16.....	Loyola New Orleans.....	W.....	85-75
F6.....	Troy State.....	W.....	90-65
F7.....	* Tampa.....	W.....	88-73
F13.....	* Florida Southern.....	W.....	92-74
F18.....	* at Florida Southern.....	W.....	85-81
F20.....	* at Stetson.....	W.....	89-83
F25.....	at Miami ¹	L.....	85-91
M3.....	at Loyola New Orleans.....	L.....	72-75
M5.....	Georgia.....	W.....	80-75

1-Carousel Tournament at Charlotte, N.C.; 2-Orange Bowl Tournament at Miami, Fla.; 3-Florida Intercollegiate Conference Championship at Miami, Fla.

1956-57

Record: 9-17 H: 6-5 A: 2-11 N: 1-1

Florida Intercollegiate: 5-5

D1.....	at Duquesne.....	L.....	55-70
D3.....	at Steubenville.....	L.....	64-79
D4.....	{13} at West Virginia.....	L.....	54-89
D8.....	at Bradley.....	L.....	66-90
D10.....	at Florida.....	L.....	65-67
D13.....	Texas A&M ¹	L.....	74-83
D15.....	East Tennessee State.....	L.....	58-65
J1.....	Georgia.....	L.....	68-72
J2.....	vs Morehead State.....	L.....	75-97
J3.....	vs Furman ²	W.....	108-96
J10.....	at NC State.....	L.....	58-63
J12.....	* Miami.....	L.....	77-85
J14.....	* at Stetson.....	L.....	70-97
J19.....	* Stetson.....	W.....	104-86
J21.....	at Georgia.....	W.....	86-63

F2.....	* at Tampa.....	W.....	84-66
F4.....	* Rollins College.....	W.....	97-94
F5.....	* at Florida Southern.....	L.....	63-78
F11.....	* Florida Southern.....	L.....	67-73
F16.....	* Rollins College.....	W.....	96-79
F18.....	Mississippi Southern.....	W.....	81-72
F20.....	Loyola New Orleans.....	W.....	79-77
F23.....	* at Miami.....	L.....	82-98
F25.....	* Tampa.....	W.....	88-57
M1.....	at Centenary College.....	L.....	74-92
M2.....	at Loyola New Orleans.....	L.....	58-83

1-First game played at

ALL-TIME FSU SCORES

1960-61

Record: 14-10 H: 8-1 A: 6-7 N: 0-2

D1	Tampa	W	88-60
D3	{20} at Kentucky	W	63-58
D5	at Vanderbilt	L	55-75
D10	{11} at Auburn	L	57-74
D12	Clemson	W	74-57
D14	Florida	L	67-74
D17	at South Carolina	L	72-81
D19	at Clemson	W	65-64
D28	vs Georgia ¹	L	56-62
J4	at Tennessee	L	(OT)68-70
J9	Loyola New Orleans	W	73-55
J14	Miami	W	89-78
J17	vs Auburn ²	L	67-74
J28	at Rollins College	W	78-70
J31	Alabama	W	68-57
F6	The Citadel	W	83-77
F11	Valdosta State	W	86-66
F16	at Georgia	W	77-68
F18	at The Citadel	L	66-79
F20	Furman	W	99-57
F22	at Florida	L	74-75
F24	at Tampa	W	116-95
F25	at Miami	L	73-75
F28	at Loyola New Orleans	W	72-68

1-Gator Bowl Tournament at Jacksonville, Fla.; 2-Game played at Columbus, Ga.

1961-62

Record: 15-8 H: 8-2 A: 7-6

D2	{1} at Ohio State	L	57-72
D4	at Wisconsin	L	63-64
D6	Rice	W	76-66
D7	at Florida	W	85-71
D9	at Auburn	W	56-52
D14	Clemson	L	(2OT)77-82
D16	at Tennessee	W	69-62
D30	Auburn	L	57-62
J4	Oklahoma City	W	99-74
J6	at Furman	L	64-67
J8	at Clemson	L	69-75
J11	Rollins College	W	110-53
J13	Miami	W	65-60
J31	at Alabama	L	57-72
F3	at Oklahoma City	W	81-79
F5	at Houston	L	76-84
F8	Valdosta State	W	72-42
F12	Tampa	W	91-71
F15	at Georgia	W	71-62
F21	Florida	W	79-56
F24	at Miami	W	83-80
F26	at Tampa	W	123-92
M2	Georgia	W	101-69

1962-63

Record: 15-10 H: 8-3 A: 4-7 N: 3-0

D1	Tampa	W	92-60
D3	Valdosta State	W	65-42
D6	Florida	L	59-80
D8	at Auburn	L	47-65
D10	Alabama	W	72-63
D12	at Kentucky	L	54-83
D21	Auburn	L	(2OT)70-77
D22	Richmond	L	56-62
D27	vs Georgia ¹	W	77-69
D28	vs Alabama ¹	W	49-48
D29	vs Georgia Southern ¹	W	79-60
J2	at Tennessee	L	65-66
J3	at UT - Chattanooga	W	72-55
J12	Miami	W	(OT)77-74
J14	Georgia	W	88-54
J17	at Georgia	L	76-90
J19	{7} at Georgia Tech	L	55-70
J23	at Florida	L	86-94
J26	Houston	W	76-69
J28	at Alabama	W	(OT)63-61
F5	at Valdosta State	W	61-56
F9	Stetson	W	73-57
F11	Centenary College	W	82-68
F23	at Miami	L	70-99
F25	at Tampa	W	80-58

1-Savannah Invitational Tournament at Savannah, Ga.

1963-64

Record: 11-14 H: 9-1 A: 1-12 s 1-1

D3	at Florida	L	55-78
D7	Auburn	W	69-67
D9	at Alabama	L	53-62
D11	at Rice	L	81-102
D12	at Texas Christian	L	60-66
D21	Tampa	W	107-61
D23	Tulsa	W	91-76
D26	vs Air Force ¹	L	53-78
D27	vs Manhattan College ¹	W	85-81
J2	at Richmond	L	65-69
J4	at Virginia Military	L	72-83
J11	Miami	W	80-78
J16	Memphis State	W	91-90
J18	Georgia	W	64-63
J23	Florida	L	50-52
J28	at Auburn	L	59-63

J29	Alabama	W	95-77
F6	Furman	W	57-48
F8	at Centenary College	L	72-79
F10	at Memphis State	L	71-84
F15	at Georgia Tech	L	(OT)73-77
F22	Jacksonville	W	101-77
F27	at Stetson	W	80-60
F29	at Miami	L	80-82
M3	at Georgia	L	70-85

1-Gator Bowl Tournament at Jacksonville, Fla.

1964-65

Record: 16-10 H: 9-1 A: 4-5 N: 3-4

D1	Valdosta State	W	81-57
D3	Virginia Military	W	76-72
D5	at Auburn	L	68-92
D7	at Alabama	L	73-76
D9	Florida	W	51-50
D18	vs Oklahoma State ¹	L	56-60
D19	vs Baylor ¹	W	82-64
D22	vs Tennessee ²	L	43-65
D26	at Tulsa	W	74-72
D28	vs DePaul ¹	L	44-52
D29	vs Creighton ¹	L	77-85
D30	vs Rice ¹	W	81-56
J7	at Georgia	W	(OT)64-55
J9	Miami	W	67-66
J16	Memphis State	W	74-61
J20	Georgia Tech	W	72-65
J25	Auburn	W	58-55
J30	Alabama	L	66-75
F4	vs Duquesne ⁴	L	62-58
F7	at Memphis State	W	81-70
F10	Jacksonville	W	97-74
F15	at Georgia Tech	L	76-77
F20	at Tampa	W	71-64
F23	at Florida	L	65-77
M1	at Miami	L	75-82
M6	Georgia	W	85-83

1-Vanderbilt Invitational at Nashville, Tenn.; 2-Game played at Memphis, Tenn.; 3-All-College Tournament at Oklahoma City, Okla.; 4-Game played at Baltimore, Md.

1965-66

Record: 15-11 H: 13-1 A: 1-8 N: 1-2

D1	Lamar Tech	W	73-68
D2	Valdosta State	W	69-68
D6	Tampa	W	121-57
D8	at Florida	L	62-75
D16	at North Carolina	L	80-115
D18	Cal-Santa Barbara	W	62-61
D20	vs Virginia Military ¹	W	65-64
D21	vs Auburn ¹	L	58-59
D27	vs Auburn ²	L	64-80
J3	at Georgia	L	57-63
J7	Miami	W	78-62
J10	Loyola New Orleans	W	73-53
J15	Memphis State	W	67-63
J18	Florida	L	65-74
J24	at Jacksonville	L	86-90
J28	Panama Nationals	W	96-73
J31	Georgia Tech	W	71-66
F5	at Memphis State	L	66-81
F7	at Loyola New Orleans	L	62-63
F10	Jacksonville	W	78-49
F14	at Georgia Tech	L	88-95
F19	Samford	W	77-66
F24	Florida Southern	W	99-54
F26	at Tampa	W	99-70
F28	at Miami	L	90-112
M5	Georgia	W	87-69

1-Tampa Holiday Invitational at Tampa, Fla.; 2-Game played at Pensacola, Fla.

1966-67

Record: 11-15 H: 7-3 A: 3-6 N: 1-6

D1	Valdosta State	W	62-58
D5	Rice	W	76-72
D7	at Florida	L	30-50
D9	vs Kansas ¹	L	48-62
D10	at Kansas State ¹	L	58-81
D16	vs Richmond ²	L	76-80
D17	vs Eastern Kentucky ²	L	59-81
D19	vs The Citadel ¹	W	83-67
D20	{3} vs North Carolina ¹	L	54-81
D27	vs Auburn ¹	L	59-67
D28	vs Alabama ⁴	L	79-80
J7	Miami	W	61-60
J14	at Tulane	L	85-87
J16	at Memphis State	L	42-46
J23	Jacksonville	W	81-70
J25	Marshall	L	71-77
J28	Georgia Tech	L	68-75
J30	Tampa	W	109-72
F4	Memphis State	W	55-51
F8	at Jacksonville	W	68-67
F11	Tulane	W	100-90
F18	at Florida Southern	W	84-76
F22	Florida	L	75-90
F25	at Georgia Tech	L	84-102
F27	at Tampa	W	87-84

M1	at Miami	L	90-110
----	----------	---	--------

1-Sunflower Classic at Manhattan, Kan.; Virginia Tech Invitational at Blacksburg, Va.; Tampa Holiday Invitational at Tampa, Fla.; Mobile Classic at Mobile, Ala.

1967-68

Record: 19-8 H: 12-1 A: 5-6 N: 2-1

Postseason: NCAA First Round

D2	at Florida Presbyterian	W	90-66
D4	at Ohio State	L	69-76
D7	Florida	L	87-95
D9	Samford	W	104-89
D15	at Marquette ¹	L	58-78
D16	vs Louisiana State ¹	W	130-100
D20	Richmond	W	114-91
D22	Rutgers	W	87-77
D29	vs George Washington ²	W	94-69
D30	at Evansville ²	L	67-76
J2	at The Citadel	W	96-75
J6	Stetson	W	111-81
J12	Miami	W	122-93
J16	Jacksonville	W	92-79
J20	at Georgia Tech	W	73-57
J26	Hofstra	W	109-71
J30	Valdosta State	W	81-71
F1	{3} at North Carolina	L	80-86
F3	East Carolina	W	110-100
F7	The Citadel	W	93-50
F10	Florida Southern	W	104-82
F16	at Jacksonville	W	106-65
F21	at Florida	L	64-89
F24	Georgia Tech	W	72-67
F29	at Stetson	W	72-60
M1	at Miami	L	84-96
M9	vs East Tennessee State ³	L	69-79

1-Milwaukee Classic at Milwaukee, Wis.; 2-Evansville Invitational at Evansville, Ind.; 3-NCAA Midwest Regional First Round at Kent, Ohio

1968-69

Record: 18-8 H: 10-3 A: 7-4 N: 1-1

D2	Valdosta State	W	120-75
D6	vs Miami ¹	W	111-84
D7	at Jacksonville ¹	W	93-88
D14	at Virginia Tech	L	74-77
D16	{19} at Louisville	L	78-79
D21	Southern California	W	70-68
D27	{16} Ohio State	L	86-93
D31	New Hampshire	W	104-52
J4	at Jacksonville	L	68-76
J8	at Tulane	W	97-94
J10	Miami	W	86-81
J13	Kent State	L	67-76
J18	Tulane	W	99-90
J20	at Rice	L	80-83
J23	Hawaii	W	92-60
J28	{19} South Carolina	W	87-76
F1	Jacksonville	W	93-89
F3	at Valdosta State	W	84-81
F7	at Clemson	W	70-67
F8	{2} vs North Carolina ²	L	82-100
F10	Stetson	W	95-67
F15	{17} Dayton	W	79-71
F18	Georgia Tech	L	76-84
F22	at Georgia Tech	W	98-80
F27	at Florida Southern	W	84-79
M1	at Miami	W	(OT)89-86

1-Civitan Sunshine Classic at Jacksonville, Fla.; 2-Game played at Greensboro, N.C.

1969-70

Record: 23-3 H: 12-0 A: 9-2 N: 2-1

Postseason: AP No. 11

D2	Oregon State	W	69-68
D4	Oregon	W	100-84
D8	at Rollins College	W	107-86
D13	{5} vs North Carolina ¹	L	75-86
D20	Georgetown	W	98-65
D22	{14} Louisville	W	79-69
D27	Texas	W	82-61
D29	vs Army ²	W	86-51
D30	vs Florida ²	W	88-63
J2	at Pepperdine	W	121-83
J3	{19} at Southern California	L	68-71
J5	at Arizona	W	87-78
J9	Miami	W	104-63
J17	at Tulane	W	82-77
J22	Clemson	W	122-80
J24	at Georgia Tech	W	89-83
J27	{18} {6} Jacksonville	W	89-83
J31	{18} Virginia Tech	W	83-73
F5	{12} at Kent State	W	80-79
F7	{12} at Dayton	W	82-76
F10	{9} Florida Southern	W	98-74
F14	{9} Tulane	W	112-77
F18	{8} {6} at Jacksonville	L	81-85
F21	{8} Georgia Tech	W	97-80
F26	{10} at Stetson	W	94-64
F28	{10} at Miami	W	112-96

1-Game played at Greensboro, N.C.; 2-Gator Bowl Tournament at Jacksonville, N.C.

1970-71

Record: 17-9 H: 12-2 A: 4-5 N: 1-2

D1	at Texas	W	80-78
D3	Biscayne	W	106-70
D5	South Dakota	W	125-65
D7	vs Southern Mississippi ¹	W	117-84
D8	{3} at Jacksonville ¹	L	108-114
D12	Valdosta State	W	111-63
D18	{17} {8} vs Southern California ²	L	85-94
D19	{17} vs Miami (Ohio) ²	L	64-67
D23	at Pan American College	W	95-90
D31	Arizona	W	95-85
J21	Pepperdine	W	101-82
J8	Miami	W	114-106
J11	Manhattan College	W	96-68
J13	at Tulane	L	69-88
J16	Samford	W	122-79
J18	Stetson	W	78-71
J23	Georgia Tech	L	67-85
J27	{6} at Jacksonville	L	65-83
J30	Cal Irvine	W	82-69
F3	Wisconsin-Milwaukee	W	98-61
F8	at Georgia Tech	W	81-76
F11	Georgia Southern	W	113-81
F15	{6} Jacksonville	L	79-90
F22	{8} at North Carolina	L	61-70
F25	at Florida Southern	W	74-66
F27	at Miami	L	94-100

1-Civitan Classic at Jacksonville, Fla.; 2-Sun Bowl Tournament at El Paso, Texas

1971-72

Record: 27-6 H: 11-1 A: 5-5 N: 11-0

Postseason: NCAA Championship Game; AP No. 10

D1	Oglethorpe	W	112-69
D4	Eastern Kentucky	W	96-83
D6	vs Stetson ¹	W	90-54
D7	{18} {6} at Jacksonville ¹	W	90-83
D11	{18} Valdosta State	W	134-65
D18	{9} at Hawaii ²		

ALL-TIME FSU SCORES

J29	South Florida	W	95-53
F1	at Virginia Tech	L	82-91
F3	vs Seton Hall ¹	W	80-61
F10	at Cincinnati	L	62-89
F14	{13} Jacksonville	W	83-74
F17	{6} vs North Carolina ¹	L	79-91
F23	South Alabama	W	86-69
F26	Marshall	L	59-71
M3	Mercer	W	112-94

1-Game played at Louisville, Ky.; 2-Marshall Invitational Tournament at Huntington, W.V.; 3-Dayton Invitational at Dayton, Ohio; 4-All College Tournament at Oklahoma City, Okla.; 5-Games played at New York, N.Y.

1973-74

Record: 18-8 H: 10-0 A: 2-6 N: 6-2

N30	Hofstra	W	92-63
D3	Biscayne	W	109-71
D7	vs Clemson ¹	W	65-58
D8	at Pittsburgh ¹	L	60-82
D10	at Eastern Kentucky	W	93-60
D15	{9} at Louisville	L	78-90
D18	{12} Memphis State	W	88-80
D21	vs Western Kentucky ²	W	107-87
D22	vs Wake Forest ²	W	66-48
D27	vs Indiana State ²	L	92-93
D28	vs Wisconsin Milwaukee ³	W	84-82
J4	vs Texas A&M ⁴	W	99-79
J5	at Houston ⁴	L	74-79
J10	Virginia Tech	W	85-80
J14	vs Georgia Southern ⁵	W	92-89
J19	at South Florida	L	(OT)94-95
J21	at Southern Illinois	L	73-77
J24	Jacksonville	W	78-74
F1	{17} New Mexico	W	90-71
F6	Canisus College	W	91-74
F9	South Florida	W	118-84
F13	at Jacksonville	L	89-113
F16	{4} vs North Carolina ⁶	L	85-104
F23	South Alabama	W	105-63
F26	Fairleigh Dickinson	W	86-58
M4	at South Alabama	W	96-91

1-Steel Bowl Tournament at Pittsburgh, Pa.; 2-Big Sun Classic at St. Petersburg, Fla.; 3-Mercer Classic Tournament at Macon, Ga.; 4-Bluebonnet Classic at Houston, Texas; 5-Game played at Savannah, Ga.; 6-Game played at Greensboro, N.C.

1974-75

Record: 18-8 H: 15-1 A: 0-7 N: 3-0

N30	Valdosta State College	W	81-74
D3	Illinois State	W	72-70
D7	Marshall	W	90-63
D9	{16} at Memphis State	L	69-70
D14	{4} Louisville	L	75-84
D18	Cal State Bakersfield	W	96-66
D21	Ohio	W	67-60
D26	{15} vs Purdue ¹	W	69-66
D27	{4} at Louisville ¹	L	61-79
J4	Eastern Kentucky	W	107-75
J7	Wisconsin-Milwaukee	W	104-82
J11	Biscayne	W	88-59
J15	at South Florida	L	71-77
J18	Hofstra	W	107-71
J20	vs Biscayne ²	W	95-85
J25	at Canisus College	L	75-81
J27	at New Mexico	L	(OT)78-84
F1	UT - Chattanooga	W	111-70
F6	Jacksonville	W	63-55
F9	vs Georgia Southern	W	101-77
F13	Georgia State ³	W	81-72
F19	at Jacksonville	L	71-76
F22	Georgia Southern	W	104-71
F24	Mercer	W	91-68
F28	South Florida	W	77-64
M5	at Stetson	L	54-63

1-Holiday Classic at Louisville, Ky.; 2-Game played at Fort Lauderdale, Fla.; 3-Game played at Savannah, Ga.

1975-76

Record: 21-6 H: 13-0 A: 6-2 N: 2-4

D2	Rollins College	W	90-47
D6	at Eastern Kentucky	W	65-59
D8	{1} vs Indiana ¹	L	59-83
D11	Stetson	W	81-71
D13	Palm Beach Atlantic	W	109-52
D19	vs South Florida ²	W	78-71
D20	{8} vs Alabama ²	L	72-76
D26	{13} vs Washington ³	L	54-69
D29	vs Oregon State ³	L	75-78
D30	vs Colorado State ³	W	84-54
J8	Western Kentucky	W	88-80
J10	at Jacksonville	W	77-57
J14	Baptist College	W	107-64
J17	Memphis State	W	100-79
J20	at South Florida	W	76-72

J24	Southwestern Louisiana	W	110-70
J31	at Georgia State	W	66-58
F2	at Illinois State	L	(OT)80-82
F7	South Florida	W	88-62
F12	Illinois State	W	109-81
F14	at Madison	W	85-65
F18	Jacksonville	W	74-65
F21	Georgia State	W	92-70
F24	Valdosta State	W	106-61
F28	Mercer	W	90-76
M4	{18} at Southwestern Louisiana	W	68-65
M6	{18} at Dayton	L	81-95

1-Game played at Indianapolis, Ind.; 2-Big Sun Classic at St. Petersburg, Fla.; 3-Far West Classic at Portland, Ore.

1976-77

Record: 16-11 H: 8-2 A: 5-6 N: 3-3

Metro: 0-2/5th Place/5-7 record against designated opponents			
N26	vs Toledo ¹	W	70-66
N27	at Clemson ¹	L	92-108
N30	Missouri Western State	W	109-80
D4	Austin Peay State	W	97-86
D11	at Missouri	L	63-65
D17	vs Santa Clara ²	W	94-80
D18	{5} at San Francisco ²	L	87-93
D29	vs Army ³	L	71-72
D30	at Vermont ³	W	76-67
J3	{14} * at Louisville	L	(OT)75-78
J5	at Western Kentucky	W	93-73
J8	Troy State	W	83-69
J12	Madison	W	69-66
J15	{18} * at Memphis State	L	75-81
J20	at South Florida	W	97-74
J22	South Alabama	W	115-86
J26	at Jacksonville	L	70-77
J29	UNC-Charlotte	L	65-76
J31	at Mercer	W	(OT)66-65
F5	Baptist College	W	139-72
F7	{3} vs Kentucky ⁴	L	57-97
F12	at Stetson	W	(OT)87-80
F18	vs Dayton ⁴	W	76-71
F23	at Jacksonville	L	64-70
F26	South Florida	W	103-72
M1	Oral Roberts	W	91-87
M3	vs Georgia Tech ⁵	L	67-72

1-IPTAY Classic at Clemson, S.C.; 2-Cable Car Classic at San Francisco, Calif.; 3-Vermont Classic at Burlington, Vt.; 4-Game played at Louisville, Ky.; 5-Game played at St. Petersburg, Fla.; 6-Metro Conference Tournament at Memphis, Tenn.

1977-78

Record: 23-6 H: 10-1 A: 6-2 N: 7-3

Metro: 12-1/1st Place			
Postseason: NCAA First Round, AP No. 15			
N28	Rollins College	W	83-59
D1	Troy State	W	110-82
D5	Saint Leo College	W	90-49
D9	vs. South Florida ¹	W	76-67
D10	vs. Seton Hall ¹	W	94-63
D16	vs. Texas A&M ²	W	100-77
D17	vs. Navy ²	W	82-55
D23	vs Missouri ³	W	97-64
D27	{18} {11} * at Cincinnati	L	75-77
D30	{18} * vs Tulane ⁴	W	71-56
D31	{18} vs Minnesota ⁴	L	74-88
J7	* at Tulane	W	87-85
J11	Fairleigh Dickenson	W	85-43
J14	* Tulane	W	103-85
J17	* Cincinnati	W	76-66
J22	{9} * at Louisville	W	70-66
J26	{17} * Saint Louis	W	88-75
F2	{15} South Alabama	L	56-58
F4	{15} * at Saint Louis	W	72-68
F6	{15} * at Memphis State	W	95-89
F11	{16} Memphis State	W	89-82
F13	{16} at UNC Charlotte	L	79-88
F17	{14} {9} * Louisville	W	81-70
F21	{12} * Georgia Tech	W	78-72
F25	{12} * at Georgia Tech	W	85-82
F27	{12} at Oral Roberts	W	(OT)80-76
M3	{11} vs Georgia Tech ⁵	W	71-69
M4	{21} {20} vs Louisville ⁶	L	93-94
M11	{13} {1} vs Kentucky ⁶	L	76-85

1-Big Sun Tournament at St. Petersburg, Fla.; 2-Birmingham Classic at Birmingham, Ala.; 3-Game played at Orlando, Fla.; 4-Pillsbury Holiday Classic at Bloomington, Minn.; 5-Metro Conference Tournament at Cincinnati, Ohio; 6-NCAA Mid-east Regional First and Second Rounds at Knoxville, Tenn.

1978-79

Record: 19-10 H: 9-1 A: 7-7 N: 3-2

Metro: 7-3/3rd Place			
N27	Eckerd College	W	116-71
N30	Western Kentucky	W	70-59
D4	at Auburn	W	71-70
D9	vs Florida ¹	W	68-61
D18	Florida Southern	W	106-75

D22	at Dayton ²	L	80-97
D23	vs Penn State ²	L	57-64
D31	at Alabama Birmingham	W	85-66
J3	at Jacksonville	L	68-71
J5	vs Georgia Southern ³	W	96-83
J6	at Old Dominion ³	L	(2OT) 76-80
J10	* at Tulane	L	60-74
J12	* at Saint Louis	W	61-59
J18	* at Memphis State	W	(OT)93-86
J20	{7} * Louisville	L	65-67
J23	Georgia Tech	W	79-73
J25	at George Washington	W	71-68
J27	* at Cincinnati	W	80-77
J29	* Tulane	W	89-84
J31	{6} * at Louisville	L	71-84
F3	Jacksonville	W	84-81
F6	at South Alabama	L	61-78
F10	at Georgia Tech	L	72-75
F12	* Saint Louis	W	84-79
F17	* Cincinnati	W	76-71
F25	* Memphis State	W	90-87
M1	vs Tulane ⁴	W	101-92
M2	at Memphis State ⁴	W	35-34
M3	vs Virginia Tech ⁴	L	60-68

1-Game played at Jacksonville, Fla.; 2-Dayton Invitational at Dayton, Ohio; 3-Old Dominion Classic at Norfolk, Va.; 4-Metro Conference Tournament at Memphis, Tenn.

1979-80

Record: 22-9 H: 10-3 A: 7-5 N: 5-1

Metro: 7-5/4th Place			
Postseason: NCAA Second Round			
N30	Florida A&M	W	101-63
D2	Jacksonville	L	76-77
D6	at South Florida	W	89-71
D8	vs Florida ¹	W	87-70
D20	Minnesota	W	112-91
D29	at Western Kentucky	W	67-65
D31	* vs Tulane ²	W	108-97


J4	* at Saint Louis	W	75-73
J7	South Florida	W	84-69
J10	* at Memphis State	W	74-69
J12	* at Tulane	L	79-80
J14	South Carolina Aiken	W	82-69
J19	at Marquette	L	64-74
J21	* Virginia Tech	L	77-79
J27	{7} * at Louisville	L	73-79
F2	* at Cincinnati	W	54-52
F4	Auburn	W	73-69
F7	* Memphis State ³	W	55-54
F9	* Cincinnati	W	77-74
F11	at Florida Southern	W	85-78
F14	* Saint Louis	W	71-69
F16	at Jacksonville	W	64-55
F18	Cleveland State	W	86-83
F20	Alabama Birmingham	W	89-87
F22	* at Virginia Tech	L	76-78
F24	{2} * Louisville	L	75-83
F28	vs Tulane ⁴	W	85-73
F29	vs Cincinnati ⁴	W	(2OT) 79-69
M1	{4} at Louisville ⁴	L	72-81
M7	vs Toledo ⁵	W	94-91
M9	{4} vs Kentucky ⁵	L	78-97

1-Game played at Jacksonville, Fla.; 2-Game played at Miami, Fla.; 3-Game forfeited by Memphis State; 4-Metro Conference Tournament at Louisville, Ky.; 5-NCAA Mid-east First and Second Round at Bowling Green, Ky.

1980-81

Record: 17-11 H: 8-2 A: 5-6 N: 4-3

Metro: 7-5/2nd Place			
N28	Central Florida	W	57-41
D2	at Minnesota	L	66-79
D6	Jacksonville	W	59-57
D13	vs Florida ¹	L	(2OT) 74-81
D17	at Auburn	L	74-78
D19	vs Missouri ²	W	68-64
D20	vs Georgia ²	W	64-62



Tat Hunter, who finished his career ranked 10th in school history with a .559 shooting mark from the field, was also a defensive minded player and is ranked eighth in school history with 790 rebounds and a 6.8 rebounds per game average for his career.

ALL-TIME FSU SCORES

D31.....vs South Carolina¹.....L.....78-80
 J3.....* Memphis State.....W.....84-66
 J5.....* at Cincinnati.....W.....79-77
 J10.....Baptist College.....W.....87-60
 J12.....* at Virginia Tech.....L.....(OT)70-80
 J17.....* at Louisville.....L.....78-98
 J20.....at Jacksonville.....W.....59-50
 J24.....* Tulane.....W.....79-61
 J26.....at Florida.....W.....82-71
 J31.....* at Tulane.....W.....74-68
 F4.....* at Saint Louis.....L.....71-72
 F7.....* Louisville.....L.....(OT)73-82
 F9.....* Saint Louis.....W.....70-57
 F14.....* Cincinnati.....L.....79-80
 F16.....* Virginia Tech.....W.....80-76
 F18.....at South Carolina.....L.....70-83
 F21.....Florida A&M.....W.....92-79
 F28.....* at Memphis State.....W.....80-78
 M1.....vs Marquette².....W.....81-78
 M5.....vs Saint Louis³.....W.....84-77
 M6.....vs Cincinnati⁴.....L.....57-58
 1-Game played at Jacksonville, Fla.; 2-Cotton States Classic at Atlanta, Ga.; 3-Game played at Miami, Fla.; 4-Game played at Tampa, Fla.; 5-Metro Conference Tournament at Louisville, Ky.

1981-82
 Record: 11-17 H: 5-8 A: 3-6 N: 3-3
 Metro: 4-8/6th Place
 N29.....Florida A&M¹.....W.....81-67
 D1.....Georgia.....L.....67-70
 D4.....vs Jacksonville.....W.....(OT)94-93
 D5.....vs South Florida².....L.....67-82
 D9.....Jacksonville².....L.....80-83
 D12.....vs Florida².....L.....65-81
 D19.....at Auburn.....L.....76-77
 D22.....at South Carolina.....W.....82-77
 D29.....vs UNC-Charlotte⁴.....W.....76-73
 D30.....at Dayton⁴.....L.....79-93
 J4.....{14} * at Louisville.....L.....57-79
 J9.....* at Memphis State.....L.....63-90
 J11.....Florida.....W.....82-67
 J14.....* at Saint Louis.....W.....75-74
 J16.....* at Virginia Tech.....W.....69-65
 J23.....* Saint Louis.....W.....89-73
 J25.....Saint Leo College.....W.....101-74
 J27.....at Jacksonville.....L.....(OT)79-80
 J30.....* Louisville.....W.....71-65
 F1.....* at Tulane.....L.....53-66
 F10.....* Tulane.....L.....61-62
 F13.....* Memphis State.....L.....60-62
 F20.....* at Cincinnati.....L.....83-84
 F22.....South Carolina.....L.....84-87
 F25.....* Virginia Tech.....L.....76-77
 F27.....* Cincinnati.....L.....71-73
 M5.....vs Tulane⁴.....W.....54-49
 M6.....vs Louisville⁴.....L.....73-97
 1-First game played at Tallahassee Leon County Civic Center; 2-Florida Four Tournament at Tampa, Fla.; 3-Game played at Jacksonville, Fla.; 4-Dayton Invitational at Dayton, Ohio; 5-Metro Conference Tournament at Memphis, Tenn.

1982-83
 Record: 14-14 H: 8-5 A: 4-7 N: 2-2
 Metro: 6-8/5th Place
 N29.....Saint Leo College.....W.....92-54
 D1.....at Auburn.....L.....68-78
 D6.....Florida A&M.....W.....81-79
 D10.....vs South Florida¹.....L.....77-90
 D11.....vs Jacksonville¹.....W.....81-66
 D19.....Florida.....L.....63-84
 D22.....Pittsburgh.....L.....74-75
 D29.....at San Diego State².....L.....85-89
 D30.....{19} vs Tulsa².....W.....96-80
 J2.....at New Mexico.....W.....74-71
 J4.....at Jacksonville.....W.....61-60
 J8.....{13} * Louisville.....L.....69-96
 J13.....* Southern Mississippi.....W.....94-82
 J15.....* at Virginia Tech.....L.....69-70
 J22.....* Cincinnati.....W.....86-78
 J29.....* at Southern Mississippi.....W.....71-65
 F2.....* at South Carolina.....W.....(OT)90-85
 F5.....* at Cincinnati.....L.....48-63
 F7.....{12} * at Louisville.....L.....63-89
 F12.....Jacksonville.....W.....83-74
 F14.....* Tulane.....L.....(2OT)79-80
 F19.....* Virginia Tech.....W.....82-78
 F22.....New Mexico.....W.....79-77
 F26.....{14} * Memphis State.....W.....74-72
 F28.....* South Carolina.....L.....76-79
 M3.....{17} * at Memphis State.....L.....67-94
 M5.....* at Tulane.....L.....66-71
 M11.....{17} vs Memphis State¹.....L.....74-84
 1-Florida Four Tournament at Gainesville, Fla.; 2-Cabrillo Classic at San Diego, Calif.; 3-Metro Conference Tournament at Cincinnati, Ohio

1983-84
 Record: 20-11 H: 13-3 A: 5-7 N: 2-1
 Metro: 9-5/3rd Place
 Postseason: NIT Second Round
 N26.....Central Florida.....W.....96-65
 N28.....Tampa.....W.....83-70
 D2.....at Florida.....W.....67-60
 D5.....Auburn.....L.....69-76
 D8.....Jacksonville.....W.....76-63
 D10.....Florida International.....W.....94-75
 D20.....at Pittsburgh.....L.....89-102
 D23.....Florida.....W.....87-64
 D30.....Furman.....W.....(OT)93-91
 J3.....* South Carolina.....L.....68-76
 J7.....* at Southern Mississippi.....W.....83-64
 J9.....* at Tulane.....L.....43-50
 J14.....* Cincinnati.....W.....71-57
 J18.....Baptist College.....W.....92-75
 J25.....{14} * at Louisville.....L.....71-95
 J28.....* at South Carolina.....W.....87-82
 F4.....* Southern Mississippi.....W.....78-74
 F6.....{17} * Louisville.....W.....75-60
 F11.....{9} * Memphis State.....L.....69-73
 F13.....at Jacksonville.....L.....47-56
 F15.....{8} * at Memphis State.....L.....67-75
 F20.....* Tulane.....W.....52-51
 F22.....at South Florida.....L.....51-53
 F25.....* Virginia Tech.....W.....58-57
 F29.....* at Cincinnati.....W.....85-64
 M3.....* at Virginia Tech.....W.....83-79
 M5.....Monmouth.....W.....92-55
 M8.....vs South Carolina¹.....W.....72-65
 M9.....{17} at Memphis State¹.....L.....63-65
 M15.....vs NC State².....W.....(OT)74-71
 M18.....vs Pittsburgh¹.....L.....63-66
 1-Metro Conference Tournament at Memphis, Tenn.; 2-National Invitation Tournament at Raleigh, N.C.; 3-National Invitation Tournament at Greensboro, N.C.

1984-85
 Record: 14-16 H: 9-5 A: 2-9 N: 3-2
 Metro: 4-10/7th Place
 N26.....Tampa.....W.....89-52
 N30.....Florida.....L.....65-68
 D3.....Florida International.....W.....97-43
 D5.....at Jacksonville.....W.....61-60
 D18.....Tennessee Martin.....W.....90-73
 D21.....vs Pittsburgh¹.....W.....83-76
 D29.....at Furman.....W.....97-75
 J2.....* at Cincinnati.....L.....62-63
 J5.....{9}..vs North Carolina².....L.....69-78
 J7.....St. Joseph's.....W.....88-72
 J9.....South Florida.....L.....54-56
 J12.....* Louisville.....L.....62-63
 J14.....* at Virginia Tech.....L.....71-85
 J19.....at NC State.....L.....66-72
 J23.....{9} * Memphis State.....L.....69-74
 J26.....* at Southern Mississippi.....L.....63-77
 J28.....* at Tulane.....L.....61-64
 F2.....* at South Carolina.....L.....77-92
 F4.....at Florida.....L.....79-86
 F6.....* Tulane.....W.....74-51
 F11.....* Southern Mississippi.....W.....91-79
 F13.....Jacksonville.....W.....88-72
 F16.....{4} * at Memphis State.....L.....68-70
 F20.....* at Louisville.....L.....72-83
 F23.....* Virginia Tech.....L.....75-87
 F27.....* Cincinnati.....W.....86-60
 M2.....* South Carolina.....W.....87-75
 M7.....vs Virginia Tech¹.....W.....97-93
 M8.....vs Cincinnati¹.....W.....75-65
 M9.....{4}..vs Memphis State¹.....L.....(OT)86-90
 1-Game played at Orlando, Fla.; 2-Game played at Miami, Fla.; 3-Metro Conference Tournament at Louisville, Ky.

1985-86
 Record: 12-17 H: 11-4 A: 0-10 N: 1-3
 Metro: 3-9/7th Place
 N23.....Tampa.....W.....86-62
 N29.....at Florida.....L.....66-85
 D4.....NC State.....W.....76-67
 D7.....Western Carolina.....W.....91-83
 D14.....Florida Institute of Tech.....W.....122-83
 D16.....vs Alabama¹.....L.....89-100
 D21.....at Pittsburgh.....L.....75-88
 D31.....{1}..vs North Carolina².....L.....64-109
 J4.....Jacksonville.....L.....62-69
 J6.....Central Florida.....W.....76-58
 J9.....California (Pa.).....W.....113-75
 J11.....* Cincinnati.....W.....76-73
 J15.....{18} * Louisville.....L.....64-85
 J18.....* Southern Mississippi.....L.....92-94
 J20.....at Miami.....L.....75-83
 J22.....at New Orleans.....L.....55-76
 J25.....{25} * at Virginia Tech.....L.....73-86
 F1.....* at South Carolina.....L.....73-81
 F3.....Miami.....W.....90-72
 F8.....* at Southern Mississippi.....L.....96-102
 F10.....{3}..* at Memphis State.....L.....73-99
 F12.....New Orleans.....W.....96-77

F15.....* at Cincinnati.....L.....72-78
 F19.....{10} * at Louisville.....L.....67-89
 F22.....{4}..* Memphis State.....W.....82-80
 F24.....{24} * Virginia Tech.....L.....84-92
 M1.....* South Carolina.....W.....68-62
 M7.....vs Virginia Tech¹.....W.....77-76
 M8.....{10} vs Memphis State¹.....L.....(OT)71-73
 1-Game played at Birmingham, Ala.; 2-Game played at Charlotte, N.C.; 3-Metro Conference Tournament at Louisville, Ky.

1986-87
 Record: 19-11 H: 14-2 A: 3-8 N: 2-1
 Metro: 6-6/6th Place
 Postseason: NIT Second Round
 N28.....Florida.....W.....80-76
 D4.....USC-Spartanburg.....W.....97-69
 D6.....{8}..Alabama.....W.....72-71
 D1.....{9}..at Oklahoma.....L.....92-109
 D16.....at Western Carolina.....W.....101-76
 D20.....Valdosta State.....W.....85-75
 D29.....vs Alcorn State¹.....W.....84-62
 D30.....vs Tennessee¹.....W.....(OT)91-90
 J3.....at Jacksonville.....L.....78-90
 J5.....Wisconsin Green Bay.....W.....57-49
 J7.....* Louisville.....L.....64-73
 J12.....Stetson.....W.....83-75
 J17.....* at Cincinnati.....L.....67-69
 J19.....* at Memphis State.....L.....68-76
 J21.....* South Carolina.....L.....60-63
 J24.....* at Southern Mississippi.....W.....94-74
 J26.....Central Florida.....W.....76-57
 F1.....* at Virginia Tech.....L.....(OT)79-82
 F2.....* Cincinnati.....W.....77-75
 F4.....at Miami.....L.....57-63
 F11.....* Memphis State.....W.....98-89
 F14.....* at South Carolina.....W.....80-72
 F16.....South Florida.....W.....83-78
 F18.....* at Louisville.....L.....71-87
 F23.....* Virginia Tech.....W.....107-78
 F26.....Miami.....W.....08-84
 F28.....* Southern Mississippi.....W.....117-102
 M6.....vs. South Carolina².....L.....85-86
 M12.....Rhode Island¹.....W.....107-92
 M16.....at Vanderbilt¹.....L.....92-109
 1-Red Lobster Classic at Orlando, Fla.; 2-Metro Conference Tournament at Louisville, Ky.; 3-National Invitation Tournament at Tallahassee, Fla.; 4-National Invitation Tournament at Nashville, Tenn.

1987-88
 Record: 19-11 H: 13-2 A: 4-7 N: 2-2
 Metro: 7-5/2nd Place
 Postseason: NCAA Second Round
 N28.....Bucknell.....W.....87-58
 D2.....Florida International.....W.....121-75
 D5.....Penn State.....W.....63-60
 D10.....{16} Oklahoma.....L.....87-89
 D12.....{12} at Florida.....L.....48-71
 D16.....* Stetson¹.....W.....80-67
 D19.....at Tennessee.....L.....(OT)78-81
 D21.....Hardin Simmons.....W.....93-79
 D28.....{3}..vs. Pittsburgh².....L.....71-72
 D29.....at Central Florida².....W.....101-67
 J6.....Jacksonville.....W.....87-63
 J9.....* Louisville.....W.....83-76
 J13.....* Memphis State.....W.....92-85
 J16.....at South Florida.....W.....86-70
 J23.....* at Cincinnati.....W.....74-71
 J25.....* South Carolina.....L.....72-80
 J28.....Central Florida.....W.....93-69
 J30.....* at Virginia Tech.....L.....87-88
 F2.....Monmouth.....W.....82-68
 F6.....* Cincinnati.....W.....101-68
 F13.....* Southern Mississippi.....W.....83-75
 F17.....* at Louisville.....L.....62-82
 F20.....* at Memphis State.....L.....76-81
 F24.....Alabama State.....W.....108-90
 F27.....* at South Carolina.....L.....78-81
 M2.....* Virginia Tech.....W.....92-79
 M5.....* at Southern Mississippi.....W.....87-83
 M11.....vs. Cincinnati¹.....W.....84-74
 M12.....at Memphis State¹.....L.....74-81
 M18.....{17} vs Iowa¹.....L.....98-102
 1-Game played at Daytona Beach, Fla.; 2-Citrus Bowl Classic at Orlando, Fla.; 3-Metro Conference Tournament at Memphis, Tenn.; 4-NCAA West Regional First Round at Los Angeles, Calif.

1988-89
 Record: 22-8 H: 12-2 A: 10-3 N: 0-3
 Metro: 9-3/1st Place
 Postseason: NCAA First Round; AP No. 16
 N25.....{17}..Central Florida.....W.....133-79
 N29.....{14}..Florida International.....W.....100-75
 D3.....{14} {19} Florida.....W.....104-86
 D9.....{13}..Stetson.....W.....91-74
 D14.....{12}..South Alabama.....W.....87-82
 D17.....{12}..at Penn State.....W.....78-71

D20.....{11}..South Florida.....W.....113-81
 D28.....{10}..at Central Florida¹.....W.....97-64
 D29.....{10} {17} vs Villanova¹.....L.....67-68
 J4.....{15}..Rider.....W.....113-67
 J7.....{15}..* Southern Mississippi.....W.....104-79
 J11.....{14}..at Jacksonville.....W.....85-70
 J15.....{14} {17} Tennessee.....W.....101-90
 J18.....{14}..at Arkansas.....W.....(OT)112-105
 J21.....{14}..* Cincinnati.....W.....95-80
 J26.....{11}..* at South Carolina.....W.....69-67
 J28.....{11}..* at Virginia Tech.....W.....100-97
 F1.....{8}..* Memphis State.....L.....82-99
 F4.....{8}..* at Cincinnati.....W.....66-65
 F6.....{8}..{7}..* at Louisville.....W.....81-78
 F8.....{12}..* South Carolina.....W.....88-72
 F16.....{7}..{10} * Louisville.....L.....(OT)77-78
 F18.....{7}..* at Memphis State.....L.....78-89
 F21.....{12}..at New Orleans.....L.....77-83
 F23.....{12} {14} at La Salle.....L.....100-101
 M1.....{16}..* Virginia Tech.....W.....117-97
 M4.....{16}..* at Southern Mississippi.....W.....81-78
 M11.....{14}..at South Carolina².....W.....80-63
 M12.....{14} {16} vs Louisville².....L.....80-87
 M16.....{16}..vs Middle Tennessee St.¹.....L.....83-97
 1-Red Lobster Classic at Orlando, Fla.; 2-Metro Conference Tournament at Columbia, S.C.; 3-NCAA Southeast Regional First Round at Nashville, Tenn.

1989-90
 Record: 16-15 H: 9-4 A: 6-6 N: 1-5
 Metro: 6-8/5th Place
 N24.....* vs Kansas State¹.....L.....70-71
 N25.....at Alaska Anchorage¹.....W.....75-74
 N26.....vs Connecticut¹.....L.....60-63
 D1.....{24} at Florida.....L.....69-82
 D3.....Auburn.....W.....82-78
 D9.....New Orleans.....W.....66-64
 D16.....at South Florida.....W.....78-72
 D19.....Samford.....W.....100-62
 D22.....Stetson.....W.....92-83
 D27.....{19} vs NC State².....L.....72-90
 D29.....vs Rhode Island².....W.....95-76
 J2.....at South Alabama.....W.....78-75
 J4.....* Tulane.....W.....92-68
 J6.....* Southern Mississippi.....W.....113-82
 J8.....Jacksonville.....W.....(2OT)104-99
 J11.....* at Cincinnati.....L.....62-82
 J14.....{11} * Louisville.....L.....66-73
 J18.....at Miami.....L.....(2OT)97-101
 J20.....* South Carolina.....L.....53-56
 J25.....* Memphis State.....W.....78-72
 J27.....* at Virginia Tech.....W.....67-63
 J31.....* at Southern Mississippi.....L.....72-84
 F3.....{7}..vs Syracuse¹.....L.....69-90
 F6.....{15} * at Louisville.....L.....50-69
 F8.....* Cincinnati.....L.....69-72
 F13.....* at Memphis State.....L.....69-81
 F17.....Miami.....W.....92-73
 F20.....* at Tulane.....W.....69-67
 F24.....* Virginia Tech.....L.....74-84
 M3.....* at South Carolina.....W.....79-70
 M8.....vs. Cincinnati¹.....L.....(OT)64-65
 1-Great Alaska Shootout at Anchorage, Alaska; 2-ECAC Holiday Festival at New York, N.Y.; 3-Game played at Orlando, Fla.; 4-Metro Conference Tournament at Biloxi, Miss.

1990-91
 Record: 21-11 H: 12-2 A: 4-8 N: 5-1
 Metro: 9-5/2nd Place (Tournament Champions)
 Postseason: NCAA Second Round
 N27.....Texas Southern.....W.....95-71
 N30.....Florida.....L.....68-85
 D3.....Morgan State.....W.....89-48
 D9.....La Salle.....W.....83-74
 D15.....at Auburn.....L.....96-99
 D18.....South Florida.....W.....80-72
 D22.....{1}..at Nevada Las Vegas.....L.....69-101
 D29.....at Florida International.....W.....92-73
 J3.....* at Tulane.....L.....61-77
 J5.....* at Southern Mississippi.....L.....72-84
 J10.....* Cincinnati.....W.....72-67
 J12.....* Louisville.....W.....77-66
 J14.....vs. Stetson¹.....W.....69-64
 J19.....{22} * at South Carolina.....W.....(OT)81-80
 J21.....{2}..Arkansas.....L.....92-109
 J24.....* at Memphis State.....L.....66-67
 J26.....* at Virginia Tech.....W.....71-60
 F2.....* Tulane.....W.....85-79
 F7.....* at Cincinnati.....L.....67-76
 F9.....* at Louisville.....L.....72-88
 F13.....Alabama State.....W.....113-88
 F16.....at Jacksonville.....W.....99-79
 F18.....{7}..at Syracuse.....L.....79-88
 F21.....* Memphis State.....W.....76-64
 F23.....* Florida Tech.....W.....91-79
 F26.....* Southern Mississippi.....W.....85-83
 M2.....* South Carolina.....W.....70-59

ALL-TIME FSU SCORES

(continued from page 191)

M7.....	vs. South Carolina ²	W.....	65-55
M8.....	vs. Virginia Tech ²	W.....	91-71
M9.....	vs. Louisville ²	W.....	76-69
M14.....	vs. Southern California ²	W.....	75-72
M16.....	{3}.. vs. Indiana ²	L.....	60-82

1-Game played at Orlando, Fla.; 2-Metro Conference Tournament at Roanoke, Va.; 3-NCAA Southeast Regional First and Second Rounds at Louisville, Ky.

1991-92

Record: 22-10 H: 12-3 A: 7-4 N: 3-3
ACC: 11-5/2nd Place
Postseason: NCAA Sweet 16; AP Poll No. 20/USA Today No. 14

N26.....	Jacksonville.....	W.....	100-91
D3.....	vs. Syracuse ¹	L.....	71-89
D6.....	Southern ²	W.....	95-75
D7.....	Florida A&M ²	W.....	2-0
D15.....	{5}.. * at North Carolina.....	W.....	86-74
D20.....	at South Florida.....	L.....	88-92
D23.....	Robert Morris.....	W.....	76-60
D29.....	Duquesne.....	W.....	88-73
J4.....	UNC Asheville.....	W.....	107-54
J2.....	* Virginia.....	L.....	(OT)68-77
J6.....	{1}.. * at Duke.....	L.....	70-86
J11.....	{19}.. * at Wake Forest.....	W.....	(OT)88-85
J18.....	{23}.. * at Maryland.....	W.....	(OT)91-83
J20.....	Mercer.....	W.....	78-64
J23.....	{18}.. * at Georgia Tech.....	W.....	83-79
J25.....	* NC State.....	W.....	98-76
J27.....	at Florida.....	W.....	68-67
J30.....	{23}.. {1}.. * Duke.....	L.....	62-75
F1.....	{23}.. * Wake Forest.....	W.....	79-78
F5.....	{23}.. * Maryland.....	L.....	85-93
F8.....	{23}.. * Clemson.....	W.....	102-90
F10.....	{23}.. * at NC State.....	W.....	87-79
F13.....	{23}.. * at Virginia.....	W.....	64-63
F15.....	{23}.. * Georgia Tech.....	W.....	80-67
F18.....	{16}.. * at Clemson.....	L.....	67-68
F23.....	{16}.. * at DePaul.....	L.....	75-85
F27.....	{22}.. {10}.. * North Carolina.....	W.....	110-96
M13.....	{18}.. vs. NC State ⁴	W.....	93-80
M14.....	{18}.. {20}.. vs. North Carolina ⁴	L.....	76-80
M19.....	{20}.. vs. Montana ⁴	W.....	78-68
M21.....	{20}.. vs. Georgetown ⁴	W.....	78-68
M26.....	{20}.. {4}.. Indiana ⁴	L.....	74-85

1-ACC/Big East Challenge at Atlanta, Ga.; 2-Capitol City Classic at Tallahassee, Fla.; 3-Capitol City Classic at Tallahassee forfeit win by Florida State; 4-ACC Tournament at Charlotte, N.C.; 5-NCAA West Regional First and Second Rounds at Boise, Idaho; 6-NCAA West Regional Semifinal at Albuquerque, N.M.

1992-93

Record: 25-10 H: 13-2 A: 7-4 N: 5-4
ACC: 12-4/2nd Place
Postseason: NCAA Elite Eight; AP Poll No. 11/USA Today No. 7

N18.....	{9}.. Siena College ¹	W.....	89-80
N20.....	{9}.. {19}.. Iowa State ¹	W.....	109-86
N25.....	{7}.. {4}.. vs. Indiana ²	L.....	(OT)78-81
N27.....	{7}.. {21}.. vs. UCLA ²	L.....	(OT)83-86
D2.....	{11}.. {19}.. Massachusetts.....	W.....	67-64
D15.....	{10}.. at Duquesne.....	L.....	84-91
D19.....	{10}.. vs. UNC Charlotte ³	W.....	63-59

D20.....	{10}.. vs. Temple ³	W.....	(OT)91-80
D22.....	{18}.. vs. Arkansas Little Rock.....	W.....	95-64
D28.....	{18}.. Md.-Baltimore County.....	W.....	109-80
D30.....	{18}.. South Florida.....	W.....	94-73
J2.....	{18}.. Florida.....	L.....	86-89
J6.....	{23}.. {25}.. * at Virginia.....	L.....	76-80
J9.....	{23}.. * at Wake Forest.....	W.....	(OT)74-72
J13.....	* Maryland.....	W.....	105-85
J16.....	* NC State.....	W.....	70-54
J20.....	* at Clemson.....	W.....	89-71
J24.....	{6}.. * Duke.....	W.....	(OT)89-88
J27.....	{19}.. {3}.. * at North Carolina.....	L.....	77-82
J31.....	{19}.. {18}.. * Georgia Tech.....	W.....	96-77
F2.....	{12}.. at Jacksonville.....	W.....	92-77
F6.....	{12}.. at Connecticut.....	W.....	86-74
F8.....	{12}.. {24}.. * Virginia.....	W.....	99-84
F10.....	{10}.. {9}.. * Wake Forest.....	W.....	111-94
F13.....	{10}.. * at Maryland.....	W.....	87-84
F17.....	{9}.. * at NC State.....	W.....	72-71
F20.....	{9}.. * Clemson.....	W.....	102-92
F24.....	{6}.. {9}.. * at Duke.....	L.....	75-98
F27.....	{6}.. {3}.. * North Carolina.....	L.....	76-86
M4.....	{11}.. * at Georgia Tech.....	W.....	82-70
M12.....	{10}.. vs. Clemson ⁵	L.....	75-87
M18.....	{11}.. vs. Evansville ⁵	W.....	82-70
M20.....	{11}.. vs. Tulane ⁵	W.....	94-63
M25.....	{11}.. {25}.. vs. Western Kentucky ⁵	W.....	(OT)81-78
M27.....	{11}.. {2}.. vs. Kentucky ⁵	L.....	81-106

1-Preseason National Invitation Tournament at Tallahassee, Fla.; 2-Preseason National Invitation Tournament at New York, N.Y.; 3-Milk Classic at Orlando, Fla.; 4-ACC Tournament at Charlotte, N.C.; 5-NCAA Southeast Regional First and Second Rounds at Orlando, Fla.; 6-NCAA Southeast Regional Semifinals and Final at Charlotte, N.C.

1993-94

Record: 13-14 H: 10-4 A: 2-9 N: 1-1
ACC: 6-10/7th Place

D1.....	Florida Atlantic.....	W.....	110-59
D5.....	Bethune Cookman.....	W.....	80-70
D11.....	at South Florida.....	L.....	63-65
D18.....	vs. Florida ¹	W.....	69-59
D20.....	Morgan State.....	W.....	90-67
D22.....	Mt. St. Mary's.....	W.....	108-81
D30.....	UNC Greensboro.....	W.....	94-76
J2.....	Lafayette.....	W.....	105-87
J6.....	* at Virginia.....	L.....	64-84
J8.....	* Wake Forest.....	L.....	66-90
J11.....	* at Maryland.....	L.....	74-80
J16.....	* at NC State.....	L.....	70-78
J19.....	* Clemson.....	W.....	60-57
J22.....	{5}.. * at Duke.....	L.....	79-106
J26.....	{4}.. * North Carolina.....	L.....	77-90
J29.....	{21}.. * at Georgia Tech.....	W.....	74-73
F3.....	{11}.. at Massachusetts.....	L.....	58-62
F6.....	* Virginia.....	W.....	100-64
F10.....	* at Wake Forest.....	L.....	69-77
F12.....	* Maryland.....	L.....	66-69
F16.....	* NC State.....	W.....	75-70
F19.....	* at Clemson.....	W.....	79-71
F21.....	{16}.. at Florida.....	L.....	61-72
F23.....	{2}.. * Duke.....	L.....	72-84
F26.....	{4}.. * at North Carolina.....	L.....	75-78
M2.....	* Georgia Tech.....	W.....	71-68
M11.....	{11}.. vs. North Carolina ²	L.....	69-83

1-Milk Challenge at Orlando, Fla.; 2-ACC Tournament at Charlotte, N.C.

1994-95

Record: 12-15 H: 10-5 A: 2-8 N: 0-2
ACC: 5-11/16th Place

N25.....	Florida International.....	W.....	88-41
N29.....	South Florida.....	W.....	95-88
D3.....	Florida Atlantic.....	W.....	101-63
D6.....	{8}.. at Arizona.....	L.....	78-96
D10.....	Tulane.....	W.....	81-74
D17.....	{8}.. vs. Florida ¹	L.....	(2OT) 65-71
D22.....	SE Missouri State.....	W.....	100-75
D29.....	Detroit Mercy.....	W.....	84-83
J4.....	* Virginia.....	L.....	75-81
J7.....	{18}.. * at Wake Forest.....	L.....	64-72
J10.....	{9}.. * Maryland.....	L.....	57-70
J15.....	* NC State.....	W.....	107-79
J18.....	* at Clemson.....	W.....	67-66
J21.....	* Duke.....	W.....	78-75
J25.....	{3}.. * at North Carolina.....	L.....	70-100
J29.....	{21}.. * Georgia Tech.....	L.....	68-81
F1.....	at UNC Greensboro.....	W.....	75-65
F4.....	{15}.. * at Virginia.....	L.....	(OT)63-76
F8.....	{11}.. * Wake Forest.....	W.....	69-67
F11.....	{8}.. * at Maryland.....	L.....	65-80
F15.....	* at NC State.....	L.....	77-86
F18.....	* Clemson.....	W.....	62-57
F20.....	Florida.....	L.....	62-75
F22.....	* at Duke.....	L.....	67-72
F25.....	{3}.. * North Carolina.....	L.....	78-80
M2.....	* at Georgia Tech.....	L.....	67-69
M10.....	{10}.. vs. Maryland ²	L.....	64-71

1-Milk Challenge at Orlando, Fla.; 2-ACC Tournament at Greensboro, N.C.

1995-96

Record: 13-14 H: 9-6 A: 2-7 N: 2-1
ACC: 5-11/8th Place

N27.....	Howard.....	W.....	97-81
N28.....	Florida International.....	W.....	92-44
D2.....	Jacksonville.....	W.....	87-80
D5.....	at Tulane.....	L.....	77-78
D9.....	vs. DePaul ¹	W.....	85-80
D12.....	{8}.. Connecticut.....	L.....	61-79
D16.....	vs. Florida ²	L.....	74-52
D20.....	Radford.....	W.....	79-59
D28.....	Md.-Baltimore County.....	W.....	80-56
D30.....	MD-Eastern Shore.....	W.....	79-66
J3.....	* at Virginia.....	W.....	69-64
J6.....	{12}.. * Wake Forest.....	L.....	(OT)73-75
J13.....	* at NC State.....	L.....	65-71
J17.....	{19}.. * Clemson.....	W.....	75-62
J20.....	* at Duke.....	L.....	65-85
J24.....	{11}.. * North Carolina.....	L.....	71-82
J27.....	* at Georgia Tech.....	L.....	58-79
F3.....	* Virginia.....	L.....	59-64
F7.....	{9}.. * at Wake Forest.....	L.....	67-81
F10.....	* Maryland.....	W.....	100-78
F14.....	* NC State.....	W.....	79-66
F17.....	* at Clemson.....	L.....	59-67
F22.....	* Duke.....	L.....	87-93
F24.....	{17}.. * at North Carolina.....	W.....	84-80
F28.....	{18}.. * Georgia Tech.....	L.....	68-83
M4.....	* at Maryland.....	L.....	78-88
M7.....	vs. NC State ¹	L.....	65-80

1-Game played at St. Petersburg, Fla.; 2-Milk Challenge at Orlando, Fla.; 3-ACC Tournament at Greensboro, N.C.

1996-97

Record: 20-12 H: 13-3 A: 5-7 N: 2-2
ACC: 6-10/7th Place
Postseason: Postseason NIT Finals

N22.....	Southwestern La.....	W.....	96-70
N29.....	Rice.....	W.....	79-54
D2.....	Florida Atlantic.....	W.....	93-56
D5.....	{10}.. * at Duke.....	L.....	(OT)66-72
D14.....	at Jacksonville.....	W.....	108-84
D17.....	Tennessee State.....	W.....	100-62
D21.....	vs. Florida ¹	W.....	79-65
D28.....	Marist College ²	W.....	76-48
D30.....	Butler.....	W.....	87-68
J4.....	* NC State.....	W.....	71-51
J8.....	* Virginia.....	L.....	61-64
J11.....	{5}.. * Clemson.....	L.....	70-76
J15.....	* at Georgia Tech.....	L.....	58-71
J18.....	at Seton Hall.....	W.....	67-56
J22.....	{19}.. * North Carolina.....	W.....	84-71
J25.....	{4}.. * at Wake Forest.....	L.....	58-61
J29.....	{5}.. * Maryland.....	W.....	74-70
F1.....	* at Virginia.....	L.....	60-73
F6.....	{20}.. * at North Carolina.....	L.....	62-90
F9.....	* Georgia Tech.....	W.....	64-62
F13.....	{10}.. * at Maryland.....	L.....	57-73
F15.....	{6}.. * Duke.....	L.....	79-89
F19.....	Alabama State.....	W.....	94-49
F23.....	{8}.. * at Clemson.....	W.....	67-65
F26.....	* at NC State.....	L.....	44-67
M1.....	{5}.. * Wake Forest.....	W.....	59-55
M7.....	{8}.. vs. Wake Forest ¹	L.....	65-66

M12.....	at Syracuse ¹	W.....	82-67
M17.....	Michigan State ⁵	W.....	68-63
M19.....	at West Virginia ⁵	W.....	76-71
M25.....	vs. Connecticut ⁷	W.....	(OT)71-65
M27.....	vs. Michigan ⁷	L.....	73-82

1-Milk Classic at Orlando, Fla.; 2-Capitol City Classic at Tallahassee, Fla.; 3-ACC Tournament at Greensboro, N.C.; 4-National Invitation Tournament at Syracuse, N.Y.; 5-National Invitation Tournament at Tallahassee, Fla.; 6-National Invitation Tournament at Morgantown, W.V.; 7-National Invitation Tournament Semifinals and Final at New York, N.Y.

1997-98

Record: 18-14 H: 9-5 A: 6-6 N: 3-3
ACC: 6-10/16th Place
Postseason: NCAA Second Round

N14.....	at Rice.....	W.....	65-53
N17.....	Loyola College (Md.) ¹	W.....	89-72
N19.....	Utah State ¹	W.....	66-55
N26.....	{25}.. {1}.. vs. Connecticut ²	W.....	67-60
N28.....	{25}.. {2}.. vs. Kansas ²	L.....	58-73
D2.....	{19}.. Florida Atlantic.....	W.....	90-52
D6.....	{19}.. Jacksonville.....	W.....	74-44
D14.....	{16}.. vs. Florida ³	W.....	83-81
D17.....	{17}.. UNC Asheville.....	W.....	77-60
D20.....	{17}.. {1}.. * North Carolina.....	L.....	73-81
D23.....	{17}.. {5}.. Arizona.....	W.....	84-79
D29.....	{15}.. at Southwestern La.....	W.....	80-71
D31.....	{15}.. at DePaul.....	W.....	66-55
J3.....	{15}.. {15}.. * at NC State.....	W.....	68-55
J7.....	{13}.. {2}.. * at Maryland.....	L.....	74-81
J10.....	{13}.. {2}.. * Duke.....	L.....	63-75
J13.....	{17}.. * at Clemson.....	L.....	65-86
J18.....	{17}.. * at Georgia Tech.....	W.....	70-67
J22.....	{20}.. * Wake Forest.....	W.....	83-59
J24.....	{20}.. {2}.. * at North Carolina.....	L.....	55-103
J28.....	{23}.. * NC State.....	W.....	64-52
J31.....	{23}.. at South Florida.....	L.....	68-70
F4.....	* at Virginia.....	W.....	71-63
F7.....	{23}.. * Maryland.....	L.....	62-68
F10.....	{2}.. * at Duke.....	L.....	72-86
F15.....	* Clemson.....	L.....	49-78
F18.....	* Georgia Tech.....	L.....	59-72
F21.....	* at Wake Forest.....	L.....	68-69
F28.....	* Virginia.....	W.....	88-63
M5.....	vs. NC State ⁴	L.....	63-65
M13.....	{15}.. vs. Texas Christian ⁵	W.....	96-87
M15.....	vs. Valparaiso ⁵	L.....	(OT)77-83

1-Preseason National Invitation Tournament at Tallahassee, Fla.; 2-Preseason National Invitation Tournament at New York, N.Y.; 3-Milk Classic at Orlando, Fla.; 4-ACC Tournament at Greensboro, N.C.; 5-NCAA Midwest Regional First and Second Rounds at Oklahoma City, Okla.

1998-99

Record: 13-17 H: 7-7 A: 3-8 N: 3-2
ACC: 5-11/17th Place

N13.....	Sam Houston State.....	W.....	88-51
N20.....	Florida.....	L.....	66-82
N24.....	Idaho.....	W.....	70-57
D1.....	* at Virginia.....	W.....	72-69
D6.....	Auburn.....	L.....	68-80
D14.....	at Temple.....	L.....	66-75
D17.....	at Jacksonville.....	W.....	72-53
D20.....	Georgia Southern.....	W.....	80-73
D23.....	at Butler.....	L.....	65-47
D28.....	vs. Princeton ¹	L.....	46-50
D29.....	vs. Mississippi State ¹	W.....	69-58
D30.....	vs. Murray State ¹	W.....	(OT)80-76
J6.....	{11}.. * North Carolina.....	L.....	54-72
J9.....	* at Georgia Tech.....	W.....	75-56
J12.....	{25}.. * Clemson.....	W.....	70-64
J16.....	{2}.. * at Duke.....	L.....	73-98
J20.....	* Wake Forest.....	W.....	74-68
J23.....	* NC State.....	W.....	71-59
J27.....	{4}.. * at Maryland.....	L.....	87-107
J30.....	* Virginia.....	L.....	60-67
F2.....	South Florida.....	W.....	77-66
F7.....	{12}.. * at North Carolina.....	L.....	64-98
F11.....	* Georgia Tech.....	L.....	(2OT) 108-111
F14.....	* at Clemson.....	L.....	45-78
F17.....	{1}.. * Duke.....	L.....	59-85
F20.....	* at Wake Forest.....	L.....	65-67
F24.....	* at NC State.....	L.....	63-71
F27.....	{5}.. * Maryland.....	L.....	75-84
M4.....	vs. Clemson ²	W.....	(OT)87-85
M5.....	{5}.. vs. Maryland ²	L.....	69-93

1-Rainbow Classic at Honolulu, Hawaii; 2-

ALL-TIME FSU SCORES

D11	Seton Hall	L	56-79
D18	vs Massachusetts	L	60-69
D22	Vanderbilt	W	70-65
D30	The Citadel	W	77-51
J4	* at Wake Forest	W	66-64
J8	* at South Florida	L	55-66
J12	* Clemson	W	60-57
J16	{6} * Duke	L	54-85
J19	* at Georgia Tech	L	62-65
J22	{21} * at North Carolina	W	76-71
J26	* at Virginia	L	81-86
J29	{22} * Maryland	L	63-82
F2	* at NC State	L	58-68
F5	* Wake Forest	W	66-61
F12	* at Clemson	L	58-84
F16	{3} * at Duke	L	68-101
F21	* Georgia Tech	W	64-54
F23	* North Carolina	L	67-70
F26	* Virginia	W	71-64
M1	{17} * at Maryland	L	70-85
M5	* NC State	L	51-70
M9	vs Georgia Tech	W	63-62
M10	{20} vs Maryland	L	61-82

1-Orange Bowl Classic at Sunrise, Fla.; 2-ACC Tournament at Charlotte, N.C.

2000-01

Record: 9-21 H: 6-10 A: 2-8 N: 1-3

ACC: 4-12/8th Place

N17	{11} Florida	L	70-85
N23	vs Ohio State	L	65-90
N24	{21} vs DePaul	L	74-80
N25	vs Rhode Island	W	86-71
N29	Minnesota	L	71-76
D4	Furman	L	(OT)74-79
D7	South Florida	L	54-69
D9	at Vanderbilt	L	60-72
D17	Jacksonville	W	75-61
D19	at Cleveland State	L	(2OT)85-87
D21	Binghamton	W	79-57
D30	Morgan State	W	74-64
J4	{3} * Duke	L	72-99
J6	UNC Asheville	W	76-68
J9	{6} * at Wake Forest	L	53-76
J14	{14} * Maryland	L	55-76
J16	{13} * at Virginia	L	71-89
J20	{6} * North Carolina	L	70-80
J25	* NC State	L	(OT)81-84
J27	* at Georgia Tech	L	68-77
J31	* Clemson	W	(OT)88-84
F4	{2} * at Duke	L	58-100
F10	{19} * Wake Forest	L	65-71
F14	{17} * at Maryland	W	74-71
F17	{12} * Virginia	L	66-69
F22	{2} * at North Carolina	L	67-95
F25	* at NC State	L	46-71
F28	* Georgia Tech	W	69-59
M3	* at Clemson	W	75-63
M8	vs Clemson	L	64-66

1-Great Alaska Shootout at Anchorage, Alaska; 2-ACC/Big Ten Challenge at Tallahassee, Fla.; 3-ACC Tournament at Atlanta, Ga

2001-02

Record: 12-17 H: 10-6 A: 1-10 N: 1-1

ACC: 4-12/7th Place

N16	{6} at Florida	L	47-68
N20	Savannah State	W	93-41
N23	Elon	W	89-59
N28	at Northwestern	L	50-57
D4	Birmingham Southern	W	78-62
D8	Western Carolina	L	69-79
D16	{19} * at Wake Forest	L	72-93
D19	Cleveland State	W	76-63
D22	American	L	72-77
D27	Virginia Tech	W	78-49
D29	Campbell	W	93-47
J2	at South Florida	W	78-74
J6	{1} * Duke	W	77-76
J8	* at NC State	L	62-77
J16	* North Carolina	W	81-71
J20	{10} * at Virginia	L	74-91
J24	* Clemson	W	68-63
J26	{3} * Maryland	L	63-84
J30	* at Georgia Tech	L	46-77
F2	{24} * Wake Forest	L	80-89
F7	{11} * at Duke	L	49-80
F10	* NC State	L	67-76
F17	* at North Carolina	L	85-95
F20	{22} * Virginia	W	66-59
F23	* at Clemson	L	78-87
F27	{2} * Maryland	L	63-96
M2	* Georgia Tech	L	78-86
M7	vs Clemson	W	(OT)91-84
M8	{2} vs Maryland	L	59-85

1-ACC/Big Ten Challenge at Evanston, Ill.; 2-ACC Tournament at Charlotte, N.C.

2002-03

Record: 14-15 H: 11-5 A: 1-8 N: 2-2

ACC: 4-12/9th Place

N24	Savannah State	W	79-46
N27	Mercer	W	83-47
D2	Iowa	W	80-67
D6	{8} Florida	L	57-58
D8	Miami	W	72-55
D15	Birmingham Southern	W	56-47
D18	Stetson	W	93-76
D22	{23} * North Carolina	L	48-69
D38	vs Boston University	L	69-84
D20	vs Davidson College	W	82-66
J4	at Virginia Tech	W	76-69
J6	Texas A&M Corpus Christi	W	72-56

J11	{21} * at Maryland	L	62-89
J14	* at Georgia Tech	L	74-81
J18	* NC State	L	63-70
J21	* Clemson	W	60-59
J26	{17} * at Wake Forest	L	60-71
J29	* at Virginia	L	72-85
F2	{5} * Duke	W	75-70
F8	* at North Carolina	L	60-61
F12	{16} * Maryland	L	72-74
F15	* Georgia Tech	W	71-64
F18	* at NC State	L	60-71
F22	* at Clemson	L	60-74
F26	{12} * Wake Forest	L	56-60
M1	* Virginia	W	73-59
M6	{10} * at Duke	L	56-72
M13	vs Clemson	W	72-61
M14	{9} vs Wake Forest	L	61-69

1-ACC/Big Ten Challenge at Tallahassee, Fla.; 2-Fiesta Bowl
Classic Honoring Bobbi Olsen at Tucson, Ariz.; 3-ACC Tournament at Charlotte, N.C.

2003-04

Record: 19-14 H: 15-3 A: 3-10 N: 1-1

ACC: 6-10/7th Place

Postseason: NIT Second Round			
N21	Maine	W	69-49
N24	Georgetown College	W	81-67
N26	Nicholls State	W	90-54
N28	South Carolina State	W	81-46
D1	Northwestern	W	71-53
D3	Mississippi	W	66-60
D6	Fairleigh Dickinson	W	83-46
D14	at Miami	W	67-58
D18	Wagner	W	83-62
D20	vs Chicago State	W	47-42
D22	{16} at Pittsburgh	L	56-63
D28	{24} * Maryland	W	79-75
D30	at Stetson	W	87-72
J3	{14} at Florida	L	73-87
J11	* NC State	L	53-58
J13	* at Clemson	L	48-53
J18	* at Virginia	L	(OT)67-76
J22	{7} * North Carolina	W	(OT)90-81
J25	{10} * Wake Forest	W	75-70
J29	{1} * at Duke	L	49-56
F1	Savannah State	W	88-73
F3	{15} * Georgia Tech	W	81-65
F8	* at Maryland	L	62-73
F10	{21} * at NC State	L	59-75
F14	* Clemson	W	65-52
F17	* Virginia	W	76-57
F21	{16} * at North Carolina	L	71-78
F25	{11} * at Wake Forest	L	(OT)87-90
F29	{5} * Duke	L	65-70
M6	* at Georgia Tech	L	60-63
M12	{17} vs NC State	L	71-78
M17	at Wichita State	W	(2OT) 91-84
M23	Iowa State	L	59-62

1-University of Pittsburgh Holiday Hoops Classic at Tallahassee, Fla.; 2-University of Pittsburgh Holiday Hoops Classic at Pittsburgh, Pa.; 3-ACC Tournament at Greensboro, N.C.; 4-National Invitation Tournament at Wichita, Kan.; 5-National Invitation Tournament at Tallahassee, Fla.

2004-05

Record: 12-19 H: 9-7 A: 3-8 N: 0-4

ACC: 4-12/10th Place

N19	Texas Southern	W	71-62
N22	Texas A&M Corpus Christi	L	67-70
N24	Shawnee State	W	88-65
N27	vs Kent State	L	59-69
N28	vs Texas Christian	L	70-71
N30	at Minnesota	W	70-69
D4	at Mississippi	W	69-64
D12	Florida International	L	60-65
D16	South Alabama	W	83-52
D19	{23} * at Maryland	L	(OT)88-90
D21	Jacksonville	W	101-57
D23	Stetson	W	71-61
D30	vs Louisiana State	L	50-67
J2	Florida	W	82-69
J8	* Virginia Tech	W	77-70
J12	* Clemson	L	54-56
J15	* at Miami	L	63-64
J18	{3} * Wake Forest	W	(OT)91-83
J22	{4} * at Duke	L	56-88
J26	* at NC State	W	70-64
F2	{25} * at Georgia Tech	L	61-64
F6	{2} * North Carolina	L	60-81
F9	* at Virginia	L	55-56
F12	{6} * at Wake Forest	L	48-87
F15	at Massachusetts	L	68-78
F20	* Georgia Tech	L	75-76
F22	* Miami	L	49-65
F27	* at Clemson	L	74-83
M3	{2} * at North Carolina	L	76-91
M6	* Virginia	W	68-63
M10	vs NC State	L	54-70

1-Corpus Christi Caller Times Invitational at Tallahassee, Fla.; 2-Corpus Christi Caller Times Invitational at Corpus Christi, Texas; 3-ACC/Big Ten Challenge at Minneapolis, Minn.; 4-Sugar Bowl Classic in New Orleans, La.; 5-ACC Tournament at Washington, D.C.

2005-06

Record: 20-10 H: 14-3 A: 4-6 N: 2-1

ACC: 9-7/5th Place

Postseason: NIT Second Round			
N19	at Jacksonville	W	78-48
N21	Alcorn State	W	85-67
N25	{14} at Florida	L	66-74
N29	Purdue	W	97-57

D2	Louisiana Monroe	W	85-62
D7	Texas Southern	W	90-59
D17	vs Bowling Green	W	71-60
D20	Stetson	W	75-57
D22	Campbell	W	108-73
D31	vs Nebraska	W	74-60
J7	* at Clemson	L	55-61
J7	* Virginia Tech	W	74-68
J11	* at Virginia	W	(OT)87-82
J14	{15} * at Boston College	L	87-90
J22	{24} * North Carolina	L	80-81
J24	* at Wake Forest	W	75-68
J29	* Miami	L	(OT)78-84
F1	* Clemson	W	69-59
F4	{2} * at Duke	L	(OT)96-97
F9	* Georgia Tech	W	80-79
F12	Massachusetts	W	73-63
F15	{21} * at NC State	L	64-86
F18	* Virginia	W	76-62
F22	* Maryland	W	71-60
F25	* at Virginia Tech	L	61-72
M1	{1} * Duke	W	79-74
M5	* at Miami	W	67-64
M9	vs Wake Forest	L	66-78
M17	Butler	W	67-63
M21	South Carolina	L	(OT)68-69

1-ACC/Big Ten Challenge at Tallahassee, Fla.; 2-Coors Classic at Mobile, Ala.; 3-Orange Bowl Classic at Sunrise, Fla.; 4-ACC Tournament at Greensboro, N.C.; 5-National Invitation Tournament at Tallahassee, Fla.

2006-07

Record: 22-13 H: 16-3 A: 4-9 N: 2-1

ACC: 7-9/8th Place

Postseason: NIT Quarterfinals			
N12	McNeese State	W	85-65
N13	Illinois State	W	73-59
N14	SMU	W	59-52
N19	New Orleans	W	69-50
N24	{3} at Pittsburgh	L	66-88
N28	{12} at Wisconsin	L	66-81
D3	{4} Florida	W	70-66
D5	at Stetson	W	82-63
D7	at Georgia State	W	87-55
D10	Southeastern Louisiana	W	88-62
D18	High Point	W	81-64
D21	Coastal Carolina	W	78-65
D23	Saint Peter's	W	76-63
D29	vs Providence	W	92-62
J3	{23} * Clemson	L	66-68
J7	{2} * at North Carolina	L	58-84
J13	* at Georgia Tech	L	80-88
J17	{23} * Virginia Tech	W	82-73
J20	* Miami	W	86-67
J23	* at Boston College	L	82-85
J27	* Wake Forest	W	74-66
J30	* Maryland	W	96-79
F4	{8} * at Duke	W	68-67
F7	* at Clemson	L	58-71
F11	* Boston College	L	67-68
F13	* Georgia Tech	L	57-63
F17	* at Virginia	L	70-73
F21	* at Maryland	L	55-73
F24	* NC State	W	78-52
M3	* at Miami	W	98-90
M8	* vs Clemson	L	67-66
M9	{8} * vs North Carolina	L	58-73
M13	Toledo	W	77-61
M15	Michigan	W	87-66
M20	at Mississippi State	L	71-86

1-Colonial Classic at Tallahassee, Fla.; 2-Colonial Classic at Pittsburgh, Pa.; 3-ACC/Big Ten Challenge at Madison, Wis.;

4-at Tampa, Fla.; 5-National Invitation Tournament at Tallahassee, Fla.; 6-National Invitation Tournament at Starkville, Miss.

2007-08

Record: 19-15 H: 13-5 A: 4-6 N: 2-4

ACC: 7-9/7th Place

Postseason: NIT First Round			
N9	Nicholls State	W	81-58
N12	Georgia Southern	W	92-67
N16	vs UAB	W	78-70
N17	vs Cleveland State	L	(OT) 66-69
N18	vs USF	L	67-68
N20	Georgia State	W	78-48
N23	{25} at Florida	W	65-51
N27	Minnesota	W	75-61
N30	Stetson	W	72-59
D2	Samford	W	61-45
D8	Maine	W	95-55
D15	{18} vs Butler	L	68-79
D18	College of Charleston	W	66-61
D22	at Providence	L	95-101
D30	* at Georgia Tech	W	66-64
J5	La Salle	W	81-76
J12	{18} * at Clemson	L	(2OT)85-97
J16	{7} * Duke	L	57-70
J20	* at Wake Forest	L	57-74
J23	* Virginia	W	69-67
J26	* NC State	L	66-69
J29	* at Virginia Tech	L	80-89
F3	{4} * North Carolina	L	(OT) 73-84
F6	* at Miami	W	62-55
F14	* Wake Forest	L	70-78
F16	* at Maryland	L	72-82
F19	* Clemson	W	64-55
F23	* Boston College	W	66-63
F27	* at NC State	W	72-62
M4	{1} at North Carolina	L	77-90
M8	* Miami	W	(OT) 75-72
M13	* vs Wake Forest	W	70-60
M14	{11} * vs North		

ALL-TIME FSU SCORES

FSU 100-POINT GAMES

Total 100-Point Games: 130
 Most 100-Point Games In A Season: 10 (1989)
 Most Consecutive 100-Point Games: 5 (Dec. 3-Dec. 12, 1970)
 Last 100-Point Game: Florida State 108, Campbell 75 (Dec. 22, 2005)

1954-55 (2)		
Feb. 16, 1955	110-82	at Rollins
Feb. 21, 1955	102-86	Mississippi State
1955-56 (2)		
Dec. 5, 1955	101-67	Rollins
Dec. 16, 1955	104-83	Morningside
1956-57 (2)		
Jan. 3, 1957	108-96	vs. Furman
Jan. 19, 1957	104-86	Stetson
1958-59 (1)		
Dec. 9, 1958	100-70	Spring Hill
1959-60 (2)		
Feb. 11, 1960	101-58	Rollins
Feb. 13, 1960	105-98	at Furman
1960-61 (1)		
Feb. 24, 1961	116-95	at Tampa
1961-62 (3)		
Jan. 11, 1962	110-53	Rollins
Feb. 26, 1962	123-92	at Tampa
March 2, 1962	101-69	Georgia
1963-64 (1)		
Feb. 22, 1964	101-77	Jacksonville
1965-66 (1)		
Dec. 6, 1965	121-57	Tampa
1966-67 (2)		
Jan. 30, 1967	109-72	Tampa
Feb. 11, 1967	100-90	Tulane
1967-68 (9)		
Dec. 9, 1967	104-89	Samford
Dec. 16, 1967	130-100	vs. Louisiana State
Dec. 20, 1967	114-91	Richmond
Jan. 6, 1968	111-81	Stetson
Jan. 12, 1968	122-93	Miami (Fla.)
Jan. 26, 1968	109-71	Hofstra
Feb. 3, 1968	110-100	East Carolina
Feb. 10, 1968	104-82	Florida Southern
Feb. 16, 1968	106-65	at Jacksonville
1968-69 (3)		
Dec. 2, 1968	120-75	Valdosta State
Dec. 6, 1968	111-84	vs. Miami (Fla.)
Dec. 30, 1968	104-52	New Hampshire
1969-70 (7)		
Dec. 4, 1969	100-84	Oregon
Dec. 8, 1969	107-86	at Rollins
Jan. 2, 1970	121-83	at Pepperdine
Jan. 9, 1970	104-63	Miami (Fla.)
Jan. 22, 1970	122-80	Clemson
Feb. 14, 1970	112-77	Tulane
Feb. 28, 1970	112-96	at Miami (Fla.)
1970-71 (9)		
Dec. 3, 1970	106-70	Biscayne College
Dec. 5, 1970	125-65	South Dakota
Dec. 7, 1970	117-84	vs. Southern Mississippi
Dec. 8, 1970	108-114	at Jacksonville
Dec. 12, 1970	111-63	Valdosta State
Jan. 2, 1971	101-82	Pepperdine
Jan. 8, 1971	114-106	Miami (Fla.)
Jan. 16, 1971	122-79	Samford
Feb. 11, 1971	113-81	Georgia Southern
1971-72 (6)		
Dec. 1, 1971	112-69	Oglethorpe
Dec. 11, 1971	134-65	Valdosta State
Jan. 8, 1972	106-63	East Tennessee State
Jan. 19, 1972	105-72	South Alabama
Jan. 31, 1972	109-83	Pan American
Feb. 19, 1972	108-50	Georgia Tech

1972-73 (2)		
Dec. 1, 1972	109-97	Georgia Southern
March 3, 1973	112-94	Mercer
1973-74 (4)		
Dec. 3, 1973	109-71	Biscayne College
Dec. 21, 1973	107-87	Western Kentucky
Feb. 9, 1974	118-84	South Florida
Feb. 23, 1974	105-63	South Alabama
1974-75 (6)		
Jan. 4, 1975	107-75	Eastern Kentucky
Jan. 7, 1975	104-82	Wisconsin-Milwaukee
Jan. 18, 1975	107-71	Hofstra
Feb. 1, 1975	111-70	Chattanooga
Feb. 9, 1975	101-71	vs. Georgia Southern
Feb. 22, 1975	104-71	Georgia Southern
1975-76 (6)		
Dec. 13, 1975	109-52	Palm Beach Atlantic
Jan. 14, 1976	107-54	Baptist College
Jan. 17, 1976	100-79	Memphis State
Jan. 24, 1976	110-70	SW Louisiana
Feb. 12, 1976	109-81	Illinois State
Feb. 24, 1976	106-61	Valdosta State
1976-77 (4)		
Nov. 30, 1976	109-90	Missouri Western
Jan. 22, 1977	115-86	South Alabama
Feb. 5, 1977	139-72	Baptist College
Feb. 26, 1977	103-72	South Florida
1977-78 (3)		
Dec. 1, 1977	110-82	Troy State
Dec. 16, 1977	100-77	vs. Texas A&M
Jan. 14, 1978	103-85	Tulane
1978-79 (3)		
Nov. 27, 1978	116-71	Eckerd
Dec. 18, 1978	106-75	Florida Southern
March 1, 1979	101-92	vs. Tulane
1979-80 (3)		
Nov. 30, 1979	101-63	Florida A&M
Dec. 20, 1979	112-91	Minnesota
Jan. 2, 1980	108-97	Tulane
1981-82 (1)		
Jan. 25, 1982	101-74	St. Leo
1985-86 (2)		
Dec. 14, 1985	122-83	Florida Institute of Technology
Jan. 9, 1986	113-75	California (Pa.)
1986-87 (5)		
Dec. 16, 1986	101-76	at Western Carolina
Feb. 23, 1987	107-78	Virginia Tech
Feb. 26, 1987	108-84	Miami (Fla.)
Feb. 28, 1987	117-102	Southern Mississippi
March 12, 1987	107-92	vs. Rhode Island
1987-88 (4)		
Dec. 2, 1987	121-75	Florida International
Dec. 29, 1987	101-67	Central Florida
Feb. 6, 1988	101-68	Cincinnati
Feb. 24, 1988	108-90	Alabama State
1988-89 (10)		
Nov. 25, 1988	133-79	Central Florida
Nov. 27, 1988	100-75	Florida International
Dec. 3, 1988	104-86	Florida
Dec. 20, 1988	113-81	South Florida
Jan. 4, 1989	113-67	Rider
Jan. 7, 1989	104-79	Southern Mississippi
Jan. 15, 1989	101-90	Tennessee
Jan. 18, 1989	112-105 (OT)	at Arkansas
Jan. 28, 1989	100-97	at Virginia Tech
Feb. 23, 1989	100-101	at La Salle
1989-90 (3)		
Dec. 19, 1989	100-62	Samford
Jan. 6, 1990	113-82	Southern Mississippi
Jan. 8, 1990	104-99 (2OT)	Jacksonville
1990-91 (1)		
Feb. 13, 1991	113-88	Alabama State
1991-92 (4)		
Nov. 26, 1991	100-91	Jacksonville
Jan. 2, 1992	107-54	UNC Asheville
Feb. 8, 1992	102-90	Clemson

Feb. 27, 1992	110-96	North Carolina
1992-93 (5)		
Nov. 20, 1992	109-86	Iowa State
Dec. 28, 1992	109-80	Maryland-Baltimore County
Jan. 13, 1993	105-85	Maryland
Feb. 10, 1993	111-94	Wake Forest
Feb. 20, 1993	102-92	Clemson
1993-94 (4)		
Dec. 1, 1993	110-59	Florida Atlantic
Dec. 22, 1993	108-81	Mount Saint Mary's
Jan. 2, 1994	105-87	Lafayette
Feb. 6, 1994	100-64	Virginia
1994-95 (3)		
Dec. 3, 1994	101-63	Florida Atlantic
Dec. 22, 1994	100-75	S.E. Missouri State
Jan. 15, 1995	107-79	NC State
1995-96 (1)		
Feb. 10, 1996	100-78	Maryland
1996-97 (2)		
Dec. 14, 1996	108-84	Jacksonville
Dec. 17, 1996	100-62	Tennessee State
1998-99 (1)		
Feb. 11, 1999	108-111 (2OT)	Georgia Tech
2004-05 (1)		
Dec. 21, 2004	101-57	Jacksonville
2005-06 (1)		
Dec. 22, 2005	108-75	Campbell

OPPONENTS' 100-POINT GAMES

Total 100-Point Games: 42
 Most 100-Point Games In A Season: 3 (1970, 85, 86)
 Most Consecutive 100-Point Games: 2 (Feb. 13-Feb. 16, 1974)
 Last 100-Point Game: Providence 101, Florida State 95 (Dec. 22, 2007)

1954-55 (2)		
Feb. 19, 1955	95-101	at Loyola (New Orleans)
March 9, 1955	88-110	vs. Beloit
1957-58 (2)		
Jan. 30, 1958	51-103	at West Virginia
Feb. 1, 1958	68-107	at Marshall
1958-59 (1)		
Jan. 31, 1959	75-103	at Oklahoma City
1959-60 (2)		
Feb. 15, 1960	60-100	at The Citadel
Feb. 27, 1960	89-107	at Miami (Fla.)
1963-64 (1)		
Dec. 11, 1963	81-102	at Rice
1965-66 (2)		
Dec. 16, 1965	80-115	at North Carolina
Feb. 28, 1966	90-112	at Miami (Fla.)
1966-67 (2)		
Feb. 25, 1967	84-102	at Georgia Tech
March 1, 1967	90-110	at Miami (Fla.)
1967-68 (2)		
Dec. 16, 1967	130-100	vs. LSU
Feb. 3, 1968	110-100	vs. East Carolina
1968-69 (1)		
Feb. 8, 1969	82-100	at North Carolina
1970-71 (3)		
Dec. 8, 1970	108-114	at Jacksonville
Jan. 8, 1971	114-106	vs. Miami
Feb. 27, 1971	94-100	at Miami (Fla.)
1973-74 (2)		
Feb. 13, 1974	89-113	at Jacksonville
Feb. 16, 1974	85-104	vs. North Carolina
1976-77 (1)		
Nov. 27, 1976	92-108	vs. Clemson
1983-84 (1)		
Dec. 20, 1983	89-102	at Pittsburgh
1985-86 (3)		
Dec. 16, 1985	89-100	at Alabama
Dec. 31, 1985	64-109	at North Carolina
Feb. 8, 1986	96-102	at Southern Mississippi

ALL-TIME FSU SCORES

1986-87 (3)			1990-91 (2)			1998-99 (2)		
Dec. 13, 1986	93-109	at Oklahoma	Dec. 22, 1990	69-101	at UNLV	Jan. 27, 1999	87-107	at Maryland
Feb. 28, 1987	117-102	vs. So. Mississippi	Jan. 21, 1991	92-109	Arkansas	Feb. 11, 1999	108-111 (2OT)	vs. Georgia Tech
March 16, 1987	92-109	vs. Vanderbilt	1992-93 (1)			1999-00 (1)		
1987-88 (1)			March 27, 1993	81-106	vs. Kentucky	Feb. 16, 2000	68-101	at Duke
March 18, 1988	98-102	vs. Iowa	1993-94 (1)			2000-01 (1)		
1988-89 (2)			Jan. 22, 1994	79-106	at Duke	Feb. 4, 2001	58-100	at Duke
Jan. 18, 1989	112-105 (OT)	at Arkansas	1994-95 (1)			2007-08 (1)		
Feb. 23, 1989	100-102	at La Salle	Jan. 25, 1995	70-100	at North Carolina	Dec. 22, 2007	95-101	at Providence
1989-90 (1)			1997-98 (1)					
Jan. 18, 1990	97-101 (2OT)	at Miami (Fla.)	Jan. 24, 1998	55-103	at North Carolina			

FLORIDA STATE IN THE ASSOCIATED PRESS POLL

1969-70	Jan. 9.....18th	March 14.....16th	Dec. 15.....17th	Feb. 23.....23rd
Jan. 27.....18th	Jan. 16.....19th	1991-92	Dec. 22.....17th	March 2.....24th
Feb. 3.....12th	1975-76	Jan. 27.....23rd	Dec. 29.....15th	March 9.....22nd
Feb. 10.....9th	March 2.....18th	Feb. 3.....23rd	Jan. 5.....13th	March 16.....16th
Feb. 17.....8th	1977-78	Feb. 10.....23rd	Jan. 11.....17th	2009-10
Feb. 24.....10th	Dec. 27.....18th	Feb. 17.....16th	Jan. 18.....20th	Nov. 30.....21st
March 3.....11th	Jan. 24.....17th	Feb. 24.....22nd	2003-04	Dec. 28.....22nd
March 10.....11th	Jan. 31.....15th	March 2.....19th	Dec. 29.....25th	Jan. 4.....18th
1970-71	Feb. 7.....16th	March 9.....18th	2008-09	Jan. 11.....25th
Dec. 15.....17th	Feb. 14.....14th	March 16.....20th	Feb. 9.....25th	
1971-72	Feb. 21.....12th	1992-93		
Dec. 7.....18th	Feb. 28.....11th	Preseason.....9th		
Dec. 14.....9th	Feb. 28.....11th	Nov. 23.....7th		
Dec. 21.....14th	March 6.....13th	Nov. 30.....11th		
Jan. 4.....20th	March 13.....15th	Dec. 7.....10th		
Jan. 11.....12th	1988-89	Dec. 14.....10th		
Jan. 18.....11th	Preseason.....16th	Dec. 21.....18th		
Jan. 25.....10th	Nov. 22.....17th	Dec. 28.....18th		
Feb. 1.....12th	Nov. 29.....14th	Jan. 4.....23rd		
Feb. 8.....14th	Dec. 6.....13th	Jan. 25.....19th		
Feb. 15.....14th	Dec. 13.....12th	Feb. 1.....12th		
Feb. 22.....11th	Dec. 20.....11th	Feb. 8.....10th		
Feb. 29.....10th	Dec. 27.....10th	Feb. 15.....9th		
March 7.....14th	Jan. 3.....15th	Feb. 22.....6th		
March 14.....10th	Jan. 10.....14th	March 1.....11th		
1972-73	Jan. 17.....14th	March 8.....10th		
Preseason.....2nd	Jan. 24.....11th	March 15.....11th		
Dec. 5.....2nd	Jan. 31.....8th	1993-94		
Dec. 12.....2nd	Feb. 7.....12th	Preseason.....25th		
Dec. 19.....7th	Feb. 14.....7th	1997-98		
Dec. 26.....12th	Feb. 21.....12th	Dec. 1.....19th		
Jan. 2.....19th	Feb. 28.....16th	Dec. 8.....16th		
	March 7.....14th			

Number of AP Polls Ranked in: 96 Highest AP Ranking:
2nd (three times during the 1972-73 season)
Number of AP Polls in the Top 10: 22
Most Consecutive Weeks Ranked in the AP:

Ranking	Weeks	Years
1.....	19.....	1971-72 through 1972-73
2.....	18.....	1988-89
3.....	8.....	1997-98
3.....	8.....	1992-93 (two times)
3.....	8.....	1991-92
3.....	8.....	1977-78
8.....	7.....	1969-70

FLORIDA STATE IN THE ESPN/USA TODAY POLL

1991-92	Jan. 25.....20th	Dec. 29.....15th
(First Year of Coaches' Poll)	Feb. 1.....15th	Jan. 5.....13th
Feb. 3.....23rd	Feb. 8.....12th	Jan. 12.....16th
Feb. 10.....21st	Feb. 15.....9th	Jan. 19.....20th
Feb. 17.....16th	Feb. 22.....7th	Jan. 26.....23rd
Feb. 24.....21st	March 1.....11th	2003-04
March 9.....13th	March 8.....11th	Dec. 29.....25th
March 16.....17th	March 15.....11th	2008-09
April 8.....14th	April 7.....7th	Feb. 9.....25th
1992-93	1993-94	Feb. 23.....25th
Nov. 30.....10th	Nov. 22.....24th	March 9.....22nd
Dec. 7.....8th	Nov. 29.....24th	March 6.....16th
Dec. 14.....9th	1997-98	March 23 (Final).....22nd
Dec. 21.....18th	Nov. 24.....25th	2009-10
Dec. 28.....16th	Dec. 1.....18th	Dec. 28.....25th
Jan. 4.....23rd	Dec. 8.....15th	Jan. 4.....19th
Jan. 11.....21st	Dec. 15.....17th	Jan. 11.....25nd
Jan. 18.....22nd	Dec. 22.....18th	



Ham Wernke, one of the first all-time great players in school history, has been ranked among the Seminoles' all-time scoring leaders for more than 50 years. He is ranked 14th in career scoring in Seminole history with 1,404 points despite playing from 1951-55.

ALL-TIME GAMES VS. OPPONENTS IN THE AP POLL

1957-58

Date	Ranking	Opponent	Site	W/L	Score
Jan. 13, 1958	No. 18	Memphis State	Memphis, TN	L	56-59
Jan. 30, 1958	No. 1	West Virginia	Morgantown, WV	L	51-103

1958-59

Date	Ranking	Opponent	Site	W/L	Score
Dec. 1, 1958	No. 2	Kentucky	Lexington, KY	L	68-91
Dec. 17, 1958	No. 13	Auburn	Auburn, AL	L	74-95
Dec. 29, 1958	No. 8	Auburn	Tallahassee, FL	L	62-69
Jan. 13, 1959	No. 18	Memphis State	Tallahassee, FL	L	72-75
Jan. 31, 1959	No. 14	Oklahoma City	Oklahoma City, OK	L	75-103
Feb. 16, 1959	No. 18	Oklahoma City	Tallahassee, FL	L	84-98

1959-60

Date	Ranking	Opponent	Site	W/L	Score
Jan. 16, 1960	No. 15	Miami	Tallahassee, FL	L	91-93
Feb. 27, 1960	No. 9	Miami	Miami, FL	L	89-107

1960-61

Date	Ranking	Opponent	Site	W/L	Score
Dec. 3, 1960	No. 20	Kentucky	Lexington, KY	W	63-58
Dec. 10, 1960	No. 11	Auburn	Auburn, AL	L	57-74

1961-62

Date	Ranking	Opponent	Site	W/L	Score
Dec. 2, 1961	No. 1	Ohio State	Columbus, OH	L	57-72

1966-67

Date	Ranking	Opponent	Site	W/L	Score
Dec. 20, 1966	No. 3	North Carolina	Chapel Hill, NC	L	54-81

1967-68

Date	Ranking	Opponent	Site	W/L	Score
Feb. 1, 1968	No. 3	North Carolina	Chapel Hill, NC	L	80-86

1968-69

Date	Ranking	Opponent	Site	W/L	Score
Dec. 16, 1968	No. 19	Louisville	Louisville, KY	L	78-79
Dec. 27, 1968	No. 16	Ohio State	Tallahassee, FL	L	86-93
Jan. 28, 1969	No. 19	South Carolina	Tallahassee, FL	W	87-76
Feb. 8, 1969	No. 2	North Carolina	Chapel Hill, NC	L	82-100
Feb. 15, 1969	No. 17	Dayton	Tallahassee, FL	W	79-71

1969-70

Date	Ranking	Opponent	Site	W/L	Score
Dec. 13, 1969	No. 5	North Carolina	Chapel Hill, NC	L	75-86
Dec. 22, 1969	No. 14	Louisville	Tallahassee, FL	W	79-69
Jan. 3, 1970	No. 19	Southern Cal	Los Angeles, CA	L	68-71
Jan. 27, 1970	No. 6	Jacksonville	Jacksonville, FL	W	89-83
Feb. 18, 1970	No. 6	Jacksonville	Tallahassee, FL	L	81-85

1970-71

Date	Ranking	Opponent	Site	W/L	Score
Dec. 8, 1970	No. 3	Jacksonville	Jacksonville, FL	L	108-114
Dec. 18, 1970	No. 8	Southern Cal	El Paso, TX	L	85-94
Jan. 27, 1971	No. 6	Jacksonville	Tallahassee, FL	L	65-83
Feb. 15, 1971	No. 6	Jacksonville	Jacksonville, FL	L	79-90
Feb. 22, 1971	No. 8	North Carolina	Chapel Hill, NC	L	61-70

1971-72

Date	Ranking	Opponent	Site	W/L	Score
Dec. 7, 1971	No. 6	Jacksonville	Tallahassee, FL	W	90-83
Mar. 16, 1972	No. 11	Minnesota	Dayton, OH	W	70-56
Mar. 18, 1972	No. 18	Kentucky	Dayton, OH	W	73-54
Mar. 24, 1972	No. 2	North Carolina	Los Angeles, CA	W	79-75
Mar. 26, 1972	No. 1	UCLA	Los Angeles, CA	L	76-81

1972-73

Date	Ranking	Opponent	Site	W/L	Score
Dec. 28, 1972	No. 13	Brigham Young	Oklahoma City, OK	L	77-80
Jan. 20, 1973	No. 15	Jacksonville	Tallahassee, FL	L	66-70
Feb. 14, 1973	No. 13	Jacksonville	Jacksonville, FL	W	83-74
Feb. 17, 1973	No. 6	North Carolina	New York, NY	L	79-91

1973-74

Date	Ranking	Opponent	Site	W/L	Score
Dec. 15, 1973	No. 9	Louisville	Louisville, KY	L	78-90
Dec. 18, 1973	No. 19	Memphis State	Tallahassee, FL	W	88-80
Feb. 1, 1974	No. 17	New Mexico	Tallahassee, FL	W	90-71
Feb. 16, 1974	No. 4	North Carolina	Greensboro, NC	L	85-104

1974-75

Date	Ranking	Opponent	Site	W/L	Score
Dec. 9, 1974	No. 16	Memphis State	Memphis, TN	L	69-70
Dec. 14, 1974	No. 4	Louisville	Tallahassee, FL	L	75-84
Dec. 26, 1974	No. 15	Purdue	Louisville, KY	W	69-66
Dec. 27, 1974	No. 4	Louisville	Louisville, KY	L	61-79

1975-76

Date	Ranking	Opponent	Site	W/L	Score
Dec. 8, 1975	No. 1	Indiana	Bloomington, IN	L	59-83
Dec. 20, 1975	No. 8	Alabama	St. Petersburg, FL	L	72-76
Dec. 26, 1975	No. 13	Washington	Portland, OR	L	54-69

1976-77

Date	Ranking	Opponent	Site	W/L	Score
Dec. 18, 1976	No. 5	San Francisco	San Francisco, CA	L	87-93
Jan. 3, 1977	No. 14	Louisville	Louisville, KY	L (OT)	75-78
Jan. 15, 1977	No. 18	Memphis State	Memphis, TN	L	75-81
Feb. 3, 1977	No. 3	Kentucky	Lexington, KY	L	57-97

1977-78

Date	Ranking	Opponent	Site	W/L	Score
Dec. 27, 1977	No. 11	Cincinnati	Cincinnati, OH	L	75-77
Jan. 22, 1978	No. 9	Louisville	Louisville, KY	W	70-66
Feb. 17, 1978	No. 9	Louisville	Tallahassee, FL	W	81-70
Mar. 4, 1978	No. 20	Louisville	Cincinnati, OH	L	93-94
Mar. 11, 1978	No. 1	Kentucky	Lexington, KY	L	76-85

1978-79

Date	Ranking	Opponent	Site	W/L	Score
Jan. 20, 1979	No. 7	Louisville	Tallahassee, FL	L	65-67
Feb. 1, 1979	No. 6	Louisville	Louisville, KY	L	71-84

1979-80

Date	Ranking	Opponent	Site	W/L	Score
Jan. 27, 1980	No. 7	Louisville	Louisville, KY	L	73-79
Feb. 24, 1980	No. 2	Louisville	Tallahassee, FL	L	75-83
Mar. 1, 1980	No. 4	Louisville	Louisville, KY	L	72-81
Mar. 9, 1980	No. 4	Kentucky	Lexington, KY	L	78-97

1981-82

Date	Ranking	Opponent	Site	W/L	Score
Jan. 4, 1982	No. 14	Louisville	Louisville, KY	L	57-79

1982-83

Date	Ranking	Opponent	Site	W/L	Score
Dec. 30, 1982	No. 19	Tulsa	San Diego, CA	W	96-80
Jan. 8, 1983	No. 13	Louisville	Tallahassee, FL	L	69-96
Feb. 7, 1983	No. 12	Louisville	Louisville, KY	L	63-89
Feb. 26, 1983	No. 14	Memphis State	Tallahassee, FL	W	74-72
Mar. 3, 1983	No. 17	Memphis State	Memphis, TN	L	67-94
Mar. 11, 1983	No. 17	Memphis State	Cincinnati, OH	L	74-84

1983-84

Date	Ranking	Opponent	Site	W/L	Score
Jan. 25, 1984	No. 14	Louisville	Louisville, KY	L	71-95
Feb. 6, 1984	No. 17	Louisville	Tallahassee, FL	W	75-60
Feb. 11, 1984	No. 9	Memphis State	Tallahassee, FL	L	69-73
Feb. 15, 1984	No. 8	Memphis State	Memphis, TN	L	67-75
Mar. 9, 1984	No. 17	Memphis State	Memphis, TN	L	63-65

1984-85

Date	Ranking	Opponent	Site	W/L	Score
Jan. 5, 1985	No. 9	North Carolina	Miami, FL	L	69-78
Jan. 23, 1985	No. 9	Memphis State	Tallahassee, FL	L	69-74
Feb. 16, 1985	No. 4	Memphis State	Memphis, TN	L	68-70
Mar. 9, 1985	No. 4	Memphis State	Louisville, TN	L	86-90

1985-86

Date	Ranking	Opponent	Site	W/L	Score
Dec. 31, 1985	No. 1	North Carolina	Charlotte, NC	L	64-109
Jan. 15, 1986	No. 18	Louisville	Tallahassee, FL	L	64-85
Jan. 25, 1986	No. 25	Virginia Tech	Blacksburg, VA	L	73-86
Feb. 10, 1986	No. 3	Memphis State	Memphis, TN	L	73-99
Feb. 19, 1986	No. 10	Louisville	Louisville, KY	L	67-89
Feb. 22, 1986	No. 4	Memphis State	Tallahassee, FL	W	82-80
Feb. 24, 1986	No. 24	Virginia Tech	Tallahassee, FL	L	84-92
Mar. 8, 1986	No. 10	Memphis State	Louisville, KY	L	71-73

1986-87

Date	Ranking	Opponent	Site	W/L	Score
Dec. 6, 1986	No. 8	Alabama	Tallahassee, FL	W	72-71
Dec. 13, 1986	No. 9	Oklahoma	Norman, OK	L	92-109

ALL-TIME GAMES VS. OPPONENTS IN THE AP POLL

1987-88

Date	Ranking	Opponent	Site	W/L	Score
Dec. 10, 1987	No. 16	Oklahoma	Tallahassee, FL	L	87-89
Dec. 12, 1987	No. 12	Florida	Gainesville, FL	L	48-71
Dec. 28, 1987	No. 3	Pittsburgh	Orlando, FL	L	71-72
Mar. 18, 1988	No. 17	Iowa	Los Angeles, CA	L	98-102

1988-89

Date	Ranking	Opponent	Site	W/L	Score
Dec. 3, 1988	No. 19	Florida	Tallahassee, FL	W	104-86
Dec. 29, 1988	No. 17	Villanova	Orlando, FL	L	67-68
Jan. 15, 1989	No. 17	Tennessee	Tallahassee, FL	W	101-90
Feb. 6, 1989	No. 7	Louisville	Louisville, KY	W	81-78
Feb. 16, 1989	No. 10	Louisville	Tallahassee, FL	L (OT)	77-78
Feb. 23, 1989	No. 14	La Salle	Philadelphia, PA	L	100-101
Mar. 12, 1989	No. 16	Louisville	Columbia, SC	L	80-87

1989-90

Date	Ranking	Opponent	Site	W/L	Score
Dec. 1, 1989	No. 24	Florida	Tallahassee, FL	L	69-82
Dec. 27, 1989	No. 19	NC State	New York, NY	L	72-90
Jan. 14, 1990	No. 11	Louisville	Tallahassee, FL	L	66-73
Feb. 3, 1990	No. 7	Syracuse	Orlando, FL	L	69-90
Feb. 6, 1990	No. 15	Louisville	Louisville, KY	L	50-69

1990-91

Date	Ranking	Opponent	Site	W/L	Score
Dec. 22, 1990	No. 1	UNLV	Las Vegas, NV	L	69-101
Jan. 19, 1991	No. 22	South Carolina	Columbia, SC	W (OT)	81-80
Jan. 21, 1991	No. 2	Arkansas	Tallahassee, FL	L	92-109
Feb. 18, 1991	No. 7	Syracuse	Syracuse, NY	L	79-88
Mar. 16, 1991	No. 3	Indiana	Louisville, KY	L	60-82

1991-92

Date	Ranking	Opponent	Site	W/L	Score
Dec. 15, 1991	No. 5	North Carolina	Chapel Hill, NC	W	86-74
Jan. 6, 1992	No. 1	Duke	Durham, NC	L	70-86
Jan. 11, 1992	No. 19	Wake Forest	Winston-Salem, NC	W	88-85
Jan. 23, 1992	No. 18	Georgia Tech	Atlanta, GA	W	83-79
Jan. 30, 1992	No. 1	Duke	Tallahassee, FL	L	62-75
Feb. 27, 1992	No. 10	North Carolina	Tallahassee, FL	W	110-96
Mar. 14, 1992	No. 20	North Carolina	Charlotte, NC	L	76-80
Mar. 26, 1992	No. 4	Indiana	Albuquerque, NM	L	74-85

1992-93


Date	Ranking	Opponent	Site	W/L	Score
Nov. 20, 1992	No. 19	Iowa State	Tallahassee, FL	W	109-86
Nov. 25, 1992	No. 4	Indiana	New York, NY	L (OT)	78-81
Nov. 27, 1992	No. 21	UCLA	New York, NY	L (OT)	83-86
Dec. 2, 1992	No. 19	Massachusetts	Tallahassee, FL	W	67-64
Jan. 6, 1993	No. 25	Virginia	Charlottesville, VA	L	76-80
Jan. 24, 1993	No. 6	Duke	Tallahassee, FL	W (OT)	89-88
Jan. 27, 1993	No. 3	North Carolina	Chapel Hill, NC	L	77-82
Jan. 31, 1993	No. 18	Georgia Tech	Tallahassee, FL	W	96-77
Feb. 8, 1993	No. 24	Virginia	Tallahassee, FL	W	99-84
Feb. 10, 1993	No. 9	Wake Forest	Tallahassee, FL	W	111-94
Feb. 24, 1993	No. 9	Duke	Durham, NC	L	75-98
Feb. 27, 1993	No. 3	North Carolina	Tallahassee, FL	L	76-86
Mar. 25, 1993	No. 25	W. Kentucky	Charlotte, NC	W (OT)	81-78
Mar. 27, 1993	No. 2	Kentucky	Charlotte, NC	L	81-106

1993-94

Date	Ranking	Opponent	Site	W/L	Score
Jan. 22, 1994	No. 5	Duke	Durham, NC	L	79-106
Jan. 26, 1994	No. 4	North Carolina	Tallahassee, FL	L	77-90
Jan. 29, 1994	No. 21	Georgia Tech	Atlanta, GA	W	74-73
Feb. 3, 1994	No. 11	Massachusetts	Amherst, MA	L	58-62
Feb. 21, 1994	No. 16	Florida	Gainesville, FL	L	61-72
Feb. 23, 1994	No. 2	Duke	Tallahassee, FL	L	72-84
Feb. 26, 1994	No. 4	North Carolina	Chapel Hill, NC	L	75-78
Mar. 11, 1994	No. 11	North Carolina	Charlotte, NC	L	69-83

1994-95

Date	Ranking	Opponent	Site	W/L	Score
Dec. 6, 1994	No. 8	Arizona	Tucson, AZ	L	78-96
Dec. 17, 1994	No. 8	Florida	Orlando, FL	L (2OT)	65-71
Jan. 7, 1995	No. 18	Wake Forest	Winston-Salem, NC	L	64-72
Jan. 10, 1995	No. 9	Maryland	Tallahassee, FL	L	57-70
Jan. 25, 1995	No. 3	North Carolina	Chapel Hill, NC	L	70-100
Jan. 29, 1995	No. 21	Georgia Tech	Tallahassee, FL	L	67-80
Feb. 4, 1995	No. 15	Virginia	Charlottesville, VA	L (OT)	63-76
Feb. 8, 1995	No. 11	Wake Forest	Tallahassee, FL	W	69-67
Feb. 11, 1995	No. 8	Maryland	College Park, MD	L	65-80
Feb. 25, 1995	No. 3	North Carolina	Tallahassee, FL	L	78-80
Mar. 10, 1995	No. 10	Maryland	Charlotte, NC	L	64-71



Gary Schull, who is one of only four players who averaged in double figures in rebounding for his entire career, was also a prolific scorer. He is ranked seventh in school history with 781 rebounds and a 10.1 rebounds per game average and is ranked 28th in school history with 1,142 points and a 15.0 points per game scoring average.

ALL-TIME GAMES VS. OPPONENTS IN THE AP POLL



Sam Cassell, who helped the Boston Celtics win the 2008 NBA Championship, started all 35 games in leading the Seminoles to the Elite Eight during the 1993 season

(continued from page 197)

1995-96

Date	Ranking	Opponent	Site	W/L	Score
Dec. 12, 1995	No. 8	Connecticut	Tallahassee, FL	L	61-79
Jan. 6, 1996	No. 12	Wake Forest	Tallahassee, FL	L (OT)	73-75
Jan. 17, 1996	No. 19	Clemson	Tallahassee, FL	W	75-62
Jan. 24, 1996	No. 11	North Carolina	Tallahassee, FL	L	71-82
Feb. 7, 1996	No. 9	Wake Forest	Winston-Salem, NC	L	67-81
Feb. 24, 1996	No. 17	North Carolina	Chapel Hill, NC	W	84-80
Feb. 28, 1996	No. 18	Georgia Tech	Tallahassee, FL	L	68-83

1996-97

Date	Ranking	Opponent	Site	W/L	Score
Dec. 5, 1996	No. 10	Duke	Durham, NC	L (OT)	66-72
Jan. 11, 1997	No. 5	Clemson	Tallahassee, FL	L	70-76
Jan. 22, 1997	No. 19	North Carolina	Tallahassee, FL	W	84-71
Jan. 25, 1997	No. 4	Wake Forest	Winston-Salem, NC	L	58-61
Jan. 29, 1997	No. 5	Maryland	Tallahassee, FL	W	74-70
Feb. 6, 1997	No. 20	North Carolina	Chapel Hill, NC	L	62-90
Feb. 13, 1997	No. 10	Maryland	College Park, MD	L	57-73
Feb. 15, 1997	No. 6	Duke	Tallahassee, FL	L	79-89
Feb. 23, 1997	No. 8	Clemson	Clemson, SC	W	67-65
Mar. 1, 1997	No. 5	Wake Forest	Tallahassee, FL	W	59-55
Mar. 7, 1997	No. 8	Wake Forest	Greensboro, NC	L	65-66

1997-98

Date	Ranking	Opponent	Site	W/L	Score
Nov. 26, 1997	No. 11	Connecticut	New York, NY	W	67-60
Nov. 28, 1997	No. 2	Kansas	New York, NY	L	58-73
Dec. 20, 1997	No. 1	North Carolina	Tallahassee, FL	L	73-81
Dec. 23, 1997	No. 5	Arizona	Tallahassee, FL	W	84-79
Jan. 10, 1998	No. 2	Duke	Tallahassee, FL	L	63-75
Jan. 24, 1998	No. 2	North Carolina	Chapel Hill, NC	L	55-103
Feb. 7, 1998	No. 23	Maryland	Tallahassee, FL	L	62-68
Feb. 10, 1998	No. 2	Duke	Durham, NC	L	72-86
Mar. 13, 1998	No. 15	Texas Christian	Oklahoma City, OK	W	96-87

1998-99

Date	Ranking	Opponent	Site	W/L	Score
Jan. 6, 1999	No. 11	North Carolina	Tallahassee, FL	L	54-72
Jan. 12, 1999	No. 25	Clemson	Tallahassee, FL	W	70-64
Jan. 16, 1999	No. 2	Duke	Durham, NC	L	73-98
Jan. 27, 1999	No. 4	Maryland	College Park, MD	L	87-107
Feb. 7, 1999	No. 12	North Carolina	Chapel Hill, NC	L	64-98
Feb. 17, 1999	No. 1	Duke	Tallahassee, FL	L	59-85
Feb. 27, 1999	No. 5	Maryland	Tallahassee, FL	L	75-84
Mar. 5, 1999	No. 5	Maryland	Charlotte, NC	L	69-93

1999-00

Date	Ranking	Opponent	Site	W/L	Score
Nov. 19, 1999	No. 7	Florida	Gainesville, FL	L	61-96
Nov. 29, 1999	No. 11	Temple	Tallahassee, FL	L	58-69
Dec. 5, 1999	No. 7	Auburn	Auburn, AL	L	54-55
Jan. 16, 2000	No. 6	Duke	Tallahassee, FL	L	54-85
Jan. 22, 2000	No. 21	North Carolina	Chapel Hill, NC	W	76-71
Jan. 29, 2000	No. 22	Maryland	Tallahassee, FL	L	63-82
Feb. 16, 2000	No. 3	Duke	Durham, NC	L	68-101
Mar. 1, 2000	No. 17	Maryland	College Park, MD	L	70-85
Mar. 10, 2000	No. 20	Maryland	Charlotte, NC	L	61-82

2000-01

Date	Ranking	Opponent	Site	W/L	Score
Nov. 17, 2000	No. 11	Florida	Tallahassee, FL	L	70-85
Nov. 24, 2000	No. 21	DePaul	Anchorage, AK	L	74-80
Jan. 4, 2001	No. 3	Duke	Tallahassee, FL	L	72-99
Jan. 9, 2001	No. 6	Wake Forest	Winston-Salem, NC	L	53-76
Jan. 14, 2001	No. 14	Maryland	Tallahassee, FL	L	55-76
Jan. 16, 2001	No. 13	Virginia	Charlottesville, VA	L	71-89
Jan. 20, 2001	No. 6	North Carolina	Tallahassee, FL	L	70-80
Feb. 4, 2001	No. 2	Duke	Durham, NC	L	58-100
Feb. 10, 2001	No. 19	Wake Forest	Tallahassee, FL	L	65-71
Feb. 14, 2001	No. 17	Maryland	College Park, MD	W	74-71
Feb. 17, 2001	No. 12	Virginia	Tallahassee, FL	L	66-69
Feb. 22, 2001	No. 2	North Carolina	Chapel Hill, NC	L	67-95

2001-02

Date	Ranking	Opponent	Site	W/L	Score
Nov. 16, 2001	No. 6	Florida	Gainesville, FL	L	47-68
Dec. 16, 2001	No. 19	Wake Forest	Winston-Salem, NC	L	72-93
Jan. 6, 2002	No. 1	Duke	Tallahassee, FL	W	77-76
Jan. 20, 2002	No. 10	Virginia	Charlottesville, VA	L	74-91
Jan. 26, 2002	No. 3	Maryland	College Park, MD	L	63-84
Feb. 2, 2002	No. 24	Wake Forest	Tallahassee, FL	L	80-89
Feb. 7, 2002	No. 1	Duke	Durham, NC	L	49-80
Feb. 20, 2002	No. 22	Virginia	Tallahassee, FL	W	66-59
Feb. 27, 2002	No. 2	Maryland	Tallahassee, FL	L	63-96
Mar. 8, 2002	No. 2	Maryland	Charlotte, NC	L	59-85

ALL-TIME GAMES VS. OPPONENTS IN THE AP POLL

2002-03

Date	Ranking	Opponent	Site	W/L	Score
Dec. 6, 2002	No. 8	Florida	Tallahassee, FL	L	57-58
Dec. 22, 2002	No. 23	North Carolina	Tallahassee, FL	L	48-69
Jan. 11, 2003	No. 21	Maryland	College Park, MD	L	62-89
Jan. 26, 2003	No. 17	Wake Forest	Winston-Salem, NC	L	60-71
Feb. 2, 2003	No. 5	Duke	Tallahassee, FL	W	75-70
Feb. 12, 2003	No. 16	Maryland	Tallahassee, FL	L	72-74
Feb. 26, 2003	No. 12	Wake Forest	Tallahassee, FL	L	56-60
Mar. 6, 2003	No. 10	Duke	Durham, NC	L	56-72
Mar. 14, 2003	No. 9	Wake Forest	Greensboro, NC	L	61-69

2003-04

Date	Ranking	Opponent	Site	W/L	Score
Dec. 22, 2003	No. 16	Pittsburgh	Pittsburgh, PA	L	56-63
Dec. 28, 2003	No. 24	Maryland	Tallahassee, FL	W	79-75
Jan. 3, 2004	No. 12	Florida	Gainesville, FL	L	73-87
Jan. 22, 2004	No. 7	North Carolina	Tallahassee, FL	W (OT)	90-81
Jan. 25, 2004	No. 7	Wake Forest	Tallahassee, FL	W	75-70
Jan. 29, 2004	No. 1	Duke	Durham, NC	L	49-56
Feb. 3, 2004	No. 15	Georgia Tech	Tallahassee, FL	W	81-65
Feb. 10, 2004	No. 10	NC State	Raleigh, NC	L	59-75
Feb. 21, 2004	No. 16	North Carolina	Chapel Hill, NC	L	71-78
Feb. 25, 2004	No. 11	Wake Forest	Winston-Salem, NC	L (OT)	87-90
Feb. 29, 2004	No. 4	Duke	Tallahassee, FL	L	65-70
Mar. 6, 2004	No. 19	Georgia Tech	Atlanta, GA	L	60-63
Mar. 12, 2004	No. 17	NC State	Greensboro, NC	L	71-78

2004-05

Date	Ranking	Opponent	Site	W/L	Score
Dec. 19, 2004	No. 23	Maryland	College Park, MD	L (OT)	88-90
Jan. 18, 2005	No. 3	Wake Forest	Tallahassee, FL	W (OT)	91-83
Jan. 22, 2005	No. 4	Duke	Tallahassee, FL	L	56-88
Feb. 2, 2005	No. 25	Georgia Tech	Atlanta, GA	L	61-64
Feb. 6, 2005	No. 2	North Carolina	Tallahassee, FL	L	60-81
Feb. 12, 2005	No. 6	Wake Forest	Winston-Salem, NC	L	48-87
Mar. 3, 2005	No. 2	North Carolina	Chapel Hill, NC	L	76-91

2005-06

Date	Ranking	Opponent	Site	W/L	Score
Nov. 25, 2005	No. 14	Florida	Gainesville, FL	L	66-74
Jan. 14, 2006	No. 15	Boston College	Chestnut Hill, MA	L	87-90
Jan. 22, 2006	No. 24	North Carolina	Tallahassee, FL	L	80-81
Feb. 4, 2006	No. 2	Duke	Durham, NC	L (OT)	96-97
Mar. 1, 2006	No. 1	Duke	Tallahassee, FL	W	79-74

2006-07

Date	Ranking	Opponent	Site	W/L	Score
Nov. 24, 2006	No. 3	Pittsburgh	Pittsburgh, PA	L	66-88
Nov. 28, 2006	No. 12	Wisconsin	Madison, WI	L	66-81
Dec. 3, 2006	No. 4	Florida	Tallahassee, FL	W	70-66
Jan. 3, 2007	No. 23	Clemson	Tallahassee, FL	L	66-68
Jan. 7, 2007	No. 2	North Carolina	Chapel Hill, NC	L	58-84
Jan. 17, 2007	No. 23	Virginia Tech	Tallahassee, FL	W	82-73
Feb. 4, 2007	No. 8	Duke	Durham, NC	W	68-67
Mar. 9, 2007	No. 8	North Carolina	Tampa, FL	L	58-73

2007-08


Date	Ranking	Opponent	Site	W/L	Score
Nov. 23, 2007	No. 25	Florida	Gainesville, FL	W	65-51
Dec. 15, 2007	No. 19	Butler	Indianapolis, IN	L	68-79
Jan. 12, 2008	No. 18	Clemson	Clemson, SC	L (2OT)	85-97
Jan. 16, 2008	No. 7	Duke	Tallahassee, FL	L	57-70
Feb. 3, 2008	No. 4	North Carolina	Tallahassee, FL	L (OT)	73-84
Mar. 4, 2008	No. 1	North Carolina	Chapel Hill, NC	L	77-90
Mar. 14, 2008	No. 1	North Carolina	Charlotte, NC	L	70-82

2008-09

Date	Ranking	Opponent	Site	W/L	Score
Dec. 7, 2009	No. 23	Florida	Tallahassee, FL	W	57-55
Dec. 21, 2009	No. 3	Pittsburgh	Tallahassee, FL	L	48-56
Jan. 10, 2009	No. 2	Duke	Tallahassee, FL	L	58-66
Jan. 28, 2009	No. 5	North Carolina	Tallahassee, FL	L	77-80
Feb. 7, 2009	No. 10	Clemson	Clemson, SC	W	65-61
Feb. 14, 2009	No. 7	Wake Forest	Winston-Salem, NC	L	63-86
Feb. 28, 2009	No. 17	Clemson	Tallahassee, FL	W	73-66
March 3, 2009	No. 7	Duke	Durham, NC	L	81-84
March 14, 2009	No. 1	North Carolina	Greensboro, NC	W	73-70
March 15, 2009	No. 7	Duke	Greensboro, NC	L	69-79

2009-10

Date	Ranking	Opponent	Site	W/L	Score
Dec. 2, 2009	N. 15	Ohio State	Columbus OH	L	64-77
Dec. 20, 2009	No. 11	Georgia Tech	Atlanta, GA	W (OT)	66-59
Jan. 24, 2010	No. 19	Georgia Tech	Tallahassee, FL	W	68-66
March 19, 2010	No. 22	Gonzaga	Buffalo, NY	L	60-67



Harry Davis, who averaged nearly 20 points scored per game as a senior at Florida State, is ranked ninth in school history with 1,514 points. He averaged in double figure scoring in three of his four seasons as a Seminole. Davis is ranked 11th in school history with 21 career double-doubles.

COACHING HISTORY



Don Loucks
5-13
(1947-48)

Don Loucks, one of the most respected members of the Florida State athletic family, was the first coach of men's intercollegiate basketball at FSU. He guided the team to a 5-13 record during the 1947-48 season.

Loucks would go on to become a member of FSU's Hall of Fame after six decades with the University. The tennis courts at FSU are named in honor of Don Loucks.

Year	W	L	Pct.
1947-48 Don Loucks	5	13	.277



J.K. Kennedy
236-208
(1948-66)

J.K. Kennedy was better known as "Bud" during his 18 years as head coach of the Florida State program. A warm and compassionate man, Kennedy led the Seminoles from a limited program to major college status. He compiled a record of 236-208 from 1948-49 to 1965-66. His finest single season came in 1954-55 when he coached the Tribe, led by future Hall of Famers Jimmy Oler and Ham Wernke, to a 22-4 record.

Year	W	L	Pct.
1948-49 J. K. "Bud" Kennedy	12	12	.500
1949-50 J. K. "Bud" Kennedy	14	10	.583
1950-51 J. K. "Bud" Kennedy	18	9	.667
1951-52 J. K. "Bud" Kennedy	5	20	.200
1952-53 J. K. "Bud" Kennedy	11	11	.500
1953-54 J. K. "Bud" Kennedy	13	7	.650
1954-55 J. K. "Bud" Kennedy	22	4	.846
1955-56 J. K. "Bud" Kennedy	16	9	.640
1956-57 J. K. "Bud" Kennedy	9	17	.346
1957-58 J. K. "Bud" Kennedy	9	16	.360
1958-59 J. K. "Bud" Kennedy	8	15	.347
1959-60 J. K. "Bud" Kennedy	10	15	.400
1960-61 J. K. "Bud" Kennedy	14	10	.583
1961-62 J. K. "Bud" Kennedy	15	8	.651
1962-63 J. K. "Bud" Kennedy	15	10	.600
1963-64 J. K. "Bud" Kennedy	14	14	.500
1964-65 J. K. "Bud" Kennedy	16	10	.615
1965-66 J. K. "Bud" Kennedy	15	11	.577
Total	236	208	.532



Hugh Durham
229-96
(1966-78)

Hugh Durham's tenure at Florida State included four 20-win seasons and saw the program play for the national championship in 1972. Durham led the Seminoles to a 229-96 record and his .705 winning percentage was among the nation's best. He took FSU to three NCAA Tournaments.

Durham also made an impact with the Florida State program as a player in the late 1950's. From 1956-59 he scored 1,381 points, an average of 18.9 per game. His name is still prominent in many FSU records lists.

Year	W	L	Pct.
1966-67 Hugh Durham	11	15	.423
1967-68 Hugh Durham	19	8	.704
1968-69 Hugh Durham	18	8	.692
1969-70 Hugh Durham	23	3	.885
1970-71 Hugh Durham	17	9	.654
1971-72 Hugh Durham	27	6	.818
1972-73 Hugh Durham	18	8	.692
1973-74 Hugh Durham	18	8	.692
1974-75 Hugh Durham	18	8	.692
1975-76 Hugh Durham	21	6	.778
1976-77 Hugh Durham	16	11	.593
1977-78 Hugh Durham	23	6	.793
Total	229	96	.705



Joe Williams
129-105
(1978-86)

Joe Williams took over as head coach of the Seminoles in 1978 after very successful stops at Jacksonville (1964-70) and Furman (1970-78). He led the FSU program for eight seasons and won 129 games while losing 105. He took Florida State to the NCAA Tournament in 1979-80 (1-1) and to the National Invitation Tournament in 1983-84 (1-1). The Seminoles had two 20-win seasons under his leadership.

Year	W	L	Pct.
1978-79 Joe Williams	19	10	.655
1979-80 Joe Williams	22	9	.710
1980-81 Joe Williams	17	11	.607
1981-82 Joe Williams	11	17	.392
1982-83 Joe Williams	14	14	.500
1983-84 Joe Williams	20	11	.645
1984-85 Joe Williams	14	16	.467
1985-86 Joe Williams	12	17	.414
Total	129	105	.551



Pat Kennedy
202-131
(1986-1997)

Pat Kennedy is credited with leading the Florida State program back to national prominence. Kennedy registered a Metro Conference regular season and tournament championship before the school joined the ACC in 1991-92.

Kennedy led the Seminoles to five NCAA Tournament berths and two NIT appearances in his 11 years. FSU advanced to the Elite Eight of the 1993 NCAA Tournament, marking the second-best season in FSU history.

Florida State went 202-131 under Kennedy, posting a .607 winning percentage in his 11 seasons. Kennedy set a record for road wins and total ACC wins by a first-year coach with six and 11 respectively, in 1991-92.

Year	W	L	Pct.
1986-87 Pat Kennedy	19	11	.633
1987-88 Pat Kennedy	19	11	.633
1988-89 Pat Kennedy	22	8	.733
1989-90 Pat Kennedy	16	15	.516
1990-91 Pat Kennedy	21	11	.656
1991-92 Pat Kennedy	22	10	.687
1992-93 Pat Kennedy	25	10	.714
1993-94 Pat Kennedy	13	14	.481
1994-95 Pat Kennedy	12	15	.444
1995-96 Pat Kennedy	13	14	.481
1996-97 Pat Kennedy	20	12	.625
Total	202	131	.607



Steve Robinson
64-86
(1997-2002)

Steve Robinson was named the sixth head coach in Florida State basketball history on July 1, 1997 and he made an immediate impact on the Seminole program. Robinson's first season at FSU saw the Tribe return to national prominence. Florida State went 18-14, earned an at-large bid to the NCAA Tournament and advanced to the tourney's second round. The Seminoles also reappeared in the Associated Press Top 25 with a peak at No. 13, finished as Preseason National Invitation Tournament runners-up and defeated defending national champion Arizona.

Year	W	L	Pct.
1997-98 Steve Robinson	18	14	.563
1998-99 Steve Robinson	13	17	.433
1999-00 Steve Robinson	12	17	.414
2000-01 Steve Robinson	9	21	.300
2001-02 Steve Robinson	12	17	.414
Total	64	86	.427

COACHING HISTORY



Leonard Hamilton
106-86
(2002-Pr.)

Leonard Hamilton, who was named the 2009 National Coach of the Year by Basketball Times and the 2009 ACC Coach of the Year by the Atlantic Coast Sports Media Association in 2009, is the 20th winningest coach in ACC history. He guided the Seminoles to one of the most successful seasons in school history with a 25-10 record, a No. 5 seed in the NCAA Tournament and the first ACC Championship game appearance in school history in 2009. Additionally, under Hamilton's direction, the men's basketball program has a 100 percent graduation rate and Florida State was one of just seven schools that played in the 2009 NCAA Tournament to hold this distinction. Hamilton's coaching has produced three of Florida State's four All-ACC First Team selections, including two in the last three years. One of those pupils, Al Thornton, was the 14th overall selection in the 2007 NBA Draft – just the second Draft lottery pick in school history. In 2009, Toney Douglas earned All-ACC First Team honors, was the runner-up for ACC Player of the Year and was named the ACC Defensive Player of the Year and was the first round NBA Draft selection of the Los Angeles Lakers.

Overall Florida State Coaching Record


Years	W	L	Pct.
62	996	735	.575

FSU All-Time Men's Basketball Assistant Coaches

Baxter, Jim	1996-97
Benjamin, Lee	1953-57
Bolton, Bill	1970-74
Branscum, Cleve	1967-69
Carlson, Tom	1986-97
Carter, Tim	2006-07
Cautero, Vince	1988-92
Clendinen, Bill	1966-70
Cotten, Russell	1985-86
Crawford, Coleman	1997-02
Dewar, John	1963-64
Dotson, Bob	1978-80
Durham, Hugh	1959-66
Enfield, Andy	2006-Present
Gay, Larry	1974-78
Giles, Stephen	2000-02
Gilmore, Frank	1978-82
Hands, Lorenzo	1994-95
Hunt, Michael	1986-88

Jackson, Tony	1982-84
Jaskulski, Mike	2002-06
Joler, Jim	1956-59
Jones, John	1978-80
Jones, Stan	2002-Present
Juhlin, Tim	1998-00
Kelly, Lake	1963-64
Kennedy, Wally	1986-87
Lawson, Al	1971-74
Long, Mike	1953-59
Marsh, Donnie	1995-97
McHone, Morris	1970-78
Miles, Bobby	1984-85
Morgan, Rex	1980-86
Petriccione, Rich	1986-89
Platt, Jim	1997-00
Pons, Jackie	1982-86
Powers, Fred	1960-63
Powless, John	1959-60
Sheals, Tony	2002-06
Sodec, John	1976-78
Welsh, Tim	1986-88
Whitmer, Bob	1952-53
Wilkes, Rob	2000-02
Williams, Corey	2007-Present
Williams, Steve	1980-86
Williamson, Kenny	1989-94
Wingate, Matt	1997-98
Zimroth, David	1986-96

Year		W	L	Pct.
2002-03	Leonard Hamilton	14	15	.483
2003-04	Leonard Hamilton	19	14	.576
2004-05	Leonard Hamilton	12	19	.387
2005-06	Leonard Hamilton	20	10	.667
2006-07	Leonard Hamilton	22	13	.629
2007-08	Leonard Hamilton	19	15	.559
2008-09	Leonard Hamilton	25	10	.714
2009-10	Leonard Hamilton	22	10	.688
Total		153	106	.591




Leonard Hamilton
2002-Present




Don Loucks
1947-48




J.K. "Bud" Kennedy
1948-66




Hugh Durham
1966-78



Joe Williams
1978-86



Pat Kennedy
1986-97




Steve Robinson
1997-2002

BASKETBALL LETTERMAN CLUB

(Year indicates finish of season; i.e., 1996-97 is listed as 1997.)

- A**
- Abraham, Ansley.....1974
 - Adams, Arthur.....1949
 - Alabi, Solomon.....2008,09, 10
 - Aldridge, Archie.....1974
 - Allen, Herbert.....1976
 - Allen, Jerel.....2006, 07
 - Allen, Randy.....1984, 85, 86, 87
 - Amick, John.....1972
 - Anderson, Damous.....1999, 00



Damous Anderson
1999, 00

- Anderson, David.....2000, 01, 02
- Anderson, Kris.....1977, 78, 79, 81
- Archer, Bill.....1959
- Arnold, Granville.....1983, 84
- Arnold, Rodney.....1980, 81
- Arrington, Delvon.....1999, 00, 01, 02
- Artmeier, Richard.....1953, 54, 55, 56
- Ashworth, Rufus.....1960, 61, 62

- B**
- Baker, Terrell.....1998, 99
 - Barber, Pee Wee.....1986, 87
 - Barnes, Joey.....1988, 89, 90
 - Barrow, Tim.....1968
 - Bates, Don.....1959
 - Benjamin, Lee.....1949, 50
 - Benson, Rick.....1952, 53, 54, 55
 - Biggs, Donald.....1966
 - Bloodworth, John.....1966
 - Bolton, Jordan.....2008
 - Boltz, Daniel.....1958, 59




Daniel Boltz
1958, 59

- Boyd, Aubry.....1988, 89, 90, 91
- Bozeman, James.....1978, 79, 81
- Bracy, J. D.....2002
- Breeden, Casaan.....2006, 07
- Brennan, John.....1975
- Brodie, Mark.....1975
- Brower, Geoff.....1996,97
- Brown, Murray.....1977, 78, 79, 80
- Brownyard, Dave.....1973, 74
- Bryant, Nick.....1994
- Bulser, Larry.....1964
- Burke, Dennis.....1973, 74


- Burst, Thomas.....1953, 54, 55
- Burt, John.....1969, 70, 71
- Bush, Ken.....1969
- Byrd, Carlton.....1974, 75, 76, 77

- C**
- Cable, Randy.....1968, 69, 70
 - Calkin, Jim.....1972
 - Callier, Benson.....2003, 04
 - Campbell, Rick.....1967
 - Carroll, Derrick.....1993, 95
 - Carter, Tony.....1985, 86, 87
 - Cassell, Sam.....1992, 93



Sam Cassell
1992, 93

- Casteel, Robert.....1957, 58, 59, 60
- Chassee, Richard.....1974, 75
- Chatman, Ed.....1979
- Chaudron, Ralph.....1948
- Chlebek, Matt.....1998, 99, 00
- Choice, Raleigh.....1986, 87
- Clyde, Benny.....1973
- Cole, Otis.....1972, 73, 74
- Collins, James.....1994, 95, 96, 97
- Collinsworth, Greg.....1979, 80, 81
- Coogler, Faurest.....1961, 62, 63
- Copeland, Chad.....1990
- Cotton, Bill.....1960, 61
- Cowens, Dave.....1968, 69, 70




Dave Cowens
1968, 69, 70

- Cox, Jerry.....1978, 79, 80
- Crawford, Adrian.....1999, 00, 01
- Cummings, Monte.....2001, 02
- Cundy, Tom.....1952, 53, 54, 55
- Curry, Avery.....1995, 96

- D**
- Dale, Wally.....1962, 63
 - Danford, Richard.....1966, 67, 68
 - Davis, Harry.....1975, 76, 77, 78
 - Davis, Jack.....1960, 61, 62
 - Davis, LaRae.....1986, 87
 - Dawson, Tony.....1988, 89
 - Deas, Devonaire.....1997, 98
 - Deckle, Burt.....1958
 - Dellehan, Tom.....1954
 - DeMercy, Jordan.....2008,09
 - DePathy, Bob.....1968
 - Dickson, Larry.....1948, 49, 50, 51
 - Dillard, Mickey.....1977, 78, 80, 81


- Dillard, Steve.....1981



Steve Dillard
1981

- Dixon, Antwan.....1999, 00, 01, 02
- Dixon, Nigel.....2000, 01, 02
- Dobard, Rodney.....1990, 91, 92, 93
- Donald, Ray.....1992
- Douglas, Toney.....2007,08,09
- Doyle, Kenneth.....1966, 67, 68
- Durham, Hugh.....1957, 58, 59
- Dulkys, Delvidas.....2009, 10


- E**
- Echefu, Uche.....2006, 07, 08,09
 - Edminston, George.....1950
 - Edney, Tim.....1960, 61, 62



Tim Edney
1960, 61, 62

- Edwards, Douglas.....1991, 92, 93
- Ek, Bob.....1962, 63, 64
- Ellzy, Vernell.....1970, 71
- Engstrom, Ben.....2005


- F**
- Fairchild, Charles.....1965, 66
 - Farrar, Joe.....1984, 85
 - Fedor, Dave.....1960, 61, 62
 - Fedor, Jon.....1988
 - Fells, Orenn.....2003
 - Fischer, Louis.....1950, 51, 52
 - Fitchett, Jerome.....1985, 86, 87, 88
 - Freudenstein, Roger.....1960



Jerome Fitchett
1985, 86, 87, 88

- Fryer, Artie.....1972


- G**
- Galloway, Todd.....2003, 04, 05, 06
 - Garcia, Thomas.....1956, 57, 58
 - Garrett, Rowland.....1970, 71, 72
 - Gay, Larry.....1971, 72, 73
 - Gibson, Xavier.....2009, 10
 - Gies, Jan.....1968, 69, 70
 - Gilbert, Mark.....1975
 - Gilmore, Oren.....1981, 82
 - Gipson, Alton Lee.....1984, 85
 - Giswold, Bill.....1963
 - Glenn, Bill.....1966, 67
 - Glover, Roy.....1970
 - Gonzalez, Pete.....1963, 64, 65
 - Gordon, Duane.....1952, 53, 54
 - Gordon, Emanuel.....2004
 - Grabuloff, David.....1994



David Grabuloff
1994

- Grady, Greg.....1973, 74, 75, 76
- Graham, Chuck.....1990, 91, 92, 94
- Greer, LaMarr.....1995, 96, 97, 98
- Gregory, Stu.....1956, 57, 58
- Griffin, Antonio.....2005
- Gruhl, Stephen.....1992
- Guckenberger, Buzz.....1955, 59

- H**
- Hale, Ron.....1997, 98, 99, 00
 - Hands, Lorenzo.....1989, 90, 91, 93
 - Harris, Eugene.....1974, 75, 76, 77




- Harris, Ron.....1970, 71, 72
- Harrison, John.....1974, 75
- Hartman, Bob.....1951
- Harvey, Trevor.....2002, 03
- Haynes, Marvin.....1980
- Haywood, Marcell.....2001, 02, 03
- Hewitt, Ted.....1950
- Hilaman, Sheldon.....1948
- Hoff, Brian.....2006, 07, 08,09
- Hogan, Jeff.....1967, 68, 69
- Huge, Cal.....1963
- Hunter, Tat.....1986, 87, 88, 89

- J**
- Jackson, Randell.....1996, 97, 98

BASKETBALL LETTERMAN CLUB

(Year indicates finish of season; i.e., 1996-97 is listed as 1997.)

Jackson, Tony.....1977, 78, 79, 80




Tony Jackson
1977, 78, 79, 80

Jacoby, Leroy.....1956, 57, 58
Johnson, Alexander.....2004, 05, 06
Johnson, Brad.....1988
Johnson, Michael.....1982, 83, 84
Johnson, Nate.....2003, 04
Johnson, Otis.....1973
Joiner, Michael.....2001, 02, 03, 04
Jordan, Pierre.....2009, 10

K

Karasek, Tony.....1986, 87
Kendall, Dick.....1949, 50
Kerner, Jonathon.....1993, 94
Kimrey, Lannie.....1969
King, Ron.....1971, 72, 73



Ron King
1971, 72, 73

Kitchen, Derwin.....2009, 10
Klay, Dale.....1968, 69, 70
Kratzert, Bill.....1948
Krieg, Adam.....2002
Kuhl, Donnie.....1977, 78, 79, 81
Kundid, Michael.....1976

L

Lanigan, Robert.....1947
Leakey, Ken.....1964, 65, 66
Leitch, Colin.....1966
Liteky, Jim.....1958, 59
Long, Charlie.....1961, 62, 63
Loucks, Donald.....1948




Kirk Luchman
1994, 95, 96, 97

Loucks, Luke.....2009, 10
Louis, Corey.....1995, 96, 97, 98
Lovell, Bobby.....1963, 64, 65
Lowery, Ryan.....2001, 02
Luchman, Kirk.....1994, 95, 96, 97
Lyttle, Jim.....1966

M

Mabry, Thomas.....1985, 86
Macklin, Kenneth.....1969, 70
Macomber, Dave.....1969, 70, 71
Mahoney, Darryl.....1956
Malmen, Ronald.....1965, 66
Mann, Hank.....1975, 78, 79
Marsee, Bud.....1950, 51
Martello, Vince.....1983, 84
Martin, Terry.....1985
Matchett, Scott.....1981
Mateer, Craig.....1986, 87
Mathews, Mike.....2001, 02, 03, 04
Mathis, Emanuel.....1999, 00
Maxwell, Hosea.....1948
Mayes, Tharon.....1988, 89, 90
McCloud, George.....1986, 87, 88, 89




George McCloud
1986, 87, 88, 89

McComber, Darryl.....1969, 70
McCrary, Benjamin.....1948
McCray, Lawrence.....1972, 73, 74
McLaughlin, Tom.....1949, 50, 51, 52
Menacof, Nick.....1959
Miles, Blake.....1989, 90
Miles, Bobby.....1982, 83, 84
Miller, Ron.....1990, 91, 92
Mims, Ralph.....2005, 06, 07, 08
Mitchell, Derrick.....1988, 89
Moran, Nate.....2001, 02, 03
Moreau, Joey.....2010
Morison, Bruce.....1965, 66
Morrison, Ian.....1967
Mott, Justin.....1999, 00
Mulligan, Kyle.....1995, 96, 97, 98
Murphy, Brian.....1965, 66, 67
Murray, Pete.....2001
Myers, Derrick.....1991
Myrick, Maurice.....1982, 83, 84, 85

N

Nemergut, Ron.....1971



Bobby Parks
1978, 79, 80, 81

Nettles, Ronald.....1948, 49, 50, 51

O

O'Donnell, Ben.....2008
Oler, Jim.....1953, 54, 55, 56
Ostee, Billy.....1948

P


Parker, William.....1948
Parks, Bobby.....1978, 79, 80, 81
Patton, Wayne.....1955, 56
Pavy, James.....1948
Peacock, William.....1961, 64, 65, 66
Pence, Robert.....1949, 50, 52, 53
Penny, Romone.....2004
Perkins, Zach.....1973, 74, 75, 76
Petty, Otto.....1971, 72, 73
Phillips, William.....1966
Phillip, Raphael.....1982, 83
Pickett, Tim.....2003, 04
Pierre, Gibson.....1999
Polite, Michael.....1988, 90, 91

Q

Quinn, Irv.....1951, 52

R

Reeves, Dale.....1963
Reid, Andre.....1991, 92, 94, 95
Reid, Ryan.....2007, 08, 09
Reynolds, Carl.....1968, 69
Rich, Jason.....2005, 06, 07, 08
Richardson, Anthony.....2002, 03, 04, 05
Richardson, Jimtom.....1953
Richter, John.....1959, 60
Ricketts, Dale.....1961, 62, 63
Robinson, Maurice.....1993, 94
Rogers, Peter.....1963, 64
Rolle, Elvis.....1980, 81
Romero, Diego.....2005, 06
Ross, David.....1967, 68




Elvis Rolle
1980, 81

Royals, Reggie.....1971, 72, 73
Rutledge, Andrew.....2010

S

Salters, Jessie.....1991
Samuel, Greg.....1971, 72
Savage, Jim.....1958, 59, 60
Schull, Gary.....1964, 65, 66
Scott, Bud.....1951
Shabazz, Karim.....1998
Shaffer, David.....1986
Shaffer, Dean.....1984, 85
Shannon, Terrance.....2010
Shepherd, Scott.....1993, 94, 95, 96
Shirley, Jerry.....1963, 64, 65
Simmons, James.....1974, 75
Simmons, Oliver.....1998, 99, 00
Singleton, Chris.....2009, 10
Smalls, Wayne.....1974, 75, 76, 77
Smith, James.....1976, 77, 78
Smith, Jerry.....1960, 61
Soto, Josue.....2007
Sparks, Gentry.....1996
Speights, David.....1982, 83, 84, 85
Stewart, Darrel.....1966, 67, 68
Stitt, Cyril.....1973, 74, 75
Strom, Larry.....1957, 58

Summers, Steve.....1967
Sura, Bob.....1992, 93, 94, 95




Bob Sura
1992, 93, 94, 95

Swain, Ray.....1960, 61, 62
Swann, Isaiah.....2005, 06, 07, 08

T

Thomas, Irving.....1989, 90
Thompson, David.....1976, 77, 78



David Thompson
1976, 77, 78

Thompson, Kerry.....1997, 98
Thompson, Ronald.....1998, 99
Thornton, Al.....2004, 05, 06, 07
Tinsley, Charlie.....1959
Tookes, Pernell.....1979, 80, 81
Towey, Jim.....1974, 75, 76, 77
Trammell, Jeffrey.....1976
Trobough, Dick.....1950, 51
Tucker, Rodney.....2000
Twomey, Fred.....1955, 56, 57

V

Vetica, Dave.....1977



Dave Vetica
1977

Vaughn, Julian.....2008

(continues on page 204)

BASKETBALL LETTERMAN CLUB

(continued from page 203)



Mitchell Wiggins
1982, 83

(Year indicates finish of season; i.e., 1996-97 is listed as 1997.)

W

Wafer, Von.....2004, 05
 Waits, Robert.....1957
 Waleskowski, Adam.....2002, 03, 04, 05
 Wallace, Jim.....1964
 Ward, Bob.....1956, 57
 Ward, Charlie.....1991, 92, 93, 94
 Warren, Larry.....1974, 75, 76
 Watson, Ronald.....1982, 83, 84
 Weigle, Bill.....1949, 50
 Wells, Byron.....1989, 90, 92, 93
 Wernke, Ham.....1952, 53, 54, 55
 Westhafer, Jerry.....1952, 53, 54
 Westhafer, Joe.....1958
 White, David.....1988, 89, 90, 91
 Whitehead, Bud.....1960
 Whitmer, Bob.....1951, 52
 Wiggins, Mitchell.....1982, 83
 Wightman, Will.....2003
 Wilks, Scott.....1982, 83
 William, Tony.....1982, 83, 84
 Williams, Bob.....1956, 57
 Williams, Ernie.....1948
 Williams, Joseph.....1957, 58, 59


Williams, Willie.....1969, 70
 Wilson, Andrew.....2001, 04, 05, 06
 Winter, Ross.....1963, 64
 Wold, Gary.....1953, 54, 55, 56
 Woodard, Wayne.....1975
 Wooden, Tim.....1995, 96
 Woodward, Fred.....1959, 60
 Wright, William.....1972
 Wursbach, Ed.....1955, 56
 Wyman, Jr., Orlando.....1948, 49, 50, 51

Y

Yawn, AJ.....2010
 Young, Ed.....1980, 81
 Young, Skip.....1969, 70, 71

Z

Zitani, Matt.....2006, 07, 08



Ed Young
1980, 81

FLORIDA STATE AWARD WINNERS

All-ACC Selections

1991-92 Sam Cassell (2nd Team)
 Douglas Edwards (2nd Team)
 1992-93 Sam Cassell (2nd Team)
 Douglas Edwards (2nd Team)
 Bob Sura (2nd Team)
 1993-94 Bob Sura (1st Team)
 1994-95 James Collins (3rd Team)
 Bob Sura (2nd Team)
 1995-96 James Collins (3rd Team)
 1996-97 James Collins (2nd Team)
 1998-99 Ron Hale (3rd Team)
 1999-00 Damous Anderson (3rd Team)
 Ron Hale (3rd Team)
 2001-02 Delvon Arrington (HM)
 Monte Cummings (HM)
 2002-03 Tim Pickett (2nd Team)
 2003-04 Tim Pickett (1st Team)
 2005-06 Al Thornton (2nd Team)
 Alexander Johnson (HM)
 2006-07 Al Thornton (1st Team)
 2007-08 Toney Douglas (3rd Team)
 2008-09 Toney Douglas (1st Team)
 2009-10 Solomon Alabi (3rd Team)
 Chris Singleton (3rd Team)

ACC Defensive Player of the Year

2008-09 Toney Douglas
 2009-10 Chris Singleton

All-ACC Defensive Team

2003-04 Tim Pickett
 2007-08 Toney Douglas
 2008-09 Toney Douglas
 Solomon Alabi
 2009-10 Solomon Alabi
 Chris Singleton

ACC All-Rookie Team

1994-95 Corey Louis
 2000-01 Michael Joiner
 2001-02 Anthony Richardson (HM)
 2003-04 Alexander Johnson

2008-09 Solomon Alabi
 2009-10 Michael Snaer

All-ACC Tournament

1991-92 Charlie Ward (2nd Team)
 2008-09 Toney Douglas (1st Team)
 Solomon Alabi (2nd Team)

ACC Player of the Week

1991-92 Sam Cassell
 1992-93 Sam Cassell
 Bob Sura
 1993-94 Bob Sura
 1994-95 Bob Sura
 1996-97 James Collins (Two Times)
 1997-98 LaMarr Greer
 1999-00 Damous Anderson
 2001-02 Monte Cummings
 2002-03 Tim Pickett
 2003-04 Tim Pickett (Two Times)
 2005-06 Al Thornton (Two Times)
 2006-07 Al Thornton
 2007-08 Toney Douglas
 2008-09 Toney Douglas (Two Times)

ACC Rookie of the Week

1991-92 Bob Sura (Three Times)
 1992-93 Derrick Carroll
 Maurice Robinson
 1993-94 James Collins
 1994-95 Corey Louis
 2000-01 Michael Joiner (Three Times)
 2001-02 Anthony Richardson
 2002-03 Todd Galloway
 2003-04 Von Wafer (Two Times)
 2008-09 Solomon Alabi (Two Times)
 Chris Singleton
 2009-10 Michael Snaer

Anthony J. McKelvin Award - ACC Athlete of the Year

1993 Charlie Ward
 1994 Charlie Ward

Metro Conference

Player of the Year

1988-89 George McCloud

Metro Conference

Newcomer of the Year

1983-84 Alton Lee Gipson

Metro Conference

Coach of the Year

1977-78 Hugh Durham

All-Metro Conference

Selections

1976-77 David Thompson (2nd Team)
 Harry Davis (1st Team)
 Mickey Dillard (2nd Team)
 1978-79 Murray Brown (1st Team)
 Tony Jackson (2nd Team)
 1979-80 Murray Brown (1st Team)
 Mickey Dillard (1st Team)
 1980-81 Mickey Dillard (2nd Team)
 Elvis Rolle (2nd Team)
 1981-82 Mitchell Wiggins (1st Team)
 1982-83 Mitchell Wiggins (1st Team)
 1983-84 Alton Lee Gipson (1st Team)
 1984-85 Randy Allen (2nd Team)
 Alton Lee Gipson (2nd Team)
 1985-86 Randy Allen (2nd Team)
 1986-87 Pee Wee Barber (1st Team)
 1987-88 George McCloud (1st Team)
 1988-89 George McCloud (1st Team)

All-Metro Conference

Freshman Team

1981-82 David Speights
 1983-84 Randy Allen
 1987-88 Michael Polite

All-Metro Conference

Tournament

1977-78 Eugene Harris
 1978-79 Murray Brown
 1979-80 Elvis Rolle

1983-84 Alton Lee Gipson

1984-85 Alton Lee Gipson
 Dean Shaffer

1985-86 Pee Wee Barber

1987-88 George McCloud


1988-89 George McCloud

Metro Conference

Tournament

Outstanding Player

1984-85 Dean Shaffer



Dean Shaffer, who averaged 10.4 points scored per game during the 1984-85 season, was named the Most Outstanding Player in the 1985 Metro Conference Tournament.

FLORIDA STATE'S ALL-AMERICANS



- Dave Cowens
- All-America 1970
- 6-9, Center
- Hometown: Newport, Ky.
- Played: 1968-70

All-America Second-Team by Converse in 1970 ... considered to be the greatest player in school history ... averaged a career double-double of 18.9 points and 17.2 rebounds during his 78-game career as a member of the Florida State varsity team from 1968-70 ... led Florida State to its first-ever NCAA Tournament appearance during the 1968 season ... the Seminoles had a 19-8 record in 1968 ... owns most Seminole rebounding records including rebounds in a season (456 in 1968) and rebounds in a career (1,340) ... 31 rebounds against Louisiana State on Dec. 16, 1967 is the second-highest single-game total in school history ... 20 or more rebounds a school-record six times during his career ... is one of only two players in school history to have recorded more than 1,000 career rebounds ... eighth in school history with 582 career field goals made ... 10th in school history with 315 career free throws made ... was the fourth overall selection in the first round of the 1970 NBA Draft by Red Auerbach and the Boston Celtics ... averaged 17 points and 15 rebounds as a rookie and earned NBA Rookie of the Year honors ... in 1973, he was named the All-Star and league Most Valuable Player ... played in seven NBA all-star games during his career ... helped lead the Celtics to the NBA world championship in both 1974 and 1976 ... inducted into the NBA Hall of Fame in 1991 and soon after was named as one of the NBA's greatest 50 players ... as the head coach of the Charlotte Hornets in 1997 and 1998, he led them into the playoffs and won 60 percent of his games during those two seasons.




- Ron King
- All-America 1972
- 6-4, Forward
- Hometown: Louisville, Ky.
- Played: 1971-73

All-America Third-Team by The Sporting News in 1972 ... ranks 19th in school history in scoring with 1,252 points ... named Most Valuable Player of the Mideast Regional as he led Florida State to the 1972 National Championship game ... holds two of the school's top 12 single-season scoring marks ... 589 points in 1971 is the ninth highest single season total while 573 points in 1972 is the 13th highest ... scored 46 points against Georgia Southern on Feb. 11, 1971 ... made a single-game school-record 21 field goals in setting the school record for points in a single game ... is tied for fourth in school history with a 19.6 career points per game average ... is No. 5 on the Florida State career scoring average list with a 22.7 mark during the 1971 season ... led the Seminoles with a 22.7 points per game scoring average during the 1970-71 season ... led the team in scoring with a 17.9 points per game scoring average during the 1971-72 season ... also led the team from the free-throw line during his junior season with a 74.1 percent mark ... helped lead the Seminoles to the in-season tournament championships of the Civitan Classic, the Far West Classic and the Senior Bowl tournament during the 1971-72 season ... Florida State won a school-record 27 games in 1972 as they advanced to the NCAA Championship game and King earned All-America honors ... Florida State fell, 81-76, to John Wooden and UCLA at Pauley Pavilion in the 1972 NCAA Championship game ... was a fourth-round selection of the Golden State Warriors in 1973 and played for the Kentucky Colonels during the 1973-74 season.



- Al Thornton
- All-America 2007
- 6-8, Forward
- Hometown: Perry, Ga.
- Played: 2003-07

All-America Third-Team by the Associated Press ... an All-ACC First-Team selection and voted as the ACC Player of the Year runner-up ... enjoyed one of the top senior years in school and ACC history in 2006-07 ... first player in school history to earn mention on first, second or third team All-America teams by the Associated Press and first Seminole since the 1988-89 season to earn All-America honors of third-team or better ... unanimous selection to the All-ACC First-Team, only the third Seminole (Bob Sura in 1993-94, Tim Pickett in 2003-04) to be named to the All-ACC First-Team ... named to the All-ACC Tournament Second-Team and 2006 Colonial Classic All-Tournament team ... Most Valuable Player of the 2006 Colonial Classic ... finalist for the Wooden, Naismith and Rupp Awards as the nation's best collegiate player ... earned All-America honors from Sports Illustrated (Second-Team), Rivals.com (Second-Team) and CollegeHoops.net (Third-Team) ... set multiple career school records: ranked seventh with 1,521 points, third with a .438 career 3-point field goal percentage, sixth with 366 career free throws made, 12th with 546 career field goals made, 13th with 74 blocked shots, 17th with 641 rebounds, tied for 17th with 16 double/doubles, 20th with a .528 career field goal shooting percentage, 23rd with 103 career steals, 25th with 63 career 3-point field goals made and second with 124 games played ... only ACC player during the 2006-07 season to rank in the top 10 in scoring (first, 19.7 ppg), field goal percentage (fifth, .530), free throw percentage (seventh, .790), rebounding (eighth, 7.2 rpg), blocked shots (eighth, 1.1 bpg) and steals (10th, 1.5 spg).



- Toney Douglas
- All-America 2009
- 6-2, Guard
- Hometown: Jonesboro, Ga.
- Played: 2007-09

All-America Third Team by the Associated Press and All-America Third Team by the Sporting News as he enjoyed one of the top seasons by any individual player at Florida State in the history of the program during the 2008-09 season ... All-America Third Team by CollegeHoops.net ... an All-ACC First Team selection, the ACC Defensive Player of the Year, the ACC Player of the Year runner-up, named to the All-ACC Tournament First Team and a two-time ACC Player of the Week as a senior as he led Florida State to the NCAA Tournament for the first time since 1998 and into the ACC Championship game for the first time in school history ... also an All-America First-Team selection by Rivals.com, named to the All-America Defensive Team by Fox Sports and an All-District First Team selection by the National Association of Basketball Coaches ... finalist for the Bob Cousy Award as the nation's top point guard ... the undisputed leader of Florida State's 2008-09 team ... Florida State finished his senior season with a 25-10 record (tied for the second most over wins in school history) and a 10-6 record in ACC play (the third most wins in ACC play in school history) ... under Douglas's leadership Florida State ranked No. 16 in the final Associated Press poll and No. 22 in the final ESPN/USA Today poll for the 2008-09 season ... marked the Seminoles' first appearance in the final AP and ESPN/USA Today polls since the end of the 1992-93 season ... with Douglas at the helm of Florida State's ship, the Seminoles were ranked as high as No. 16 in both polls during the regular season and were included in each of the final three polls of the regular season and in four polls during the season ... led the ACC in scoring with a career-high 21.5 points per game average and the top scorer in the league with a single-season school record 751 points in 2009 ... also led the ACC in conference games only scoring with a 23.1 points per game scoring average and 369 total points.

1953	Ham Wernke	Helms Foundation (NAIA)	1972	Ron King	Helms Foundation (First Team), The Sporting News (Third Team)	1997	James Collins	Basketball Times (HM)
1954	Ham Wernke	Helms Foundation (NAIA)				2001	Michael Joiner	College Hoops Insider (Freshman-HM)
1955	Ham Wernke	Helms Foundation (NAIA)				2004	Alexander Johnson	Rivals.com (Freshman-HM)
	Jim Oler	Converse(HM)					Tim Pickett	Associated Press (HM)
1959	Hugh Durham	Helms Foundation (HM), UPI (HM)	1982	Mitchell Wiggins	Associated Press (HM)	2007	Al Thornton	Associated Press (Third Team)
1960	Dave Fedor	Helms Foundation (HM)	1983	Mitchell Wiggins	Associated Press (HM)		Toney Douglas	Associated Press (Third Team)
1961	Dave Fedor	Helms Foundation (HM)	1984	Alton Lee Gipson	Associated Press (HM)		Solomon Alabi	Hoopscoop.net
1962	Dave Fedor	UPI (HM)	1989	George McCloud	Associated Press (Third Team), NABC (Third Team)	2009	Chris Singleton	(Freshman-HM)
1970	Dave Cowens	Converse (Second Team), The Sporting News (Second Team)	1994	Bob Sura	Associated Press (HM), The Sporting News (HM)			
1971	Ron King	Associated Press (HM)	1995	Bob Sura	Associated Press (HM)			


ALL-TIME UNIFORM NUMBERS

00	
1985.....	Jeff Davis
1995-96.....	Tim Wooden
2009-Pr.....	Pierre Jordan
1	
2001-04.....	Michael Joiner
2009-Pr.....	Xavier Gibson
2	
1993.....	Scott Shepherd
2003.....	Marcell Haywood
2004.....	Emanuel Gordon
2004-05.....	Antonio Griffin
2008-10.....	Jordan DeMercy
3	
1948.....	Orlando Wyman
1949.....	Ted Hewitt
1966-67.....	Don Biggs
1968.....	Ian Morrison
1969-70.....	Randy Cable
1971-72.....	Greg Samuel
1973-74.....	David Brownyard
1976.....	Herbie Allen
1981.....	Steve Dillard
1984-85.....	Joe Farrar
1985.....	Craig Mateer
1992-95.....	Bob Sura
1998-99.....	Karim Shabazz
2001-02.....	J.D. Bracy
2003.....	Emanuel Gordon
2004-08.....	Isaiah Swann
2009-Pr.....	Luke Loucks
4	
1949.....	Ronald Nettles
1964-66.....	Gary Schull
1967.....	Jim Geller
1985-86.....	Thomas Mabry
1991-94.....	Chuck Graham
1999-02.....	Antwan Dixon
2003-06.....	Todd Galloway
2009-Pr.....	Delvidas Dulky
5	
1949.....	Orlando Wyman
1964-66.....	Bill Phillips
1967.....	Steve Summers
1990-91.....	Malcolm Nicholas
1993.....	Ray Donald
1994-96.....	Scott Shepherd
1999-01.....	Adrian Crawford
2002.....	Adrian McPherson
2007.....	Josue Soto
2008.....	Ben O'Donnell
6	
1948.....	Jim Pavy
1949.....	Bob Pence
8	
1949.....	Lee Benjamin
9	
1949.....	Bill Falzone

10	
1949.....	Tom McLaughlin
1952-55.....	Ham Wernke
1966.....	Jim Lyttle
1967-69.....	Jeff Hogan
1970-72.....	Ron Harris
1973-74.....	Dennis Burke
1975.....	Mark Gilbert
1976-78.....	David Thompson
1979-81.....	Rodney Arnold
1990-91.....	Chad Copeland
1992-93.....	Sam Cassell
1999-02.....	Delvon Arrington
2003-04.....	Nate Johnson
2004-08.....	Ralph Mims

11	
1948.....	Sheldon Hillaman
1949.....	Calvin Collins
1951.....	Irv Quinn
1953.....	H.B. Marcum
1954, 56.....	Dick Artmeier
1960-62.....	Jack Davis
1963-65.....	Pete Gonzalez
1971-73.....	Otto Petty
1974-77.....	Carlton Byrd
1978-81.....	Bobby Parks
1982-84.....	Ronnie Watson
1988.....	Derrick Mitchell
1989.....	Lorenzo Hands
1989.....	Derrick Mitchell
1990-93.....	Lorenzo Hands
1994.....	Andre Cooper
1995-96.....	Avery Curry
2000-01.....	Rodney Tucker
2005-07.....	Jerel Allen

12	
1950.....	Bill Weigle
1953.....	Rick Benson
1954.....	Tom Burst
1964-66.....	Jim Wallace
1967-68.....	Dave Ross
1969-70.....	Ken Macklin
1971.....	Charlie Green
1972.....	Jim Calkin
1973-75.....	Cyril Stitt
1977.....	Mike Kundid
1978.....	Jerry Cox
1980-81.....	Ed Young
1981.....	Ed Young
1987-90.....	Joey Barnes
1991-94.....	Charlie Ward
1997-98.....	Kerry Thompson
1999-00.....	Matt Chlebek
2001-02.....	Ryan Lowery
2004-07.....	Al Thornton



Hugh Durham, a Hall of Fame coach who took the Seminoles to the NCAA National Championship game in 1972, is the second all-time winningest coach in Seminole history. He also ranks 16th in career scoring with 1,381 points and an 18.9 points per game scoring average during his three-year Florida State playing career.

ALL-TIME UNIFORM NUMBERS

13

1949.....	Jim Pavy
1951.....	Bob Whitmer
1953.....	Gary Wold
1955.....	Bobby Waites
1957-58.....	Larry Storm
1961-63.....	Charlie Long
1968-70.....	Dave Cowens
1973-76.....	Greg Grady

14

1949.....	George Foliard
1953.....	George Kallish
1955.....	Darryll Mahoney
1964-66.....	Bill Peacock
1967.....	Lenny Hall
1968.....	Tom Porter
1969-71.....	Skip Young
1974.....	Ken Austin
1976-79.....	Hank Mann
1982-83.....	Booney Crawford
1985-87.....	LaRae Davis
1988-89.....	Brad Johnson
1996-98.....	Randell Jackson

15

1949.....	Art Adams
1950.....	George Edmiston
1955.....	Rick Benson
1962-64.....	Dale Reeves
1968-69.....	Dale Kay
1971.....	Mike Rhoney
1972.....	John Amick
1973.....	Artie Fryer
1974.....	Ansley Abraham
1975.....	Mark Brodie
1976.....	Alvin Holder
1982.....	Cedrick Andrews
1988-90.....	Blake Miles
1994.....	Nick Bryant
1995-98.....	Kyle Mulligan
1999-00.....	Damous Anderson
2001.....	Pete Murray
2002-03.....	Trevor Harvey
2006-07.....	Casaan Breeden
2010-Pr.....	Terrance Shannon

16

1949.....	Bob McKay
-----------	-----------

17

1949.....	Dick Kendall
-----------	--------------

20

1968.....	Bob DePathy
1970-71.....	Roy Glover
1975.....	Bob Chassee
1977.....	Dave Vetica
1979-82.....	James Bozeman
1986-87.....	Pee Wee Barber
1988-91.....	Aubry Boyd
1995-98.....	LaMarr Greer
1999-00.....	Chris Hull
2001-06.....	Andrew Wilson

21

1955.....	Bob Williams
1958.....	Jim Liteky
1960-61.....	Bill Cotton
1962-64.....	Bobby Ek
1965-67.....	Dick Danford
1968-70.....	Carl Reynolds
1972-73.....	Larry Gay
1975.....	Ansley Abraham
1976.....	Mark Kabboord
1981-84.....	Scott Wilkes
1986-89.....	George McCloud
1991.....	Jesse Salters
1993-95.....	Derrick Carroll
1997-00.....	Ron Hale
2001-02.....	Nate Moran
2003-04.....	Benson Callier
2004-06.....	Jason Rich
2008.....	Julian Vaughn
2008-09.....	Brian Hoff
2010-Pr.....	Michael Snaer

22

1953.....	Jim Oler
1955.....	Dick Artmeier
1968.....	Darrel Stewart
1969-71.....	John Burt
1972-74.....	Otis Cole
1975.....	Bruce Boyd
1977-81.....	Mickey Dillard
1982-83.....	Mitchell Wiggins
1986.....	David Shaffer
1987-89.....	Tharon Mayes
1991.....	Derrick Myers
1997-98.....	Devonaire Deas
2002-04.....	Tim Pickett
2005.....	Von Wafer
2009-Pr.....	Derwin Kitchen

23

1956.....	Jim Oler
1960-62.....	Rufus Ashworth
1963-64.....	Pete Rogers
1965-66.....	Ron Malmen
1968.....	Tim Barrow
1970-72.....	Rowland Garrett
1973-76.....	Zach Perkins
1977-80.....	Tony Jackson
1982-84.....	Tony William
1985-88.....	Jerome Fitchett
1989-92.....	Ron Miller
1994-97.....	James Collins
2001-02.....	Marcel Haywood
2004-05.....	Von Wafer
2007-09.....	Toney Douglas

24

1976-78.....	Jim Smith
1979-81.....	Greg Collinsworth
1982-85.....	Maurice Myrick
1986.....	Craig Mateer
1988-89.....	Tony Dawson
1996-97.....	Gentry Sparks
1998-99.....	Terrell Baker
2003.....	Will Wightman
2004.....	Romone Penny
2005.....	Ben Engstrom
2008.....	Jordan Bolton
2010-Pr.....	Andrw Rutledge

25

1951.....	Bob Hartman
1953.....	Tom Dellahan
1955.....	Wayne Patton
1957-59.....	Hugh Durham
1960-62.....	Tim Edney
1963-64.....	Ross Winter
1965-67.....	Brian Murphy
1970.....	Jim Gosnik
1971-73.....	Reggie Royals
1975.....	Jim Smith
1983-85.....	Granville Arnold
2004-06.....	Diego Romero
2007-08.....	Jason Rich

30

1965-66.....	John Bloodworth
1967.....	Ian Morrison
1968.....	Lary Moore
1970-71.....	Dave Macomber
1972.....	Artie Fryer
1974-75.....	John Harrison
1979-80.....	Ed Chatman
1983-84.....	Vince Martello
1985.....	Terry Martin
1988-90.....	Irv Thomas
1994-96.....	Jay Nasworthy
1998-99.....	Gibson Pierre
2001-02.....	Monte Cummings
2003.....	Nate Moran
2004.....	Orenn Fells
2010-Pr.....	A.J. Yawn

31

1961-63.....	Dale Ricketts
1974-75.....	James Simmons
1985-87.....	Tony Carter
1988-91.....	David White
1992.....	Ray Donald
1994.....	Stephen Gruhl
1997-99.....	Ronald Thompson
2005-08.....	Brian Hoff
2009-Pr.....	Chris Singleton

32

1955-56.....	Bob Ward
1965-66.....	Charles Fairchild
1967.....	Russ Forkey
1968.....	Dick Danford
1969-70.....	Willie Williams
1971.....	Larry Gay
1972.....	Bill Wright
1973.....	Benny Clyde
1974-78.....	Eugene Harris
1981.....	Scott Matchett
1981-84.....	Michael Johnson
1990-93.....	Doug Edwards
1994-97.....	Kirk Luchman
1999-00.....	Emanuel Mathis
2003.....	Orenn Fells
2004-06.....	Alexander Johnson
2008-10.....	Solomon Alabi

33

1950.....	Ted Hewitt
1951.....	Bud Marsee
1953.....	Dick Artmeier
1955.....	Ed Wursbach
1960-62.....	Ray Swain
1963-64.....	Cal Huge
1968-69.....	Jan Gies
1971-73.....	Ron King
1975-76.....	Mike Kundid
1977-81.....	Donnie Kuhl
1981-84.....	Bobby Miles
1989-92.....	Byron Wells
1996.....	Kelvin McClendon
2001-04.....	Mike Mathews
2007-08.....	Matt Zitani
2010-Pr.....	Joey Moreau

34

1950-51.....	Tom McLaughlin
1953.....	Jimtom Richardson
1955.....	Tom Garcia
1966-67.....	Darrel Stewart
1968.....	Randy Cable
1974-77.....	Wayne Smalls
1978-80.....	Murray Brown
1986-89.....	Tat Hunter
1990-93.....	Rodney Dobard
1997.....	Tommy Polley
2000-02.....	Nigel Dixon

35

1950.....	Dick Kendall
1951.....	Bud Scott
1953.....	Tom Burst
1955.....	Don Alford
1960-61.....	Jerry Smith
1963-65.....	Bobby Lovell
1970.....	Jan Gies
1975-76.....	Wayne Woodward
1979-80.....	Jerry Cox
1981-82.....	Oren Gilmore

40

1974-76.....	Larry Warren
1984-87.....	Randy Allen

41

1961.....	Clyde Eads
1962-64.....	Wally Dale
1965-67.....	Bill Glenn
1995-98.....	Geoff Brower
2006-09.....	Uche Echefu

42

1977-78.....	Harry Davis
1979-81.....	Elvis Rolle
1983.....	Reggie Meadows
1985-87.....	Raleigh Choice
1999-00.....	Justin Mott
2007-10.....	Ryan Reid

43

1955.....	Fred Twomey
1960-62.....	Dave Fedor
1963-65.....	Jerry Shirley
1977-81.....	Kris Anderson
1985.....	David Schaffer
1987-88.....	Jon Fedor
1992-93.....	Stephen Gruhl

44

1950-51.....	Ronald Nettles
1953.....	Duane Gordon
1955.....	Gary Wold
1968.....	Don Biggs
1970-71.....	Vernell Ellzy
1972-74.....	Lawrence McCray
1976.....	Harry Davis
1982.....	Jeff Coleman
1984-85.....	Dean Shaffer
1991-95.....	Andre Reid
2002.....	Adam Krieg

45

1950-51.....	Larry Dickson
1953.....	Jerry Westhafer
1961-63.....	Faurest Coogle
1964-66.....	Ken Leakey
1967.....	Rick Campbell
1988-91.....	Michael Polite
1993-94.....	Maurice Robinson

50

1965-68.....	Ken Doyle
1968-69.....	Dave Macomber
1974.....	Archie Aldridge
1975.....	Harry Davis
1982-85.....	David Speights
1994.....	David Grabuloff
2000-02.....	David Anderson
2005-06.....	Matt Zitani

51

1963.....	Bob Rose
1997-00.....	Oliver Simmons
2002-05.....	Adam Waleskows-ki

52

1995-98.....	Corey Louis
--------------	-------------

53

1963-64.....	Bob Gemming
--------------	-------------

54

1973.....	Otis Johnson
1974.....	Bob Chassee
1977.....	Murray Brown
1979-81.....	Pernell Tookes
1984-85.....	Alton Lee Gipson
1985.....	Tony Karasek
1987-88.....	David McPhee
1993-94.....	Johnathan Kerner
2002-05.....	Anthony Richard-son

55

1950.....	Orlando Wyman
1963-64.....	Bill Giswold
1982-83.....	Raphael Philip
1986-87.....	Tony Karasek

SEMINOLES IN THE PROS

All-Time Draft Selections

1962 Dave Fedor
(3rd [25], Philadelphia)

1966 Gary Schull
(7th [66], Cincinnati)

1970 Dave Cowens
(1st [4], Boston)
(3rd, Utah) ABA
Willie Williams
(3rd [38], Boston)
Ken Macklin
(15th, New York) ABA

1971 Skip Young
(7th [111], Boston)
(14th, New York) ABA
Vernell Ellzy
(8th [132], Phoenix)

1972 Rowland Garrett
(5th [77], Chicago)
(7th, Memphis) ABA

1973 Ron King
(4th [62], Golden State)
(2nd [19], Kentucky) ABA
Reggie Royals
(5th [69], Philadelphia)
(5th [43], New York) ABA

1974 Benny Claude
(5th [89], Boston)
Lawrence McCray
(6th [100], New Orleans)

1978 Harry Davis
(2nd [33], Cleveland)
David Thompson
(5th [90], Buffalo)

1980 Murray Brown
(4th [77], Cleveland)
Tony Jackson
(4th [87], Los Angeles)

1981 Elvis Rolle
(2nd [42], Los Angeles)
Mickey Dillard
(3rd [55], Cleveland)
Kris Anderson
(4th [90], Milwaukee)

1983 Mitchell Wiggins
(1st [23], Indiana)

1984 Vince Martello
(7th [150], Atlanta)
Tony William
(7th [159], Milwaukee)

1985 Dean Shaffer
(5th [104], Washington)
Alton Lee Gipson
(7th [145], Sacramento)

1986 David Shaffer
(4th [83], Portland)

1987 Pee Wee Barber
(4th [86], Portland)

1988 Randy Allen
(Free Agent, Sacramento)

1989 George McCloud
(1st [7], Indiana)

1990 Tony Dawson
(Free Agent, Sacramento)
Irv Thomas
(Free Agent, Los Angeles)

1991 Tharon Mayes
(Free Agent, Philadelphia)

1993 Doug Edwards
(1st [15], Atlanta)
Sam Cassell
(1st [24], Houston)

1994 Charlie Ward
(1st [26], New York)

1995 Bob Sura
(1st [17], Cleveland)

1997 James Collins
(2nd [37], Philadelphia)

1998 Randell Jackson
(Free Agent, Washington)

2004 Tim Pickett
(2nd [44], New Orleans)

2005 Von Wafer
(2nd [39], Los Angeles Lakers)

2006 Alexander Johnson
(2nd [43], Indianapolis)

2007 Al Thornton
(1st, [14], Los Angeles Clippers)

2009 Toney Douglas
(1st, [29], Los Angeles Lakers)

2010 Solomon Alabi
(2nd [50], Dallas Mavericks)
Ryan Reid (2nd [57],
Indiana Pacers)


Seminoles As Pro Coaches

Dave Cowens



NBA Co-Rookie of the Year, 1970
NBA Most Valuable Player, 1972
NBA Basketball Hall of Fame
NBA All-Time Team

Year	Team	Record	Postseason
1978-79	Boston	27-41	None
1996-97	Charlotte	54-28	East Conference
1997-98	Charlotte	51-31	First Round East Conference
1998-99	Charlotte	4-11	Semifinals None
2000-01	Golden State	17-65	None
	Boston Totals	27-41	.397
	Charlotte Totals	109-70	.609
	Golden State Totals	17-65	.207
	NBA Totals	153-176	.465

Sam Cassell



Toney Douglas



Alexander Johnson