


2013-14 MEN'S BASKETBALL

ACC SERIES ANATOMIES

Boston College (The Series is tied, 5-5)

Last Florida State Win: Feb. 16, 2013, 69-66, home
 Last Boston College Win: Feb. 8, 2012, 60-64, Away
 Leonard Hamilton vs. Boston College: 12-13 (5-5 at Florida State, 7-8 at Miami)
 Seminoles At Home: 4-1
 Seminoles On The Road: 1-4
 Seminoles On A Neutral Court: 0-0
 Seminoles Since 2006: 5-5
 Longest Winning Streak: 3 (Jan. 30, 2010-Jan. 22, 2011)
 Largest Margin Of Victory: +15, 62-47, Feb. 14, 2010, Home
 Largest Margin In Loss: -5, 67-72, Feb. 24, 2009, Away
 Most Points Scored: 87, 87-90, Jan. 14, 2006, Away

CLEMSON (Florida State leads 34-28)

Last Florida State Win: March 14, 2013, 73-79, Neutral
 Last Clemson Win: Jan. 7, 2012, 59-79, Away
 Leonard Hamilton vs. Clemson: 11-13 (11-11 at Florida State, 0-2 at Miami)
 Seminoles At Home: 19-7
 Seminoles On The Road: 9-18
 Seminoles On A Neutral Court: 6-3
 Seminoles Since 1992: 27-21
 Longest Winning Streak: 5 (Jan. 19, 1994-Jan. 17, 1996)
 Largest Margin Of Victory: +42, 122-80, Jan. 22, 1970, Home
 Largest Margin In A Loss: -33, 45-78, Feb. 14, 1999, Away
 Most Points Scored: 122-80, Jan. 22, 1970, Home

DUKE (Duke leads, 32-9)

Last Florida State Win: March 10, 2012, 62-59, Neutral
 Last Duke Win: Feb. 2, 2013, 79-60, Home
 Leonard Hamilton vs. Duke: 6-9 (all at Florida State)
 Seminoles At Home: 6-14
 Seminoles On The Road: 2-17
 Seminoles On A Neutral Court: 1-1
 Seminoles Since 1992: 8-28
 Longest Winning Streak: 2 (March 1, 2006-Feb. 4, 2007)
 Largest Margin Of Victory: +5, 75-70, Feb. 2, 2003, 70-74, Home, March 1, 2006, 66-61, Jan. 12, 2011, Home
 Largest Margin In Loss: -42, 58-100, Feb. 4, 2001, Away
 Most Points Scored: 96-97, Feb. 4, 2006, Away

GEORGIA TECH (Florida State leads 37-27)

Last Florida State Win: Feb. 5, 2013, 56-54, Away
 Last Georgia Tech Win: Feb. 13, 2007, 57-63, Home
 Leonard Hamilton vs. Georgia Tech: 10-5 (8-5 at Florida State, 2-0 at Miami)
 Seminoles At Home: 19-10
 Seminoles On The Road: 16-16
 Seminoles On A Neutral Court: 2-1
 Seminoles Since 1992: 21-16
 Longest Winning Streak: 8 (current entering 2013-14 season)
 Largest Margin Of Victory: +58, 108-50, Feb. 9, 1972, Home
 Largest Margin In Loss: -21, 58-79, Jan. 26, 1996
 Most Points Scored: 108-50, Feb. 9, 1972, Home

MARYLAND (Maryland leads 29-13)

Last Florida State Win: January 30, 2013, 73-71, Home
 Last Maryland Win: Feb. 23, 2011, 62-78, Away
 Leonard Hamilton vs. Maryland: 6-9 (all at Florida State)
 Seminoles At Home: 9-10
 Seminoles On The Road: 4-15
 Seminoles On A Neutral Court: 0-4
 Seminoles Since 1992: 12-29
 Longest Winning Streak: 2 (Jan. 13, 1993-Feb. 13, 1993)
 Largest Margin Of Victory: +22, 100-78, Feb. 10, 1986, Home
 Largest Margin In Loss: -33, 69-96, Feb. 27, 2002
 Most Points Scored: 105-85, Jan. 13, 1993, Home

MIAMI (Florida State leads 41-31)

Last Florida State Win: March 9, 2012, 82-71, Neutral
 Last Miami Win: Feb. 13, 2013, 74-68, Home
 Leonard Hamilton vs. Miami: 14-7 (13-7 at Florida State, 1-0 at Oklahoma State)
 Seminoles At Home: 27-6
 Seminoles On The Road: 12-24
 Seminoles On A Neutral Court: 2-1
 Seminoles Since 2005: 11-7
 Longest Winning Streak: 6 (Most recent-Feb. 18, 2009-Feb. 11, 2012; Dec. 6, 1968-Jan. 8, 1971)
 Largest Margin Of Victory: +41, 104-63, Jan. 9, 1970, Home
 Largest Margin In Loss: -37, 56-93, Jan. 8, 1971, Home
 Most Points Scored: 114-106, Jan. 8, 1971, Home

NORTH CAROLINA (North Carolina leads 45-12)

Last Florida State Win: March 11, 2012, 85-82, Neutral
 Last North Carolina Win: March 15, 2013, 83-62, Neutral
 Leonard Hamilton vs. North Carolina: 4-14 (4-13 at Florida State, 0-1 at Miami)
 Seminoles At Home: 5-15
 Seminoles On The Road: 4-22
 Seminoles On A Neutral Court: 3-8
 Seminoles Since 1992: 9-32
 Longest Winning Streak: 2 (Dec. 15, 1991-Feb. 27, 1992; Feb. 24, 1996-Jan. 22, 1997)
 Largest Margin Of Victory: +33, 90-57, Feb. 14, 2012, Home
 Largest Margin In Loss: -48, 55-103, Jan. 24, 1998, Away
 Most Points Scored: 110-96, Feb. 27, 1992, Home

NC STATE (NC State leads, 28-22)

Last Florida State Win: March 9, 2013, 71-67, Home
 Last NC State Win: Feb. 19, 2013, 84-66, Away
 Leonard Hamilton vs. NC State: 6-11 (all at Florida State)
 Seminoles At Home: 12-6
 Seminoles On The Road: 9-16
 Seminoles On A Neutral Court: 1-6
 Seminoles Since 1992: 18-24
 Longest Winning Streak: 5 (Jan. 25, 1992-Feb. 17, 1993)
 Largest Margin Of Victory: +28, 107-79, Jan. 15, 1995, Home
 Largest Margin In Loss: -25, 46-71, Feb. 25, 2001, Away
 Most Points Scored: 107-79, Jan. 15, 1995, Home

NOTRE DAME (Florida State leads, 1-0)

Last Florida State Win: March 20, 2011, 71-57, Neutral
 Last Notre Dame Win: NA
 Leonard Hamilton vs. Notre Dame: 8-3 (1-0 at Florida State, 7-3 at Miami)
 Seminoles At Home: 0-0
 Seminoles On The Road: 0-0
 Seminoles On A Neutral Court: 1-0
 Seminoles Since 2013-14: NA
 Longest Winning Streak: 1 (March 20, 2011-Present)
 Largest Margin Of Victory: +14, March 20, 2011
 Largest Margin In Loss: NA
 Most Points Scored: 71, March 20, 2011, Neutral

PITTSBURGH (Pittsburgh leads, 9-1)

Last Florida State Win: Dec. 21, 1984, Neutral, 83-76
 Last Pittsburgh Win: Dec. 21, 2008, home, 56-48
 Leonard Hamilton vs. Pittsburgh: 8-14 (0-3 at Florida State, 5-7 at Miami, 0-2 at Oklahoma State)
 Seminoles At Home: 0-2
 Seminoles On The Road: 0-5
 Seminoles On A Neutral Court: 1-2
 Seminoles Since 2013-14: NA
 Longest Winning Streak: 1 (Dec. 21, 1985, 83-76)
 Largest Margin Of Victory: +7, Dec. 21, 1985
 Largest Margin In Loss: -22 (Dec. 8, 1973, Nov. 24, 2006)
 Most Points Scored: 89, Dec. 20, 1983

SYRACUSE (Syracuse leads, 3-1)

Last Florida State Win: March 12, 1997, 82-67, Neutral
 Last Syracuse Win: Dec. 3, 1991, 89-71, Neutral
 Leonard Hamilton vs. Syracuse: 4-12 (4-12 at Miami)
 Seminoles At Home: 0-0
 Seminoles On The Road: 1-1
 Seminoles On A Neutral Court: 0-2
 Seminoles Since 2013-14: NA
 Longest Winning Streak: 1 (March 12, 1997, 82-67)
 Largest Margin Of Victory: +15, March 12, 1997, 82-67
 Largest Margin In Loss: -21, Feb. 3, 1990
 Most Points Scored: 82, March 12, 1997

VIRGINIA (Florida State leads, 22-18)

Last Florida State Win: March 7, 2012, 53-51, Home
 Last Virginia Win: Jan. 19, 2013, 36-56, Away
 Leonard Hamilton vs. Virginia: 11-5 (all at Florida State)
 Seminoles At Home: 14-6
 Seminoles On The Road: 8-12
 Seminoles On A Neutral Court: 0-0
 Seminoles Since 1992: 22-18
 Longest Winning Streak: 7 (Jan. 23, 2008-Feb. 16, 2012)
 Largest Margin Of Victory: +36, 100-64, Feb. 6, 1994, Home
 Largest Margin In Loss: -20, 64-84, Jan. 6, 1994, Away
 Most Points Scored: 100-64, Feb. 6, 1994, Home

VIRGINIA TECH (Florida State leads, 27-20)

Last Florida State Win: Feb. 16, 2012, 48-47, Home
 Last Virginia Tech Win: Feb. 24, 2013, 80-70, Away
 Leonard Hamilton vs. Virginia Tech: 8-5 (all at Florida State)
 Seminoles At Home: 16-4
 Seminoles On The Road: 8-14
 Seminoles On A Neutral Court: 3-2
 Seminoles Since 1996: 7-5
 Longest Winning Streak: 5 (Dec. 22, 1973-Feb. 10, 1993)
 Largest Margin Of Victory: +29, 107-78, Feb. 23, 1987, Home
 Largest Margin In Loss: -14, 71-85, Jan. 14, 1985, Away
 Most Points Scored: 117-97, March 1, 1989, Home

WAKE FOREST (Wake Forest leads, 24-21)

Last Florida State Win: Feb. 26, 2013, 76-62, Home
 Last Wake Forest Win: Feb. 9, 2013, 71-46, Away
 Leonard Hamilton vs. Wake Forest: 9-8 (9-7 at Florida State, 0-1 at Miami)
 Seminoles At Home: 13-6
 Seminoles On The Road: 6-15
 Seminoles On A Neutral Court: 2-3
 Longest Winning Streak: 5 (Dec. 22, 1973-Feb. 10, 1993)
 Seminoles Since 1992: 20-23
 Largest Margin Of Victory: +24, 83-59, Jan. 22, 1998, Home; 85-61, Feb. 1, 2011, Home
 Largest Margin In Loss: -39, 48-47, Feb. 12, 2005, Away
 Most Points Scored: 111-94, Feb. 10, 1993, Home



MARGINS & HISTORY

MARGIN OF VICTORY

LARGEST MARGIN OF VICTORY

RANK	MARGIN	OPPONENT (DATE)	SCORE
1.	+69	Valdosta (Dec. 12, 1970)	134-65
2.	+67	Baptist (Feb. 5, 1977)	139-72
3.	+64	Tampa (Dec. 6, 1965)	121-57
4.	+60	South Dakota (Dec. 5, 1970)	125-65
5.	+58	Georgia Tech (Feb. 19, 1972)	108-50
6.	+57	Palm Beach Atlantic (Dec. 13, 1975)	109-52
7.	+54	Central Florida (Nov. 25, 1988)	133-79
8.	+53	Baptist College (Jan. 14, 1976)	107-54
	+53	UNC-Asheville (Jan. 2, 1992)	107-54
10.	+52	New Hampshire (Dec. 30, 1968)	104-52
	+52	Savannah State (Nov. 20, 2002)	93-41
12.	+51	Florida Atlantic (Dec. 1, 1993)	110-59
13.	+48	Valdosta State (Dec. 12, 1970)	111-63
14.	+47	Alabama A&M (Dec. 31, 2009)	81-34
15.	+46	Florida International (Dec. 2, 1987)	121-75
	+46	Rider (Jan. 4, 1989)	113-67
	+46	Campbell (Dec. 29, 2001)	93-47
18.	+45	Valdosta State (Dec. 2, 1968)	120-75
	+45	Valdosta State (Feb. 24, 1976)	106-61
	+45	Eckerd (Nov. 27, 1978)	116-71
	+45	Nicholls State (Nov. 26, 2004)	99-54
22.	+44	Jacksonville (Dec. 21, 2004)	101-57
23.	+43	Rollins (Feb. 11, 1960)	101-58
	+43	Samford (Jan. 16, 1971)	122-79
	+43	East Tennessee State (Jan. 8, 1972)	106-63
26.	+42	Clemson (Jan. 22, 1970)	122-80
	+42	South Alabama (Feb. 23, 1974)	105-63
	+42	Stetson (Nov. 18, 2009)	80-38
29.	+41	Jacksonville (Feb. 16, 1968)	106-65
	+41	Miami (Fla.) (Jan. 9, 1970)	104-63
	+41	Chattanooga (Feb. 1, 1975)	111-70
	+41	South Alabama (Nov. 20, 2012)	80-39
32.	+40	SW Louisiana (Jan. 24, 1976)	110-70
	+40	Purdue (Nov. 29, 2005)	97-57
	+40	Texas A&M Corpus Christi (Jan. 4, 2010)	94-54

LARGEST MARGIN OF DEFEAT

RANK	MARGIN	OPPONENT (DATE)	SCORE
1.	-52	West Virginia (Jan. 30, 1958)	51-103
2.	-48	North Carolina (Jan. 25, 1995)	55-103
3.	-45	North Carolina (Dec. 31, 1985)	64-109
4.	-43	Duke (Feb. 4, 2001)	58-101
5.	-40	The Citadel (Feb. 15, 1960)	60-100
	-40	Southern Mississippi (Feb. 8, 1986)	96-102
7.	-39	Marshall (Feb. 1, 1958)	68-107
8.	-35	North Carolina (Dec. 16, 1965)	80-115
9.	-34	North Carolina (Feb. 7, 1999)	98-64
10.	-33	Clemson (Feb. 14, 1999)	45-78
	-33	Duke (Feb. 16, 2000)	68-101
	-33	Maryland (March 8, 2002)	59-85



Florida State defeated North Carolina, 90-57, on Jan. 14, 2012 for its largest margin of victory (+33) over the Tar Heels in School history.

TOURNAMENT HISTORY

CHAMPIONSHIPS

- NAIB District 25 - 1950-51
- NAIB District 25 - 1954-55
- Savannah Invitational - 1962-63
- Civitan Classic - 1968-69
- Gator Bowl - 1969-70
- Civitan Classic - 1971-72
- Far West Classic - 1971-72
- Senior Bowl - 1971-72
- NCAA Mideast - 1971-72
- Big Sun - 1973-74
- Big Sun - 1977-78
- Birmingham Classic - 1977-78
- Cotton States Classic - 1980-81
- Red Lobster Classic - 1986-87
- Metro Conference - 1990-91
- Global Sports Classic - 2008-09
- Old Spice Classic - 2009-10
- Coaches vs. Cancer - 2012-13

APPEARANCES

In-Season

- 1950-51 NAIB District 25 (2-0, Champions)
- 1950-51 NAIB Nationals (2-1, Quarterfinals)
- 1951-52 Gator Bowl (0-3, Round Robin)
- 1951-52 NAIB District 25 (1-1, Second)
- 1952-53 NAIB District 25 (1-1, Second)
- 1954-55 Gator Bowl (1-1, Third)
- 1954-55 NAIB District 25 (2-0, Champions)
- 1954-55 NAIB Nationals (1-1, Second Round)
- 1955-56 Carousel Tournament (1-2, Sixth)
- 1955-56 Orange Bowl (1-2, Seventh)
- 1956-57 Senior Bowl (1-1, Third)
- 1957-58 Senior Bowl (1-1, Third)
- 1958-59 Citadel Invitational (0-2, Fourth)
- 1959-60 Gator Bowl (1-1, Second)
- 1960-61 Gator Bowl (0-1)
- 1962-63 Savannah Invitational (3-0, Champions)
- 1963-64 Gator Bowl (1-1, Third)
- 1964-65 Vanderbilt Invitational (1-1, Third)

- 1964-65 All College Tournament (1-2, Seventh)
- 1965-66 Tampa Invitational (1-1, Second)
- 1967-68 Milwaukee Classic (1-1, Third)
- 1967-68 Evansville Tournament (1-1, Second)
- 1968-69 Florida Sunshine Classic (2-0, Champions)
- 1969-70 Gator Bowl (2-0, Champions)
- 1970-71 Florida Sunshine Classic (1-1, Second)
- 1970-71 Sun Bowl (0-2)
- 1971-72 Civitan Classic (2-0, Champions)
- 1971-72 Far West Classic (3-0, Champions)
- 1971-72 Senior Bowl (2-0, Champions)
- 1972-73 Marshall Invitational (1-1, Third)
- 1972-73 Dayton Invitational (1-1, Third)
- 1972-73 All College (2-1, Third)
- 1973-74 Steel Bowl (1-1, Second)
- 1973-74 Big Sun Classic (2-0, Champions)
- 1973-74 Mercer Bear Classic (1-1, Third)
- 1973-74 Bluebonnet Classic (1-1, Second)
- 1973-74 Big Sun (2-0, First)
- 1974-75 Louisville Holiday (1-1, Second)
- 1975-76 Big Sun (1-1, Second)
- 1975-76 Far West Classic (1-2, Seventh)
- 1976-77 IPTAY Tournament (1-1, Second)
- 1976-77 Cable Car Classic (1-1, Second)
- 1976-77 Vermont Classic (1-1, Third)
- 1977-78 Big Sun (2-0, First)
- 1977-78 Birmingham Classic (2-0, First)
- 1977-78 Pillsbury Classic (1-1, Second)
- 1978-79 Dayton Invitational (1-1, Second)
- 1978-79 Old Dominion Classic (1-1, Second)
- 1980-81 Cotton States Classic (2-0, First)
- 1981-82 Florida Four (1-1, Second)
- 1981-82 Dayton Invitational (1-1, Second)
- 1982-83 Florida Four (1-1, Third)
- 1982-83 Cabrillo Classic (1-1, Third)
- 1986-87 Red Lobster Classic (2-0, Champions)
- 1987-88 Red Lobster Classic (1-1, Third)
- 1988-89 Red Lobster Classic (1-1, Second)
- 1989-90 Great Alaska Shootout (1-2, Fifth)
- 1989-90 ECAC Holiday Festival (1-1, Third)
- 1992-93 Preseason NIT (2-2, Fourth)

- 1997-98 Preseason NIT (3-1, Second)
- 1998-99 Rainbow Classic (2-1, Fifth)
- 2000-01 Great Alaska Shootout (1-2, Seventh)
- 2002-03 Fiesta Bowl Classic (1-1, Third)
- 2003-04 University of Pittsburgh Holiday Hoops Classic (3-1, Second)
- 2004-05 Corpus Christi Caller Times Challenge (1-3)
- 2006-07 Colonial Classic (3-1)
- 2007-08 Glenn Wilkes Classic (1-2)
- 2008-09 Global Sports Classic (4-0)
- 2009-10 Old Spice Classic (3-0)
- 2010-11 Diamond Head Classic (2-1)
- 2011-12 Battle 4 Atlantis (1-2)
- 2012-13 Coaches vs. Cancer (3-1, Champions)

Conference

- 1948-49 Dixie Conference (1-2, Fourth)
- 1949-50 Dixie Conference (1-1, Third)
- 1950-51 Dixie Conference (1-1, Second)
- 1976-77 Metro Tournament (0-1)
- 1977-78 Metro Tournament (1-1, Second)
- 1978-79 Metro Tournament (2-1, Second)
- 1979-80 Metro Tournament (2-1, Second)
- 1980-81 Metro Tournament (1-1, Fourth)
- 1981-82 Metro Tournament (1-1, Third)
- 1982-83 Metro Tournament (0-1)
- 1983-84 Metro Tournament (1-1)
- 1984-85 Metro Tournament (2-1, Second)
- 1985-86 Metro Tournament (1-1)
- 1986-87 Metro Tournament (0-1)
- 1987-88 Metro Tournament (1-1)
- 1988-89 Metro Tournament (1-1)
- 1989-90 Metro Tournament (0-1)
- 1990-91 Metro Tournament (3-0, Champions)
- 1991-92 ACC Tournament (1-1)
- 1992-93 ACC Tournament (0-1)
- 1993-94 ACC Tournament (0-1)
- 1994-95 ACC Tournament (0-1)
- 1995-96 ACC Tournament (0-1)
- 1996-97 ACC Tournament (0-1)
- 1997-98 ACC Tournament (0-1)



2013-14 MEN'S BASKETBALL

IN-SEASON TOURNAMENTS

TOURNAMENT HISTORY

2000-01	ACC Tournament (0-1)
2001-02	ACC Tournament (1-1)
2002-03	ACC Tournament (1-1)
2003-04	ACC Tournament (0-1)
2004-05	ACC Tournament (0-1)
2005-06	ACC Tournament (0-1)
2006-07	ACC Tournament (1-1)
2007-08	ACC Tournament (1-1)
2008-09	ACC Tournament (2-1)
2009-10	ACC Tournament (0-1)
2010-11	ACC Tournament (0-1)
2011-12	ACC Tournament (3-0, Champions)
2012-13	ACC Tournament (1-1)

Postseason

1967-68	NCAA Tournament (0-1)
1971-72	NCAA Tournament (4-1, Runners-Up)
1977-78	NCAA Tournament (0-1)
1979-80	NCAA Tournament (1-1)
1983-84	National Invitation Tournament (1-1)
1986-87	National Invitation Tournament (1-1)
1987-88	NCAA Tournament (0-1)
1988-89	NCAA Tournament (0-1)
1990-91	NCAA Tournament (1-1)
1991-92	NCAA Tournament (2-1)
1992-93	NCAA Tournament (3-1)

1996-97	National Invitation Tournament (4-1, Second)
1997-98	NCAA Tournament (1-1)
2003-04	National Invitation Tournament (1-1)
2005-06	National Invitation Tournament (1-1)
2006-07	National Invitation Tournament (2-1)
2007-08	National Invitation Tournament (0-1)
2008-09	NCAA Tournament (0-1)
2009-10	NCAA Tournament (0-1)
2010-11	NCAA Tournament (2-1)
2011-12	NCAA Tournament (1-1)
2012-13	National Invitation Tournament (0-1)

IN-SEASON TOURNAMENTS

NAIB District 25 (Jacksonville, Fla.)

March 2, 1951	vs. Stetson.....	W	65-58
March 3, 1951	vs. Georgia Teachers.....	W	69-67 (champions)

NAIB District 25 (DeLand, Fla.)

Feb. 28, 1952	vs. Miami (Fla.).....	W	73-70
Feb. 29, 1952	vs. Tampa.....	L	57-78
March 4, 1953	vs. Mercer.....	W	87-77
March 5, 1953	vs. Stetson.....	L	81-94

NAIB District 25 (Tallahassee, Fla.)

Feb. 28, 1955	vs. Stetson.....	W	86-77
March 1, 1955	vs. Georgia Teachers.....	W	91-83 (champions)

NAIB National Tournament (Kansas City, Mo.)

March 13, 1951	vs. South Dakota State.....	W	85-70
March 14, 1951	vs. Pepperdine.....	W	61-59
March 15, 1951	vs. Millikin.....	L	60-91 (q-finals)
March 7, 1955	vs. Montana State.....	W	93-84
March 9, 1955	vs. Beloit.....	L	88-110

All-College Tournament(Oklahoma City, Okla.)

Dec. 28, 1964	vs. DePaul.....	L	44-52
Dec. 29, 1964	vs. Creighton.....	L	77-85
Dec. 30, 1964	vs. Rice.....	W	81-56
Dec. 27, 1972	vs. Penn State.....	W	70-60
Dec. 28, 1972	vs. Brigham Young.....	L	77-80
Dec. 30, 1972	vs. Oklahoma City.....	W	94-80

Battle 4 Atlantis (Nassau, Bahamas)

Nov. 24, 2012	vs. UMass.....	W	73-53
Nov. 25, 2012	vs. Harvard.....	L	41-46
Nov. 26, 2012	vs. UConn.....	L	76-78 (OT)

Big Sun Classic (St. Petersburg, Fla.)

Dec. 21, 1973	vs. Western Kentucky.....	W	107-87
Dec. 22, 1973	vs. Wake Forest.....	W	66-48 (champions)
Dec. 19, 1975	vs. South Florida.....	W	78-51
Dec. 20, 1975	vs. Alabama.....	L	72-76
Dec. 9, 1977	vs. South Florida.....	W	76-67
Dec. 10, 1977	vs. Seton Hall.....	W	94-63 (champions)

Birmingham Classic (Birmingham, Ala.)

Dec. 16, 1977	vs. Texas A&M.....	W	100-77
Dec. 17, 1977	vs. Navy.....	W	82-55 (champions)

Bluebonnet Classic (Houston, Texas)

Jan. 4, 1974	vs. Texas A&M.....	W	99-79
Jan. 5, 1974	vs. Houston.....	L	74-79

Cable Car Classic (San Francisco, Calif.)

Dec. 17, 1976	vs. Santa Clara.....	W	94-80
Dec. 18, 1976	vs. San Francisco.....	L	87-93

Cabrillo Classic (San Diego, Calif.)

Dec. 29, 1982	at San Diego State.....	L	85-89
Dec. 30, 1982	vs. Tulsa.....	W	92-80

Carousel Tournament (Charlotte, N.C.)

Dec. 19, 1955	vs. Clemson.....	L	76-94
Dec. 20, 1955	vs. Boston University.....	W	86-52
Dec. 21, 1955	vs. Mississippi State.....	L	71-79

The Citadel Invitational (Charleston, S.C.)

Dec. 19, 1958	vs. Miami (Fla.).....	L	79-85
Dec. 20, 1958	vs. Georgia.....	L	72-83

Coaches vs. Cancer Classic (Tallahassee, Fla. and Brooklyn, N.Y.)

Nov. 9, 2012	vs. South Alabama*.....	L	71-76
Nov. 12, 2012	vs. Buffalo*.....	W	95-68
Nov. 16, 2012	vs. BYU&.....	W	88-70
Nov. 17, 2012	vs. Saint Joseph's&.....	W	73-66

* Games played in Tallahassee, Fla.

& Games played in Brooklyn, N.Y.

Colonial Classic (Tallahassee, Fla. & Pittsburgh, Pa.)

Nov. 12, 2006	vs. McNeese State*.....	W	85-65
Nov. 13, 2006	vs. Illinois State*.....	W	73-59
Nov. 14, 2006	vs. SMU*.....	W	59-52
Nov. 24, 2006	at Pittsburgh&.....	L	66-88

* Games played in Tallahassee, Fla.

& Game played in Pittsburgh, Pa.

Corpus Christi Caller Times Challenge (Corpus Christi, Texas)

Nov. 22, 2004	vs. Texas A&M-Corpus Christi*.....	L	67-70
Nov. 24, 2004	vs. Shawnee State*.....	W	88-65
Nov. 27, 2004	vs. Kent State.....	L	59-69
Nov. 28, 2004	vs. Texas Christian.....	L	70-71

*Games played in Tallahassee, Fla.

Cotton States Classic (Atlanta, Ga.)

Dec. 19, 1980	vs. Missouri.....	W	68-64
Dec. 20, 1980	vs. Georgia.....	W	64-62 (champions)

Dayton Invitational (Dayton, Ohio)

Dec. 22, 1972	vs. Alabama.....	L	68-74
Dec. 23, 1972	vs. Northwestern.....	W	91-73
Dec. 22, 1978	at Dayton.....	L	80-97
Dec. 23, 1978	vs. Penn State.....	L	57-64
Dec. 29, 1981	vs. UNC Charlotte.....	W	76-73
Dec. 30, 1981	at Dayton.....	L	79-93

Diamond Head Classic (Honolulu, HI)

Dec. 22, 2010	at Hawaii.....	W	70-62
Dec. 23, 2010	vs. Butler.....	L	64-67
Dec. 25, 2010	vs. Baylor.....	W	68-61

ECAC Holiday Festival (New York, N.Y.)

Dec. 27, 1989	vs. NC State.....	L	72-90
Dec. 29, 1989	vs. Rhode Island.....	W	95-76

Evansville Tournament (Evansville, Ind.)

Dec. 29, 1967	vs. George Washington.....	W	94-69
Dec. 30, 1967	vs. Evansville.....	L	67-76

Far West Classic (Portland, Ore.)

Dec. 27, 1971	vs. Washington.....	W	85-77
---------------	---------------------	---	-------



IN-SEASON TOURNAMENTS

Dec. 29, 1971	vs. Oregon State.....	W	73-72
Dec. 30, 1971	vs. Washington State.....	W	85-61 (champions)
Dec. 26, 1975	vs. Washington.....	L	54-69
Dec. 27, 1975	vs. Oregon State.....	L	75-78
Dec. 28, 1975	vs. Colorado State.....	W	84-54

Fiesta Bowl Classic (Tucson, Ariz.)

Dec. 28, 2002	vs. Boston University.....	L	69-84
Dec. 30, 2002	vs. Davidson.....	W	82-66

Florida Four Tournament (Tampa, Fla.)

Dec. 4, 1981	vs. Jacksonville.....	W	94-93 (OT)
Dec. 5, 1981	vs. South Florida.....	L	67-82

Florida Four Tournament (Gainesville, Fla.)

Dec. 10, 1982	vs. South Florida.....	L	77-90
Dec. 11, 1982	vs. Jacksonville.....	W	81-66

Florida Sunshine Classic (Jacksonville, Fla.)

Dec. 6, 1968	vs. Miami (Fla.).....	W	111-84
Dec. 7, 1968	vs. Jacksonville.....	W	93-88 (champions)
Dec. 7, 1970	vs. Southern Mississippi.....	W	117-84
Dec. 8, 1970	vs. Jacksonville.....	L	108-114
Dec. 6, 1971	vs. Stetson.....	W	90-54
Dec. 7, 1971	vs. Jacksonville.....	W	90-83 (champions)

Gator Bowl Tournament (Jacksonville, Fla.)

Dec. 28, 1951	vs. Georgia.....	L	50-59
Dec. 29, 1951	vs. Clemson.....	L	56-62
Dec. 30, 1951	vs. Florida.....	L	51-61
Dec. 27, 1954	vs. Florida.....	L	79-82
Dec. 28, 1954	vs. Georgia.....	W	97-87
Dec. 29, 1959	vs. Jacksonville.....	W	86-69
Dec. 30, 1959	vs. Georgia.....	L	66-69
Dec. 28, 1960	vs. Georgia.....	L	56-62
Dec. 26, 1963	vs. Air Force.....	L	53-78
Dec. 27, 1963	vs. Manhattan.....	W	85-81
Dec. 29, 1969	vs. Army.....	W	86-51
Dec. 30, 1969	vs. Florida.....	W	88-63

Glenn Wilkes Classic (Daytona Beach, Fla.)

Nov. 16, 2007	vs. UAB.....	W	78-70
Nov. 17, 2007	vs. Cleveland State.....	L	66-69 (OT)
Nov. 18, 2007	vs. USF.....	L	67-68

Global Sports Classic (Las Vegas, Nev.)

Nov. 22, 2008	vs. Coastal Carolina*.....	W	82-70
Nov. 24, 2008	vs. Western Illinois*.....	W	67-55
Nov. 28, 2008	vs. Cincinnati.....	W	58-47
Nov. 29, 2008	vs. California.....	W	80-77

*Games played in Tallahassee, Fla.

Great Alaska Shootout (Anchorage, Alaska)

Nov. 24, 1989	vs. Kansas State.....	L	70-71
Nov. 25, 1989	vs. Alaska Anchorage.....	W	75-74
Nov. 26, 1989	vs. Connecticut.....	L	60-63
Nov. 23, 2000	vs. Ohio State.....	L	65-90
Nov. 24, 2000	vs. DePaul.....	L	74-80
Nov. 25, 2000	vs. Rhode Island.....	W	86-71

IPTAY Tournament (Clemson, S.C.)

Nov. 26, 1976	vs. Toledo.....	W	70-66
Nov. 27, 1977	vs. Clemson.....	L	92-108

Louisville Holiday Classic (Louisville, Ky.)

Dec. 26, 1974	vs. Purdue.....	W	69-66
Dec. 27, 1974	vs. Louisville.....	L	61-79

Marshall Invitational (Marshall, W.V.)

Dec. 15, 1972	vs. Princeton.....	L	59-61
Dec. 16, 1972	vs. Baylor.....	W	85-67

Mercer Bear Classic (Macon, Ga.)

Dec. 27, 1973	vs. Indiana State.....	L	92-93
Dec. 28, 1973	vs. Wisconsin-Milwaukee.....	W	84-82

Milwaukee Classic (Milwaukee, Wisc.)

Dec. 15, 1967	vs. Marquette.....	L	58-78
---------------	--------------------	---	-------

Dec. 16, 1967	vs. Louisiana State.....	W	130-100
---------------	--------------------------	---	---------

Old Dominion Classic (Norfolk, Va.)

Jan. 5, 1979	vs. Georgia Southern.....	W	96-83
Jan. 6, 1979	vs. Old Dominion.....	L	76-80

Old Spice Classic (Lake Buena Vista, Fla.)

Nov. 26, 2009	vs. Iona.....	W	54-49
Nov. 27, 2009	vs. Alabama.....	W	60-51
Nov. 29, 2009	vs. Marquette.....	W	57-56 (champions)

Orange Bowl Tournament (Miami, Fla.)

Dec. 28, 1955	vs. West Virginia.....	L	69-78
Dec. 29, 1955	vs. Santa Clara.....	L	59-61
Dec. 30, 1955	vs. New York University.....	W	85-83

Pillsbury Classic (Minneapolis, Minn.)

Dec. 30, 1977	vs. Tulane.....	W	71-56
Dec. 31, 1977	vs. Minnesota.....	L	74-88

Pittsburgh Holiday Hoops Classic (Pittsburgh, Pa.)

Nov. 24, 2003	vs. Georgetown College*.....	W	81-67
Dec. 18, 2003	vs. Wagner*.....	W	83-62
Dec. 20, 2003	vs. Chicago State.....	W	47-42
Dec. 22, 2003	vs. Pittsburgh.....	L	56-63

*Games played in Tallahassee, Fla.

Preseason NIT

Nov. 18, 1992	vs. Siena.....	W	89-80
Nov. 20, 1992	vs. Iowa State.....	W	109-86
Nov. 25, 1992	vs. Indiana.....	L	78-81 (OT)
Nov. 27, 1992	vs. UCLA.....	L	83-86
Nov. 17, 1997	vs. Loyola (Md.).....	W	89-72
Nov. 19, 1997	vs. Utah State.....	W	66-55
Nov. 26, 1997	vs. Connecticut.....	W	67-60
Nov. 28, 1997	vs. Kansas.....	L	58-73

Rainbow Classic (Honolulu, Hawaii)

Dec. 28, 1998	vs. Princeton.....	L	46-50
Dec. 29, 1998	vs. Mississippi State.....	W	69-58
Dec. 30, 1998	vs. Murray State.....	W	80-76 (OT)

Red Lobster Classic (Orlando, Fla.)

Dec. 29, 1986	vs. Alcorn State.....	W	84-62
Dec. 28, 1987	vs. Pittsburgh.....	L	71-72
Dec. 29, 1987	vs. Central Florida.....	W	101-67
Dec. 28, 1988	vs. Central Florida.....	W	97-64
Dec. 29, 1988	vs. Villanova.....	L	67-68
Dec. 30, 1987	vs. Tennessee.....	W	91-90 (OT)

(champions)

Savannah Invitational (Savannah, Ga.)

Dec. 27, 1962	vs. Georgia.....	W	77-69
Dec. 28, 1962	vs. Alabama.....	W	49-48
Dec. 29, 1962	vs. Georgia Southern.....	W	79-60 (champions)

Senior Bowl Tournament (Mobile, Ala.)

Jan. 2, 1957	vs. Morehead State.....	L	75-97
Jan. 3, 1957	vs. Furman.....	W	108-96
Jan. 1, 1958	vs. The Citadel.....	L	57-59
Jan. 2, 1958	vs. Georgia.....	W	92-80
Jan. 3, 1972	vs. Denver.....	W	88-70
Jan. 4, 1972	vs. Saint Louis.....	W	63-62 (champions)

Steel Bowl Tournament (Pittsburgh, Pa.)

Dec. 7, 1973	vs. Clemson.....	W	65-58
Dec. 8, 1973	vs. Pittsburgh.....	L	60-82

Sun Bowl Tournament (El Paso, Texas)

Dec. 18, 1970	vs. Southern California.....	L	85-94
Dec. 19, 1970	vs. Miami (Ohio).....	L	64-67

Tampa Invitational (Tampa, Fla.)

Dec. 20, 1965	vs. Virginia Military.....	W	65-64
Dec. 21, 1965	vs. Auburn.....	L	58-59

Vanderbilt Invitational (Nashville, Tenn.)

Dec. 18, 1964	vs. Oklahoma State.....	L	56-60
Dec. 19, 1964	vs. Baylor.....	W	82-64

Vermont Classic (Burlington, Vt.)

Dec. 29, 1976	vs. Army.....	L	71-72
Dec. 30, 1976	vs. Vermont.....	W	76-67



2013-14 MEN'S BASKETBALL

TOURNAMENT HISTORY

POSTSEASON TOURNAMENTS

NCAA APPEARANCES: 14

Overall Record: 15-13 (.536 winning percentage)
 Times To National Championship Game: 1 (1972)
 Times To Final Four: 1 (1972)
 Times To Elite Eight: 1 (1972)
 Times To Sweet 16: 4 (1972, 1992, 1993, 2011)

Overall Appearances

Year	Florida State Results	FSU Seed
1968	Midwest Regional First Round	n/a
1972	NCAA National Championship Game	n/a
1978	Midwest Regional First Round	n/a
1980	Midwest Regional Second Round	8
1988	West Regional First Round	12
1989	Southeast Regional First Round	4
1991	Southeast Regional Second Round	7
1992	West Regional Semifinals	3
1993	Southeast Regional Finals	3
1998	Midwest Regional Second Round	12
2009	East Regional First Round	5
2010	West Regional First Round	9
2011	Southwest Regional Semifinals	10
2012	East Regional Third Round	3

1968

Midwest Regional First Round

Site: Kent, Ohio
 Date: March 9, 1968
 East Tennessee State 79, Florida State 69

1972

NATIONAL CHAMPIONSHIP GAME

Midwest Regional First Round
 Site: Knoxville, Tenn.
 Date: March 11, 1972
 Florida State 83, Eastern Kentucky 81

Midwest Regional Semifinals/Finals

Site: Dayton, Ohio
 Dates: March 16-18, 1972
 Florida State 70, Minnesota 56
 Florida State 73, Kentucky 54

NCAA Semifinals/Finals

Site: Los Angeles, Calif.
 Dates: March 23-25, 1972
 Florida State 79, North Carolina 75
 UCLA 81, Florida State 76

1978

Midwest Regional First Round

Site: Knoxville, Tenn.
 Date: March 11, 1978
 Kentucky 85, Florida State 76

1980

Midwest Regional Second Round

Site: Bowling Green, Ken.
 Dates: March 7-9, 1980
 No. 8 Florida State 94, No. 9 Toledo 91
 No. 1 Kentucky 97, No. 8 Florida State 78

1988

West Regional First Round

Site: Los Angeles, Calif.
 Date: March 18, 1988
 No. 5 Iowa 102, No. 12 Florida State 98

1989

Southeast Regional First Round

Site: Knoxville, Tenn.
 Date: March 16, 1989
 No. 13 Middle Tennessee State 97, No. 4 Florida State 83

1991

Southeast Regional Second Round

Site: Louisville, Ken.
 Date: March 14-16, 1991
 No. 7 Florida State 75, No. 10 Southern California 72
 No. 2 Indiana 82, No. 7 Florida State 60

1992

WEST REGIONAL SEMIFINALS

West Regional First and Second Rounds
 Site: Boise, Idaho
 Dates: March 19-21, 1992
 No. 3 Florida State 78, No. 14 Montana 68
 No. 3 Florida State 78, No. 6 Georgetown 68

West Regional Semifinals

Site: Albuquerque, N.M.
 Date: March 26, 1992
 No. 2 Indiana 85, No. 3 Florida State 74

1993

SOUTHEAST REGIONAL FINALS

Southeast Regional First and Second Rounds

Site: Orlando, Fla.
 Date: March 18-20, 1993
 No. 3 Florida State 82, No. 14 Evansville 70
 No. 3 Florida State 94, No. 11 Tulane 63

Southeast Regional Semifinals and Finals

Site: Charlotte, N.C.
 Date: March 25-27, 1993
 No. 3 Florida State 81, No. 7 Western Kentucky 78 (OT)
 No. 1 Kentucky 106, No. 3 Florida State 81

1998

Midwest Regional Second Round

Site: Oklahoma City, Okla.
 Dates: March 13-15, 1998
 No. 12 Florida State 96, No. 5 Texas Christian 87
 No. 13 Valparaiso 83, No. 12 Florida State 77 (OT)

2009

East Regional First Round

Site: Boise, Idaho
 Dates: March 20, 2009
 No. 12 Wisconsin 61, Florida State 59 (OT)

2010

West Regional First Round

Site: Buffalo, N.Y.
 Dates: March 18, 2010
 No. 8 Gonzaga 67, Florida State 60

2011

SOUTHWEST REGIONAL SEMIFINALS

Southeast Regional Second and Third Rounds
 Site: Chicago, Ill.
 Dates: March 18-20, 2011
 No. 10 Florida State 57, No. 7 Texas A&M 50
 No. 10 Florida State 71, No. 2 Notre Dame 57

Southeast Regional Semifinals

Site: San Antonio, Texas
 No. 11 VCU 72, Florida State 71 (OT)

2012

EAST REGIONAL THIRD ROUND

East Regional Second and Third Rounds
 Site: Nashville, Tenn.
 Dates: March 16-18, 2012
 No. 3 Florida State 66, No. 14 St. Bonaventure 63
 No. 6 Cincinnati 62, No. 3 Florida State 56

NIT APPEARANCES: 8

Overall Record: 10-8 (.556 winning percentage)

Overall Appearances:

Year	Florida State Results
1984	Second Round (1-1)
1987	Second Round (1-1)
1997	National Runners-Up (4-1)
2004	Second Round (1-1)
2006	Second Round (1-1)
2007	Quarterfinal Round (2-1)
2008	First Round (0-1)
2013	First Round (0-1)

1984

First Round

Site: Raleigh, N.C.
 Date: March 15, 1984
 Florida State 74, NC State 71 (OT)

Second Round

Site: Greensboro, N.C.
 Date: March 18, 1984
 Pittsburgh 66, Florida State 63

1987

First Round

Site: Tallahassee, Fla.
 Date: March 12, 1987
 Florida State 107, Rhode Island 92

Second Round

Site: Nashville, Tenn.
 Date: March 16, 1987
 Vanderbilt 109, Florida State 92

1997

CHAMPIONSHIP FINALS

First Round

Site: Syracuse, N.Y.
 Date: March 12, 1997
 Florida State 82, Syracuse 67

Second Round

Site: Tallahassee, Fla.
 Date: March 17, 1997
 Florida State 68, Michigan State 63

Third Round

Site: Morgantown, W.V.
 Date: March 19, 1997
 Florida State 76, West Virginia 71

Semifinals

Site: New York, N.Y.
 Date: March 25, 1997
 Florida State 71, Connecticut 65

Championship

Site: New York, N.Y.
 Date: March 27, 1997
 Michigan 82, Florida State 73

2004

First Round

Site: Wichita, Kan.
 Date: March 17, 2004
 Florida State 91, Wichita State 84 (2OT)

Second Round

Site: Tallahassee, Fla.
 Date: March 23, 2004
 Iowa State 62, Florida State 59

2006

First Round

Site: Tallahassee, Fla.
 Date: March 17, 2006
 Florida State 67, Butler 64

Second Round

Site: Tallahassee, Fla.
 Date: March 21, 2006
 South Carolina 69, Florida State 68 (OT)

2007

QUARTERFINAL ROUND

First Round

Site: Tallahassee, Fla.
 Date: March 13, 2007
 Florida State 77, Toledo 61

Second Round

Site: Tallahassee, Fla.
 Date: March 15, 2007
 Florida State 87, Michigan 66

Quarterfinal Round

Site: Starkville, Miss.
 Date: March 20, 2007
 Mississippi State 86, Florida State 71

2008

First Round

Site: Tallahassee, Fla.
 Date: March 18, 2008
 Akron 65, Florida State 60 (OT)

2013

First Round

Site: Tallahassee, Fla.
 Date: March 19, 2013
 Louisiana Tech 71, Florida State 66



TOURNAMENT HISTORY

CONFERENCE TOURNAMENT HISTORY

ACC RESULTS

1992

Charlotte Coliseum, Charlotte, NC
Florida State 93, NC State 80
(Quarterfinals)
North Carolina 80, Florida State 76
(Semifinals)

1993

Charlotte Coliseum, Charlotte, NC
Clemson 87, Florida State 75
(Quarterfinals)

1994

Charlotte Coliseum, Charlotte, NC
North Carolina 83, Florida State 69
(Quarterfinals)

1995

Greensboro Coliseum, Greensboro, NC
Maryland 71, Florida State 64
(Quarterfinals)

1996

Greensboro Coliseum, Greensboro, NC
NC State 80, Florida State 65 (First Round)

1997

Greensboro Coliseum, Greensboro, NC
Wake Forest 66, Florida State 65
(Quarterfinals)

1998

Greensboro Coliseum, Greensboro, NC
NC State 65, Florida State 63 (First Round)

1999

Charlotte Coliseum, Charlotte, NC
Florida State 87, Clemson 85 (OT)
(First Round)
Maryland 93, Florida State 69
(Quarterfinals)

2000

Charlotte Coliseum, Charlotte, NC
Florida State 63, Georgia Tech 62
(First Round)
Maryland 82, Florida State 61
(Quarterfinals)

2001

Georgia Dome, Atlanta, GA
Clemson 66, Florida State 64
(First Round)

2002

Charlotte Coliseum, Charlotte, NC
Florida State 91, Clemson 84 (OT)
(First Round)
Maryland 85, Florida State 59
(Quarterfinals)

2003

Greensboro Coliseum, Greensboro, NC
Florida State 72, Clemson 61
(First Round)
Wake Forest 69, Florida State 61
(Quarterfinals)

2004

Greensboro Coliseum, Greensboro, NC
NC State 78, Florida State 71
(Quarterfinals)

2005

MCI Center, Washington, D.C.
NC State 70, Florida State 54
(First Round)

2006

Greensboro Coliseum, Greensboro, NC
Wake Forest 78, Florida State 66
(First Round)

2007

St. Pete Times Forum, Tampa, FL
Florida State 67, Clemson 66
(First Round)
North Carolina 73, Florida State 58
(Quarterfinals)

2008

Charlotte Bobcats Arena, Charlotte, NC
Florida State 70, Wake Forest 60
(First Round)
North Carolina 82, Florida State 70
(Quarterfinals)

2009

Georgia Dome, Atlanta, GA
Florida State 64, Georgia Tech 62
(Quarterfinals)
Florida State 73, North Carolina 70
(Semifinals)
Duke 79, Florida State 69
(Champion)

2010

Greensboro Coliseum, Greensboro, N.C.
NC State 58, Florida State 52
(Quarterfinals)

2011

Greensboro Coliseum, Greensboro, N.C.
Virginia Tech 52, Florida State 51
(Quarterfinals)

2012

Philips Arena, Atlanta, Ga.
Florida State 82, Miami 71
(First Round)
Florida State 62, Duke 59
(Semifinals)
Florida State 85, North Carolina 82
(Champion)

2013

Greensboro Coliseum, Greensboro, N.C.
Florida State 73, Clemson 69
(First Round)
North Carolina 83, Florida State 62
(Quarterfinals)

METRO RESULTS

1977

Mid-South Coliseum, Memphis, TN
Georgia Tech 72, Florida State 67
(First Round)

1978

Riverfront Coliseum, Cincinnati, OH
Florida State 71, Georgia Tech 69
(Semifinals)
Louisville 94, Florida State 93
(Championship)

1979

Mid-South Coliseum, Memphis, TN
Florida State 101, Tulane 92
(First Round)
Florida State 35, Memphis State 34
(Semifinals)
Virginia Tech 68, Florida State 60
(Championship)

1980

Freedom Hall, Louisville, KY
Florida State 85, Tulane 73
(First Round)
Florida State 79, Cincinnati 69
(Semifinals)
Louisville 81, Florida State 72
(Championship)

1981

Freedom Hall, Louisville, KY
Florida State 84, St. Louis 77
(First Round)
Cincinnati 58, Florida State 57
(Semifinals)

1982

Mid-South Coliseum, Memphis, TN
Florida State 54, Tulane 49
(First Round)
Louisville 97, Florida State 73
(Semifinals)

1983

Riverfront Coliseum, Cincinnati, OH
Memphis State 84, Florida State 74
(Semifinals)

1984

Mid-South Coliseum, Memphis, TN
Florida State 72, South Carolina 65
(First Round)
Memphis State 65, Florida State 63
(Semifinals)

1985

Freedom Hall, Louisville, KY
Florida State 97, Virginia Tech 93
(First Round)
Florida State 75, Cincinnati 65
(Semifinals)

Memphis State 90, Florida State 86 (OT)
(Championship)

1986

Freedom Hall, Louisville, KY
Florida State 77, Virginia Tech 76
(First Round)
Memphis State 73, Florida State 71
(Semifinals)

1987

Freedom Hall, Louisville, KY
South Carolina 86, Florida State 85
(First Round)

1988

Mid-South Coliseum, Memphis, TN
Florida State 84, Cincinnati 74
(First Round)
Memphis State 81, Florida State 74
(Semifinals)

1989

Carolina Coliseum, Columbia, SC
Florida State 80, South Carolina 63
(Semifinals)
Louisville 87, Florida State 80
(Championship)

1990

Gulf Coast Coliseum, Biloxi, MS
Cincinnati 65, Florida State 64 (OT)
(First Round)

1991

Roanoke Civic Center, Roanoke, VA
Florida State 65, South Carolina 55
(First Round)
Florida State 91, Virginia Tech 71
(Semifinals)
Florida State 76, Louisville 69
(Champion)

NCAA TOURNAMENT HISTORY

YEAR	REGIONAL	OPPONENT	W/L	SCORE	SEED
1967-68	Midwest First Round	East Tennessee State	L	69-79	—
1971-72	Midwest First Round	Eastern Kentucky	W	83-81	—
	Midwest Regional Series	Minnesota	W	70-56	—
	Midwest Regional Final	Kentucky	W	73-54	—
	Final Four	North Carolina	W	79-75	—
	National Championship Game	UCLA	L	76-81	—
1977-78	Midwest First Round	Kentucky	L	76-85	—
1979-80	Midwest First Round	No. 9 Toledo	W	94-91	No. 8
	Midwest Second Round	No. 1 Kentucky	L	78-97	—
	West First Round	No. 5 Iowa	L	98-102	No. 12
1987-88	Southeast First Round	No. 13 Middle Tenn. State	L	83-97	No. 4
1988-89	Midwest First Round	No. 10 Southern California	W	75-72	No. 7
1990-91	Midwest Second Round	No. 2 Indiana	L	60-82	—
	West First Round	No. 14 Montana	W	78-68	No. 3
	West Second Round	No. 6 Georgetown	W	78-68	—
	West Regional Series	No. 2 Indiana	L	74-85	—
1992-93	Southeast First Round	No. 14 Evansville	W	82-70	No. 3
	Southeast Second Round	No. 11 Tulane	W	94-63	—
	Southeast Regional Semis	No. 7 W. Kentucky	W	81-78	—
	Southeast Regional Final	No. 1 Kentucky	L	81-106	—
1997-98	Midwest First Round	No. 5 Texas Christian	W	96-87	No. 12
	Midwest Second Round	No. 13 Valparaiso	L	77-83 (OT)	—
2008-09	East First Round	No. 12 Wisconsin	L	59-61 (OT)	No. 5
2009-10	West First Round	No. 8 Gonzaga	L	60-67	No. 9
2010-11	Southeast Semifinals	No. 7 Texas A&M	W	57-50	—
		No. 2 Notre Dame	W	71-57	—
		No. 11 VCU	L	71-72 (OT)	—
2011-12	East Third Round	No. 14 St. Bonaventure	W	66-63	No. 3
		No. 6 Cincinnati	L	56-62	--




NCAA TOURNAMENT HISTORY



David Cowens helped Florida State to its first berth in the NCAA Tournament.



Florida State played in the 1972 NCAA National Championship game against UCLA.



Rodney Dobard helped Florida State win six NCAA Tournament games in three different seasons.

1967-68: Dave Cowens and Florida State make their first appearance in the tournament.

Led by sophomore Dave Cowens, Florida State made its first NCAA Tournament appearance during the 1967-68 season. The Seminoles finished the year with a 19-8 record after a 79-69 loss to East Tennessee State in the first round of the Mideast Regional. Cowens had an outstanding season averaging 18.8 points and 17.0 rebounds per game while hitting 53.8 percent (206-of-383) from the floor. Junior Jeff Hogan (15.8 ppg) and sophomore Jan Gies (12.7 ppg) also averaged in double figures for head coach Hugh Durham's second FSU team.

1971-72: The upstart Seminoles shock the college basketball world.

Entering the 1971-72 season, Florida State head coach Hugh Durham had one primary goal for his players. Said Durham prior to the season, "I want to get our players to play to their potential. If they do that, the wins will take care of themselves." By any standard, Durham succeeded. That season, Florida State fielded its most successful team in school history, winning a program-record 27 games against just six losses. The season culminated with an NCAA Mideast Regional Championship, a trip to the Final Four and a date with five-time defending national champion UCLA and legendary coach John Wooden in the national championship game. Along the way to the title game, Florida State knocked off perennial powers Minnesota, Kentucky and North Carolina. In the championship game, FSU fell just five points short of a national championship, going down 81-76 to the Bruins.

1977-78: Coach Hugh Durham takes his final Seminole team back to the tournament.

Florida State found its way back to the NCAA Tournament in head coach Hugh Durham's final season at FSU, 1977-78. The Seminoles rolled through the Metro Conference to win the league's regular season title with an 11-1 record before falling in the conference tournament title game to Louisville 94-93. FSU's season



George McCloud helped Florida State reach the 1988 NCAA Tournament with an 18.2 points per game average for the season.

ended in the NCAA Mideast Regional when it lost to eventual national champion Kentucky 85-76. Harry Davis capped his Seminole career by leading Florida State in scoring (19.5 ppg) and rebounding (7.4 rpg).

1979-80: Coach Joe Williams takes the Seminoles back to the tournament in only his second year.

The trio of guard Mickey Dillard, forward Murray Brown and center Elvis Rolle helped Florida State to its second postseason appearance in three seasons with its trip to the 1980 NCAA Tournament. The Seminoles posted a 22-9 record and finished as Metro Conference runners-up. FSU beat Toledo 94-91 in the first round of the NCAA Mideast Regional for its first postseason win in eight years before being eliminated by Kentucky. Dillard led Florida State with a 20.4 points per game scoring average while Brown (18.6) and Rolle (15.3) also averaged in double figures for head coach Joe Williams' club.

1987-88: Coach Pat Kennedy's Cinderella Seminoles return to the NCAA show after seven years.

Head coach Pat Kennedy's second team at Florida State returned to the NCAA Tournament after a seven-year absence. The Seminoles' Cinderella season began with low expectations as the Tribe had been picked to finish near the basement of the Metro Conference standings. But two personnel decisions turned the season into a satisfying one for Seminole fans. The first was to move a previously overweight, seldom-used forward to point guard and the other was to offer a scholarship to a junior college transfer whose left leg was shorter than his right. The twosome - George McCloud (point guard) and Tony Dawson (junior college transfer) - transformed FSU into an NCAA Tournament club that earned the 12th seed in the West Regional before falling to Iowa 102-98 in the first round. McCloud (18.2 ppg) and Dawson (17.9 ppg) both averaged more than 17 points per game for the 19-11 Seminoles.

1988-89: FSU returns for second year in a row.

Florida State used the 1988-89 season to serve as a national coming-out party. The Seminoles topped one outstanding season with another, making the NCAA Tournament in consecutive seasons for the first time in school history. FSU, which returned four starters from the previous year, opened the season by winning 16 of its first 17 games, the best start in school history, and rose to as high as No. 8 in the national polls. The Seminoles also won the Metro Conference regular season crown, earned the fourth seed in the NCAA Southeast Regional and finished with a 22-8 record. George McCloud (22.8 ppg)



NCAA TOURNAMENT HISTORY

and Tony Dawson (21.0 ppg) again led FSU by both averaging at least 21.0 points per game.

1990-91: Charlie Ward makes the difference, as Seminoles advance to second round.

After a one-year absence, Florida State returned to the NCAA Tournament in 1990-91. Heading into the season, most experts thought that it would be head coach Pat Kennedy's most challenging since coming to Tallahassee. The Seminoles struggled early in the season and opened the year just 5-5. But in game 11 head coach Pat Kennedy inserted Charlie Ward in the starting lineup at point guard and FSU began to surge. Florida State won 12 of its final 17 games and rolled through the Metro Conference Tournament in three games to claim its first tournament title in its final season in the league. The Seminoles were the seventh seed in the NCAA Tournament's Midwest Regional and defeated USC in the first round 75-72, for FSU's first tournament wins since 1980. Florida State's season would end with a 21-11 record after a second-round loss to Indiana.

1991-92: Another Seminole Cinderella squad makes the Sweet 16.

Not many college basketball experts predicted that Florida State's first game and season in the Atlantic Coast Conference would be so successful. The Seminoles' first game turned out to be one of the greatest wins in school history and the season was one of the finest in program annals. FSU's ACC opener at North Carolina would provide a glimpse of what was to follow that season. Playing without star forward Doug Edwards and with just one senior on the roster, the Seminoles went into the Dean Smith Center and stunned the fifth-ranked Tar Heels 86-74 before more than 19,000. Florida State rolled on to a 22-10 record, an 11-5 conference record and second-place finish, and an appearance in the NCAA Tournament's Sweet 16. Seeded third in the West Regional, FSU defeated Montana and Georgetown before giving Indiana everything it could handle in defeat.

1992-93: Another step up the ladder: The Elite Eight.

One year after advancing to the Sweet 16 of the NCAA Tournament, the 1992-93 Seminoles did their predecessor one better - a trip to the Elite Eight. The second-most successful season in Florida State basketball history ended just 40 minutes shy of the Final Four with a loss to Kentucky in the Southeast Regional Championship Game. Led by the quintet of Sam Cassell, Rodney Dobard, Doug Edwards, Bob Sura and Charlie Ward, the Seminoles went 25-10, including a 12-4 mark in the ACC. Florida State's 25 wins were the second most in school history.

1997-98: In his first year, Coach Steve Robinson takes the Seminoles back to the big show.

Steve Robinson's first season as the Seminoles' head coach was a successful one as he took his team back to the NCAA Tournament. Florida State opened the season by winning 12 of its first 14 games, including an 84-79 win over defending national champion Arizona in Tallahassee. After a late season stumble, FSU picked itself back up in the first round of the NCAA Tournament's Midwest Regional. The Seminoles, seeded 12th, played one of their best games of the year in beating No. 5 Texas Christian 96-87. Florida State's season would end in the second round with a heart-breaking 83-77 overtime loss to Valparaiso and an 18-14 record.

2008-09: Leonard Hamilton Returns Seminoles To NCAA Tournament

Leonard Hamilton, who was named the 2009 National Coach of the Year by Basketball Times and the ACC Coach of the Year by the Atlantic Coast Sports Media Association, guided the Florida State men's basketball team to one of the most successful seasons in school history in 2009. The Seminoles finished the season with a 25-10 record, a No. 5 seed in the NCAA Tournament and the first ACC Championship game appearance in school history. The Seminoles defeated four ranked teams including No. 1 North Carolina in the semifinals of the ACC Tournament during the season. The Seminoles faced No. 12 seed Wisconsin in a dreaded five-12 game and lost in the first round to the Badgers, 61-59 in overtime in Boise, Id.

2010-11: SEMINOLES WIN THEIR WAY BACK TO THE SWEET 16

With victories over No. 2 seeded and No. 5 ranked Notre Dame and No. 7 seeded and No. 20 ranked Texas A&M, the Seminoles advanced to the Sweet 16 of the NCAA Tournament for the fourth time in school history and the first time since 1993. It marked the second time in school history that Florida State had defeated two ranked teams in the same NCAA Tournament. With four victories over ranked teams during the season - including No. 1 Duke - the Seminoles finished the season with a 23-11 overall record and an 11-5 mark in the ACC. Florida State was the best defensive team in the nation for the second consecutive season as it led the nation in field goal percentage defense and ranked fifth nationally in blocked shots. The Seminoles defeated Texas A&M and Notre Dame in the second and third rounds of the NCAA Tournament before falling to VCU in the Southeast Regional semifinals.



Tony Dawson led Florida State to the NCAA Tournament in both 1988 and 1989.



Bob Sura, Florida State's all-time leading scorer, played in the 1992 and 1993 NCAA Tournaments.



Leonard Hamilton led the Seminoles to a No. 5 seed in the 2009 NCAA Tournament.



Florida State advanced to the Sweet 16 of the 2011 NCAA Tournament.


2013-14 MEN'S BASKETBALL

SERIES RECORDS

SERIES RECORDS GAME BY GAME
Opponent (Games Played) Record

Air Force (1)	0-1
Akron (1)	0-1
Alabama (16)	8-8
Alabama-Birmingham (3)	3-0
Alabama A&M (1)	1-0
Alabama State (3)	3-0
Alaska-Anchorage (1)	1-0
Alcorn State (2)	2-0
American (1)	0-1
Arizona (4)	3-1
Arkansas (2)	1-1
Arkansas-Little Rock (1)	1-0
Arkansas State (2)	1-1
Army (3)	1-2
Auburn (31)	8-23
Austin Peay (1)	1-0
Baylor (3)	3-0
Beloit (1)	0-1
Bethune-Cookman (1)	1-0
Binghamton (1)	1-0
Birmingham Southern (4)	2-2
Boston College (10)	5-5
Boston University (3)	1-2
Bowling Green (1)	1-0
Bradley (1)	0-1
Brigham Young (2)	1-1
Bucknell (1)	1-0
Buffalo (1)	1-0
Butler (5)	2-3
Cal (1)	1-0
California (Pa.) (1)	1-0
California-Irvine (1)	1-0
California-Santa Barbara (1)	1-0
California State-Bakersfield (1)	1-0
Campbell (2)	2-0
Canisius (2)	1-1
Centenary (5)	2-3
Central Connecticut State (1)	1-0
Central Florida (9)	9-0
Central Methodist (MO) (2)	0-2
Charleston, College of (3)	3-0
Charleston Southern (6) (formerly Baptist College)	6-0
Chicago State (1)	1-0
Cincinnati (38)	22-16
The Citadel (9)	5-4
Clemson (62)	34-28
Cleveland State (4)	2-2
Coastal Carolina (2)	2-0
Colorado State (1)	1-0
Connecticut (7)	4-3
Creighton (1)	0-1
Culver-Stockton (1)	0-1
Davidson (1)	1-0
Dayton (6)	3-3
Denver (1)	1-0
DePaul (5)	2-3
Detroit-Mercy (1)	1-0
Drury (1)	0-1
Duke (41)	9-32
Duquesne (4)	2-2
East Carolina (1)	1-0
East Tennessee State (4)	1-3
Eastern Kentucky (7)	6-1
Eckerd (1)	1-0
Elon (1)	1-0
Erskine (2)	1-1
Evansville (2)	1-1
Fairleigh Dickinson (3)	3-0

Opponent (Games Played) Record

Florida (64)	22-42
Florida A&M (5)	5-0
Florida Atlantic (4)	4-0
Florida Institute of Technology (1)	1-0
Florida International (10)	9-1
Florida Presbyterian (1)	1-0
Florida Southern (30)	23-7
Furman (10)	7-3
Gardner Webb (1)	1-0
George Washington (2)	2-0
Georgetown (3)	3-0
Georgetown College (1)	1-0
Georgia (31)	19-12
Georgia Southern (19)	15-4
Georgia State (7)	7-0
Georgia Tech (64)	37-27
Gonzaga (1)	0-1
Hardin-Simmons (1)	1-0
Hartford (1)	1-0
Hawaii (4)	2-2
Harvard (1)	0-1
High Point (1)	1-0
Hofstra (3)	3-0
Houston (5)	2-3
Howard (1)	1-0
Idaho (1)	1-0
Illinois State (4)	3-1
Indiana (4)	0-4
Indiana State (1)	0-1
Iona (1)	1-0
Iowa (2)	1-1
Iowa State (2)	1-1
Jacksonville (65)	46-19
Jacksonville State (Ala.) (2)	2-0
James Madison (2)	2-0
Kansas (2)	0-2
Kansas State (2)	0-2
Kent State (3)	1-2
Kentucky (8)	2-6
La Salle (4)	3-1
Lafayette (1)	1-0
Lamar (1)	1-0
Lambuth (2)	0-2
Lipscomb (2)	1-1
Louisiana-Lafayette (4)	4-0
Louisiana Monroe (2)	2-0
Louisiana State (5)	2-3
Louisiana Tech (1)	0-1
Louisville (39)	9-30
Loyola-Maryland (1)	1-0
Loyola Marymount (2)	2-0
Loyola of New Orleans (21)	8-13
Maine (3)	3-0
Manhattan (2)	2-0
Marist (1)	1-0
Marquette (4)	2-2
Marshall (4)	1-3
Maryland (52)	13-39
Maryland-Baltimore County (2)	2-0
Maryland-Eastern Shore (1)	1-0
Massachusetts (6)	3-3
McNeese State (1)	1-0
Memphis State (53)	22-31
Mercer (25)	16-9
Miami (Fla.) (71)	40-31
Miami (Ohio) (1)	0-1
Michigan (2)	1-1
Michigan State (2)	1-1
Middle Tennessee State (1)	0-1
Millikin (1)	0-1
Millsaps (2)	2-0

Opponent (Games Played) Record

Minnesota (8)	4-4
Mississippi (4)	3-1
Mississippi College (6)	5-1
Mississippi State (8)	4-4
Missouri (3)	2-1
Missouri State (1)	0-1
Missouri Western (1)	1-0
Monmouth College (2)	2-0
Montana (1)	1-0
Montana State (1)	1-0
Morehead State (2)	1-1
Morgan State (3)	3-0
Morningside (1)	1-0
Mount Saint Mary's (1)	1-0
Murray State (3)	2-1
Navy (1)	1-0
Nebraska (1)	1-0
Nevada-Las Vegas (1)	0-1
New Hampshire (1)	1-0
New Mexico (4)	3-1
New Orleans (5)	3-2
New York University (1)	1-0
Nicholls State (2)	2-0
Norfolk State (1)	1-0
North Carolina (57)	12-45
North Carolina State (50)	22-28
North Florida (2)	2-0
Northwestern (5)	3-2
Notre Dame (1)	1-0
Oglethorpe (3)	2-1
Ohio (2)	1-1
Ohio State (6)	0-6
Oklahoma (2)	0-2
Oklahoma City (6)	4-2
Oklahoma State (1)	0-1
Old Dominion (1)	0-1
Oral Roberts (2)	2-0
Oregon (1)	1-0
Oregon State (3)	2-1
Palm Beach Atlantic (1)	1-0
Panama Nationals (1)	1-0
Paris Island Marines (2)	0-2
Penn State (4)	3-1
Pepperdine (3)	3-0
Pittsburgh (10)	1-9
Princeton (3)	0-3
Providence (2)	1-1
Purdue (2)	2-0
Radford (1)	1-0
Rhode Island (3)	3-0
Rhodes College (1)	0-1
Rice (7)	5-2
Richmond (4)	1-3
Rider (1)	1-0
Robert Morris (1)	1-0
Rollins (22)	20-2
Rutgers (1)	1-0
Saint Bonaventure (1)	1-0
Saint Joseph's (Pa.) (2)	2-0
Saint Leo (3)	3-0
Saint Louis (12)	11-1
Saint Peter's (1)	1-0
Saint Thomas (6)	6-0
Sam Houston State (1)	1-0
Samford (Howard) (11)	11-0
San Diego State (1)	0-1
San Francisco (1)	0-1
Santa Clara (2)	1-1
Savannah State (3)	3-0
Seton Hall (4)	3-1
Sewanee (6)	3-3

Opponent (Games Played) Record

Shawnee State (1)	1-0
Siena (1)	1-0
South Alabama (13)	10-3
South Carolina (30)	16-14
South Carolina-Aiken (1)	1-0
South Carolina-Spartanburg (1)	1-0
South Carolina State (1)	1-0
South Dakota (1)	1-0
South Dakota State (1)	1-0
South Florida (32)	20-12
Southeast Missouri State (1)	1-0
Southeastern Louisiana (1)	1-0
Southern California (4)	2-2
Southern Illinois (2)	1-1
Southern Methodist (1)	1-0
Southern Mississippi (24)	16-8
Southern University (1)	1-0
Spring Hill (6)	3-3
Stetson (52)	41-11
Steubenville (1)	0-1
Syracuse (4)	1-3
Tampa (39)	31-8
Temple (3)	1-2
Tennessee (8)	3-5
Tennessee-Chattanooga (2)	2-0
Tennessee-Martin (2)	2-0
Tennessee State (1)	1-0
Tennessee Tech (2)	2-0
Texas (2)	2-0
Texas A&M (4)	3-1
Texas A&M-Corpus Christi (4)	3-1
Texas Christian (3)	1-2
Texas Pan American (2)	2-0
Texas Southern (2)	2-0
Toledo (3)	3-0
Troy State (9)	8-1
Tulane (35)	23-12
Tulsa (4)	4-0
UCLA (2)	0-2
UNC Asheville (3)	3-0
UNC Charlotte (5)	3-2
UNC Greensboro (4)	4-0
Union (TN) (1)	0-1
Utah State (1)	1-0
Valdosta State (15)	15-0
Valparaiso (1)	0-1
Vanderbilt (4)	1-3
Vermont (1)	1-0
Villanova (1)	0-1
Virginia (40)	22-18
VCU (1)	0-1
Virginia Military (3)	2-1
Virginia Tech (47)	27-20
Wagner (1)	1-0
Wake Forest (45)	21-24
Washington (2)	1-0
Washington State (1)	1-0
West Virginia (4)	1-3
Western Carolina (3)	2-1
Western Illinois (1)	1-0
Western Kentucky (7)	7-0
Wichita State (1)	1-0
Wisconsin (3)	0-3
Wisconsin-Green Bay (1)	1-0
Wisconsin-Milwaukee (3)	3-0
Wofford (2)	0-2
Xavier (Ohio) (1)	0-1

SERIES RECORDS

Air Force (0-1)			
H-0-0; A-0-0; N-0-1			
Dec. 26, 1963	N	L	53-78
Akron (0-1)			
H-0-1; A-0-0; N-0-0			
March 18, 2008	H	L	(OT) 60-65
Alabama (8-8)			
H-4-1; A-2-5; N-2-2			
Dec. 14, 1959	A	W	86-74
Jan. 31, 1961	H	W	68-57
Jan. 31, 1962	A	L	57-72
Dec. 10, 1962	H	W	72-53
Dec. 28, 1962	N	W	49-48
Jan. 28, 1963	N	W	63-61

Dec. 9, 1963	A	L	53-62
Jan. 29, 1964	H	W	95-77
Dec. 7, 1964	A	L	73-76
Jan. 30, 1965	H	L	66-75
Dec. 28, 1965	A	L	69-80
Dec. 22, 1972	N	L	68-74
Dec. 20, 1975	N	L	72-76
Dec. 16, 1985	A	L	89-100
Dec. 6, 1986	H	W	72-71
Nov. 27, 2009	N	W	60-51
Alabama A&M (1-0)			
H-1-0; A-0-0; N-0-0			
Dec. 31, 2009	H	W	81-34
Alabama-Birmingham (3-0)			
H-1-0; A-1-0; N-1-0			

Dec. 30, 1978	A	W	85-66
Feb. 20, 1980	H	W	89-87
Nov. 16, 2007	N	W	78-70
Alabama State (3-0)			
H-3-0; A-0-0; N-0-0			
Feb. 24, 1988	H	W	108-90
Feb. 13, 1991	H	W	113-88
Feb. 19, 1997	H	W	94-49
Alaska-Anchorage (1-0)			
H-0-0; A-0-0; N-1-0			
Nov. 25, 1989	N	W	75-74
Alcorn State (2-0)			
H-1-0; A-0-0; N-1-0			
Dec. 29, 1986	N	W	84-62

Nov. 21, 2005	H	W	85-67
American (0-1)			
H-0-1; A-0-0; N-0-0			
Dec. 22, 2001	H	L	72-77
Arizona (3-1)			
H-2-0; A-1-1; N-0-0			
Jan. 5, 1970	A	W	87-78
Dec. 31, 1970	H	W	95-85
Dec. 6, 1994	A	L	78-96
Dec. 23, 1997	H	W	84-79
Arkansas (1-1)			
H-0-1; A-0-0; N-1-0			
Jan. 18, 1989	N	W	112-105
Jan. 21, 1991	H	L	92-109



SERIES RECORDS

SERIES RECORDS - GAME-BY-GAME

Arkansas-Little Rock (1-0)			
H-1-0; A-0-0; N-0-0			
Dec. 22, 1992.....	H	W	95-64
Arkansas State (1-1)			
H-1-0; A-0-1; N-0-0			
Feb. 4, 1953.....	A	L	77-88
Feb. 20, 1954.....	H	W	78-68
Army (1-2)			
H-0-1; A-0-0; N-1-1			
Feb. 7, 1957.....	H	L	62-71
Dec. 29, 1969.....	N	W	86-51
Dec. 29, 1976.....	N	L	71-72
Auburn (8-23)			
H-6-8; A-2-10; N-0-5			
Dec. 17, 1958.....	A	L	74-95
Dec. 29, 1958.....	H	L	62-69
Dec. 12, 1959.....	A	L	58-62
Dec. 28, 1959.....	H	L	63-76
Dec. 10, 1960.....	A	L	57-74
Jan. 17, 1961.....	N	L	67-74
Dec. 9, 1961.....	A	W	56-52
Dec. 30, 1961.....	H	L	57-62
Dec. 8, 1962.....	A	L	47-65
Dec. 21, 1962.....	H	L	70-77
Dec. 7, 1963.....	H	W	69-67
Jan. 28, 1964.....	A	L	59-63
Dec. 5, 1964.....	A	L	68-92
Jan. 25, 1965.....	H	W	58-55
Dec. 21, 1965.....	N	L	58-59
Dec. 27, 1965.....	N	L	64-80
Dec. 27, 1966.....	N	L	59-67
Dec. 4, 1978.....	A	W	71-70
Feb. 4, 1980.....	H	W	73-69
Dec. 17, 1980.....	N	L	74-78
Dec. 19, 1981.....	H	L	76-77
Dec. 1, 1982.....	A	L	68-78
Dec. 5, 1983.....	H	L	69-76
Dec. 3, 1989.....	H	W	82-78
Dec. 15, 1990.....	H	L	96-99
Dec. 6, 1998.....	H	L	68-80
Dec. 5, 1999.....	A	L	54-55
Dec. 17, 2009.....	H	W	76-72
Jan. 3, 2011.....	A	L	60-65
Jan. 4, 2012.....	H	W	85-56
Jan. 2, 2013.....	A	L	72-78
Austin Peay (1-0)			
H-1-0; A-0-0; N-0-0			
Dec. 4, 1976.....	H	W	97-87
Baylor (3-0)			
H-0-0; A-0-0; N-3-0			
Dec. 19, 1964.....	N	W	84-62
Dec. 16, 1972.....	N	W	85-67
Dec. 25, 2010.....	N	W	68-61
Beloit (0-1)			
H-0-0; A-0-0; N-0-1			
March 9, 1955.....	N	L	88-110
Bethune-Cookman (1-0)			
H-1-0; A-0-0; N-0-0			
Dec. 5, 1993.....	H	W	80-70
Binghamton (1-0)			
H-1-0; A-0-0; N-0-0			
Dec. 21, 2000.....	H	W	79-57
Birmingham Southern (2-2)			
H-2-1; A-0-1; N-0-0			
Feb. 23, 1949.....	H	L	44-50
Jan. 21, 1950.....	A	L	45-55
Dec. 4, 2001.....	H	W	78-62
Dec. 15, 2004.....	H	W	56-47
Boston College (5-5)			
H-4-1; A-1-4; N-0-0			
Jan. 14, 2006.....	A	L	87-90
Jan. 23, 2007.....	A	L	82-85
Feb. 11, 2007.....	H	L	67-68
Feb. 23, 2008.....	H	L	66-63
Feb. 24, 2009.....	A	L	67-72
Jan. 30, 2010.....	A	W	61-57
Feb. 14, 2010.....	H	W	62-47
Jan. 22, 2011.....	H	W	67-51
Feb. 8, 2012.....	A	L	60-64
Feb. 16, 2013.....	H	W	69-66
Boston University (1-2)			
H-0-0; A-0-1; N-1-1			
Dec. 20, 1955.....	N	W	86-52
Dec. 28, 2002.....	N	L	69-84
Feb. 24, 2009.....	A	L	67-72

Bowling Green (1-1)			
H-0-0; A-0-0; N-1-0			
Dec. 17, 2005.....	N	W	71-60
Bradley (0-1)			
H-0-0; A-0-1; N-0-0			
Dec. 8, 1956.....	A	L	66-90
Brigham Young (1-1)			
H-0-0; A-0-0; N-1-1			
Dec. 29, 1972.....	N	L	77-80
Nov. 16, 2012.....	N	W	88-70
Bucknell (1-0)			
H-1-0; A-0-0; N-0-0			
Nov. 28, 1987.....	H	W	87-58
Buffalo (1-0)			
H-1-0; A-0-0; N-0-0			
Nov. 12, 2012.....	H	W	95-68
Butler (2-3)			
H-2-0; A-0-1; N-0-2			
Dec. 30, 1996.....	H	W	87-68
Dec. 23, 1998.....	A	L	65-77
March 17, 2006.....	H	W	67-63
Dec. 15, 2007.....	N	L	68-79
Dec. 23, 2010.....	N	L	64-67
California (1-0)			
H-0-0; A-0-0; N-1-0			
Nov. 29, 2008.....	N	W	80-77
California (Pa.) (1-0)			
H-0-0; A-0-0; N-1-0			
Jan. 9, 1986.....	H	W	113-75
California-Irvine (1-0)			
H-1-0; A-0-0; N-0-0			
Jan. 30, 1971.....	H	W	82-69
California-Santa Barbara (1-0)			
H-1-0; A-0-0; N-0-0			
Jan. 18, 1965.....	H	W	62-61
California State-Bakersfield (1-0)			
H-1-0; A-0-0; N-0-0			
Dec. 18, 1974.....	H	W	96-66
Campbell (2-0)			
H-2-0; A-0-0; N-0-0			
Dec. 29, 2001.....	H	W	93-47
Dec. 22, 2005.....	H	W	108-73
Canisius (1-1)			
H-1-0; A-0-1; N-0-0			
Feb. 6, 1974.....	H	W	91-74
Jan. 25, 1975.....	A	L	75-81
Centenary (2-3)			
H-2-0; A-0-3; N-0-0			
March 1, 1957.....	A	L	74-92
Feb. 2, 1959.....	A	L	63-87
Jan. 7, 1960.....	H	W	81-71
Feb. 11, 1963.....	H	W	82-68
Feb. 8, 1964.....	A	L	72-79
Central Connecticut State (1-0)			
(Formerly known as Connecticut St. Teachers)			
H-1-0; A-0-0; N-0-0			
Dec. 14, 1950.....	H	W	76-68
Central Florida (9-0)			
H-7-0; A-0-0; N-2-0			
Nov. 28, 1980.....	H	W	57-41
Nov. 26, 1983.....	H	W	95-56
Jan. 6, 1986.....	H	W	76-58
Jan. 26, 1987.....	H	W	76-57
Dec. 29, 1987.....	N	W	101-67
Jan. 28, 1988.....	H	W	93-69
Nov. 25, 1989.....	H	W	133-79
Dec. 28, 1989.....	N	W	97-64
Nov. 14, 2011.....	H	W	73-50
Central Methodist (Mo.) (0-2)			
H-0-1; A-0-1; N-0-0			
Dec. 19, 1949.....	A	L	50-62
Dec. 15, 1952.....	H	L	59-62
Charleston (3-0)			
H-2-0; A-1-0; N-0-0			
Dec. 15, 1949.....	H	W	72-37
Dec. 9, 1950.....	A	W	74-54
Dec. 18, 2007.....	H	W	66-61
Charleston Southern (6-0)			
(Formerly known as Baptist College)			
H-6-0; A-0-0; N-0-0			
Jan. 14, 1976.....	H	W	107-54

Feb. 5, 1977.....	H	W	139-72
Jan. 10, 1981.....	H	W	87-60
Jan. 18, 1984.....	H	W	92-75
Dec. 18, 2008.....	H	W	71-48
Dec. 5, 2011.....	H	W	76-51
Chicago State (1-0)			
H-0-0; A-0-0; N-1-0			
Dec. 20, 2003.....	N	W	47-42
Cincinnati (22-16)			
H-12-3; A-6-10; N-4-3			
March 4, 1972.....	A	L	64-88
Jan. 13, 1973.....	H	W	78-74
Feb. 10, 1973.....	A	L	62-89
Dec. 27, 1977.....	A	L	75-77
Jan. 17, 1978.....	H	W	76-66
Feb. 17, 1979.....	H	W	80-77
Feb. 2, 1980.....	A	W	54-52
Feb. 9, 1980.....	H	W	77-74
Feb. 29, 1980.....	N	W	79-69
Feb. 5, 1981.....	A	W	79-77
Jan. 14, 1981.....	H	L	79-80
March 6, 1981.....	N	L	57-58
Feb. 20, 1982.....	A	L	83-84
Feb. 27, 1982.....	H	L	71-73
Jan. 22, 1983.....	H	W	86-78
Feb. 5, 1983.....	A	L	48-63
Jan. 14, 1984.....	H	W	71-57
Feb. 29, 1984.....	A	W	85-64
Jan. 2, 1985.....	A	L	63-62
Feb. 27, 1985.....	H	W	86-60
March 8, 1985.....	N	W	76-65
Jan. 11, 1986.....	H	W	76-73
Feb. 15, 1986.....	A	L	72-78
Jan. 17, 1987.....	A	L	67-69
Feb. 2, 1987.....	H	W	77-75
Jan. 23, 1988.....	A	W	74-71
Feb. 6, 1988.....	H	W	101-68
March 11, 1988.....	N	W	84-74
Jan. 21, 1989.....	H	W	95-80
Feb. 4, 1989.....	A	W	66-65
Jan. 11, 1990.....	H	L	69-72
Feb. 8, 1990.....	A	L	62-82
March 8, 1990.....	N	L	64-65
Jan. 10, 1991.....	H	W	72-67
Feb. 7, 1991.....	A	L	67-76
Nov. 28, 2008.....	N	W	58-42
March 18, 2012.....	N	L	56-62
The Citadel (5-4)			
H-3-1; A-2-2; N-0-1			
Jan. 1, 1958.....	N	L	57-59
Jan. 5, 1960.....	H	L	74-76
Feb. 15, 1960.....	A	L	60-100
Feb. 6, 1961.....	H	W	83-77
Feb. 18, 1961.....	A	L	66-79
Dec. 19, 1966.....	A	W	83-67
Jan. 2, 1968.....	A	W	96-75
Feb. 7, 1968.....	H	W	93-50
Dec. 30, 1999.....	H	W	77-51
Clemson (34-28)			
H-19-7; A-9-18; N-6-3			
Dec. 28, 1951.....	N	L	56-62
Dec. 19, 1955.....	N	L	76-94
Dec. 18, 1959.....	A	L	64-68
Dec. 12, 1960.....	H	W	74-57
Dec. 19, 1960.....	A	W	65-64
Dec. 14, 1961.....	H	L	77-82
Jan. 8, 1962.....	A	L	69-75
Feb. 7, 1969.....	A	W	70-67
Jan. 22, 1970.....	H	W	122-80
Dec. 7, 1973.....	N	W	65-58
Nov. 27, 1976.....	A	L	92-108
Feb. 8, 1992.....	H	L	102-90
Feb. 18, 1992.....	A	L	67-68
Jan. 20, 1993.....	A	W	89-71
Feb. 20, 1993.....	H	W	102-92
March 12, 1993.....	N	L	75-87
Jan. 19, 1994.....	H	W	60-57
Jan. 18, 1995.....	A	W	79-71
Feb. 18, 1995.....	H	W	67-66
Jan. 18, 1995.....	H	W	62-57
Jan. 17, 1996.....	H	W	75-62
Feb. 17, 1996.....	A	L	59-67
Jan. 11, 1997.....	H	L	70-76
Feb. 23, 1997.....	A	W	67-65
Jan. 13, 1998.....	A	L	65-86
Feb. 15, 1998.....	H	L	49-78
Jan. 12, 1999.....	H	W	70-64
Feb. 14, 1999.....	A	L	45-78
March 4, 1999.....	N	W	(OT) 87-85
Jan. 12, 2000.....	H	W	60-57
Feb. 12, 2000.....	A	L	84-58
Jan. 31, 2001.....	H	W	(OT) 88-84
March 3, 2001.....	A	W	75-63
March 8, 2001.....	H	L	64-66

Jan. 24, 2002.....	H	W	68-63
Feb. 23, 2002.....	A	L	78-87
March 7, 2002.....	N	W	(OT) 91-84
Jan. 21, 2003.....	H	W	60-59
Feb. 22, 2003.....	A	L	60-74
March 13, 2003.....	N	W	72-61
Jan. 13, 2004.....	A	L	48-53
Feb. 14, 2004.....	H	W	65-52
Jan. 12, 2005.....	H	L	54-56
Feb. 27, 2005.....	A	L	74-83
Jan. 4, 2006.....	A	L	55-61
Feb. 1, 2006.....	H	W	69-59
Jan. 3, 2007.....	H	L	66-68
Feb. 7, 2007.....	A	L	58-



2013-14 MEN'S BASKETBALL

SERIES RECORDS

SERIES RECORDS - GAME-BY-GAME

Duke (9-32)
H-6-14; A-2-17; N-1-1

Jan. 3, 1954	A	L	75-97
Jan. 6, 1992	A	L	70-86
Jan. 30, 1992	H	L	62-75
Jan. 24, 1993	H	W	(OT) 89-88
Feb. 24, 1993	A	L	75-98
Jan. 22, 1994	A	L	79-106
Feb. 23, 1994	H	L	72-84
Jan. 21, 1995	H	W	78-75
Feb. 22, 1995	A	L	67-72
Jan. 20, 1996	A	L	65-85
Feb. 22, 1996	H	L	87-93
Dec. 5, 1996	A	L	(OT) 66-72
Feb. 15, 1997	H	L	79-89
Jan. 10, 1998	H	L	63-75
Feb. 10, 1998	A	L	72-86
Jan. 16, 1999	A	L	75-98
Feb. 17, 1999	H	L	59-85
Jan. 16, 2000	H	L	54-85
Feb. 16, 2000	A	L	68-101
Jan. 4, 2001	H	L	72-99
Feb. 4, 2001	A	L	58-100
Jan. 6, 2002	H	W	77-76
Feb. 7, 2002	A	L	49-80
Feb. 2, 2003	H	W	75-70
March 6, 2003	A	L	56-72
Jan. 29, 2004	A	L	49-56
Feb. 29, 2004	H	L	65-70
Jan. 22, 2005	H	L	56-88
Feb. 4, 2006	A	L	(OT) 96-97
March 1, 2006	H	W	79-76
Feb. 4, 2007	A	W	68-67
Jan. 16, 2008	H	L	57-70
Jan. 10, 2009	H	L	58-66
March 3, 2009	A	L	81-84
March 15, 2009	N	L	69-79
Jan. 27, 2010	A	L	56-70
Jan. 12, 2011	H	W	66-61
Jan. 21, 2012	A	W	76-73
Feb. 23, 2012	H	L	66-74
March 10, 2012	N	W	62-59
Feb. 2, 2013	H	L	60-79

Duquesne (2-2)
H-1-0; A-0-2; N-1-0

Dec. 1, 1956	A	L	54-80
Feb. 4, 1965	N	W	62-58
Dec. 29, 1991	H	W	88-73
Dec. 15, 1992	A	L	84-91

East Carolina (1-0)
H-1-0; A-0-0; N-0-0

Feb. 3, 1968	H	W	110-100
--------------	---	---	---------

East Tennessee State (1-3)
H-1-1; A-0-2; N-0-0

Dec. 3, 1955	A	L	54-80
Dec. 15, 1956	H	L	59-65
March 9, 1968	A	L	69-79
Jan. 8, 1972	H	W	106-83

Eastern Kentucky (6-1)
H-2-0; A-2-1; N-2-0

Dec. 17, 1966	A	L	59-81
Dec. 4, 1971	H	W	96-83
March 11, 1972	N	W	83-81
Dec. 10, 1973	A	W	93-60
Dec. 4, 1974	N	W	87-70
Jan. 4, 1975	H	W	107-75
Dec. 6, 1975	A	W	65-59

Eckerd (1-0)
H-1-0; A-0-0; N-0-0

Nov. 27, 1978	H	W	116-71
---------------	---	---	--------

Elon (1-0)
H-1-0; A-0-0; N-0-0

Nov. 23, 2001	H	W	89-59
---------------	---	---	-------

Erskine (1-1)
H-1-0; A-0-1; N-0-0

Feb. 5, 1948	A	L	45-47
Feb. 28, 1948	H	W	49-48

Evansville (1-1)
H-0-0; A-0-1; N-1-0

Dec. 30, 1967	A	L	67-76
March 18, 1993	N	W	82-70

Fairleigh Dickinson (3-0)
H-3-0; A-0-0; N-0-0

Feb. 26, 1974	H	W	86-58
Jan. 11, 1978	H	W	85-43
Dec. 6, 2003	H	W	83-46

Florida (22-42)
H-9-16; A-6-20; N-7-6

Dec. 29, 1951	N	L	51-61
---------------	---	---	-------

Dec. 27, 1954	N	L	79-82
Dec. 10, 1956	N	L	65-67
Dec. 11, 1957	A	L	70-71
Dec. 13, 1958	H	W	82-60
Dec. 5, 1959	A	L	71-81
Dec. 14, 1960	H	L	67-74
Feb. 22, 1961	A	L	74-75
Dec. 7, 1961	A	W	85-71
Feb. 21, 1962	A	W	79-56
Dec. 6, 1962	H	L	59-80
Jan. 23, 1963	A	L	50-52
Dec. 3, 1963	H	L	55-78
Jan. 23, 1964	A	L	50-52
Dec. 9, 1964	H	W	51-50
Feb. 23, 1965	A	L	65-77
Dec. 8, 1965	A	L	62-75
Jan. 18, 1966	H	L	65-74
Dec. 7, 1966	A	L	30-50
Feb. 22, 1967	H	L	75-90
Dec. 7, 1967	H	L	87-95
Feb. 21, 1968	A	L	64-89
Dec. 30, 1969	N	W	88-63
Dec. 9, 1978	N	W	68-61
Dec. 8, 1979	N	W	87-70
Dec. 13, 1980	N	L	74-81
Jan. 26, 1981	A	W	82-71
Dec. 12, 1981	N	L	65-81
Jan. 11, 1982	H	W	82-67
Dec. 19, 1982	H	L	63-84
Dec. 2, 1983	A	W	67-60
Dec. 23, 1983	H	W	87-64
Nov. 30, 1984	H	L	65-68
Feb. 4, 1985	A	L	79-86
Nov. 29, 1985	A	L	66-85
Nov. 28, 1986	H	W	80-76
Dec. 12, 1987	A	L	48-71
Dec. 3, 1988	H	W	104-86
Dec. 1, 1989	A	L	69-82
Nov. 30, 1990	H	L	68-85
Jan. 27, 1992	A	W	68-67
Jan. 2, 1993	H	L	86-89
Dec. 18, 1993	N	W	69-59
Feb. 21, 1994	A	L	61-72
Dec. 17, 1994	N	L	(2 OT) 65-71
Feb. 20, 1995	H	L	62-75
Dec. 16, 1995	N	W	74-52
Dec. 21, 1996	N	W	79-65
Dec. 14, 1997	N	W	83-81
Nov. 20, 1998	H	L	66-82
Nov. 19, 1999	A	L	61-96
Nov. 17, 2000	H	L	70-85
Nov. 16, 2001	A	L	47-68
Dec. 6, 2002	H	L	57-58
Jan. 3, 2004	A	L	73-87
Jan. 2, 2005	H	W	82-69
Nov. 25, 2005	A	L	66-74
Dec. 3, 2006	H	W	70-66
Nov. 23, 2007	A	W	65-51
Dec. 7, 2008	H	W	57-55
Nov. 24, 2009	A	L	52-68
Nov. 28, 2010	H	L	51-55
Dec. 22, 2011	A	L	64-82
Dec. 5, 2012	H	L	47-72

Florida A&M (5-0)
H-5-0; A-0-0; N-0-0

Nov. 30, 1979	H	W	101-63
Feb. 21, 1981	H	W	92-79
Nov. 29, 1981	H	W	81-67
Dec. 6, 1982	H	W	81-79
Dec. 7, 1991	H	W	(forfeit) 2-0

Florida Atlantic (4-0)
H-4-0; A-0-0; N-0-0

Dec. 1, 1993	H	W	110-59
Dec. 3, 1994	H	W	101-63
Dec. 2, 1996	H	W	93-56
Dec. 2, 1997	H	W	90-52

Florida Institute of Technology (1-0)
H-1-0; A-0-0; N-0-0

Dec. 14, 1985	H	W	122-83
---------------	---	---	--------

Florida International (9-1)
H-7-1; A-2-0; N-0-0

Dec. 10, 1983	H	W	94-75
Dec. 3, 1984	H	W	97-43
Dec. 2, 1987	H	W	121-75
Nov. 27, 1988	H	W	100-75
Dec. 29, 1990	A	W	92-73
Nov. 25, 1994	H	W	88-41
Nov. 28, 1995	H	W	92-44
Dec. 12, 2004	H	L	60-65
Dec. 6, 2009	H	W	82-62
Nov. 18, 2010	A	W	89-66

Florida Presbyterian (1-0)
H-0-0; A-1-0; N-0-0

Dec. 2, 1967	A	W	90-66
--------------	---	---	-------

Florida Southern (23-7)
H-13-1; A-9-6; N-0-1

Feb. 13, 1948	A	L	41-47
Feb. 21, 1948	H	W	55-48
Dec. 10, 1948	H	W	46-38
Dec. 11, 1948	H	W	63-45
Jan. 13, 1950	A	L	65-71
Jan. 14, 1950	A	L	48-59
Feb. 28, 1950	A	L	56-68
Dec. 16, 1950	A	W	86-55
Jan. 13, 1951	H	W	44-41
Jan. 16, 1952	A	L	51-54
Jan. 23, 1952	H	W	72-53
Jan. 13, 1953	A	W	71-69
Feb. 13, 1953	A	W	79-77
Jan. 15, 1954	A	W	98-80
Jan. 21, 1954	H	W	99-71
Jan. 7, 1955	A	W	73-69
Feb. 1, 1955	H	W	84-63
Feb. 13, 1956	H	W	92-74
Feb. 18, 1956	A	W	85-81
Feb. 5, 1957	A	L	63-78
Feb. 11, 1957	H	L	67-73
Feb. 24, 1966	H	W	99-54
Feb. 18, 1967	A	W	84-76
Feb. 10, 1968	H	W	104-82
Feb. 27, 1969	A	W	84-79
Feb. 10, 1970	H	W	98-74
Feb. 25, 1971	A	W	74-66
Jan. 29, 1972	H	W	84-63
Dec. 18, 1978	H	W	106-75
Feb. 11, 1980	A	W	85-77

Furman (7-3)
H-4-1; A-2-2; 1-0

Jan. 3, 1957	N	W	108-96
Dec. 14, 1957	A	L	89-95
Dec. 6, 1958	H	W	73-72
Feb. 13, 1960	A	W	105-98
Feb. 20, 1961	H	W	99-57
Jan. 6, 1962	A	L	64-67
Feb. 6, 1964	H	W	57-48
Dec. 30, 1983	H	W	93-91
Dec. 29, 1984	A	W	97-75
Dec. 4, 2000	H	L	(OT) 74-79

Gardner Webb (1-0)
H-1-0; A-0-0; N-0-0

Nov. 15, 2010	H	W	78-53
---------------	---	---	-------

George Washington (2-0)
H-0-0; A-2-0; N-0-0

Dec. 29, 1967	A	W	94-69
Jan. 25, 1979	A	W	71-68

Georgetown (3-0)
H-2-0; A-0-0; N-1-0

Dec. 20, 1969	H	W	98-65
Jan. 8, 1973	H	W	101-70
March 21, 1992	N	W	78-68

Georgetown College (1-0)
H-1-0; A-0-0; N-0-0

Nov. 24, 2003	H	W	81-67
---------------	---	---	-------

Georgia (19-12)
H-9-3; A-6-5; N-4-4

Jan. 17, 1948	A	L	46-65
Feb. 12, 1948	H	L	42-44
Dec. 27, 1951	N	L	50-79
Dec. 28, 1954	N	W	97-87
Jan. 15, 1955	H	W	90-81
Feb. 14, 1955	A	W	88-79
Jan. 13, 1956	A	W	79-76
March 5, 1956	H	W	80-75
Jan. 1, 1957	H	L	68-72
Jan. 21, 1957	A	W	86-63
Jan. 2, 1958	N	W	92-80
March 3, 1958	H	W	85-77
Dec. 20, 1958	N	L	72-83
Jan. 18, 1959	A	L	91-94
Dec. 30, 1959	N	L	66-69
Feb. 29, 1960	H	W	95-82
Dec. 28, 1960	N	L	56-62
Feb. 16, 1961	A	W	77-68
Feb. 15, 1962	A	W	71-62
March 2, 1962	H	W	101-69
Dec. 27, 1962	N	W	77-69
Jan. 14, 1963	H	W	88-54
Jan. 17, 1963	A	L	76-90
Jan. 18, 1964	H	W	64-63
March 3, 1964	A	L	70-85
Jan. 7, 1965	A	W	64-55
March 6, 1965	H	W	85-83
Jan. 3, 1966	A	L	57-63
March 5, 1966	H	W	87-69
Dec. 20, 1980	N	W	64-62
Dec. 1, 1981	H	L	67-70

Georgia Southern (15-4)
H-7-2; A-3-2; N-5-0

Jan. 15, 1948	H	L	56-60
Feb. 20, 1948	A	L	47-65
March 3, 1951	N	W	69-67
Jan. 19, 1952	H	L	75-93
Dec. 6, 1952	A	W	68-63
Dec. 11, 1953	H	W	68-58
Feb. 17, 1954	A	W	89-85
Dec. 6, 1954	H	W	75-67
March 1, 1955	H	W	91-83
Jan. 14, 1956	A	L	81-90
Dec. 29, 1962	N	W	79-60
Feb. 11, 1971	A	W	115-81
Dec. 1, 1972	H	W	109-97
Jan. 14, 1974	N	W	92-69
Feb. 9, 1975	N	W	101-77
Feb. 22, 1975	H	W	104-71
Jan. 5			



SERIES RECORDS

SERIES RECORDS - GAME-BY-GAME

Gonzaga (0-1)
H-1-0; A-0-0; N-0-1
March 19, 2010 N L 60-67

Hardin-Simmons (1-0)
H-1-0; A-0-0; N-0-0
Jan. 21, 1987 H W 93-79

Hartford (1-0)
H-1-0; A-0-0; N-0-0
Dec. 5, 2010 H W 60-38

Harvard (0-1)
H-0-0; A-0-0; N-0-1
Nov. 25, 2012 N L 41-46

Hawaii (2-2)
H-1-0; A-1-2; N-0-0
Jan. 23, 1969 H W 92-60
Dec. 18, 1971 A L (forfeit) 10-30
Dec. 22, 1971 A L 76-80
Dec. 22, 2010 A W 70-62

High Point (1-0)
H-1-0; A-0-0; N-0-0
Dec. 18, 2006 H W 81-64

Hofstra (3-0)
H-3-0; A-0-0; N-0-0
Jan. 26, 1968 H W 109-71
Nov. 30, 1973 H W 92-63
Jan. 18, 1975 H W 107-71

Houston (2-3)
H-2-0; A-0-3; N-0-0
Feb. 5, 1962 A L 76-84
Jan. 26, 1963 H W 76-69
Jan. 15, 1972 H W 86-79
Feb. 4, 1972 A L 86-94
Jan. 5, 1974 A L 74-79

Howard (1-0)
H-1-0; A-0-0; N-0-0
Nov. 26, 1995 H W 97-81

Idaho (1-0)
H-1-0; A-0-0; N-0-0
Nov. 24, 1998 H W 70-57

Illinois State (3-1)
H-3-0; A-0-1; N-0-0
Dec. 3, 1974 H W 72-70
Feb. 2, 1976 A L 80-82
Feb. 12, 1976 H W 109-81
Nov. 13, 2006 H W 73-59

Indiana (0-4)
H-0-0; N-0-1; N-0-3
Dec. 8, 1975 A L 59-83
March 16, 1991 N L 60-82
March 26, 1992 N L 74-85
Nov. 25, 1992 N L (OT) 78-81

Indiana State (0-1)
H-0-0; A-0-0; N-1-0
Nov. 26, 2009 N W 54-49

Iona (1-0)
H-0-0; A-0-0; N-0-1
Dec. 27, 1973 N L 92-93

Iowa (1-1)
H-1-0; A-0-0; N-0-1
March 18, 1988 N L 98-102
Dec. 2, 2002 H W 80-67

Iowa State (1-1)
H-1-1; A-0-0; N-0-0
Nov. 20, 1992 H W 109-86
March 23, 2004 H L 59-62

Jacksonville (46-19)
H-21-13; A-24-6; N-2-0
Dec. 29, 1959 H W 86-69
Feb. 22, 1964 A W 101-77
Feb. 10, 1965 A W 97-74
Jan. 24, 1966 H L 86-90
Feb. 10, 1966 A W 78-49
Jan. 23, 1967 A W 81-70
Feb. 8, 1967 H W 68-67
Jan. 16, 1968 A W 92-79
Feb. 16, 1968 H W 106-65
Dec. 7, 1968 H W 93-88
Jan. 4, 1969 H L 68-76
Feb. 1, 1969 A W 93-89
Jan. 27, 1970 A W 89-83
Feb. 18, 1970 H L 81-85
Dec. 8, 1970 H L 108-114

Jan. 27, 1971 H L 65-83
Feb. 15, 1971 A L 79-90
Dec. 7, 1971 H W 90-83
Jan. 26, 1972 A L 82-84
Feb. 23, 1972 H W 70-61
Jan. 20, 1973 H L 66-70
Feb. 14, 1973 A W 83-74
Jan. 24, 1974 A W 78-74
Feb. 13, 1974 H L 89-113
Feb. 6, 1975 A W 63-55
Feb. 19, 1975 H L 71-76
Jan. 10, 1976 H W 77-57
Feb. 18, 1976 A W 74-65
Jan. 26, 1977 H L 70-77
Feb. 23, 1977 A L 64-70
Jan. 3, 1979 A L 68-71
Feb. 3, 1979 H W 84-81
Dec. 2, 1979 H L 76-77
Feb. 16, 1980 A W 64-55
Dec. 6, 1980 A W 59-57
Jan. 20, 1981 H W 59-50
Dec. 4, 1981 N W 94-93
Dec. 9, 1981 A L 80-83
Jan. 27, 1982 H L 79-80
Dec. 11, 1982 N W 81-66
Jan. 4, 1983 H W 61-60
Feb. 12, 1983 A W 83-74
Dec. 8, 1983 A W 76-63
Feb. 13, 1984 H L 47-56
Dec. 5, 1984 H W 61-60
Feb. 13, 1985 A W 88-72
Jan. 4, 1986 A L 62-69
Jan. 3, 1987 H L 78-90
Jan. 6, 1988 A W 87-63
Jan. 11, 1989 H W 85-70
Jan. 8, 1990 H W 104-99
Feb. 16, 1991 A W 99-79
Nov. 26, 1991 H W 100-91
Feb. 2, 1993 A W 92-77
Dec. 2, 1995 H W 87-80
Dec. 14, 1996 A W 108-84
Dec. 6, 1997 H W 77-44
Dec. 17, 1998 A W 72-53
Nov. 27, 1999 H W 83-59
Dec. 17, 2000 H W 75-61
Dec. 21, 2004 H W 101-57
Nov. 19, 2005 A W 78-48
Nov. 15, 2008 A W 59-57
Nov. 16, 2009 H W 87-61
Nov. 11, 2011 H W 79-67

Jacksonville State (Ala.) (2-0)
H-2-0; A-0-0; N-0-0
Dec. 16, 1953 H W 72-61
Dec. 4, 1954 H W 103-76

James Madison (2-0)
(Formerly known as Madison College)
H-1-0; A-1-0; N-0-0
Feb. 14, 1976 A W 85-65
Jan. 12, 1977 H W 69-66

Kansas (0-2)
H-0-0; A-0-1; N-0-1
Dec. 9, 1966 A L 48-62
Nov. 28, 1997 N L 58-73

Kansas State (0-2)
H-0-0; A-0-1; N-0-1
Dec. 10, 1966 A L 58-81
Nov. 24, 1989 N L 70-71

Kent State (1-2)
H-0-1; A-1-0; N-0-1
Jan. 13, 1969 H L 67-76
Feb. 5, 1970 A W 80-79
Nov. 27, 2004 N L 59-69

Kentucky (2-6)
H-0-0; A-1-5; N-1-1
Dec. 1, 1958 A L 68-91
Dec. 3, 1960 A W 63-58
Dec. 12, 1962 A L 54-83
March 18, 1972 N W 73-54
Feb. 7, 1977 A L 57-97
March 11, 1978 A L 76-85
March 9, 1980 A L 78-97
March 27, 1993 N L 81-106

La Salle (3-1)
H-2-0; A-1-1; N-0-0
Feb. 23, 1989 A L 100-101
Dec. 9, 1990 H W 83-74
Jan. 5, 2008 H W 81-76
Nov. 18, 2008 A W 65-61

Lafayette (1-0)
H-1-0; A-0-0; N-0-0
Jan. 2, 1994 H W 105-87

Lamar Tech (1-0)
H-1-0; A-0-0; N-0-0
Dec. 1, 1965 H W 73-68

Lambuth (0-2)
H-0-0; A-0-1; N-0-1
Dec. 28, 1948 A L 50-56
Feb. 28, 1949 N L 49-63

Lipscomb (1-1)
H-1-0; A-0-1; N-0-0
Feb. 10, 1950 H W 57-53
Jan. 5, 1951 A L 73-88

Louisiana Lafayette (4-0)
(Formerly known as Southwestern Louisiana)
H-2-0; A-2-0; N-0-0
Jan. 24, 1976 H W 110-70
March 4, 1976 A W 68-65
Nov. 22, 1997 H W 96-70
Dec. 29, 1997 A W 80-71

Louisiana Monroe (2-0)
H-2-0; A-0-0; N-0-0
Dec. 2, 2005 H W 85-62
Dec. 17, 2012 H W 63-48

Louisiana Tech (0-1)
H-0-1; A-0-0; N-0-0
March 19, 2013 H L 66-71

Louisiana State (2-3)
H-1-0; A-0-2; N-1-1
Dec. 18, 1957 A L 65-67
Dec. 27, 1958 H W 82-67
Dec. 1, 1959 A L 78-89
Dec. 16, 1967 N W 130-100
Dec. 30, 2004 N L 50-67

Louisville (9-30)
H-6-10; A-2-17; N-1-3
Dec. 16, 1968 A L 78-79
Dec. 22, 1969 H W 79-69
Dec. 15, 1973 A L 78-90
Dec. 14, 1974 H L 75-84
Dec. 27, 1974 A L 61-79
Jan. 3, 1977 A L 75-78
Jan. 22, 1978 A W 70-60
Feb. 17, 1978 H W 81-70
March 4, 1978 N L 93-94
Jan. 20, 1979 H L 65-67
Feb. 1, 1979 A L 71-84
Jan. 27, 1980 A L 73-79
Feb. 24, 1980 H L 75-83
March 1, 1980 A L 72-81
Jan. 17, 1981 A L 78-98
Feb. 7, 1981 H L 73-82
Jan. 4, 1982 A L 57-79
Jan. 30, 1982 H W 71-65
March 6, 1982 N L 73-97
Jan. 8, 1983 H L 69-96
Feb. 7, 1983 A L 63-89
Jan. 25, 1984 A L 71-95
Feb. 6, 1984 H W 75-60
Jan. 12, 1985 H L 62-63
Feb. 20, 1985 A L 72-83
Jan. 15, 1986 H L 64-85
Feb. 19, 1986 A L 67-89
Jan. 7, 1987 H L 64-73
Feb. 18, 1987 A L 71-87
Feb. 9, 1988 H W 83-76
Feb. 17, 1988 A L 62-82
Feb. 6, 1989 A W 81-78
Feb. 16, 1989 H L (OT) 77-78
March 12, 1989 N L 80-87
Jan. 14, 1990 H L 66-73
Feb. 6, 1990 A L 50-69
Jan. 12, 1991 H W 77-66
Feb. 9, 1991 A L 72-88
March 9, 1991 N W 76-69

Loyola-Maryland (1-0)
H-1-0; A-0-0; N-0-0
Nov. 17, 1997 H W 89-72

Loyola-Marymount (2-0)
H-1-0; A-1-0; N-0-0
Dec. 18, 2010 A W 74-63
Dec. 18, 2011 H W 77-61

Loyola of New Orleans (8-13)
H-7-4; A-1-9; N-0-0
Feb. 9, 1951 H L 65-75
Jan. 5, 1952 A L 52-74
Jan. 6, 1953 H L 66-72
Feb. 21, 1953 A L 77-85
Jan. 7, 1954 H L 76-80
Feb. 13, 1954 A L 72-88
Feb. 19, 1955 A L 95-101

Feb. 22, 1955 H W 87-84
Jan. 16, 1956 H W 85-75
March 3, 1956 A L 72-75
Feb. 20, 1957 H W 79-72
March 2, 1957 A L 56-82
Dec. 17, 1957 A L 56-82
Jan. 6, 1958 H L 67-79
Feb. 7, 1959 H W 61-60
Dec. 2, 1959 A L 64-71
Feb. 22, 1960 H W 69-50
Jan. 9, 1961 H W 73-55
Feb. 28, 1961 A W 72-68
Jan. 10, 1966 H W 73-53
Feb. 7, 1966 A L 62-63

Maine (3-0)
H-3-0; A-0-0; N-0-0
Nov. 21, 2003 H W 69-49
Dec. 8, 2007 H W 95-55
Dec. 9, 2012 H W 91-59

Manhattan (2-0)
H-1-0; A-0-0; N-1-0
Dec. 27, 1963 N W 85-81
Jan. 11, 1971 H W 98-68

Marist (1-0)
H-1-0; A-0-0; N-0-0
Dec. 28, 1996 H W 76-48

Marquette (2-2)
H-0-0; A-0-2; N-2-0
Dec. 15, 1967 A L 58-78
Jan. 19, 1980 A L 64-74
March 1, 1981 N W 81-78
Nov. 29, 2009 N W 57-56

Marshall (1-3)
H-1-2; A-0-1; N-0-0
Feb. 1, 1958 A L 68-109
Jan. 25, 1967 H L 71-77
Feb. 26, 1973 H L 59-71
Dec. 7, 1974 H W 90-63

Maryland (13-29)
H-9-10; A-4-15; N-0-4
Jan. 18, 1992 A W 91-83
Feb. 5, 1992 H L 85-93
Jan. 13, 1993 H W 105-85
Feb. 13, 1993 A W 87-84
Jan. 11, 1994 A L 74-80
Feb. 12, 1994 H L 66-69
Jan. 10, 1995 H L 57-70
Feb. 11, 1995 A L 65-80
March 10, 1995 N L 64-71
Feb. 10, 1996 H W 100-78
March 4, 1996 A L 78-88
Jan. 29, 1997 H W 74-70
Feb. 13, 1997 A L 57-73
Jan. 7, 1998 A L 74-81
Feb. 7, 1998 H L 62-68
Jan. 27, 1999 A L 87-107
Feb. 27, 1999 H L 75-84
March 5, 1999 N L 69-93
Jan. 29, 2000 H L 63-82
March 1, 2000 A L 70-85
March 10, 2000 N L 61-82
Jan. 14, 2001 H L 55-76
Feb. 14, 2001 A W 74-71
Jan. 26, 2002 A L 63-84
Feb. 27, 2002 H L 63-96
March 8, 2002 N L 59-85
Jan. 11, 2003 A L 62-89
Feb. 12, 2003 H L 72-74
Dec. 28, 2003 H W 79-75
Feb. 8, 2004 A L 62-73
Dec. 19, 2004 A L (OT) 88-90
Feb. 22, 2006 H W 71-60
Jan. 30, 2007 H W 96-79
Feb. 21, 2007 A L 55-73
Feb. 16, 2008 A L 72-82
Jan. 17, 2009 H W (OT) 73-70
Jan. 10, 2010 A L 68-77
Feb. 4, 2010 H L 65-71
Feb. 23, 2011 A L 62-78
Jan. 17, 2012 H W 84-70
Jan. 9, 2013 A W 65-62
Jan. 30, 2013 H W 73-71

Maryland-Baltimore County (2-0)
H-2-0; A-0-0; N-0-0
Dec. 28, 1992 H W 109-80
Dec. 28, 1995 H W 80-56

Maryland-Eastern Shore (1-0)
H-1-0; A-0-0; N-0-0
Dec. 30, 1995 H W 79-66

Massachusetts (3-3)



2013-14 MEN'S BASKETBALL

SERIES RECORDS

SERIES RECORDS - GAME-BY-GAME

H-2-0; A-0-2; N-1-1			
Dec. 2, 1992	H	W	67-64
Feb. 3, 1994	A	L	58-62
Dec. 18, 1999	N	L	60-69
Feb. 15, 2005	A	L	68-78
Feb. 12, 2006	H	W	73-63
Nov. 24, 2011	N	W	73-53

McNeese (1-0)			
H-1-0; A-0-0; N-0-0			
Nov. 12, 2006	H	W	85-65

Memphis State (22-31)			
H-16-7; A-6-20; N-0-4			
Feb. 2, 1953	A	L	73-87
Jan. 13, 1958	A	L	56-59
Feb. 18, 1958	H	L	51-68
Jan. 13, 1959	H	L	72-75
Feb. 10, 1959	A	L	69-93
Jan. 11, 1960	A	L	71-86
Feb. 9, 1960	A	L	69-83
Jan. 16, 1964	H	W	91-90
Feb. 10, 1964	A	L	72-84
Jan. 16, 1965	H	W	74-61
Feb. 6, 1965	A	W	81-70
Jan. 15, 1966	H	W	67-63
Feb. 5, 1966	A	L	66-81
Jan. 16, 1967	A	L	42-46
Feb. 4, 1967	H	W	55-51
Dec. 18, 1973	H	W	88-80
Dec. 9, 1974	A	L	69-70
Jan. 17, 1976	H	W	100-79
Jan. 15, 1977	A	L	75-81
Feb. 6, 1978	A	W	95-89
Feb. 11, 1978	H	W	89-82
Jan. 18, 1979	A	W	93-86
Feb. 25, 1979	H	W	90-87
March 2, 1979	A	W	35-34
Jan. 10, 1980	A	W	74-69
Feb. 7, 1980	H	W	55-54
Jan. 3, 1981	H	W	84-66
Feb. 28, 1981	A	W	80-78
Jan. 9, 1982	A	L	63-90
Feb. 13, 1982	H	L	60-62
Feb. 26, 1983	A	W	74-72
March 3, 1983	A	L	67-94
March 11, 1983	N	L	74-84
Feb. 11, 1984	H	L	69-73
Feb. 15, 1984	A	L	67-75
March 9, 1984	N	L	63-65
Jan. 23, 1985	H	L	69-74
Feb. 16, 1985	A	L	68-70
March 9, 1985	N	L	86-90
Feb. 10, 1986	A	L	73-99
Feb. 22, 1986	H	W	82-80
March 8, 1986	N	L	71-73
Jan. 19, 1987	A	L	68-76
Feb. 11, 1987	H	W	98-89
Jan. 13, 1988	H	W	92-85
Feb. 20, 1988	A	L	76-81
March 12, 1988	A	L	74-81
Feb. 1, 1989	H	L	82-99
Feb. 18, 1989	A	L	78-89
Jan. 24, 1990	H	W	78-72
Feb. 13, 1990	A	L	69-81
Jan. 24, 1991	A	L	66-67
Feb. 21, 1991	H	W	76-64

Mercer (16-9)			
H-11-3 A-3-6; N-2-0			
Jan. 23, 1948	H	L	48-61
Feb. 3, 1948	A	L	43-68
Jan. 18, 1949	H	L	56-65
Jan. 28, 1949	A	L	59-62
Feb. 26, 1949	N	W	52-46
Jan. 17, 1950	H	W	63-45
Feb. 1, 1950	A	L	61-69
Dec. 11, 1950	A	W	55-52
Feb. 17, 1951	H	W	69-64
Feb. 27, 1951	A	L	65-69
Dec. 5, 1954	A	L	62-78
Dec. 13, 1952	H	W	77-76
March 4, 1953	N	W	87-77
Dec. 8, 1953	H	W	72-70
Jan. 30, 1954	A	L	63-70
Jan. 11, 1972	H	W	96-78
March 3, 1973	H	W	112-94
Feb. 24, 1975	H	W	91-68
Feb. 28, 1976	H	W	90-67
Jan. 31, 1977	A	W	66-65
Jan. 20, 1992	H	W	78-64
Nov. 27, 2002	H	W	83-47
Nov. 21, 2009	A	W	89-50
Nov. 23, 2010	H	W	79-55
Dec. 2, 2012	H	L	56-61

Miami (FL) (40-31)			
H-26-6; A-12-24; N-2-1			
Dec. 19, 1950	A	L	61-80

Jan. 11, 1952	A	L	56-93
Feb. 11, 1952	H	L	63-76
Feb. 28, 1952	A	W	73-70
Jan. 9, 1953	L	L	63-93
Feb. 23, 1953	H	W	81-75
Jan. 9, 1954	A	L	61-78
Feb. 5, 1954	H	W	76-69
Dec. 20, 1954	H	W	71-66
Feb. 25, 1955	A	W	86-80
Jan. 7, 1956	H	W	78-76
Feb. 25, 1956	A	L	85-91
Jan. 12, 1957	H	L	77-85
Feb. 23, 1957	A	L	82-98
Jan. 18, 1958	H	W	71-70
Feb. 22, 1958	A	L	66-86
Dec. 19, 1958	N	L	79-85
Jan. 17, 1959	H	W	93-69
Feb. 28, 1959	A	L	85-92
Jan. 16, 1960	H	L	91-92
Feb. 27, 1960	A	L	89-107
Jan. 14, 1961	H	W	89-78
Feb. 25, 1961	A	L	73-75
Jan. 13, 1962	H	W	65-60
Feb. 24, 1962	A	W	83-80
Jan. 12, 1963	H	W	77-74
Feb. 23, 1963	A	L	70-99
Jan. 11, 1964	H	W	80-78
Feb. 29, 1964	A	L	80-82
Jan. 9, 1965	A	W	67-66
March 1, 1965	A	L	72-85
Jan. 7, 1966	H	W	78-62
Feb. 28, 1966	A	L	90-112
Jan. 7, 1967	H	W	61-60
March 1, 1967	A	L	90-110
Jan. 12, 1968	H	W	122-93
March 1, 1968	A	L	84-96
Dec. 6, 1968	N	W	111-84
Jan. 10, 1969	H	W	86-81
March 1, 1969	A	W	89-86
Jan. 9, 1970	H	W	104-63
Feb. 28, 1970	A	W	112-96
Jan. 8, 1971	H	W	114-106
Feb. 27, 1971	A	L	94-100
Jan. 20, 1986	A	L	75-83
Feb. 3, 1986	H	W	90-72
Feb. 4, 1987	A	L	57-63
Feb. 26, 1987	H	W	108-84
Jan. 18, 1990	A	L	97-101
Feb. 17, 1990	H	W	92-73
Dec. 8, 2002	H	W	72-75
Dec. 14, 2003	A	W	67-58
Jan. 15, 2005	A	L	63-64
Feb. 22, 2005	H	L	49-65
Jan. 29, 2006	H	L	(OT) 78-84
March 5, 2006	A	W	67-64
Jan. 20, 2007	H	W	82-73
March 3, 2007	A	W	(OT) 98-90
Feb. 6, 2008	A	W	62-55
March 8, 2008	H	W	(OT) 75-72
Jan. 21, 2009	A	L	69-75
Feb. 18, 2009	H	W	80-67
Feb. 6, 2010	H	W	71-65
March 6, 2010	A	W	61-60
Jan. 19, 2011	A	W	55-53
Feb. 26, 2011	H	W	65-59
Feb. 11, 2012	H	W	64-59
Feb. 26, 2012	A	L	62-78
March 9, 2012	N	W	82-71
Jan. 27, 2013	A	L	47-71
Feb. 13, 2013	H	L	68-74

Miami (Ohio) (0-1)			
H-0-0; A-0-0; N-0-1			
Dec. 19, 1970	N	L	64-67

Michigan (1-1)			
H-1-0; A-0-0; N-0-1			
March 27, 1997	N	L	73-82
March 15, 2007	H	W	87-66

Michigan State (1-1)			
H-1-0; A-0-1; N-0-0			
March 17, 1997	H	W	68-63
Nov. 30, 2011	A	L	49-65

Middle Tennessee State (0-1)			
H-0-0; A-0-0; N-0-1			
March 16, 1989	N	L	83-97

Milikin (0-1)			
H-0-0; A-0-0; N-0-1			
March 15, 1951	N	L	60-91

Millsaps (2-0)			
H-0-0; A-1-0; N-1-0			
Feb. 5, 1949	A	W	49-46
Jan. 26, 1950	N	W	62-45

Minnesota (4-4)			
H-2-2; A-1-1; N-1-0			
March 16, 1972	N	W	70-56
Dec. 31, 1977	A	L	74-88
Dec. 20, 1979	H	W	112-91
Dec. 2, 1980	A	L	66-79
Nov. 29, 2000	H	L	71-76
Nov. 30, 2004	A	W	70-69
Nov. 27, 2007	H	W	75-61
Nov. 27, 2012	H	L	68-77

Mississippi (3-1)			
H-2-0; A-1-1; N-0-0			
Jan. 9, 1951	H	W	63-58
Feb. 14, 1951	A	L	75-79
Dec. 3, 2003	H	W	66-60
Dec. 4, 2004	A	W	69-64

Mississippi College (5-1)			
H-3-0; A-1-1; N-1-0			
Dec. 7, 1948	H	W	53-21
Feb. 14, 1949	A	L	46-57
Dec. 5, 1949	H	W	43-24
Dec. 6, 1949	H	W	51-45
Feb. 28, 1950	N	W	74-63
Feb. 15, 1951	A	W	77-54

Mississippi State (4-4)			
H-2-0; A-1-3; N-1-1			
Dec. 10, 1951	A	L	47-75
Dec. 20, 1952	H	W	82-52
Dec. 4, 1953	A	L	75-87
Jan. 19, 1955	A	W	71-76
Feb. 21, 1955	H	W	102-86
Dec. 21, 1955	N	L	71-79
Dec. 29, 1998	N	W	69-58
March 20, 2007	A	L	71-86

Missouri (2-1)			
H-1-0; A-0-1; N-1-0			
Dec. 11, 1976	A	L	63-65
Dec. 21, 1977	H	W	97-64
Dec. 19, 1980	N	W	68-64

Missouri State (0-1)			
(Formerly known as Southwest Missouri State)			
Dec. 21, 1949	A	L	52-79

Missouri Western (1-0)			
H-1-0; A-0-0; N-0-0			
Nov. 30, 1976	H	W	109-80

Monmouth College (2-0)			
H-2-0; A-0-0; N-0-0			
March 5, 1984	H	W	82-55
Feb. 2, 1988	H	W	82-68

Montana (1-0)			
H-0-0; A-0-0; N-1-0			
March 19, 1992	N	W	78-68

Montana State (1-0)			
H-0-0; A-0-0; N-1-0			
March 7, 1955	N	W	93-84

Morehead State (1-1)			
H-1-0; A-0-0; N-0-1			
Jan. 2, 1957	N	L	75-97
Jan. 30, 1960	H	W	78-75

Morgan State (3-0)			
H-3-0; A-0-0; N-0-0			
Dec. 3, 1990	H	W	89-48
Dec. 20, 1993	H	W	90-67
Dec. 30, 2000	H	W	74-64

Morningside (1-0)			
H-1-0; A-0-0; N-0-0			
Dec. 16, 1955	H	W	104-93

Mount Saint Mary's (1-0)			
H-1-0; A-0-0; N-0-0			
Dec. 22, 1993	H	W	108-81

Murray State (2-1)			
H-1-0; A-0-1; N-1-0			
Dec. 7, 1957	H	W	84-60
Feb. 9, 1959	A	L	71-96
Dec. 30, 1998	N	W	(OT) 80-76

Navy (1-0)			
H-0-0; A-0-0; N-1-0			
Dec. 17, 1977	N	W	82-55

Nebraska (1-0)			
H-0-0; A-0-0; N-1-0			
Dec. 31, 2005	N	W	74-60

Nevada-Las Vegas (0-1)			
H-0-0; A-0-1; N-0-0			
Dec. 22, 1990	A	L	69-101

New Hampshire (1-0)			
H-1-0; A-0-0; N-0-0			
Dec. 30, 1968	H	W	104-52

New Mexico (3-1)			
H-2-0; A-1-1; N-0-0			
Feb. 1, 1974	H	W	90-71
Jan. 27, 1975	A	L	(OT) 78-84
Jan. 2, 1983	A	W	74-71
Feb. 22, 1983	H	W	79-77

New Orleans (3-2)			
H-3-0; A-0-2; N-0-0			
Jan			



SERIES RECORDS

SERIES RECORDS - GAME-BY-GAME

Jan. 10, 1957.....A	L	59-64
March 15, 1984.....A	W	74-71
Jan. 19, 1985.....A	L	66-72
Dec. 4, 1985.....H	W	76-67
Dec. 27, 1989.....N	L	72-90
Jan. 25, 1992.....H	W	98-76
Feb. 10, 1992.....A	W	87-79
March 13, 1992.....N	W	93-80
Jan. 16, 1993.....H	W	70-54
Feb. 17, 1993.....A	W	72-71
Jan. 16, 1994.....A	L	70-78
Feb. 16, 1994.....H	W	75-70
Jan. 15, 1995.....H	W	107-79
Feb. 15, 1995.....A	L	77-86
Jan. 13, 1996.....A	L	65-71
Feb. 14, 1996.....H	W	79-66
March 7, 1996.....H	L	65-80
Jan. 4, 1997.....A	L	71-51
Feb. 26, 1997.....A	L	44-67
Jan. 3, 1998.....A	W	68-55
Jan. 28, 1998.....H	W	64-52
March 5, 1998.....N	L	63-65
Jan. 23, 1999.....H	W	71-59
Feb. 24, 1999.....A	L	63-71
Feb. 2, 2000.....A	L	58-68
March 5, 2000.....H	L	51-70
Jan. 25, 2001.....H	(OT) 81-84	
Feb. 25, 2001.....A	L	46-71
Jan. 8, 2002.....A	L	62-77
Feb. 10, 2002.....H	L	67-76
Jan. 18, 2003.....H	L	63-70
Feb. 18, 2003.....A	L	60-71
Jan. 11, 2004.....H	L	53-58
Feb. 10, 2004.....A	L	59-75
March 12, 2004.....N	L	71-78
Jan. 26, 2005.....A	W	70-64
March 10, 2005.....N	L	54-70
Feb. 15, 2006.....A	L	64-86
Feb. 24, 2007.....H	W	78-52
Jan. 26, 2008.....H	L	66-69
Feb. 27, 2008.....A	W	72-62
Jan. 13, 2009.....A	W	78-65
Jan. 12, 2010.....H	L	81-88
March 12, 2010.....N	L	52-58
Jan. 15, 2011.....H	W	84-71
March 6, 2011.....A	W	72-62
Feb. 18, 2012.....A	W	76-62
Feb. 19, 2013.....A	L	66-84
March 9, 2013.....H	W	71-67
North Florida (2-0)		
H-2-0; A-0-0; N-0-0		
Nov. 12, 2010.....H	W	75-55
Nov. 21, 2012.....H	W	75-67
Northwestern (3-2)		
H-1-0; A-1-2; N-1-0		
Dec. 23, 1972.....N	W	91-73
Dec. 1, 1999.....A	W	60-46
Nov. 28, 2001.....A	L	50-57
Dec. 1, 2003.....H	W	71-53
Dec. 3, 2008.....A	L	59-73
Notre Dame (1-0)		
H-0-0; A-0-0; N-1-0		
March 20, 2011.....N	W	71-57
Oglethorpe (2-1)		
H-2-0; A-0-1; N-0-0		
Jan. 27, 1949.....A	L	52-64
Feb. 12, 1949.....H	W	47-46
Dec. 1, 1971.....H	W	112-69
Ohio (1-1)		
H-1-0; A-0-1; N-0-0		
Feb. 3, 1958.....A	L	66-86
Dec. 21, 1974.....H	W	67-60
Ohio State (0-6)		
H-0-2; A-0-3; N-0-1		
Dec. 2, 1961.....A	L	57-72
Dec. 4, 1967.....A	L	69-76
Dec. 27, 1968.....H	L	86-93
Nov. 23, 2000.....N	L	65-90
Dec. 2, 2009.....A	L	64-77
Nov. 30, 2010.....H	L	44-58
Oklahoma (0-2)		
H-0-1; A-0-1; N-0-0		
Dec. 13, 1986.....A	L	92-109
Dec. 10, 1987.....H	L	87-89
Oklahoma City (4-2)		
H-2-1; A-2-1; N-0-0		
Feb. 12, 1958.....H	W	57-52
Jan. 31, 1959.....A	L	75-103
Feb. 16, 1959.....H	L	84-98
Jan. 4, 1962.....H	W	99-74
Feb. 3, 1962.....A	W	81-79

Dec. 30, 1972.....A	W	94-80
Oklahoma State (0-1)		
H-0-0; A-0-0; N-0-1		
Dec. 18, 1964.....N	L	56-60
Old Dominion (0-1)		
H-0-0; A-1-0; N-0-0		
Jan. 6, 1979.....A	L	76-80
Oral Roberts (2-0)		
H-1-0; A-1-0; N-0-0		
March 1, 1977.....H	W	91-87
Feb. 27, 1978.....A	W	80-76
Oregon (1-0)		
H-1-0; A-0-0; N-0-0		
Dec. 4, 1969.....H	W	100-84
Oregon State (2-1)		
H-1-0; A-0-0; N-1-1		
Dec. 2, 1969.....H	W	69-68
Dec. 29, 1971.....N	W	73-72
Dec. 27, 1975.....N	L	75-78
Palm Beach Atlantic (1-0)		
H-1-0; A-0-0; N-0-0		
Dec. 13, 1975.....H	W	109-52
Panama Nationals (1-0)		
H-1-0; A-0-0; N-0-0		
Jan. 28, 1966.....H	W	96-73
Paris Island Marines (0-2)		
H-0-1; A-0-1; N-0-0		
Nov. 26, 1951.....A	L	46-78
Jan. 26, 1952.....H	L	62-64
Penn State (3-1)		
H-1-0; A-1-0; N-1-1		
Dec. 27, 1972.....N	W	70-60
Dec. 23, 1978.....N	L	57-64
Dec. 5, 1987.....H	W	63-60
Dec. 17, 1988.....A	W	87-81
Pepperdine (3-0)		
H-1-0; A-1-0; N-1-0		
March 14, 1951.....N	W	61-59
Jan. 2, 1970.....A	W	121-83
Jan. 2, 1971.....H	W	101-82
Pittsburgh (1-9)		
H-0-2; A-0-5; N-1-2		
Dec. 8, 1973.....N	L	60-82
Dec. 22, 1982.....H	L	74-75
Dec. 20, 1983.....A	L	89-102
March 18, 1984.....N	L	63-66
Dec. 21, 1984.....N	W	83-76
Dec. 21, 1985.....A	L	75-88
Dec. 28, 1987.....A	L	71-72
Dec. 22, 2003.....A	L	56-63
Nov. 24, 2006.....A	L	66-88
Dec. 21, 2008.....H	L	56-48
Princeton (0-3)		
H-0-1; A-0-0; N-0-2		
Dec. 15, 1972.....N	L	59-61
Dec. 28, 1998.....N	L	46-50
Dec. 30, 2011.....H	L (3 OT) 73-75	
Providence (1-1)		
H-0-0; A-0-1; N-1-0		
Dec. 29, 2006.....N	W	92-62
Dec. 22, 2007.....A	L	95-101
Purdue (2-0)		
H-1-0; A-0-0; N-1-0		
Dec. 26, 1974.....N	W	69-66
Nov. 29, 2005.....H	W	97-57
Radford (1-0)		
H-1-0; A-0-0; N-0-0		
Dec. 20, 1995.....H	W	79-59
Rhode Island (3-0)		
H-1-0; A-1-0; N-1-0		
March 12, 1987.....H	W	107-92
Dec. 29, 1989.....A	W	95-76
Nov. 25, 2000.....N	W	86-71
Rhodes College (0-1)		
(Formerly known as Southwestern [Memphis])		
H-0-0; A-0-1; N-0-0		
Dec. 30, 1948.....A	L	47-54
Rice (5-2)		
H-3-0; A-1-2; N-1-0		
Dec. 6, 1961.....H	W	76-66
Dec. 11, 1963.....A	L	81-102

Dec. 30, 1964.....N	W	81-56
Dec. 5, 1966.....H	W	76-72
Jan. 20, 1969.....A	L	80-83
Nov. 29, 1996.....H	W	79-54
Nov. 14, 1997.....A	W	65-53
Richmond (1-3)		
H-0-1; A-1-2; N-0-0		
Dec. 22, 1962.....H	L	56-62
Jan. 2, 1964.....A	L	65-69
Dec. 16, 1966.....A	L	76-80
Dec. 20, 1967.....A	W	114-91
Rider (1-0)		
H-1-0; A-0-0; N-0-0		
Jan. 4, 1989.....H	W	113-67
Robert Morris (1-0)		
H-1-0; A-0-0; N-0-0		
Dec. 23, 1991.....H	W	76-60
Rollins (20-2)		
H-13-0; A-7-2; N-0-0		
Feb. 1, 1951.....A	W	60-57
Feb. 20, 1951.....H	W	62-45
Feb. 1, 1952.....H	W	74-71
Feb. 8, 1952.....A	L	55-69
Dec. 12, 1952.....H	W	90-83
Dec. 31, 1952.....A	L	79-82
Jan. 11, 1954.....A	W	82-72
Jan. 19, 1954.....H	W	85-68
Jan. 31, 1955.....H	W	86-74
Feb. 16, 1955.....A	W	110-82
Dec. 5, 1955.....H	W	101-67
Jan. 9, 1956.....A	W	71-70
Feb. 4, 1957.....H	W	97-94
Feb. 16, 1957.....H	W	96-79
Feb. 13, 1958.....H	W	80-61
Feb. 23, 1959.....A	W	94-83
Feb. 11, 1960.....H	W	101-58
Jan. 28, 1961.....A	W	78-70
Jan. 11, 1962.....H	W	110-53
Dec. 8, 1969.....A	W	107-86
Dec. 2, 1975.....H	W	90-47
Nov. 28, 1977.....H	W	83-59
Rutgers (1-0)		
H-1-0; A-0-0; N-0-0		
Dec. 22, 1967.....H	W	87-77
Saint Bonaventure (1-0)		
H-0-0; A-0-0; N-1-0		
March 16, 2012.....N	W	66-63
Saint Joseph's (Pa.) (2-0)		
H-1-0; A-0-0; N-1-0		
Jan. 7, 1985.....H	W	88-72
Nov. 17, 2012.....N	W	73-66
Saint Leo (3-0)		
H-3-0; A-0-0; N-0-0		
Dec. 5, 1977.....H	W	90-49
Jan. 25, 1982.....H	W	101-74
Nov. 29, 1982.....H	W	92-54
Saint Louis (11-1)		
H-3-0; A-6-1; N-2-0		
Jan. 4, 1972.....N	W	63-62
Jan. 26, 1978.....A	W	88-75
Feb. 4, 1978.....A	W	72-68
Jan. 12, 1979.....A	W	61-59
Feb. 12, 1979.....H	W	84-79
Jan. 4, 1980.....A	W	75-73
Feb. 14, 1980.....A	W	71-69
Feb. 4, 1981.....A	L	71-72
Feb. 9, 1981.....H	W	70-57
March 5, 1981.....N	W	84-77
Jan. 13, 1982.....A	W	75-74
Jan. 23, 1982.....H	W	89-73
Saint Peter's (1-0)		
H-1-0; A-0-0; N-0-0		
Dec. 23, 2006.....H	W	76-63
Saint Thomas (6-0)		
H-3-0; A-3-0; N-0-0		
Dec. 3, 1970.....H	W	106-70
Feb. 28, 1972.....A	W	94-66
Dec. 9, 1972.....H	W	97-62
Dec. 3, 1973.....H	W	109-71
Jan. 11, 1975.....A	W	88-59
Jan. 20, 1975.....A	W	95-85
Sam Houston State (1-0)		
H-1-0; A-0-0; N-0-0		
Nov. 13, 1998.....H	W	88-51

Samford (Howard) (11-0)		
H-7-0; A-3-0; N-1-0		
Jan. 20, 1950.....A	W	59-58
Feb. 4, 1950.....H	W	50-39
Dec. 15, 1950.....H	W	60-44
Jan. 19, 1951.....A	W	58-51
Feb. 26, 1951.....N	W	64-54
Feb. 18, 1966.....H	W	77-66
Dec. 9, 1967.....H	W	104-89
Jan. 16, 1971.....H	W	122-79
Jan. 25, 1973.....A	W	47-34
Dec. 19, 1989.....H	W	100-62
Dec. 2, 2007.....H	W	61-45
San Diego State (0-1)		
H-0-0; A-0-0; N-0-0		
Dec. 29, 1982.....A	L	85-89
San Francisco (0-1)		
H-0-0; A-0-1; N-0-0		
Dec. 18, 1976.....A	L	87-93
Santa Clara (1-1)		
H-0-0; A-0-0; N-1-1		
Dec. 29, 1955.....N	L	59-61
Dec. 17, 1976.....N	W	94-80
Savannah State (3-0)		
H-3-0; A-0-0; N-0-0		
Nov. 24, 2002.....H	W	79-46
Nov. 20, 2001.....H	W	93-41
Feb. 1, 2004.....H	W	88-73
Seton Hall (3-1)		
H-0-1; A-1-0; N-2-0		
Feb. 3, 1973.....N	W	80-61
Dec. 10, 1977.....N	W	94-63
Jan. 18, 1997.....A	W	67-56
Dec. 11, 1999.....H	L	56-79
Sewanee (3-3)		
H-1-1; A-2-1; N-0-1		
Feb. 18, 1949.....H	L	35-43
Feb. 19, 1949.....H	W	47-39
Feb. 17, 1950.....A	W	80-59
Feb. 18, 1950.....A	W	85-65
Dec. 26, 1951.....N	L	48-58
Dec. 17, 1952.....A	L	58-69
Shawnee State (1-0)		
H-1-0; A-0-0; N-0-0		
Nov. 24, 2004.....H	W	88-65
Siena (1-0)		
H-1-0; A-0-0; N-0-0		
Nov. 18, 1992.....H	W	89-80
South Alabama (10-3)		
H-6-2 A-4-1; N-0-0		
Jan. 19, 1972.....H	W	105-72
Feb. 7, 1972.....A	W	104-81
Feb. 23, 1973.....A	W	86-69
Feb. 23, 1974.....H	W	105-63
March 4, 1974.....A	W	96-91
Jan. 22, 1977.....H	W	115-86
Feb. 2, 1978.....H	L	56-58
Feb. 6, 1979.....A	L	61-78
Dec. 14, 1988.....H	W	87-82
Jan. 2, 1990.....A	W	78-75
Dec. 16, 2004.....H	W	83-52
Nov. 20, 2012.....H	W	80-39
Nov. 9, 2012.....H	L	71-76
South Carolina (16-14)		
H-6-8; A-8-5; N-2-1		
Jan. 4, 1960.....H	W	93-75
Dec. 17, 1960.....A	L	72-81
Jan. 28, 1969.....H	W	87-76
Dec. 30, 1980.....H	L	78-80
Feb. 18, 1981.....A	L	70-83
Dec. 22, 1981.....A	W	82-77
Feb. 22, 1982.....H	L	84-87
Feb. 2, 1983.....A	W	90-85
Feb. 28, 1983.....H	L	76-79
Jan. 3, 1984.....H	L	68-76
Jan. 28, 1984.....A	W	87-82
March 8, 1984.....N	W	72-65
Feb. 2, 1985.....A	L	77-92
March 2, 1985.....H	W	87-75
Feb. 1, 1986.....A	L	73-81
March 1, 1986.....H	W	68-62
Jan. 21, 1987.....H	L	60-63
Feb. 14, 1987.....A	W	80-72
March 6, 1987.....N	L	



2013-14 MEN'S BASKETBALL

SERIES RECORDS

SERIES RECORDS - GAME-BY-GAME

Jan. 20, 1990.....H L 53-56
March 3, 1990.....A W 79-70
Jan. 19, 1991.....A W 81-80
March 2, 1991.....H W 70-59
March 7, 1991.....N W 65-55
March 21, 2006.....H L (OT)68-69

South Carolina-Aiken (1-0)

H-1-0; A-0-0; N-0-0
Jan. 14, 1980.....H W 82-69

South Carolina-Spartanburg (1-0)

H-1-0; A-0-0; N-0-0
Dec. 4, 1986.....H W 97-69

South Carolina State (1-0)

H-1-0; A-0-0; N-0-0
Nov. 28, 2003.....H W 81-46

South Dakota (1-0)

H-1-0; A-0-0; N-0-0
Dec. 5, 1970.....H W 125-65

South Dakota State (1-0)

H-0-0; A-0-0; N-1-0
March 13, 1951.....N W 85-70

South Florida (20-12)

H-12-2; A-6-8; N-2-2

Jan. 29, 1973.....H W 95-53
Jan. 19, 1974.....A L 94-95
Feb. 9, 1974.....H W 118-84
Jan. 15, 1975.....A L 71-77
Feb. 28, 1975.....H W 77-64
Dec. 19, 1975.....N W 78-71
Jan. 20, 1976.....A W 76-72
Feb. 7, 1976.....H W 88-62
Jan. 20, 1977.....A W 97-74
Feb. 26, 1977.....H W 103-72
Dec. 9, 1977.....N W 76-67
Dec. 6, 1979.....A W 89-71
Jan. 7, 1980.....H W 84-69
Dec. 5, 1981.....A L 67-82
Dec. 10, 1982.....N L 77-90
Feb. 22, 1984.....A L 51-53
Jan. 9, 1985.....H L 54-56
Feb. 16, 1987.....H W 83-78
Jan. 16, 1988.....A W 86-70
Dec. 20, 1988.....H W 113-81
Dec. 16, 1989.....A W 78-72
Dec. 18, 1990.....H W 80-72
Dec. 20, 1991.....A L 88-92
Dec. 30, 1992.....H W 94-73
Dec. 11, 1993.....A L 63-65
Nov. 29, 1994.....H W 95-88
Jan. 31, 1998.....A L 68-70
Feb. 2, 1999.....H W 77-66
Jan. 8, 2000.....A L 55-66
Dec. 7, 2000.....H L 54-69
Jan. 2, 2002.....A W 78-74
Nov. 18, 2007.....N L 67-68

Southeast Missouri State (1-0)

H-1-0; A-0-0; N-0-0
Dec. 22, 1994.....H W 100-75

Southeastern Louisiana (1-0)

H-1-0; A-0-0; N-0-0
Dec. 10, 2006.....H W 88-62

Southern California (2-2)

H-1-0; A-0-1; N-1-1
Dec. 21, 1968.....H W 70-68
Jan. 3, 1970.....A L 68-71
Dec. 18, 1970.....N L 85-94
March 14, 1991.....N W 75-72

Southern Illinois (1-1)

H-1-0; A-0-1; N-0-0
Jan. 27, 1973.....H W 78-73
Jan. 21, 1974.....A L 73-77

Southern Methodist (1-0)

H-1-0; A-0-0; N-0-0
Nov. 14, 2006.....H W 59-52

Southern Mississippi (16-8)

H-10-2; A-5-6; N-1-0
Dec. 11, 1951.....A L 83-84
Dec. 14, 1951.....H L 70-78
Feb. 18, 1957.....H W 81-72
Jan. 6, 1959.....H W 65-62
Jan. 9, 1960.....A L 78-87
Dec. 7, 1970.....N W 117-84
Jan. 13, 1983.....H W 71-65
Jan. 29, 1983.....A W 94-82
Jan. 7, 1984.....A W 83-64
Feb. 4, 1984.....H W 78-74
Jan. 26, 1985.....A L 63-77

Feb. 11, 1985.....H W 91-79
Jan. 18, 1986.....H L 92-94
Feb. 8, 1986.....A L 96-102
Jan. 14, 1987.....A W 95-74
Feb. 28, 1987.....H W 117-102
Feb. 13, 1988.....H W 83-75
March 5, 1988.....A W 87-83
Jan. 7, 1989.....H W 104-79
March 4, 1989.....A W 81-78
Jan. 6, 1990.....H W 113-82
Jan. 31, 1990.....A L 72-84
Jan. 5, 1991.....A L 72-84
Feb. 26, 1991.....H W 85-83

Southern University (1-0)

H-1-0; A-0-0; N-0-0
Dec. 6, 1991.....H W 95-75

Spring Hill (3-3)

H-2-1; A-1-2; N-0-0
Dec. 10, 1947.....H W 39-36
Jan. 24, 1948.....A L 54-76
Dec. 19, 1951.....A L 54-64
Dec. 19, 1953.....H L 60-69
Jan. 18, 1955.....A W 81-72
Dec. 9, 1958.....H W 100-70

Stetson (41-11)

H-24-4; A-13-7; N-4-0
Jan. 13, 1948.....A L 56-65
Feb. 24, 1948.....H W 41-38
Jan. 5, 1949.....A W 49-40
Jan. 14, 1949.....A W 40-36
Jan. 28, 1950.....H L 61-70
Jan. 12, 1951.....H L 66-67
Jan. 27, 1951.....A L 53-71
March 2, 1951.....N W 65-58
Feb. 7, 1952.....A L 48-58
Feb. 23, 1952.....H L 64-66
Feb. 10, 1953.....A W 83-79
Feb. 25, 1953.....H L 76-66
March 5, 1953.....H L 81-94
Dec. 18, 1953.....H W 74-71
Jan. 16, 1954.....A L 60-82
Dec. 18, 1954.....H W 94-79
Jan. 29, 1955.....A W 84-73
Feb. 28, 1955.....H W 86-77
Dec. 10, 1955.....H W 71-78
Feb. 20, 1956.....A W 89-84
Jan. 14, 1957.....A L 70-97
Jan. 19, 1957.....H W 104-86
Jan. 16, 1958.....H W 77-60
Feb. 21, 1959.....A L 91-98
Feb. 9, 1963.....H W 73-57
Feb. 27, 1964.....A W 80-60
Jan. 6, 1968.....A W 72-60
Feb. 29, 1968.....H W 111-81
Feb. 10, 1969.....H W 95-67
Feb. 26, 1970.....A W 94-64
Jan. 18, 1971.....H W 78-71
Dec. 6, 1971.....A W 49-47
Feb. 26, 1972.....N W 90-54
Jan. 17, 1973.....H W 84-67
March 5, 1975.....A L 54-63
Dec. 11, 1975.....H W 81-71
Feb. 12, 1977.....A W 87-80
Jan. 12, 1987.....H W 83-75
Dec. 16, 1987.....N W 80-67
Dec. 9, 1988.....H W 91-74
Dec. 22, 1989.....H W 92-83
Jan. 14, 1991.....H W 69-64
Dec. 18, 2002.....H W 93-76
Dec. 30, 2003.....A W 87-72
Dec. 23, 2004.....H W 71-61
Dec. 20, 2005.....H W 75-57
Dec. 5, 2006.....A W 82-63
Nov. 30, 2007.....H W 72-59
Nov. 20, 2008.....H W 79-77
Nov. 18, 2009.....H W 80-38
Dec. 15, 2010.....H W 97-63
Nov. 16, 2011.....H W 79-66

Staubenville (0-1)

H-0-0; A-0-1; N-0-0
Dec. 3, 1956.....A L 64-79

Syracuse (1-3)

H-0-0; A-1-1; N-0-2
Feb. 3, 1990.....N L 69-90
Feb. 18, 1991.....A L 79-88
Dec. 3, 1991.....N L 71-89
March 12, 1997.....A W 82-67

Tampa (31-8)

H-20-0; A-11-6; N-0-2
Jan. 15, 1949.....A L 56-58
Feb. 2, 1949.....A W 60-58
March 1, 1949.....N L 47-56
Jan. 12, 1950.....A L 60-80

Feb. 11, 1950.....H W 58-56
Jan. 17, 1951.....H W 80-69
Jan. 25, 1951.....A L 66-76
Jan. 15, 1952.....A W 72-66
Feb. 15, 1952.....H W 79-60
Feb. 29, 1952.....N L 57-78
Jan. 12, 1953.....A L 73-77
Feb. 14, 1953.....H W 83-74
Jan. 6, 1954.....H W 74-58
Jan. 12, 1954.....A W 73-63
Dec. 14, 1954.....H W 90-62
Jan. 8, 1955.....A W 96-61
Dec. 13, 1955.....A W 89-67
Feb. 7, 1956.....H W 88-73
Feb. 2, 1957.....A W 82-67
Feb. 25, 1957.....H W 88-57
Feb. 24, 1958.....A W 56-79
Jan. 14, 1960.....H W 72-67
Feb. 1, 1960.....A L 68-83
Dec. 1, 1960.....H W 88-60
Dec. 24, 1961.....A W 116-95
Feb. 12, 1962.....H W 91-71
Feb. 26, 1962.....H W 123-92
Dec. 1, 1962.....H W 92-60
Feb. 25, 1963.....A W 80-58
Dec. 21, 1963.....H W 107-61
Feb. 20, 1965.....A W 71-64
Dec. 6, 1965.....H W 121-57
Feb. 26, 1966.....A W 99-70
Jan. 30, 1967.....H W 109-72
Feb. 27, 1967.....A W 87-84
Nov. 28, 1983.....H W 83-70
Nov. 26, 1984.....H W 89-52
Nov. 28, 1985.....H W 86-62

Temple (1-2)

H-0-1; A-0-1; N-1-0
Dec. 20, 1992.....N W 91-80
Dec. 14, 1998.....A L (OT) 66-75
Nov. 29, 1999.....H L 58-69

Tennessee (3-5)

H-1-0; A-1-4; N-1-1
Dec. 9, 1957.....H L 57-74
Jan. 4, 1961.....A L 68-70
Jan. 16, 1961.....A W 69-62
Dec. 22, 1964.....N L 43-65
Dec. 50, 1986.....N W 91-90
Dec. 19, 1987.....A L 78-81
Jan. 15, 1989.....H W 101-90

Tennessee-Chattanooga (2-0)

H-1-0; A-1-0; N-0-0
Jan. 3, 1963.....A W 72-55
Feb. 1, 1975.....H W 111-70

Tennessee-Martin (2-0)

H-2-0; A-0-0; N-0-0
Dec. 18, 1984.....H W 90-73
Dec. 22, 2009.....H W 95-68

Tennessee State (1-0)

H-1-0; A-0-0; N-0-0
Dec. 17, 1996.....H W 100-62

Tennessee Tech (2-0)

H-2-0; A-0-0; N-0-0
Dec. 2, 1957.....H W 74-71
Dec. 16, 2008.....H W 69-59

Texas (2-0)

H-1-0; A-1-0; N-0-0
Dec. 27, 1969.....H W 82-61
Dec. 1, 1970.....A W 80-78

Texas A&M (3-1)

H-0-1; A-1-0; N-2-0
Dec. 13, 1956.....H L 74-83
Jan. 4, 1974.....N W 99-79
Dec. 16, 1977.....A W 100-77
March 18, 2011.....N W 57-50

Texas A&M-Corpus Christi (3-1)

H-3-1; A-0-0; N-0-0
Jan. 6, 2003.....H W 72-56
Nov. 22, 2004.....H L 67-70
Jan. 3, 2009.....H W 69-48
Jan. 4, 2010.....H W 95-54

Texas Christian (1-2)

H-0-0; A-0-1; N-1-1
Dec. 12, 1963.....A L 60-66
March 13, 1998.....N W 96-87
Nov. 28, 2004.....N L 70-71

Texas Pan American (2-0)
(Formerly known as Pan American)

Dec. 23, 1970.....A W 95-90
Jan. 31, 1972.....H W 109-83

Texas Southern (2-0)

H-2-0; A-0-0; N-0-0
Nov. 19, 2004.....H W 71-62
Dec. 7, 2005.....H W 90-59

Toledo (3-0)

H-1-0; A-1-0; N-1-0
Nov. 26, 1976.....N W 70-66
March 7, 1980.....A W 94-91
March 13, 2007.....H W 77-61

Troy State (8-1)

H-6-0; A-2-1; N-0-0
Dec. 12, 1947.....H W 57-37
Jan. 30, 1948.....A L 48-49
Dec. 15, 1948.....A W 68-64
Jan. 21, 1949.....H W 63-45
Dec. 10, 1949.....H W 61-27
Feb. 15, 1950.....A W 79-71
Feb. 6, 1956.....H W 90-65
Jan. 8, 1977.....H W 83-69
Dec. 1, 1977.....H W 110-82

Tulane (23-12)

H-12-3; A-8-9; N-3-0
Jan. 14, 1967.....A L 85-87
Feb. 11, 1967.....H W 100-90
Jan. 8, 1969.....A W 97-94
Jan. 18, 1969.....H W 99-90
Jan. 17, 1970.....A W 82-77
Feb. 14, 1970.....H W 112-77
Jan. 13, 1971.....H L 69-88
Feb. 12, 1972.....H W 94-84
Dec. 30, 1977.....A W 71-56
Jan. 7, 1978.....A W 87-85
Jan. 14, 1978.....H W 103-85
Jan. 10, 1979.....A L 60-74
Jan. 29, 1979.....H W 89-84
March 1, 1979.....A W 101-92
Jan. 2, 1980.....N W 108-97
Jan. 12, 1980.....A L 79-80
Feb. 28, 1980.....A W 85-75
Jan. 24, 1981.....H W 79-61
Feb. 1, 1982.....A L 53-66
Feb. 10, 1982.....H L 61-62
March 5, 1982.....N W 54-49
Feb. 14, 1983.....H L 79-80
March 5, 1983.....A L 66-71
Jan. 9, 1984.....A L 43-50
Feb. 20, 1984.....H W 52-51
Jan. 28, 1985.....A L 61-64
Feb. 6, 1985.....H W 74-51
Jan. 4, 1990.....H W 92-68
Feb. 20, 1990.....A W 69-67
Jan. 3, 1991.....A L 61-77
Feb. 2, 1991.....H W 85-79
March 20, 1993.....N W 94-63
Dec. 10, 1994.....H W 81-74
Dec. 5, 1995.....A L 77-78

Tulsa (4-0)

H-1-0; A-1-0; N-2-0
Dec. 23, 1963.....H W 91-76
Dec. 26, 1964.....A W 74-72
Dec. 30, 1982.....N W 96-80
Dec. 29, 2012.....N W 82-63

UCLA (0-2)

H-0-0; A-0-1; N-0-1
March 26, 1972.....A L 76-81
Nov. 27, 1992.....N L 83-86

UNC Asheville (3-0)

H-3-0; A-0-0; N-0-0
Jan. 2, 1992.....H W 107-54
Dec. 17, 1997.....H W 77-60
Jan. 6, 2001.....H W 76-68

UNC Charlotte (3-2)

H-0-1; A-1-1; N-2-0
Jan. 29, 1977.....H L 65-76
Feb. 13, 1978.....A L 79-88
Dec. 29, 1981.....N W 76-73
Dec. 19, 1992.....N W 63-59
Dec. 22, 2012.....A W 79-76

UNC Greensboro (4-0)

H-2-0; A-2-0; N-0-0
Dec. 30, 1993.....H W 94-76
Feb. 1, 1995.....A W 75-65
Nov. 14, 2010.....A W 97-73
Dec. 11, 2011.....H W 75-60



2013-14 MEN'S BASKETBALL

ALL-TIME FSU SCORES

*denotes member of the Dixie Conference from 1948-49 to 1950-51
*denotes member of the Florida Intercollegiate Conference from 1954-55 to 1956-57
*denotes member of the Metro Conference from 1976-77 to 1990-91
*denotes member of the Atlantic Coast Conference from 1991-92 to present

Associated Press Poll rankings listed in brackets (Florida State first/Opponent second). The AP polls began in 1948-49. From 1960-61 to 1967-68, the Associated Press ranked only the nation's top-10 teams.

1947-48

Record: 5-13 H: 5-4 A: 0-9
D10..... Spring Hill College..... W 39-36
D12..... Troy State..... W 57-37
J10..... Wofford College..... L 45-48
J13..... at Stetson..... L 56-65
J15..... Georgia Teachers..... L 56-60
J17..... at Georgia Savannah..... L 46-63
J23..... Mercer..... L 48-61
J24..... at Spring Hill College..... L 54-76
J30..... at Troy State..... L 48-49
F3..... at Mercer..... L 43-68
F5..... at Erskine College..... L 45-47
F6..... at Wofford College..... L 38-77
F12..... Georgia Savannah..... L 42-44
F13..... at Southern..... L 41-47
F19..... at Georgia Teachers..... L 47-65
F21..... Southern..... W 55-48
F24..... Stetson..... W 41-38
F28..... Erskine College..... W 49-48
1-First game played at West Campus Gymnasium in Tallahassee, Fla.

1948-49

Record: 12-12 H: 8-3 A: 3-7 N: 1-2 Dixie: 6-6
D7..... * Mississippi College..... W 53-21
D10..... Southern..... W 46-38
D11..... Southern..... W 63-45
D15..... at Troy State..... W 68-64
D28..... * at Lambuth College..... L 50-57
D29..... at Union..... L 52-56
D30..... at SW-Memphis..... L 47-54
J5..... * Stetson..... W 49-40
J14..... * at Tampa..... W 40-36
J15..... * at Tampa..... L 51-63
J18..... * Mercer..... L 56-65
J21..... Troy State..... W 63-45
J27..... * at Oglethorpe..... L 52-64
J28..... * at Mercer..... L 59-62
F2..... * Tampa..... W 60-58
F4..... * at Mississippi College..... L 46-57
F5..... * at Millsaps College..... W 49-46
F12..... * Oglethorpe..... W 47-46
F18..... Sewanee..... L 35-43
F19..... Sewanee..... W 47-39
F23..... Birmingham Southern..... L 44-50
F28..... vs Mercer..... W 52-46
M1..... vs Tampa..... L 47-58
M2..... vs Lambuth College..... L 49-63
1-Dixie Conference Tournament at Jackson, Miss.

1949-50

Record: 15-10 H: 10-2 A: 5-7 N: 0-1 Dixie: 6-3
D5..... * Mississippi College..... W 43-24
D6..... * Mississippi College..... W 51-45
D10..... Troy State..... W 61-27
D15..... College of Charleston..... W 72-37
D19..... vs Central College..... L 50-62
D20..... at Drury College..... L 52-59
D21..... at SW Missouri State..... L 34-79
D12..... at Tampa..... L 60-80
J13..... * at Florida Southern..... L 65-71
J14..... * at Florida Southern..... L 48-59
J17..... * Mercer..... W 57-45
J20..... * at Howard..... W 59-58
J21..... at Birm. Southern..... L 45-55
J26..... * Millsaps College..... W 62-45
J28..... Stetson..... L (OT)61-70
F1..... * at Mercer..... L 61-69
F4..... * Howard..... W 50-39
F10..... David Lipscomb..... W 57-53
F11..... Tampa..... W 58-56
F15..... at Troy State..... W 79-71
F17..... at Sewanee..... W 80-59
F18..... at Sewanee..... W 85-65
F23..... at Stetson..... W 74-68
F28..... Florida Southern..... L 56-68
M1..... Mississippi College..... W 72-63
1-Dixie Conference Tournament at Tallahassee, Fla.

1950-51

Record: 18-9 H: 7-2 A: 6-6 N: 5-1 Dixie: 7-0/1st Place/Regular Season Champion
Postseason: NAIB Fourth Round
D9..... at Col. of Charleston..... W 74-54
D11..... * at Mercer..... W 55-52
D14..... Conn. State Teachers..... W (OT)76-68

D15..... * Howard..... W 60-44
D16..... * at Florida Southern..... W 86-55
D19..... at Miami..... L 61-80
J5..... at Lipscomb College..... L 73-86
J9..... Mississippi..... W 63-58
J12..... Stetson..... L 66-67
J13..... * Florida Southern..... W 44-41
J17..... Tampa..... W 80-69
J19..... * at Howard..... W 58-51
J25..... at Tampa..... L 66-76
J27..... at Stetson..... L 53-71
F1..... at Rollins College..... W 60-57
F9..... Loyola New Orleans..... L 65-75
F14..... * at Mississippi..... L 75-79
F15..... * at Mississippi College..... W 77-54
F17..... * Mercer..... W 69-64
F23..... Rollins College..... W 62-45
F27..... vs Howard..... W 64-54
F28..... at Mercer..... L 65-69
M2..... vs Stetson..... W 65-58
M3..... vs Georgia Teachers..... W 69-67
M12..... vs South Dakota State..... W 85-70
M14..... vs Pepperdine..... W 61-59
M15..... vs Millikin..... L 60-91
1-Dixie Conference Tournament at Macon, Ga.; 2-NAIB District 25 Tournament at Jacksonville, Fla.; 3-NAIB National Tournament at Kansas City, Mo.

1951-52

Record: 5-20 H: 3-6 A: 1-9 N: 1-5
N26..... at Parris Island USMC..... L 46-78
D8..... Culver-Stockton..... L 56-59
D10..... at Mississippi State..... L 47-75
D12..... at Mississippi Southern..... L 43-84
D14..... Mississippi Southern..... L 70-78
D19..... at Spring Hill College..... L 54-64
D21..... vs Sewanee..... L 48-58
D27..... vs Georgia..... L 50-79
D28..... vs Clemson..... L 56-62
D29..... vs Florida..... L 51-61
J5..... at Loyola-New Orleans..... L 52-74
J11..... at Miami..... L 56-93
J15..... at Tampa..... W 72-66
J16..... at Florida Southern..... L 51-54
J19..... Georgia Teachers..... L 75-93
J23..... Florida Southern..... W 72-55
J26..... Parris Island USMC..... L 62-64
F1..... Rollins College..... W 74-71
F7..... at Stetson..... L 48-58
F8..... at Rollins College..... L 55-69
F11..... Miami..... L 63-76
F16..... Tampa..... W 79-60
F23..... Stetson..... L 64-66
F29..... vs Miami..... W 73-70
M1..... vs Tampa..... L 57-78
1-at Tampa, Fla.; 2-Gator Bowl Tournament at Jacksonville, Fla.; 3-NAIB District 25 Tournament at DeLand, Fla.

1952-53

Record: 11-11 H: 6-2 A: 4-9 N: 1-0 Postseason: NAIB Second Round
D5..... at Mercer..... L 61-76
D6..... at Georgia Teachers..... W 68-63
D12..... Rollins College..... W 90-83
D13..... Mercer..... W (OT)77-76
D15..... Central College..... L 59-62
D19..... at Sewanee..... L 58-69
D20..... Mississippi State..... W 82-52
J6..... Loyola-New Orleans..... L 66-72
J9..... at Miami..... L 63-93
J12..... at Tampa..... L 73-77
J13..... at Florida Southern..... W 71-69
J31..... at Rollins College..... L 79-82
F2..... at Memphis State..... L 75-87
F4..... at Arkansas State..... L 77-88
F10..... Stetson..... W 76-66
F13..... at Florida Southern..... W 79-77
F14..... Tampa..... W 83-74
F21..... at Loyola-New Orleans..... L 77-85
F23..... Miami..... W 81-75
F25..... at Stetson..... W 83-79
F27..... vs Mercer..... W 87-77
F28..... at Stetson..... L 81-94
1-NAIB District 25 Tournament at DeLand, Fla.

1953-54

Record: 13-7 H: 9-2 A: 4-5
D4..... at Mississippi State..... L 75-87
D8..... Mercer..... W 72-70
D11..... Georgia Teachers..... W 66-58
D16..... Jacksonville State..... W 72-61
D18..... Stetson..... W 74-71
D19..... Spring Hill College..... L 60-69
J6..... Tampa..... W 74-58
J7..... Loyola-New Orleans..... L 76-80
J9..... at Miami..... L 61-78
J11..... at Rollins College..... W 82-72
J12..... at Tampa..... W 73-63
J13..... at Florida Southern..... W 98-80
J16..... at Stetson..... L 60-82

J19..... Rollins College..... W 85-68
J21..... Florida Southern..... W 99-71
J30..... at Mercer..... L 63-70
F5..... Miami..... W 76-69
F13..... at Loyola-New Orleans..... L 72-88
F17..... at Georgia Teachers..... W 89-85
F20..... Arkansas State..... W 78-68

1954-55

Record: 22-4 H: 12-0 A: 7-2 N: 3-2 Florida Intercollegiate: 10-0/1st Place Postseason: NAIB Fourth Round
D4..... Jacksonville State..... W 103-76
D6..... Georgia Teachers..... W 75-67
D14..... * Tampa..... W 90-62
D18..... * Stetson..... W 94-79
D20..... * Miami..... W 71-66
D27..... vs Florida..... L 79-82
D28..... vs Georgia..... W 97-87
J3..... (17)..... at Duke..... L 75-97
J7..... * at Florida Southern..... W 73-69
J8..... * vs Tampa..... W 96-61
J15..... Georgia..... W 90-81
J18..... at Spring Hill College..... W 81-72
J19..... at Mississippi State..... W 91-76
J29..... * at Stetson..... W 84-73
J31..... * Rollins College..... W 86-74
F7..... * Florida Southern..... W 84-63
F14..... at Georgia..... W (OT)88-79
F16..... * at Rollins College..... W 110-82
F19..... at Loyola-New Orleans..... L 95-101
F21..... Mississippi State..... W 102-86
F23..... Loyola-New Orleans..... W 87-84
F25..... * at Miami..... W 86-80
F28..... Stetson..... W 86-77
M1..... Ga. Teachers College..... W 91-83
M7..... vs Montana State..... W 93-84
M9..... vs Beloit College..... L 88-110
1-Gator Bowl Tournament at Jacksonville, Fla.; 2-at Clearwater, Fla.; 3-Florida Intercollegiate Conference Championship at Miami, Fla.; 4-NAIB District 25 Tournament at Tallahassee, Fla.; 5-NAIB National Tournament at Kansas City, Mo.

1955-56

Record: 16-9 H: 9-0 A: 5-5 N: 2-4 Florida Intercollegiate: 9-1/1st Place
D1..... (3)..... at NC State..... L 63-88
D3..... at E.Tennessee State..... L 54-79
D5..... * Stetson..... W 101-67
D10..... * Stetson..... W 91-78
D13..... * at Tampa..... W 89-67
D16..... Morningside College..... W 104-83
D19..... vs Clemson..... L 76-94
D20..... vs Boston University..... L 86-52
D21..... vs Mississippi State..... L 71-79
D28..... vs West Virginia..... L 69-78
D29..... vs Santa Clara..... L 59-61
D30..... vs New York..... W 85-83
J7..... * Miami..... W 78-76
J9..... * at Rollins College..... W 71-70
J13..... at Georgia Teachers..... W 79-76
J14..... at Georgia Teachers..... L 81-90
J16..... Loyola New Orleans..... W 85-75
F6..... Troy State..... W 90-65
F7..... * Tampa..... W 88-73
F13..... * Florida Southern..... W 92-74
F18..... * at Florida Southern..... W 85-81
F20..... * at Stetson..... W 89-83
F25..... at Miami..... L 85-91
M3..... at Loyola New Orleans..... L 72-75
M5..... Georgia..... W 80-75
1-Carousel Tournament at Charlotte, N.C.; 2-Orange Bowl Tournament at Miami, Fla.; 3-Florida Intercollegiate Conference Championship at Miami, Fla.

1956-57

Record: 9-17 H: 6-5 A: 2-11 N: 1-1 Florida Intercollegiate: 5-5
D1..... at Duquesne..... L 55-70
D1..... at Steubenville..... L 64-79
D4..... (13)..... at West Virginia..... L 54-89
D8..... at Bradley..... L 66-90
D10..... at Florida..... L 65-67
D13..... Texas A&M..... L 74-83
D15..... East Tennessee State..... L 58-65
J1..... Georgia..... L 68-72
J2..... vs Morehead State..... L 75-97
J3..... vs Furman..... W 108-96
J10..... at NC State..... L 58-63
J12..... * Miami..... L 77-85
J14..... * at Stetson..... L 70-97
J19..... * Stetson..... W 104-86
J21..... at Georgia..... W 86-63
F2..... * at Tampa..... W 84-66
F4..... * Rollins College..... W 97-94
F5..... * at Florida Southern..... L 63-78
F11..... * Florida Southern..... L 67-73
F16..... * Rollins College..... W 96-79
F18..... Mississippi Southern..... W 81-72

F20..... Loyola New Orleans..... W 79-77
F23..... * at Miami..... L 82-98
F25..... * Tampa..... W 88-57
M1..... at Centenary College..... L 74-92
M2..... at Loyola New Orleans..... L 58-83
1-First game played at Tully Gymnasium on Florida State University campus; 2-Senior Bowl Tournament at Mobile, Ala.

1957-58

Record: 9-16 H: 8-3 A: 0-12 N: 1-1
D2..... Tennessee Tech..... W 74-71
D7..... Murray State..... W 84-60
D9..... at Tennessee..... L 57-74
D11..... at Furman..... L 70-71
D14..... at Furman..... L 89-95
D17..... at Loyola..... L 56-82
D18..... at Louisiana State..... L 65-67
J1..... vs The Citadel..... L 57-59
J2..... vs Georgia..... W 92-80
J6..... Loyola New Orleans..... W 67-79
J19..... Tampa..... W 72-53
J13..... (18)..... at Memphis State..... L 56-59
J16..... Stetson..... W 77-60
J18..... Miami..... W 71-70
J31..... (1)..... at West Virginia..... L 51-103
F1..... at Marshall..... L 68-109
F3..... at Ohio..... L 66-86
F4..... at Xavier..... L 60-76
F7..... Army..... L 62-71
F12..... Oklahoma City..... W 57-52
F13..... Rollins College..... W 80-61
F18..... Memphis State..... L 51-68
F22..... at Miami..... L 66-86
F24..... at Tampa..... L 56-79
M3..... Georgia..... W 85-77
1-Senior Bowl Tournament at Mobile, Ala.

1958-59

Record: 8-15 H: 7-3 A: 1-10 N: 0-2
D1..... (2)..... at Kentucky..... L 68-91
D6..... Furman..... W 73-72
D9..... Spring Hill College..... W 100-70
D11..... at Wake Forest..... L 64-73
D15..... Florida..... W 82-60
D17..... (13)..... at Auburn..... L 74-95
D19..... vs Miami..... L 79-85
D20..... vs Georgia..... L 72-83
D27..... Louisiana State..... W 82-67
D29..... (8)..... Auburn..... W 62-69
J6..... Mississippi Southern..... W 65-62
J13..... (18)..... Memphis State..... L 72-75
J17..... Miami..... W 93-69
J19..... at Georgia..... L 91-94
J31..... (14)..... at Oklahoma City..... L 75-103
F2..... at Centenary College..... L 63-83
F7..... Loyola New Orleans..... W 61-60
F9..... at Murray State..... L 71-96
F10..... at Memphis State..... L 69-93
F16..... (18)..... Oklahoma City..... L 84-98
F21..... at Stetson..... L 91-98
F23..... at Rollins College..... W 94-83
F28..... at Miami..... L 85-92
1-The Citadel Invitational at Charleston, S.C.

1959-60

Record: 10-15 H: 7-4 A: 3-10 N: 0-1
D1..... at Louisiana State..... L 78-89
D2..... at Loyola New Orleans..... L 64-71
D5..... at Florida..... L 71-81
D12..... at Auburn..... L 58-62
D14..... at Alabama..... W 86-74
D18..... at Clemson..... L 64-68
D28..... Auburn..... L 63-76
D29..... at Jacksonville..... W 86-69
D30..... vs Georgia..... L 66-69
J4..... South Carolina..... W 93-75
J5..... The Citadel..... W (OT)74-76
J7..... Centenary College..... W 81-71
J9..... at Mississippi Southern..... L 78-87
J11..... at Memphis State..... L 71-86
J14..... Tampa..... W 72-67
J16..... (15)..... Miami..... L 91-93
J30..... Morehead State..... W 78-75
F1..... at Tampa..... L 68-83
F19..... Memphis State..... L 67-83
F19..... Rollins College..... W 101-58
F13..... at Furman..... W 105-98
F15..... at The Citadel..... L 60-100
F22..... Loyola New Orleans..... W 69-50
F27..... (9)..... at Miami..... L 89-107
F29..... Georgia..... W 95-82
1-Gator Bowl Tournament at Jacksonville, Fla.

1960-61

Record: 14-10 H: 8-1 A: 6-7 N: 0-2
D1..... Tampa..... W 88-60
D3..... (20)..... at Kentucky..... W 63-58
D5..... at Vanderbilt..... L 55-75
D10..... (11)..... at Auburn..... L 57-74



ALL-TIME FSU SCORES

D12Clemson	W	74-57
D14Florida	L	67-74
D17at South Carolina	L	72-81
D19at Clemson	W	65-64
D28vs Georgia ¹	L	56-62
J4at Tennessee	L	(OT)68-70
J9Loyola New Orleans	W	73-55
J14Miami	W	89-78
J17vs Auburn ²	L	67-74
J28at Rollins College	W	78-70
J31Alabama	W	68-57
F6The Citadel	W	83-77
F11Valdosta State	W	86-66
F16at Georgia	W	77-68
F20at The Citadel	L	66-79
F22at Furman	W	95-57
F24at Florida	L	74-75
F24at Tampa	W	116-95
F25at Miami	L	73-75
F28at Loyola New Orleans	W	72-68

1-Gator Bowl Tournament at Jacksonville, Fla.; 2-Game played at Columbus, Ga.

1961-62

Record: 15-8 H: 8-2 A: 7-6			
D2(1).....at Ohio State	L	57-72
D4at Wisconsin	L	63-64
D6Rice	W	76-66
D7at Florida	W	85-71
D9at Auburn	W	56-52
D14Clemson	L	(2OT)77-82
D16at Tennessee	W	69-62
D30Auburn	L	57-62
J4Oklahoma City	W	99-74
J6at Furman	L	64-67
J8at Clemson	L	69-75
J11Rollins College	W	110-53
J13Miami	W	65-60
J31at Alabama	L	57-72
F3at Oklahoma City	W	81-79
F5at Houston	L	76-84
F8Valdosta State	W	72-42
F12Tampa	W	91-71
F15at Georgia	W	71-62
F21Florida	W	79-56
F24at Miami	W	83-80
F26at Tampa	W	123-92
M2Georgia	W	101-69

1962-63

Record: 15-10 H: 8-3 A: 4-7 N: 3-0			
D1Tampa	W	92-60
D3Valdosta State	W	65-42
D6Florida	L	59-80
D8at Auburn	L	47-65
D10Alabama	W	72-63
D12at Kentucky	L	54-83
D21Auburn	L	(2OT)70-77
D22Richmond	L	56-62
D27vs Georgia ¹	W	77-69
D28vs Alabama ²	W	49-48
D29vs Georgia Southern ³	W	79-60
J2at Tennessee	L	65-66
J3at UT - Chattanooga ⁴	W	72-55
J12Miami	W	(OT)77-74
J14Georgia	W	88-54
J17at Georgia	L	76-90
J19(7).....at Georgia Tech	L	55-70
J23at Florida	L	86-94
J26Houston	W	76-69
J28at Alabama	W	(OT)63-61
F5at Valdosta State	W	61-56
F9Stetson	W	73-57
F11Centenary College	W	82-68
F23at Miami	L	70-99
F25at Tampa	W	80-58

1963-64

Record: 11-14 H: 9-1 A: 1-12 S: 1-1			
D3at Florida	L	55-78
D7Auburn	W	69-67
D9at Alabama	L	53-62
D11at Rice	L	81-102
D12at Texas Christian	L	60-66
D21Tampa	W	107-61
D23Tulsa	W	91-76
D26vs Air Force ¹	L	53-78
D27vs Manhattan College ²	W	85-81
J2at Richmond	L	65-69
J4at Virginia Military	L	72-83
J11Miami	W	80-78
J16Memphis State	W	91-90
J18Georgia	W	64-63
J23Florida	L	50-52
J28at Auburn	L	59-63
J29Alabama	W	95-77
F6Furman	W	57-48
F8at Centenary College	L	72-79
F10at Memphis State	L	71-84

F15at Georgia Tech	L	(OT)73-77
F22Jacksonville	W	101-77
F27at Stetson	W	80-60
F29at Miami	L	80-82
M3at Georgia	L	70-85

1-Gator Bowl Tournament at Jacksonville, Fla.

1964-65

Record: 16-10 H: 9-1 A: 4-5 N: 3-4			
D1Valdosta State	W	81-57
D3Virginia Military	W	76-72
D5at Auburn	L	68-92
D7at Alabama	L	73-76
D9Florida	W	51-50
D18vs Oklahoma State ¹	L	56-60
D19vs Baylor ²	W	82-64
D22vs Tennessee ³	L	43-65
D26at Tulsa	W	74-72
D28vs DePaul ⁴	L	44-52
D29vs Creighton ⁵	L	77-85
D30vs Rice ⁶	W	81-56
J7at Georgia	W	(OT)64-55
J9Miami	W	67-66
J16Memphis State	W	74-61
J20at Georgia Tech	W	72-65
J25Auburn	W	58-55
J30Alabama	L	66-75
F4vs Duquesne ⁷	W	62-58
F7at Memphis State	W	81-70
F10Jacksonville	W	97-74
F15at Georgia Tech	L	76-77
F20at Tampa	W	71-64
F23at Florida	L	65-77
M1at Miami	L	75-82
M6Georgia	W	85-83

1-Vanderbilt Invitational at Nashville, Tenn.; 2-Game played at Memphis, Tenn.; 3-All-College Tournament at Oklahoma City, Okla.; 4-Game played at Baltimore, Md.

1965-66

Record: 15-11 H: 13-1 A: 1-8 N: 1-2			
D1Lamar Tech	W	73-68
D2Valdosta State	W	69-68
D6Tampa	W	121-57
D8at Florida	L	62-75
D16at North Carolina	L	80-115
D18Cal-Santa Barbara	W	62-61
D20vs Virginia Military ¹	W	65-64
D21vs Auburn ²	W	58-59
D27vs Auburn ³	L	64-80
J3at Georgia ⁴	L	57-63
J7Miami	W	78-62
J10Loyola New Orleans	W	73-53
J15Memphis State	W	67-63
J18Florida	L	65-74
J24at Jacksonville	L	86-90
J28Panama Nationals	W	96-73
J31Georgia Tech	W	71-66
F5at Memphis State	L	66-81
F7at Loyola New Orleans	L	62-63
F10Jacksonville	W	78-49
F14at Georgia Tech	L	88-95
F19Samford	W	77-66
F24Florida Southern	W	99-54
F26at Tampa	W	99-70
F28at Miami	L	90-112
M5Georgia	W	87-69

1966-67

Record: 11-15 H: 7-3 A: 3-6 N: 1-6			
D1Valdosta State	W	62-58
D5Rice	W	76-72
D7at Florida	L	30-50
D9vs Kansas ¹	L	48-62
D10at Kansas State ²	L	58-81
D16vs Richmond ³	L	76-80
D17vs Eastern Kentucky ⁴	L	59-81
D19vs The Citadel ⁵	W	83-67
D20(3).....vs North Carolina ⁶	L	54-81
D27vs Auburn ⁷	L	59-67
D28vs Alabama ⁸	L	79-80
J7Miami	W	61-60
J14at Tulane	L	85-87
J16at Memphis State	L	42-46
J23Jacksonville	W	81-70
J25Marshall	L	71-77
J28Georgia Tech	L	68-75
J30Tampa	W	109-72
F4Memphis State	W	55-51
F8at Jacksonville	W	68-67
F11Tulane	W	100-90
F18at Florida Southern	W	84-76
F22Florida	L	75-90
F25at Georgia Tech	L	84-102
F27at Tampa	W	87-84
M1at Miami	L	90-110

1-Sunflower Classic at Manhattan, Kan.; Virginia Tech Invitational at Blacksburg, Va.; Tampa Holiday Invitational

at Tampa, Fla.; Mobile Classic at Mobile, Ala.

1967-68

Record: 19-8 H: 12-1 A: 5-6 N: 2-1			
Postseason: NCAA First Round			
D2at Florida Presbyterian	W	90-66
D4at Ohio State	L	69-76
D7Florida	L	87-95
D9Samford	W	104-89
D15at Marquette ¹	L	58-78
D16vs Louisiana State ²	W	130-100
D20Richmond	W	114-91
D22Rutgers	W	87-77
D29vs George Washington ³	W	94-69
D30at Evansville ⁴	L	67-76
J2at The Citadel	W	96-75
J6Stetson	W	111-81
J12Miami	W	122-93
J16Jacksonville	W	92-79
J20at Georgia Tech	W	73-57
J26Hofstra	W	109-71
J30Valdosta State	W	81-71
F1(3).....at North Carolina	L	80-86
F3East Carolina	W	110-100
F7The Citadel	W	93-50
F10Florida Southern	W	104-82
F16at Jacksonville	W	106-65
F21at Florida	L	64-89
F24Georgia Tech	W	72-67
F29at Stetson	W	72-60
M1at Miami	L	84-96
M9vs E. Tennessee State ⁵	L	69-79

1-Milwaukee Classic at Milwaukee, Wisc.; 2-Evansville Invitational at Evansville, Ind.; 3-NCAA Midwest Regional First Round at Kent, Ohio

1968-69

Record: 18-8 H: 10-3 A: 7-4 N: 1-1			
D2Valdosta State	W	120-75
D6vs Miami ¹	W	111-84
D7at Jacksonville ²	W	95-88
D14at Virginia Tech	L	74-77
D16(19).....at Louisville	L	78-79
D21Southern California	W	70-68
D27(16).....Ohio State	L	86-93
D31New Hampshire	W	104-62
J4at Jacksonville	L	68-76
J8at Tulane	W	97-94
J10Miami	W	86-81
J13Kent State	L	67-76
J18Tulane	W	99-90
J20at Rice	L	80-83
J23Hawaii	W	92-60
J28(19).....South Carolina	W	87-76
F1Jacksonville	W	93-89
F3at Valdosta State	W	84-81
F7at Clemson	W	70-67
F8(2).....vs North Carolina ³	L	82-100
F10Stetson	W	95-67
F15(17).....Dayton	W	79-71
F18Georgia Tech	L	76-84
F22at Georgia Tech	W	98-80
F27at Florida Southern	W	84-79
M1at Miami	W	(OT)89-86

1-Civitan Greensboro Classic at Jacksonville, Fla.; 2-Game played at Greensboro, N.C.

1969-70

Record: 23-3 H: 12-0 A: 9-2 N: 2-1			
Postseason: AP No. 11			
D2Oregon State	W	69-68
D4Oregon	W	100-84
D8at Rollins College	W	107-86
D13(5).....vs North Carolina ¹	L	75-86
D20Georgetown	W	98-65
D22(14).....Louisville	W	79-69
D27Texas	W	82-61
D29vs Army ²	W	86-51
D30vs Florida ³	W	88-63
J2at Pepperdine	W	121-83
J5(19).....at Southern California	L	68-71
J9at Arizona	W	87-78
J15Miami	W	104-63
J17at Tulane	W	82-77
J22Clemson	W	122-80
J24at Georgia Tech	W	89-83
J27(18).....Jacksonville	W	89-83
F1(18).....Virginia Tech	W	83-73
F5(12).....at Kent State	W	80-79
F7(12).....at Dayton	W	82-76
F10(9).....Florida Southern	W	98-74
F14(9).....Tulane	W	112-77
F18(8).....at Jacksonville	L	81-85
F21(8).....Georgia Tech	W	97-80
F26(10).....at Stetson	W	94-64
F28(10).....at Miami	L	112-96

1-Game played at Greensboro, N.C.; 2-Gator Bowl Tournament at Jacksonville, N.C.

1970-71

Record: 17-9 H: 12-2 A: 4-5 N: 1-2			
D1at Texas	W	80-78
D3Biscayne	W	106-70
D5South Dakota	W	125-65
D7vs Southern Miss	W	117-84
D8(3).....at Jacksonville ¹	L	108-114
D12Valdosta State	W	111-63
D18(17).....vs S. California ²	L	85-94
D19(17).....vs Miami (Ohio) ³	L	64-67
D25at Pan American	W	95-90
D31Arizona	W	95-85
J2Pepperdine	W	101-82
J8Miami	W	114-106
J11Manhattan College	W	96-68
J13at Tulane	L	69-88
J16Samford	W	122-79
J18Stetson	W	78-71
J23Georgia Tech	L	67-85
J27(6).....at Jacksonville	L	65-83
J30Cal Irvine	W	82-69
F3Wisconsin-Milwaukee	W	98-61
F8at Georgia Tech	W	81-76
F11Georgia Southern	W	113-81
F15(6).....Jacksonville	L	79-90
F22(8).....at North Carolina	L	61-70
F25at Florida Southern	W	74-66



2013-14 MEN'S BASKETBALL

ALL-TIME FSU SCORES

1973-74

Record: 18-8 H: 10-0 A: 2-6 N: 6-2

N30HofstraW	92-63
D3BiscayneW	109-71
D7vs Clemson ¹W	65-58
D8at Pittsburgh ¹L	60-82
D10at Eastern KentuckyW	93-60
D15(9).....at LouisvilleL	78-90
D18(12).....Memphis StateW	88-80
D21vs Western KentuckyW	107-87
D22vs Wake Forest ²W	66-48
D27vs Indiana State ³L	92-93
D28vs Wisconsin Milwaukee ⁴W	84-82
J4vs Texas A&M ⁴W	99-79
J5at Houston ⁴L	74-79
J10Virginia TechW	85-80
J14vs Georgia Southern ⁵W	92-89
J19at South FloridaL	(OT)94-95
J21at Southern IllinoisL	73-77
J24JacksonvilleW	78-74
F1(17).....New MexicoW	90-71
F6Canisius CollegeW	91-74
F9South FloridaW	118-84
F13at JacksonvilleL	89-113
F16(4).....vs North Carolina ⁶L	85-104
F23South AlabamaW	105-63
F26Fairleigh DickinsonW	86-58
M4at South AlabamaW	96-91
1-Steel Bowl Tournament at Pittsburgh, Pa.; 2-Big Sun Classic at St. Petersburg, Fla.; 3-Mercer Classic Tournament at Macon, Ga.; 4-Bluebonnet Classic at Houston, Texas; 5-Game played at Savannah, Ga.; 6-Game played at Greensboro, N.C.			

1974-75

Record: 18-8 H: 15-1 A: 0-7 N: 3-0

N30Valdosta State College ¹W	81-74
D3Illinois StateW	72-70
D7MarshallW	90-63
D9(16).....at Memphis StateL	69-70
D14(4).....at LouisvilleL	75-84
D18Cal State BakersfieldW	96-66
D21OhioW	67-60
D26(15).....vs Purdue ²W	69-66
D27(4).....at Louisville ²L	61-79
J4Eastern KentuckyW	107-75
J7Wisconsin-MilwaukeeW	104-82
J11BiscayneW	88-59
J15at South FloridaL	71-77
J18HofstraW	107-71
J20vs Biscayne ²W	95-85
J25at Canisius CollegeL	75-81
J27at New MexicoL	(OT)78-84
F1UT - ChattanoogaW	111-70
F6JacksonvilleW	63-55
F9vs Georgia SouthernW	101-77
F13Georgia State ³W	81-72
F19at JacksonvilleL	71-76
F22Georgia SouthernL	104-71
F24MercerW	91-68
F28South FloridaW	77-64
M5at StetsonL	54-63
1-Holiday Classic at Louisville, Ky.; 2-Game played at Fort Lauderdale, Fla.; 3-Game played at Savannah, Ga.			

1975-76

Record: 21-6 H: 13-0 A: 6-2 N: 2-4

D2Rollins CollegeW	90-47
D6at Eastern KentuckyW	65-59
D8(1).....vs Indiana ¹L	59-83
D11StetsonW	81-71
D13Palm Beach AtlanticW	109-52
D19vs South Florida ²W	78-71
D20(8).....vs Alabama ²L	72-76
D26(13).....vs Washington ³L	54-69
D29vs Oregon State ⁴L	75-78
D30vs Colorado State ⁴W	84-54
J8Western KentuckyW	88-80
J10at JacksonvilleW	77-57
J14Baptist CollegeW	107-64
J17Memphis StateW	100-79
J20at South FloridaW	76-72
J24SW LouisianaW	110-70
J31at Georgia StateW	66-58
F2at Illinois StateL	(OT)80-82
F7South FloridaW	88-62
F12Illinois StateW	109-81
F14at MadisonW	85-65
F18JacksonvilleW	74-65
F21Georgia StateW	92-70
F24Valdosta StateW	106-61
F28MercerW	90-76
M4(8).....at SW LouisianaW	68-65
M6(18).....at DaytonL	81-95
1-Game played at Indianapolis, Ind.; 2-Big Sun Classic at St. Petersburg, Fla.; 3-Far West Classic at Portland, Ore.			

1976-77

Record: 17-11 H: 8-2 A: 5-6 N: 3-3

Metro: 0-2/5th Place/5-7 record against designated opponents

N26vs. Toledo ¹W	70-66
N27at Clemson ¹L	92-108
N30Missouri Western St.W	109-80
D4Austin Peay StateW	97-86
D11at MissouriL	63-65
D17vs Santa Clara ²W	94-80
D18	(5).....at San Francisco ²L	87-93
D29vs Army ³L	71-72
D30at Vermont ³W	76-67
J3(14) * at LouisvilleL	(OT)75-78
J5at Western KentuckyW	93-73
J8Troy StateW	83-69
J12MadisonW	69-66
J15(18) * at Memphis StateL	75-81
J20at South FloridaW	97-74
J22South AlabamaW	115-86
J26at JacksonvilleL	70-77
J29UNC-CharlotteL	65-76
J31at MercerW	(OT)66-65
F5Baptist CollegeW	139-72
F7(3).....vs Kentucky ⁴L	57-97
F12at StetsonW	(OT)87-80
F18vs Dayton ⁵W	76-71
F23JacksonvilleL	64-70
F26South FloridaW	103-72
M1Oral RobertsW	91-87
M3vs Georgia Tech ⁶L	67-72
1-IPATY Classic at Clemson, S.C.; 2-Cable Car Classic at San Francisco, Calif.; 3-Vermont Classic at Burlington, Vt.; 4-Game played at Louisville, Ky.; 5-Game played at St. Petersburg, Fla.; 6-Metro Conference Tournament at Memphis, Tenn.			

1977-78

Record: 23-6 H: 10-1 A: 6-2 N: 7-3

Metro: 12-1/ 1st Place

Postseason: NCAA First Round; AP No. 15

N28Rollins CollegeW	83-59
D1Troy StateW	110-82
D5Saint Leo CollegeW	90-49
D9vs. South Florida ¹W	76-67
D10vs. Seton Hall ¹W	94-63
D16vs. Texas A&M ²W	100-77
D17vs. Navy ²W	82-55
D23vs. Missouri ³W	97-64
D27	(18).....(11).....* at CincinnatiL	75-77
D27	(18).....(11).....* vs Tulane ⁴W	71-56
D31	(18).....vs. Minnesota ⁴L	74-88
J7* at TulaneW	87-85
J11Fairleigh DickinsonW	85-43
J14* TulaneW	102-86
J17* CincinnatiW	76-66
J22	(9).....* at LouisvilleW	70-66
J26	(17).....* Saint LouisW	88-75
F2	(15).....South AlabamaL	56-58
F4	(15).....* at Saint LouisW	72-68
F6	(15).....* at Memphis StateW	95-89
F11	(16).....Memphis StateW	89-82
F13	(16).....at UNC CharlotteL	79-88
F17	(14).....(9).....* LouisvilleW	81-70
F21	(12).....* Georgia TechW	78-72
F25	(12).....* at Georgia TechW	85-82
F27	(12).....at Oral RobertsW	(OT)80-76
M3	(1).....vs Georgia Tech ⁵W	71-69
M4	(2).....(20).....vs Louisville ⁶L	93-94
M11	(13).....(1).....vs Kentucky ⁶L	76-85
1-Big Sun Tournament at St. Petersburg, Fla.; 2-Birmingham Classic at Birmingham, Ala.; 3-Game played at Orlando, Fla.; 4-Pillsbury Holiday Classic at Bloomington, Minn.; 5-Metro Conference Tournament at Cincinnati, Ohio; 6-NCAA Midwest Regional First and Second Rounds at Knoxville, Tenn.			

1978-79

Record: 19-10 H: 9-1 A: 7-7 N: 3-2

Metro: 7-3/3rd Place

N27Eckerd CollegeW	116-71
N30Western KentuckyW	70-59
D4at AuburnW	71-70
D9vs Florida ¹W	68-61
D18Florida SouthernW	106-75
D22at Dayton ²L	80-97
D23vs Penn State ²L	57-64
D31at Ala BirminghamW	85-66
J3at JacksonvilleL	68-71
J5vs Georgia Southern ³W	96-83
J6at Old Dominion ³L	(OT)76-80
J10* at TulaneL	61-74
J12* at Saint LouisW	60-59
J18* at Memphis StateW	(OT)93-86
J20(7).....* LouisvilleL	65-67
J23Georgia TechW	79-73
J25at George WashingtonW	71-68
J27* at CincinnatiW	80-77
J29* TulaneW	89-84
J31(6).....* at LouisvilleL	71-84

F3JacksonvilleW	84-81
F6at South AlabamaL	61-78
F10at Georgia TechL	72-75
F12* Saint LouisW	84-79
F17* CincinnatiW	76-71
F25* Memphis StateW	90-87
M1vs Tulane ⁴W	101-92
M2at Memphis State ⁴W	35-34
M3vs Virginia Tech ⁴L	60-68
1-Game played at Jacksonville, Fla.; 2-Dayton Invitational at Dayton, Ohio; 3-Old Dominion Classic at Norfolk, Va.; 4-Metro Conference Tournament at Memphis, Tenn.			

1979-80

Record: 22-9 H: 10-3 A: 7-5 N: 5-1

Metro: 7-5/4th Place

Postseason: NCAA Second Round

N30Florida A&MW	101-63
D2JacksonvilleL	76-77
D6at South FloridaW	89-71
D8vs Florida ¹W	87-70
D20MinnesotaW	112-91
D29at Western KentuckyW	67-65
D31* vs Tulane ²W	108-97
J4* at Saint LouisW	75-73
J7South FloridaW	84-69
J10* at Memphis StateW	74-69
J12* at TulaneL	79-80
J14South Carolina AikenW	82-69
J19at MarquetteL	64-74
J21* Virginia TechL	77-79
J27	(7).....* at LouisvilleL	73-79
F2* at CincinnatiW	54-52
F4AuburnW	73-69
F7* Memphis State ³W	55-54
F9* CincinnatiW	77-74
F11at Florida SouthernW	85-78
F14* Saint LouisW	71-69
F16at JacksonvilleW	64-55
F18Cleveland StateW	86-83
F20Alabama BirminghamW	89-87
F22* at Virginia TechL	76-78
F24	(2).....* at LouisvilleL	75-83
F28vs Tulane ⁴W	85-73
F29vs Cincinnati ⁴W	(OT)79-69
M1(4).....at Louisville ⁵L	72-81
M7vs Toledo ⁵W	94-91
M9	(4).....vs Kentucky ⁶L	78-97
1-Game played at Jacksonville, Fla.; 2-Game played at Miami, Fla.; 3-Game forfeited by Memphis State; 4-Metro Conference Tournament at Louisville, Ky.; 5-NCAA Midwest First and Second Round at Bowling Green, Ky.			

1980-81

Record: 17-11 H: 8-2 A: 5-6 N: 4-3

Metro: 7-5/2nd Place

N28Central FloridaW	57-41
D2at MinnesotaL	66-79
D6JacksonvilleW	59-57
D13vs Florida ¹L	(OT)74-81
D17at AuburnL	74-78
D19vs Missouri ²W	68-64
D20vs Georgia ²W	64-62
D31vs South Carolina ³L	78-80
J3* Memphis StateW	84-66
J5* at CincinnatiW	79-77
J10Baptist CollegeW	87-60
J12* at Virginia TechL	(OT)70-80
J17* at LouisvilleL	78-98
J20at JacksonvilleW	59-50
J24* TulaneW	79-61
J26at FloridaW	82-71
J31* at TulaneW	74-68
F4* at Saint LouisL	71-72
F7* LouisvilleL	(OT)73-82
F9* Saint LouisW	70-57
F14* CincinnatiL	79-80
F16* Virginia TechW	80-76
F18at South CarolinaL	70-83
F21Florida A&MW	92-79
F28* at Memphis StateW	80-78
M1vs Marquette ⁴W	81-78
M5vs Saint Louis ⁵W	84-77
M6vs Cincinnati ⁵L	57-58
1-Game played at Jacksonville, Fla.; 2-Cotton States Classic at Atlanta, Ga.; 3-Game played at Miami, Fla.; 4-Game played at Tampa, Fla.; 5-Metro Conference Tournament at Louisville, Ky.			

1981-82

Record: 11-17 H: 5-8 A: 3-6 N: 3-3

Metro: 4-8/6th Place

N29Florida A&MW	81-67
D1GeorgiaL	67-70
D4vs JacksonvilleW	(OT)94-93
D5vs South Florida ¹L	67-82
D9Jacksonville ²L	80-83
D12vs Florida ³L	65-81

D19AuburnL	76-77
D22at South CarolinaW	82-77
D29vs UNC-Charlotte ⁴W	76-73
D30at Dayton ⁴L	79-93
J4	(14) * at LouisvilleL	57-79
J9* at Memphis StateL	63-90
J11FloridaW	82-67
J14* at Saint LouisW	75-74
J16* at Virginia TechW	69-65
J23* Saint LouisW	89-73
J25Saint Leo CollegeW	101-74
J27at JacksonvilleL	(OT)79-80
J30* LouisvilleW	71-65
F1* at TulaneL	53-66
F10* TulaneL	61-62
F13* Memphis StateL	60-62
F20* at CincinnatiL	83-84
F22South CarolinaL	84-87
F25* Virginia TechL	76-77
F27* CincinnatiL	71-73
M5vs Louisville ⁵W	54-49
M6vs Louisville ⁵L	73-97
1-First game played at Tallahassee Leon County Civic Center; 2-Florida Four Tournament at Tampa, Fla.; 3-Game played at Jacksonville, Fla.; 4-Dayton Invitational at Dayton, Ohio; 5-Metro Conference Tournament at Memphis, Tenn.			

1982-83

Record: 14-14 H: 8-5 A: 4-7 N: 2-2

Metro: 6-



ALL-TIME FSU SCORES

3-National Invitation Tournament at Greensboro, N.C.

1984-85

Record: 14-16 H: 9-5 A: 2-9 N: 3-2
Metro: 4-10/7th Place

N26.....Tampa.....W.....89-52
N30.....Florida.....L.....65-68
D3.....Florida International...W.....97-43
D5.....at Jacksonville.....W.....61-60
D18.....Tennessee Martin.....W.....90-73
D21.....vs Pittsburgh.....W.....83-76
D29.....at Furman.....W.....97-75
J2.....* at Cincinnati.....L.....62-63
J5.....(9).....vs North Carolina.....L.....69-78
J7.....St. Joseph's.....W.....88-72
J9.....South Florida.....L.....54-56
J12.....* Louisville.....L.....62-63
J14.....* at Virginia Tech.....L.....71-85
J19.....at NC State.....L.....66-72
J23.....(9).....* Memphis State.....L.....69-74
J26.....* at Southern Miss.....L.....63-77
J28.....* at Tulane.....L.....61-64
F2.....* at South Carolina.....L.....77-92
F4.....at Florida.....L.....79-86
F6.....* Tulane.....W.....74-51
F11.....* Southern Miss.....W.....91-79
F13.....Jacksonville.....W.....88-72
F16.....(4).....* at Memphis State.....L.....68-70
F20.....* at Louisville.....L.....72-83
F23.....* Virginia Tech.....L.....75-87
F27.....* Cincinnati.....W.....86-60
M2.....* South Carolina.....W.....87-75
M7.....vs Virginia Tech.....W.....97-93
M8.....vs Cincinnati.....W.....75-65
M9.....(4).....vs Memphis State.....L.....(OT)86-90

1-Game played at Orlando, Fla.; 2-Game played at Miami, Fla.; 3-Metro Conference Tournament at Louisville, Ky.

1985-86

Record: 12-17 H: 11-4 A: 0-10 N: 1-3
Metro: 3-9/7th Place

N23.....Tampa.....W.....86-62
N29.....at Florida.....L.....66-85
D4.....NC State.....W.....76-67
D7.....Western Carolina.....W.....91-83
D14.....Fla. Institute of Tech.....W.....122-83
D16.....vs Alabama.....L.....89-100
D21.....at Pittsburgh.....L.....75-88
D31.....(1).....vs North Carolina.....L.....64-109
J4.....Jacksonville.....L.....62-69
J6.....Central Florida.....W.....76-58
J9.....California (Pa.).....W.....113-75
J11.....* Cincinnati.....W.....76-73
J15.....(18).....* Louisville.....L.....64-85
J18.....* Southern Miss.....L.....92-94
J20.....at Miami.....L.....75-83
J22.....at New Orleans.....L.....55-76
J25.....(25).....* at Virginia Tech.....L.....73-86
F1.....* at South Carolina.....L.....73-81
F3.....Miami.....W.....90-72
F8.....* at Southern Miss.....L.....96-102
F10.....(3).....* at Memphis State.....L.....73-99
F12.....New Orleans.....W.....96-77
F15.....* at Cincinnati.....L.....72-78
F19.....(10).....* at Louisville.....L.....67-89
F22.....(4).....* Memphis State.....W.....82-80
F24.....(24).....* Virginia Tech.....L.....84-92
M1.....* South Carolina.....W.....68-62
M7.....vs Virginia Tech.....W.....77-76
M8.....(10).....vs Memphis State.....L.....(OT)71-73

1-Game played at Birmingham, Ala.; 2-Game played at Charlotte, N.C.; 3-Metro Conference Tournament at Louisville, Ky.

1986-87

Record: 19-11 H: 14-2 A: 3-8 N: 2-1
Metro: 6-6/6th Place
Postseason: NIT Second Round

N28.....Florida.....W.....80-76
D4.....USC-Spartanburg.....W.....97-69
D6.....(8).....Alabama.....W.....72-71
D1.....(9).....at Oklahoma.....L.....92-109
D16.....at Western Carolina.....W.....101-76
D20.....Valdosta State.....W.....85-75
D29.....vs Alcorn State.....W.....84-62
D30.....vs Tennessee.....W.....(OT)91-90
J3.....at Jacksonville.....L.....78-90
J5.....Wisconsin Green Bay.....W.....57-49
J7.....* Louisville.....L.....64-73
J12.....Stetson.....W.....83-75
J17.....* at Cincinnati.....L.....67-69
J19.....* at Memphis State.....L.....68-76
J21.....* South Carolina.....L.....60-63
J24.....* at Southern Miss.....W.....94-74
J26.....Central Florida.....W.....76-57
J31.....* at Virginia Tech.....L.....(OT)79-82
F2.....* Cincinnati.....W.....77-75
F4.....at Miami.....L.....57-63
F11.....* Memphis State.....W.....98-89

F14.....* at South Carolina.....W.....80-72
F16.....South Florida.....W.....83-78
F18.....* at Louisville.....L.....71-87
F23.....* Virginia Tech.....W.....107-78
F26.....Miami.....W.....08-84
F28.....* Southern Miss.....W.....117-102
M6.....vs South Carolina.....L.....85-86
M12.....Rhode Island.....W.....107-92
M16.....at Vanderbilt.....L.....92-109

1-Red Lobster Classic at Orlando, Fla.; 2-Metro Conference Tournament at Louisville, Ky.; 3-National Invitation Tournament at Tallahassee, Fla.; 4-National Invitation Tournament at Nashville, Tenn.

1987-88

Record: 19-11 H: 13-2 A: 4-7 N: 2-2
Metro: 7-5/2nd Place
Postseason: NCAA Second Round

N28.....Bucknell.....W.....87-58
D2.....Florida International...W.....121-75
D5.....Penn State.....W.....63-60
D10.....(16).....Oklahoma.....L.....87-89
D12.....(12).....at Florida.....L.....48-71
D16.....vs Stetson.....L.....80-67
D19.....at Tennessee.....L.....(OT)78-81
D21.....Hardin Simmons.....W.....93-79
D28.....(3).....vs Pittsburgh.....L.....71-72
D29.....at Central Florida.....W.....101-67
J6.....Jacksonville.....W.....87-63
J9.....* Louisville.....W.....83-76
J13.....* Memphis State.....W.....92-85
J16.....at South Florida.....W.....86-70
J23.....* at Cincinnati.....W.....74-71
J25.....* South Carolina.....L.....72-80
J28.....Central Florida.....W.....93-69
J30.....* at Virginia Tech.....L.....87-88
F2.....Monmouth.....W.....82-68
F6.....* Cincinnati.....W.....101-68
F13.....* Southern Miss.....W.....83-75
F17.....* at Louisville.....L.....62-82
F20.....* at Memphis State.....L.....76-81
F24.....Alabama State.....W.....108-90
F27.....* at South Carolina.....L.....78-81
M2.....* Virginia Tech.....W.....92-79
M5.....* at Southern Miss.....W.....87-83
M11.....vs Cincinnati.....W.....84-74
M12.....at Memphis State.....L.....74-81
M18.....(17).....vs Iowa.....L.....98-102

1-Game played at Daytona Beach, Fla.; 2-Citrus Bowl Classic at Orlando, Fla.; 3-Metro Conference Tournament at Memphis, Tenn.; 4-NCAA West Regional First Round at Los Angeles, Calif.

1988-89

Record: 22-8 H: 12-2 A: 10-3 N: 0-3
Metro: 9-3/1st Place
Postseason: NCAA First Round; AP No. 16

N25.....Central Florida.....W.....133-79
N29.....Florida International...W.....100-75
D3.....(14).....(19).....Florida.....W.....104-86
D9.....(13).....Stetson.....W.....91-74
D14.....(12).....South Alabama.....W.....87-82
D17.....(12).....at Penn State.....W.....78-71
D20.....(11).....South Florida.....W.....113-81
D28.....(10).....at Central Florida.....W.....97-64
D29.....(10).....(17).....vs Villanova.....L.....67-68
J4.....(15).....Rider.....W.....113-67
J7.....(15).....* Southern Miss.....W.....104-79
J11.....(14).....at Jacksonville.....W.....85-70
J15.....(14).....(17).....Tennessee.....W.....101-90
J18.....(14).....at Arkansas.....W.....(OT)112-105
J21.....(14).....* Cincinnati.....W.....95-80
J26.....(11).....* at South Carolina.....W.....69-67
J28.....(11).....* at Virginia Tech.....W.....100-97
F1.....(8).....* Memphis State.....L.....82-99
F4.....(8).....* at Cincinnati.....W.....66-65
F6.....(8).....(7).....* at Louisville.....W.....81-78
F8.....(12).....* South Carolina.....W.....88-72
F16.....(7).....* Louisville.....L.....(OT)77-78
F18.....(7).....* at Memphis State.....L.....78-89
F21.....(12).....at New Orleans.....L.....77-83
F23.....(12).....(14).....at La Salle.....L.....100-101
M1.....(16).....* Virginia Tech.....W.....117-97
M4.....(16).....* at Southern Miss.....W.....81-78
M11.....(14).....at South Carolina.....W.....80-63
M12.....(14).....(16).....vs Louisville.....L.....80-87
M16.....(16).....vs Middle Tennessee St.....L.....83-97

1-Red Lobster Classic at Orlando, Fla.; 2-Metro Conference Tournament at Columbia, S.C.; 3-NCAA Southeast Regional First Round at Nashville, Tenn.

1989-90

Record: 16-15 H: 9-4 A: 6-6 N: 1-5
Metro: 6-8/5th Place

N24.....* vs Kansas State.....L.....70-71
N25.....at Alaska Anchorage.....W.....75-74
N26.....* vs Connecticut.....L.....60-63
D1.....(24).....at Florida.....L.....69-82
D3.....* Auburn.....W.....82-78
D9.....New Orleans.....W.....66-64

D16.....at South Florida.....W.....78-72
D19.....Samford.....W.....100-62
D22.....Stetson.....W.....92-83
D27.....(19).....vs NC State.....L.....72-90
D29.....vs Rhode Island.....W.....95-76
J2.....* at South Alabama.....W.....78-75
J4.....* Tulane.....W.....92-68
J6.....* Southern Miss.....W.....113-82
J8.....Jacksonville.....W.....(2OT)104-99
J11.....* at Cincinnati.....L.....62-82
J14.....(11).....* Louisville.....L.....66-73
J18.....* at Miami.....L.....(2OT)97-101
J20.....* South Carolina.....L.....53-56
J25.....* Memphis State.....W.....78-72
J27.....* at Virginia Tech.....W.....67-63
J31.....* at Southern Miss.....W.....72-84
F3.....(7).....vs Syracuse.....L.....69-90
F6.....(15).....* at Louisville.....L.....50-69
F8.....* Cincinnati.....L.....69-72
F17.....* at Memphis State.....L.....69-81
F13.....Miami.....W.....92-73
F20.....* at Tulane.....W.....69-67
F24.....* Virginia Tech.....L.....74-84
M3.....* at South Carolina.....W.....79-70
M8.....vs Cincinnati.....L.....(OT)64-65

1-Grant Alaska Shootout at Anchorage, Alaska; 2-ECAC Holiday Festival at New York, N.Y.; 3-Game played at Orlando, Fla.; 4-Metro Conference Tournament at Biloxi, Miss.

1990-91

Record: 21-11 H: 12-2 A: 4-8 N: 5-1
Metro: 9-5/2nd Place (Tournament Champions)
Postseason: NCAA Second Round

N27.....Texas Southern.....W.....95-71
N30.....Florida.....L.....68-85
D3.....Morgan State.....W.....89-48
D9.....La Salle.....W.....83-74
D15.....at Auburn.....L.....96-99
D18.....South Florida.....W.....80-72
D22.....(1).....at Nevada Las Vegas.....L.....69-101
D29.....at Florida Intl.....L.....92-73
J3.....* at Tulane.....L.....61-77
J5.....* at So. Mississippi.....L.....72-84
J10.....* Cincinnati.....W.....72-67
J12.....* Louisville.....W.....77-66
J14.....vs Stetson.....W.....69-64
J19.....(22).....* at South Carolina.....W.....(OT)81-80
J21.....(2).....Arkansas.....L.....92-109
J24.....* at Memphis State.....L.....66-67
J26.....* at Virginia Tech.....W.....71-60
F2.....* Tulane.....W.....85-79
F7.....* at Cincinnati.....L.....67-76
F9.....* at Louisville.....L.....72-88
F13.....Alabama State.....W.....113-88
F16.....at Jacksonville.....W.....99-79
F18.....(7).....at Syracuse.....L.....79-88
F21.....* Memphis State.....W.....76-64
F23.....* Virginia Tech.....W.....91-79
F26.....* Southern Mississippi.....W.....85-83
M2.....* South Carolina.....W.....70-59
M7.....vs South Carolina.....W.....65-55
M8.....vs Virginia Tech.....W.....91-71
M9.....vs Louisville.....W.....76-69
M14.....vs S. California.....W.....75-72
M16.....(3).....vs Indiana.....L.....60-82

1-Game played at Orlando, Fla.; 2-Metro Conference Tournament at Roanoke, Va.; 3-NCAA Southeast Regional First and Second Rounds at Louisville, Ky.

1991-92

Record: 22-10 H: 12-3 A: 7-4 N: 3-3
ACC: 11-5/2nd Place
Postseason: NCAA Sweet 16; Final AP No. 20/USA Today No. 14

N26.....Jacksonville.....W.....100-91
D3.....* vs Syracuse.....L.....71-89
D6.....Southern.....W.....95-75
D7.....Florida A&M.....W.....2-0
D15.....(5).....* at North Carolina.....W.....86-74
D20.....at South Florida.....L.....88-92
D23.....Robert Morris.....W.....76-60
D29.....Duquesne.....W.....88-73
D32.....UNC Asheville.....W.....107-54
J4.....* Virginia.....L.....(OT)68-77
J6.....(1).....* at Duke.....L.....70-86
J11.....(19).....* at Wake Forest.....W.....(OT)88-85
J18.....* at Maryland.....W.....(OT)91-83
J20.....Mercer.....W.....78-64
J23.....(18).....* at Georgia Tech.....W.....83-79
J25.....* NC State.....W.....98-76
J27.....at Florida.....W.....68-67
J30.....(23).....(1).....* Duke.....L.....62-75
F1.....(23).....* Wake Forest.....W.....79-78
F5.....(23).....* Maryland.....L.....85-93
F8.....(23).....* Clemson.....W.....102-90
F10.....(23).....* at NC State.....W.....87-79
F13.....(23).....* at Virginia.....W.....64-63
F15.....(23).....* Georgia Tech.....W.....80-67
F18.....(16).....* at Clemson.....L.....67-68

F23.....(16).....at DePaul.....L.....75-85
F27.....(22).....(10).....* North Carolina.....W.....110-96
M13.....(18).....vs NC State.....W.....93-80
M14.....(18).....(20).....vs North Carolina.....L.....76-80
M19.....(20).....vs Montana.....W.....78-68
M21.....(20).....vs Georgetown.....W.....78-68
M26.....(20).....(4).....Indiana.....L.....74-85

1-ACC/Big East Challenge at Atlanta, Ga.; 2-Capitol City Classic at Tallahassee, Fla.; 3-Capitol City Classic at Tallahassee forfeit win by Florida State; 4-ACC Tournament at Charlotte, N.C.; 5-NCAA West Regional First and Second Rounds at Boise, Idaho; 6-NCAA West Regional Semifinal at Albuquerque, N.M.

1992-93

Record: 25-10 H: 13-2 A: 7-4 N: 5-4
ACC: 12-4/2nd Place
Postseason: NCAA Elite Eight; Final AP Poll No. 11/USA Today No. 7

N18.....(9).....Siena College.....W.....89-80
N20.....(9).....Iowa State.....W.....109-86
N25.....(7).....(4).....vs Indiana.....L.....(OT)78-81
N27.....(7).....(2).....vs UCLA.....L.....(OT)83-86
D2.....(1).....(19).....Massachusetts.....W.....67-64
D15.....(10).....at Duquesne.....L.....84-91
D19.....(10).....vs UNC Charlotte.....W.....63-59
D20.....(10).....vs Temple.....W.....(OT)91-80
D22.....(18).....Arkansas Little Rock.....W.....95-64
D28.....(18).....Md.-Baltimore County.....W.....109-80
D30.....(18).....South Florida.....W.....94-73
J2.....(18).....Florida.....L.....86-89
J6.....(23).....(25).....* at Virginia.....L.....76-80
J9.....(23).....* at Wake Forest.....W.....(OT)74-72
J13.....(23).....* Maryland.....W.....105-85
J16.....* NC State.....W.....70-54
J20.....* at Clemson.....W.....89-71
J24.....(6).....* Duke.....W.....(OT)89-88
J27.....(19).....(3).....* at North Carolina.....L.....77-82
J31.....(19).....(18).....* Georgia Tech.....W.....96-77
F2.....(12).....at Jacksonville.....W.....92-77
F6.....(12).....at Connecticut.....W.....86-74
F8.....(12).....(24).....* Virginia.....W.....99-84
F10.....(10).....(9).....* Wake Forest.....W.....111-94
F13.....(10).....* at Maryland.....W.....87-84
F17.....(9).....* at NC State.....W.....72-71
F20.....(9).....* Clemson.....W.....102-92
F24.....(6).....(9).....* at Duke.....L.....75-98
F27.....(6).....(3).....* North Carolina.....L.....76-86
M4.....(11).....* at Georgia Tech.....W.....83-82
M12.....(10).....vs Clemson.....L.....75-87
M18.....(11).....vs Evansville.....W.....82-70
M20.....(11).....vs Tulane.....W.....94-63
M25.....(11).....(25).....vs Western Kentucky.....W.....(OT)81-78
M27.....(11).....(2).....vs Kentucky.....L.....81-106

1-Preseason National Invitation Tournament at Tallahassee, Fla.; 2-Preseason National Invitation Tournament at New York, N.Y.; 3-Milk Classic at Orlando, Fla.; 4-ACC Tournament at Charlotte, N.C.; 5-NCAA Southeast Regional First and Second Rounds at Orlando, Fla.; 6-NCAA Southeast Regional Semifinals and Final at Charlotte, N.C.

1993-94

Record: 13-14 H: 10-4 A: 2-9 N: 1-1
ACC: 6-10/7th Place

D1.....Florida Atlantic.....W.....110-59
D5.....Bethune Cookman.....W.....80-70
D11.....at South Florida.....L.....63-65
D18.....vs Florida.....L.....69-59
D20.....Morgan State.....W.....90-67
D22.....Mt. St. Mary's.....W.....108-81
D30.....UNC Greensboro.....W.....94-76
J2.....Lafayette.....W.....105-87
J6.....* at Virginia.....L.....64-84
J8.....* Wake Forest.....L.....66-90
J11.....* at Maryland.....L.....74-80
J16.....* at NC State.....L.....70-78
J19.....* Clemson.....W.....60-57
J22.....(5).....* at Duke.....L.....79-106
J26.....(4).....* North Carolina.....L.....77-90
J29.....(21).....* at Georgia Tech.....W.....74-73
F3.....(11).....at Massachusetts.....L.....58-62
F6.....* Virginia.....W.....100-64
F10.....* at Wake Forest.....L.....69-77
F12.....* Maryland.....L.....66-69
F16.....* NC State.....W.....75-70
F19.....* at Clemson.....W.....79-71
F21.....(16).....at Florida.....L.....61-72
F23.....(2).....(2).....* Duke.....L.....72-84
F26.....(4).....* at North Carolina.....L.....75-78
M2.....* Georgia Tech.....W.....71-68
M11.....(11).....vs North Carolina.....L.....69-83

1-Milk Challenge at Orlando, Fla.; 2-ACC Tournament at Charlotte, N.C.

1994-95

Record: 12-15 H: 10-5 A: 2-8 N: 0-2
ACC: 5-11/6th Place

N25.....Florida International...W.....88-41
N29.....South Florida.....W.....95-88



2013-14 MEN'S BASKETBALL

ALL-TIME FSU SCORES

N29	South Florida	W	95-88
D3	Florida Atlantic	W	101-63
D6	{8}..at Arizona	L	78-96
D10	Tulane	W	81-74
D17	{8}...vs Florida¹	L (20T)	65-71
D22	SE Missouri State	W	100-75
D29	Detroit Mercy	W	84-83
J4	* Virginia	L	75-81
J7	{18}..* at Wake Forest	L	64-72
J10	{9}..* Maryland	L	57-70
J15	* NC State	W	107-79
J18	* at Clemson	W	67-66
J21	* Duke	W	78-75
J25	{3}..* at North Carolina	L	70-100
J29	{21}..* Georgia Tech	L	68-81
F1at UNC Greensboro	W	75-65
F4	{15}..* at Virginia	L (OT)63-76	
F8	{11}..* Wake Forest	W	69-67
F11	{8}..* at Maryland	L	65-80
F15	* at NC State	L	77-86
F18	* Clemson	W	62-57
F20	Florida	L	62-75
N25	Florida International	W	88-41
N29	South Florida	W	95-88
D3	Florida Atlantic	W	101-63
D6	{8}..at Arizona	L	78-96
D10	Tulane	W	81-74
D17	{8}...vs Florida¹	L (20T)	65-71
D22	SE Missouri State	W	100-75
D29	Detroit Mercy	W	84-83
J4	* Virginia	L	75-81
J7	{18}..* at Wake Forest	L	64-72
J10	{9}..* Maryland	L	57-70
J15	* NC State	W	107-79
J18	* at Clemson	W	67-66
J21	* Duke	W	78-75
J25	{3}..* at North Carolina	L	70-100
J29	{21}..* Georgia Tech	L	68-81
F1at UNC Greensboro	W	75-65
F4	{15}..* at Virginia	L (OT)63-76	
F8	{11}..* Wake Forest	W	69-67
F11	{8}..* at Maryland	L	65-80
F15	* at NC State	L	77-86
F18	* Clemson	W	62-57
F20	Florida	L	62-75
F22	* Duke	L	67-72
F25	{3}..* at North Carolina	L	78-80
M2	* at Georgia Tech	L	67-69
M10	{10}.....vs Maryland²	L	64-71
1-Milk Challenge at Orlando, Fla.; 2-ACC Tournament at Greensboro, N.C.			

1995-96
Record: 13-14 H: 9-6 A: 2-7 N: 2-1
ACC: 5-11/8th Place

N27	Howard	W	97-81
N28	Florida International	W	92-44
D2	Jacksonville	W	87-80
D5	at Tulane	L	77-78
D9	vs DePaul	W	85-80
D12	{8}..Connecticut	L	61-79
D16	vs Florida²	W	74-52
D20	Radford	W	79-59
D28	MD-Baltimore County	W	80-56
D30	MD-Eastern Shore	W	79-66
J3	* at Virginia	W	69-64
J6	{12}..* Wake Forest	L (OT)73-75	
J13	* at NC State	L	65-71
J17	{19}..* Clemson	W	75-62
J20	* at Duke	L	65-85
J24	{11}..* North Carolina	L	71-82
J27	* at Georgia Tech	L	58-79
F3	* Virginia	L	59-64
F7	{9}..* at Wake Forest	L	67-81
F10	* Maryland	W	100-78
F14	* NC State	W	79-66
F17	* at Clemson	L	59-67
F22	* Duke	L	87-93
F24	{17}..* at North Carolina	W	84-80
F28	{18}..* Georgia Tech	L	68-83
M4	* at Maryland	L	78-88
M7	vs NC State³	L	65-80
1-Game played at St. Petersburg, Fla.; 2-Milk Challenge at Orlando, Fla.; 3-ACC Tournament at Greensboro, N.C.			

1996-97
Record: 20-12 H: 13-3 A: 5-7 N: 2-2
ACC: 6-10/7th Place
Postseason: Postseason NIT Finals

N22	Southwestern La.	W	96-70
N29	Rice	W	79-54
D2	Florida Atlantic	W	93-56
D5	{10}..* at Duke	L (OT)66-72	
D14	at Jacksonville	W	108-84
D17	Tennessee State	W	100-62
D21	vs Florida¹	W	79-65
D28	Marist College³	W	76-48
D30	Butler	W	87-68
J4	* NC State	W	71-51
J8	* Virginia	L	61-64

J11	{5}..* Clemson	L	70-76
J15	* at Georgia Tech	L	58-71
J18	at Seton Hall	W	67-56
J22	{19}..* North Carolina	W	84-71
J25	{4}..* at Wake Forest	L	58-61
J29	{51}..* Maryland	W	74-70
F1at Virginia	L	60-73
F6	{20}..* at North Carolina	L	62-90
F9	* Georgia Tech	W	64-62
F13	{10}..* at Maryland	L	57-73
F15	{6}..* Duke	L	79-89
F19	..Alabama State	W	94-49
F23	{8}..* at Clemson	W	67-65
F26	* at NC State	L	44-67
M1	{51}..* Wake Forest	W	59-55
M7	{8}..* vs Wake Forest³	L	65-66
M12	at Syracuse⁴	W	82-67
M17	..Michigan State⁵	W	68-63
M19	at West Virginia⁶	W	76-71
M25	vs Connecticut⁷	W (OT)71-65	
M27	vs Michigan⁸	L	73-82
1-Milk Classic at Orlando, Fla.; 2-Capitol City Classic at Tallahassee, Fla.; 3-ACC Tournament at Greensboro, N.C.; 4-National Invitation Tournament at Syracuse, N.Y.; 5-National Invitation Tournament at Tallahassee, Fla.; 6-National Invitation Tournament at Morgantown, W.V.; 7-National Invitation Tournament Semifinals and Final at New York, N.Y.			

1997-98
Record: 18-14 H: 9-5 A: 6-6 N: 3-3
ACC: 6-10/16th Place
Postseason: NCAA Second Round

N14at Rice	W	65-53
N17	Loyola College (Md.)	W	89-72
N19	..Utah State	W	66-55
N26	{25}{1}..vs Connecticut²	W	67-60
N28	{25}{2}..vs Kansas³	L	58-73
D2{19}..Florida Atlantic	W	90-52
D6{19}..Jacksonville	W	74-44
D14{16}..vs Florida⁴	W	83-81
D17	{17}..UNC Asheville	W	77-60
D20	{17}..{1}..* North Carolina	L	75-81
D23	{17}..{5}..Arizona	W	84-79
D29{15}..at Southwestern La.	W	80-71
D31{15}..at DePaul	W	66-55
J3	{15}..* at NC State	L	68-55
J7{13}..* at Maryland	L	74-81
J10	{13}..{2}..* Duke	L	63-75
J13{17}..* at Clemson	L	65-86
J18{17}..* at Georgia Tech	W	70-67
J22	{20}..* Wake Forest	W	83-59
J24	{20}..{2}..* at North Carolina	L	55-103
J28{23}..* NC State	W	64-52
J31{23}..at South Florida	L	68-70
F4* at Virginia	W	71-63
F7{23}..* Maryland	L	62-68
F10	{2}..* at Duke	L	72-86
F15	* Clemson	L	49-78
F18	* Georgia Tech	L	59-72
F21	* at Wake Forest	L	68-69
F28	* Virginia	W	88-63
M5vs NC State⁵	L	63-65
M13	{15}.....vs Texas Christian⁶	W	96-87
M15vs Valparaiso⁷	L (OT)77-83	
1-Preseason National Invitation Tournament at Tallahassee, Fla.; 2-Preseason National Invitation Tournament at New York, N.Y.; 3-Milk Classic at Orlando, Fla.; 4-ACC Tournament at Greensboro, N.C.; 5-NCAA Midwest Regional First and Second Rounds at Oklahoma City, Okla.			

1998-99
Record: 13-17 H: 7-7 A: 3-8 N: 3-2
ACC: 5-11/7th Place

N15Sam Houston State	W	88-51
N20Florida	L	66-82
N24Idaho	W	70-57
D1* at Virginia	L	72-69
D6Auburn	L	88-80
D14at Temple	L	66-75
D17at Jacksonville	L	72-53
D20Georgia Southern	W	80-43
D23at Butler	L	65-77
D28vs Princeton¹	L	46-50
D29vs Mississippi State²	W	69-58
D30vs Murray State³	W (OT)80-76	
J9{11}..* North Carolina	L	54-72
J13* at Georgia Tech	W	75-56
J12{25}..* Clemson	W	70-64
J16{2}..* at Duke	L	73-98
J20* Wake Forest	W	74-68
J23	* NC State	W	71-59
J27	{4}..* at Maryland	L	87-107
J30	* Virginia	L	60-67
F2South Florida	W	77-66
F7{12}..* at North Carolina	L	64-98
F11	* Georgia Tech	L (20T)108-111	
F14	* at Clemson	L	45-78
F17	{1}..* Duke	L	59-85
F20	* at Wake Forest	L	65-67

F24	* at NC State	L	63-71
F27	{51}..* Maryland	L	75-84
M4vs Clemson²	W (OT)87-85	
M5	{5}..vs Maryland²	L	69-93
1-Rainbow Classic at Honolulu, Hawaii; 2-ACC Tournament at Charlotte, N.C.			

1999-00
Record: 12-17 H: 8-6 A: 3-9 N: 1-2
ACC: 6-10/16th Place

N19{7}..at Florida	L	61-96
N23Norfolk State	W	81-70
N27Jacksonville	W	83-59
N29{11}..Temple	L	58-69
D1at Northwestern	W	60-46
D5{7}..at Auburn	L	54-55
D11Seton Hall	L	56-79
D18vs Massachusetts¹	L	60-69
D22Vanderbilt	W	70-65
D30The Citadel	W	77-51
J4* at Wake Forest	W	66-64
J8at South Florida	L	55-66
J12	* Clemson	W	60-57
J16	{6}..* Duke	L	54-85
J19	* at Georgia Tech	L	62-65
J22	{21}..* at North Carolina	W	76-71
J26	* at Virginia	L	81-86
J29	{22}..* North Carolina	L	63-82
F2	* at NC State	L	58-68
F5	* Wake Forest	W	66-61
F12	* at Clemson	L	58-84
F16	{3}..* at Duke	L	68-101
F21	* Georgia Tech	W	64-54
F23	* North Carolina	L	67-70
F26	* Virginia	W	71-64
M1{17}..* at Maryland	L	70-85
M9	* NC State	L	51-70
M10	{20}.....vs Georgia Tech³	W	63-62
M10	{20}.....vs Maryland²	L	61-82
1-Orange Bowl Classic at Sunrise, Fla.; 2-ACC Tournament at Charlotte, N.C.			

2000-01
Record: 9-21 H: 6-10 A: 2-8 N: 1-3
ACC: 4-12/8th Place

N17	{11}..Florida	L	70-85
N23vs Ohio State¹	L	65-90
N24{21}..vs DePaul	L	74-80
N25vs Rhode Island¹	W	86-71
N29Minnesota²	L	71-76
D4Furman	L (OT)74-79	
D7South Florida	L	54-69
D9at Vanderbilt	L	60-72
D17Jacksonville	W	75-61
D19at Cleveland State	L (20T)	85-87
D21Binghamton	W	79-57
D30Morgan State	W	74-64
J4{3}..* Duke	L	72-99
J6UNC Asheville	L	76-68
J9{6}..* at Wake Forest	L	53-76
J14	{14}..* Maryland	L	55-76
J16	{13}..* at Virginia	L	71-89
J20	{6}..* North Carolina	L	70-80
J25	* NC State	L (OT)81-84	
J27	* at Georgia Tech	L	68-77
J31	* Clemson	W (OT)88-84	
F4	{2}..* at Duke	L	58-100
F10	{19}..* Wake Forest	L	65-71
F14	{17}..* at Maryland	W	74-71
F17	{12}..* Virginia	L	66-69
F22	{2}..* at North Carolina	L	67-95
F25	* at NC State	L	46-71
F28	* Georgia Tech	W	69-59
M3	* at Clemson	W	79-63
M8vs Clemson¹	L	64-66
1-Great Alaska Shootout at Anchorage, Alaska; 2-ACC/Big Ten Challenge at Tallahassee, Fla.; 3-ACC Tournament at Atlanta, Ga.			

2001-02
Record: 12-17 H: 10-6 A: 1-10 N: 1-1
ACC: 4-12/17th Place

N16{6}..at Florida	L	47-68
N20Savannah State	W	93-41
N23Elon	W	89-59
N28at Northwestern¹	L	50-57
D4Birmingham Southern	W	78-62
D8Western Carolina	L	69-79
D16	{19}..* at Wake Forest	L	72-93
D19Cleveland State	W	76-63
D22American	L	72-77
D27Virginia Tech	W	78-49
D29Campbell	W	93-47
J2at South Florida	W	78-74
J6	{1}..* Duke	W	77-76
J8	* at NC State	L	62-77
J16	* North Carolina	W	81-71
J20	{10}..* at Virginia	L	74-91
J24	* Clemson	W	68-63
J26	{3}..* Maryland	L	63-84
J30	* at Georgia Tech	L	46-77

F2{24}..* Wake Forest	L	80-89
F7	{1}..* at Duke	L	49-80
F10	* NC State	L	67-76
F17	* at North Carolina	L	85-95
F20{22}..* Virginia	W	66-59
F23* at Clemson	L	78-87
F27	{2}..* Maryland	L	63-96
M2	* Georgia Tech	L	78-86
M7vs Clemson²	W (OT)91-84	
M8* at Maryland³	L	59-85
1-ACC/Big Ten Challenge at Evanston, Ill.; 2-ACC Tournament at Charlotte, N.C.			

2002-03
Record: 14-15 H: 11-5 A: 1-8 N: 2-2
ACC: 4-12/9th Place

N24Savannah State	W	79-46
N27Mercer	W	83-47
D2Iowa¹	W	80-67
D6{8}..Florida	L	57-58
D8Miami	W	72-55
D15Birmingham Southern	W	56-47
D18Stetson	W	93-76
D22{23}..* North Carolina	L	48-69
D28vs Boston University²	L	69-84
D30vs Davidson College²	W	82-66
J4at Virginia Tech	W	76-69
J6Texas A&M Corpus Ch.	W	72-56
J11	{21}..* at Maryland	L	62-89
J14	* at Georgia Tech	L	74-81
J18	* NC State	L	63-70
J21	* Clemson	W	60-59
J26	{17}..* at Wake Forest	L	60-71
J29	* at Virginia	L	72-85
F2	{5}..* Duke	W	75-70
F8	* at North Carolina	L	60-61
F12	{16}..* Maryland	L	72-74
F15	* Georgia Tech	W	71-64
F18	* at NC State	L	60-71
F22* at Clemson	L	60-74
F26	{12}..* Wake Forest	L	56-60
M1* Virginia	W	73-59
M6	{10}..* at Duke	L	56-72
M13vs Clemson³	W	72-61
M14	{9}..vs Wake Forest⁴	L	61-69
1-ACC/Big Ten Challenge at Tallahassee, Fla.; 2-Fiesta Bowl Classic Honoring Bobbi Olsen at Tucson, Ariz.; 3-ACC Tournament at Charlotte, N.C.			

2003-04
Record: 19-14 H: 15-3 A: 3-10 N: 1-1



ALL-TIME FSU SCORES

N28.....vs. Texas Christian..... L.....70-71
N30.....at Minnesota ² W.....70-69
D4.....at Mississippi..... W.....69-64
D12.....Florida International..... L.....60-65
D16.....South Alabama..... W.....83-52
D19.....(23) [*] at Maryland..... L.....(OT)88-90
D21.....Jacksonville..... W.....101-57
D23.....Stetson..... W.....71-61
D30.....vs Louisiana State ⁴ L.....50-67
J2.....Florida..... W.....82-69
J3.....* Virginia Tech..... W.....77-70
J12.....* Clemson..... L.....54-56
J15.....* at Miami..... W.....63-64
J18.....(3).....* Wake Forest..... W.....(OT)91-83
J22.....(4).....* Duke..... L.....56-88
J26.....* at NC State..... W.....70-64
F2.....(25) [*] at Georgia Tech..... L.....61-64
F6.....(2).....* North Carolina..... L.....60-81
F9.....* at Virginia..... L.....55-56
F12.....(6).....* at Wake Forest..... L.....48-87
F18.....at Massachusetts..... L.....68-78
F20.....* Georgia Tech..... L.....75-76
F22.....* Miami..... L.....49-65
F27.....* at Clemson..... L.....74-83
M3.....(2).....* at North Carolina..... L.....76-91
M6.....* Virginia..... W.....68-63
M10.....vs NC State ⁵ L.....54-70

2005-06
Record: 20-10 H: 14-3 A: 4-6 N: 2-1
ACC: 9-7/5th Place

Postseason: NIT Second Round

N19.....at Jacksonville..... W.....78-48
N21.....Alcorn State..... W.....85-67
N25.....(14).....at Florida..... L.....66-74
N29.....Purdue..... W.....97-57
D2.....Louisiana Monroe..... W.....85-62
D7.....Texas Southern..... W.....90-59
D17.....vs Bowling Green ² W.....71-60
D20.....Stetson..... W.....75-57
D22.....Cambell..... W.....108-73
D31.....vs Nebraska ³ W.....74-60
J4.....* at Clemson..... L.....55-61
J7.....* Virginia Tech..... W.....74-68
J11.....* at Virginia..... W.....(OT)87-82
J14.....(15) [*] at Boston College..... L.....87-90
J22.....(24) [*] at North Carolina..... L.....80-81
J24.....* at Wake Forest..... W.....75-68
J29.....* Miami..... L.....(OT)78-84
F1.....* Clemson..... W.....69-59
F4.....(2).....* at Duke..... L.....(OT)96-97
F9.....* Georgia Tech..... W.....80-79
F12.....Massachusetts..... W.....73-63
F15.....(21) [*] at NC State..... L.....64-86
F18.....* Virginia..... W.....76-62
F22.....* Maryland..... W.....71-60
F25.....* at Virginia Tech..... L.....61-72
M1.....(1).....* Duke..... W.....79-74
M5.....* at Miami..... W.....67-64
M9.....vs Wake Forest ⁴ L.....66-78
M17.....Butler ⁵ W.....67-63
M21.....South Carolina ⁶ L.....(OT)68-69

1-ACC/Big Ten Challenge at Tallahassee, Fla.; 2-Coors Classic at Mobile, Ala.; 3-Orange Bowl Classic at Sunrise, Fla.; 4-ACC Tournament at Greensboro, N.C.; 5-National Invitation Tournament at Tallahassee, Fla.

2006-07
Record: 22-13 H: 16-3 A: 4-9 N: 2-1
ACC: 7-9/18th Place

Postseason: NIT Quarterfinals

N12.....McNeese State ¹ W.....85-65
N13.....Illinois State ² W.....73-59
N14.....SMU ³ W.....59-52
N19.....New Orleans..... W.....69-50
N24.....(3).....at Pittsburgh ⁴ L.....66-88
N28.....(12).....at Wisconsin ⁵ L.....66-81
D3.....(4).....Florida..... W.....70-66
D5.....at Stetson..... W.....82-63
D7.....at Georgia State..... W.....87-55
D10.....SW Louisiana..... W.....88-62
D18.....High Point..... W.....81-64
D21.....Coastal Carolina..... W.....78-65
D23.....Saint Peter's..... W.....76-63
D29.....vs Providence ⁶ W.....92-62
J3.....(23) [*] Clemson..... L.....66-68
J7.....(2).....at North Carolina..... L.....58-84
J13.....* at Georgia Tech..... L.....80-88
J17.....(23) [*] Virginia Tech..... W.....82-73
J20.....*Miami..... W.....86-67
J23.....*at Boston College..... L.....82-85
J27.....*Wake Forest..... W.....74-66
J30.....*Maryland..... W.....96-79
F4.....(8).....*at Duke..... W.....68-67
F7.....*at Clemson..... L.....58-71

F11.....*Boston College..... L.....67-68
F13.....*Georgia Tech..... L.....57-63
F17.....*at Virginia..... L.....70-73
F21.....*at Maryland..... L.....55-73
F24.....*NC State..... W.....78-52
M5.....*at Miami..... W.....98-90
M8.....**vs Clemson ⁷ W.....67-66
M9.....[8].....vs North Carolina ⁸ L.....58-73
M13.....Toledo ⁹ W.....77-61
M15.....Michigan ¹⁰ W.....87-66
N20.....*.....at Mississippi State ¹¹ L.....87-67

2007-08
Record: 19-15 H: 13-5 A: 4-6 N: 2-4
ACC: 7-9/17th Place

Postseason: NIT First Round

N9.....Nicholls State..... W.....81-58
N12.....Georgia Southern..... W.....92-67
N16.....vs UAB ¹ W.....78-70
N17.....vs Cleveland State ¹ L.....(OT) 66-69
N18.....vs USF ¹ L.....67-68
N20.....Georgia State..... W.....78-48
N23.....(25) [*] at Florida..... W.....65-51
N27.....Minnesota ² W.....75-61
N30.....Stetson..... W.....72-59
D2.....Samford..... W.....61-45
D8.....Maine..... W.....95-55
D15.....(18) [*] vs Butler ³ L.....68-79
D18.....College of Charleston..... W.....66-61
D22.....at Providence..... L.....95-101
D30.....* at Georgia Tech..... W.....66-64
J5.....La Salle..... W.....81-76
J12.....(18) [*] at Clemson..... L.....(2OT)85-97
J16.....(7) [*]* Duke..... L.....57-70
J20.....* at Wake Forest..... L.....57-74
J23.....*Virginia..... W.....69-67
J26.....* NC State..... L.....66-69
J29.....* at Virginia Tech..... L.....80-89
F3.....(4) [*]* North Carolina..... L.....(OT) 73-84
F6.....* at Miami..... L.....62-55
F14.....* Wake Forest..... L.....70-78
F16.....* at Maryland..... L.....72-82
F19.....* Clemson..... W.....64-55
F23.....* Boston College..... W.....66-63
F27.....* at NC State..... W.....72-62
M4.....(1).....* at North Carolina..... L.....77-90
M8.....(25) [*]* Miami..... W.....(OT) 75-72
M13.....* vs Wake Forest ⁴ W.....70-60
M14.....(1).....* vs North Carolina ⁴ L.....70-82
M18.....Akron ⁵ L.....(OT)60-65

2008-09
Record: 25-10 H: 13-3 A: 7-5 N: 5-2
ACC: 10-6/4th

Postseason: NCAA First Round

N15.....at Jacksonville..... W.....59-57
N18.....at La Salle..... W.....65-61
N20.....Stetson..... W.....79-77
N22.....Coastal Carolina ¹ W.....82-7-0
N24.....Western Illinois ¹ W.....67-55
N29.....vs. Cincinnati ² W.....58-47
N29.....vs. California ² W.....80-77
D3.....at Northwestern ³ L.....59-73
D7.....(23) Florida..... W.....57-55
D13.....at Georgia State..... W.....62-57
D16.....Tennessee Tech..... W.....69-59
D18.....Charleston Southern..... W.....71-48
D21.....(3).....Pittsburgh..... L.....48-56
D28.....vs. Western Kentucky ⁴ W.....82-69
J3.....*Texas A&M Corpus Ch..... W.....69-48
J10.....(2).....* Duke..... L.....58-66
J17.....* at NC State..... W.....78-65
J17.....* Maryland..... W.....(OT) 76-73
J21.....* at Miami..... L.....69-75
J24.....* at Virginia..... W.....73-62
J28.....(5) [*]* North Carolina..... L.....77-80
F5.....* Georgia Tech..... W.....62-58
F7.....* at Clemson..... W.....65-61
F10.....(25) [*] Virginia..... W.....68-57
F14.....(25)(7) [*]* at Wake Forest..... L.....63-86
F18.....* Miami..... W.....80-67
F21.....* at Virginia Tech..... W.....67-65
F24.....(23) [*]* at Boston College..... L.....67-72
F28.....(23)(12) [*]* Clemson..... W.....73-66
M3.....(24)(7) [*]* at Duke..... L.....81-84
M18.....(24).....* Virginia Tech..... W.....63-53
M13.....(22).....vs. Georgia Tech ⁵ W.....64-62
M14.....(22).....(1).....vs. North Carolina ⁵ W.....73-70
M16.....(22).....(7) [*]* Duke ⁵ L.....69-79
M20.....(16).....vs. Wisconsin ⁶ L.....(OT) 59-61

1 - Global Sports Classic at Tallahassee, Fla. 2 - Global

Sports Classic at Las Vegas, Nev. 3 - ACC/Big Ten Challenge at Evanston, Ill. 4 - Orange Bowl Classic at Sunrise, Fla. 5 - ACC Tournament at Atlanta, Ga. 6 - NCAA Tournament First Round at Boise, Idaho.

2009-10

Record: 22-10 H: 13-3 A: 6-5 N: 3-2
ACC: 10-6/13rd

Postseason: NCAA Tournament First Round

N16.....Jacksonville..... W.....87-61
N18.....Stetson..... W.....80-38
N21.....at Mercer..... W.....89-50
N24.....at Florida..... L.....52-68
N26.....vs. Iona ¹ W.....64-49
N27.....vs. Alabama ¹ W.....64-49
N29.....vs. Marquette ¹ W.....57-56
D2.....(21).....(15) [*] at Ohio State ² L.....64-77
D6.....(21).....Florida International..... W.....82-62
D15.....Georgia State..... W.....62-55
D17.....Auburn..... W.....76-72
D20.....(22) [*]* at Georgia Tech..... W.....(OT)66-59
D22.....Tennessee Martin..... W.....95-68
D14.....(22).....Alabama A&M..... W.....81-34
J4.....(18).....Texas A&M Corpus Ch..... W.....94-54
J10.....(18) [*]* at Maryland..... L.....68-77
J12.....(25) [*]* NC State..... L.....81-88
J16.....(25) [*]* Virginia Tech..... W.....63-58
J24.....(19) [*]* Georgia Tech..... W.....68-66
J27.....(8) [*]* at Duke..... L.....56-70
J30.....* at Boston College..... W.....61-57
F4.....* Maryland..... L.....67-71
F6.....* Miami..... W.....71-65
F10.....* at Clemson..... W.....67-77
F14.....* Boston College..... W.....62-47
F17.....* at Virginia..... W.....69-50
F24.....* at North Carolina..... W.....77-67
F28.....* Clemson..... W.....50-53
M3.....* Wake Forest..... W.....51-47
M6.....* Miami..... W.....61-60
M12.....vs. NC State ³ L.....52-58
M19.....(22).....vs. Gonzaga ³ L.....60-67

2010-11

Record: 23-11 H: 12-3 A: 8-5 N: 3-3
ACC: 11-5/3rd

Postseason: NCAA Tournament Sweet 16

N12.....North Florida..... W.....75-55
N14.....at UNC Greensboro..... W.....97-73
N16.....Gardner Webb..... W.....78-53
N18.....at Florida International..... W.....89-66
N23.....Mercer..... W.....79-55
N28.....(16) Florida..... L.....51-55
N30.....(2).....Ohio State ¹ L.....44-58
D5.....Hartford..... W.....60-38
D12.....* Clemson..... W.....75-69
D15.....Stetson..... W.....97-63
D18.....at Loyola Marymount..... W.....74-63
D22.....at Hawaii ² W.....70-62
D23.....vs. Butler ³ L.....64-67
D25.....(15) [*]vs. Baylor ³ W.....68-61
J3.....at Auburn..... L.....60-65
J8.....* at Virginia Tech..... L.....59-71
J12.....(1).....* Duke..... W.....66-61
J15.....* NC State..... W.....84-71
J19.....* at Miami..... W.....55-53
J22.....(22) [*]* Boston College..... W.....67-51
J29.....* at Clemson..... L.....44-62
F1.....* Wake Forest..... W.....85-61
F6.....* at North Carolina..... L.....69-89
F10.....* at Georgia Tech..... W.....72-63
F12.....* Virginia..... W.....63-56
F19.....* at Wake Forest..... W.....84-66
F23.....* at Maryland..... L.....62-78
F26.....* Miami..... W.....65-59
M2.....(13) [*]* North Carolina..... L.....70-72
M6.....* NC State..... W.....72-62
M11.....* Virginia Tech ⁴ L.....51-52
M18.....(20) [*]vs. Texas A&M ⁴ W.....57-50
M20.....(5) [*]vs. Notre Dame ⁴ W.....71-57
N25.....vs VCU..... L.....(OT)71-72

2011-12

Record: 25-10 H: 15-2 A: 5-5 N: 5-3
ACC: 12-4/3rd

ACC Champions
Postseason: NCAA Second Round

N11.....Jacksonville..... W.....79-67
N14.....UCF..... W.....73-50
N26.....(25) Stetson..... W.....79-66
N20.....(25) South Alabama..... W.....80-39
N24.....(22) [*]* UMass..... W.....73-53

N25.....(22) Harvard..... L.....41-46
N26.....(22)(4).....vs. Connecticut..... L.....(OT)76-78
N30.....at Michigan State ² L.....49-65
D5.....Charleston Southern..... W.....76-51
D11.....UNC Greensboro..... W.....76-60
D18.....Loyola Marymount..... W.....77-61
D12.....(12).....at Florida..... L.....64-82
D30.....Princeton..... L.....(3OT)73-75
J4.....Auburn..... W.....85-56
J7.....* at Clemson..... L.....59-79
J10.....* at Virginia Tech..... W.....63-59
J14.....(3) [*]* North Carolina..... W.....90-57
J17.....* Maryland..... W.....84-70
J21.....(4) [*]* at Duke..... W.....76-73
J25.....(23) [*]* at Wake Forest..... W.....75-52
F1.....(21) [*]* Georgia Tech..... W.....68-54
F4.....(21)(18) [*]* Virginia..... W.....58-55
F8.....(15) [*]* at Boston College..... L.....60-64
F11.....(15) [*]* Miami..... W.....58-55
F16.....(20) [*]* Virginia Tech..... W.....48-47
F18.....(20) [*]* at NC State..... W.....76-62
F23.....(15)(4) [*]* Duke..... L.....66-74
F26.....(15) [*]* at Miami..... L.....62-78
M1.....(22)(24) [*]* at Virginia..... W.....63-60
M4.....(22) [*]* Clemson..... W.....80-72
M9.....(17) [*]* Miami ³ W.....82-71
M10.....(17)(6) [*]vs. Duke ³ W.....62-59
M11.....(17)(4) [*]vs. North Carolina ³ W.....85-82
M16.....(10) [*]vs. St. Bonaventure ⁴ W.....66-63
M18.....(10) [*]vs. Cincinnati ⁴ L.....56-62

2012-13

Record: 18-16 H: 15-2 A: 5-5 N: 5-3
ACC: 9-9/6th

Postseason: NIT First Round

N9.....(24).....South Alabama..... L.....71-76
N12.....Buffalo ¹ W.....95-68
N16.....BYU ² W.....88-70
N17.....Saint Joseph's ² W.....75-66
N21.....North Florida..... W.....75-67
N27.....Minnesota ³ L.....68-77
D2.....Mercer..... L.....56-61
D5.....Florida..... L.....47-72
D9.....Maine..... W.....91-59
D17.....Louisiana Monroe..... W.....63-48
D22.....vs. Charlotte ⁴ W.....79-76
D29.....Tulsa ⁴ W.....82-63
J5.....at Auburn..... L.....72-78
J12.....* at Clemson..... W.....71-66
J19.....* at Maryland..... W.....65-62
J21.....* North Carolina..... L.....72-77
J19.....* at Virginia..... L.....36-56
J24.....* Clemson..... W.....60-57
J27.....(25) [*]* at Miami..... L.....47-71
J30.....* Maryland..... W.....73-71
F2.....(5) [*]* Duke..... L.....60-79
F5.....* at Georgia Tech..... W.....56-54
F9.....* at Wake Forest..... L.....47-71
F13.....(3) [*]* Miami..... L.....68-74
F16.....* Boston College..... W.....69-66
F19.....* at NC State..... L.....66-84
F24.....* at Virginia Tech..... L.....70-80
F26.....* Wake Forest..... W.....76-62
M3.....* at North Carolina..... L.....58-79
M7.....* Virginia..... W.....53-51
M9.....* NC State..... W.....71-67
M14.....Clemson ⁵ W.....73-69
M15.....North Carolina..... L.....62-83
M19.....Louisiana Tech ⁶ L.....66-71

1 - Coaches vs. Cancer Classic, Tallahassee, Fla. 2 - Coaches vs. Cancer Classic, Brooklyn, NY. 3 - ACC/Big Ten Challenge at Tallahassee, Fla. 4 - Orange Bowl Classic at Sunrise, Fla. 5 - ACC Tournament at Greensboro, N.C. 6 - NIT First Round at Tallahassee, Fla.



ALL-TIME FSU SCORES

FSU 100-POINT GAMES

Total 100-Point Games: 130
 Most 100-Point Games In A Season: 10 (1989)
 Most Consecutive 100-Point Games: 5 (Dec. 3-Dec. 12, 1970)
 Last 100-Point Game: Florida State 108, Campbell 75 (Dec. 22, 2005)

1954-55 (2)		
Feb. 16, 1955	110-82	at Rollins
Feb. 21, 1955	102-86	Mississippi State
1955-56 (2)		
Dec. 5, 1955	101-67	Rollins
Dec. 16, 1955	104-83	Morningside
1956-57 (2)		
Jan. 3, 1957	108-96	vs. Furman
Jan. 19, 1957	104-86	Stetson
1958-59 (1)		
Dec. 9, 1958	100-70	Spring Hill
1959-60 (2)		
Feb. 11, 1960	101-58	Rollins
Feb. 13, 1960	105-98	at Furman
1960-61 (1)		
Feb. 24, 1961	116-95	at Tampa
1961-62 (3)		
Jan. 11, 1962	110-53	Rollins
Feb. 26, 1962	123-92	at Tampa
March 2, 1962	101-69	Georgia
1963-64 (1)		
Feb. 22, 1964	101-77	Jacksonville
1965-66 (1)		
Dec. 6, 1965	121-57	Tampa
1966-67 (2)		
Jan. 30, 1967	109-72	Tampa
Feb. 11, 1967	100-90	Tulane
1967-68 (9)		
Dec. 9, 1967	104-89	Samford
Dec. 16, 1967	130-100	vs. Louisiana State
Dec. 20, 1967	114-91	Richmond
Jan. 6, 1968	111-81	Stetson
Jan. 12, 1968	122-93	Miami (Fla.)
Jan. 26, 1968	109-71	Hofstra
Feb. 3, 1968	110-100	East Carolina
Feb. 10, 1968	104-82	Florida Southern
Feb. 16, 1968	106-65	at Jacksonville
1968-69 (3)		
Dec. 2, 1968	120-75	Valdosta State
Dec. 6, 1968	111-84	vs. Miami (Fla.)
Dec. 30, 1968	104-52	New Hampshire
1969-70 (7)		
Dec. 4, 1969	100-84	Oregon
Dec. 8, 1969	107-86	at Rollins
Jan. 2, 1970	121-83	at Pepperdine
Jan. 9, 1970	104-63	Miami (Fla.)
Jan. 22, 1970	122-80	Clemson
Feb. 14, 1970	112-77	Tulane
Feb. 28, 1970	112-96	at Miami (Fla.)
1970-71 (9)		
Dec. 3, 1970	106-70	Biscayne College
Dec. 5, 1970	125-65	South Dakota
Dec. 7, 1970	117-84	vs. Southern Mississippi
Dec. 8, 1970	108-114	at Jacksonville
Dec. 12, 1970	111-63	Valdosta State
Jan. 2, 1971	101-82	Pepperdine
Jan. 8, 1971	114-106	Miami (Fla.)
Jan. 16, 1971	122-79	Samford
Feb. 11, 1971	113-81	Georgia Southern
1971-72 (6)		
Dec. 1, 1971	112-69	Oglethorpe
Dec. 11, 1971	134-65	Valdosta State
Jan. 8, 1972	106-63	East Tennessee State
Jan. 19, 1972	105-72	South Alabama
Jan. 31, 1972	109-83	Pan American
Feb. 19, 1972	108-50	Georgia Tech
1972-73 (2)		

Dec. 1, 1972	109-97	Georgia Southern
March 3, 1973	112-94	Mercer
1973-74 (4)		
Dec. 3, 1973	109-71	Biscayne College
Dec. 21, 1973	107-87	Western Kentucky
Feb. 9, 1974	118-84	South Florida
Feb. 23, 1974	105-63	South Alabama
1974-75 (6)		
Jan. 4, 1975	107-75	Eastern Kentucky
Jan. 7, 1975	104-82	Wisconsin-Milwaukee
Jan. 18, 1975	107-71	Hofstra
Feb. 1, 1975	111-70	Chattanooga
Feb. 9, 1975	101-71	vs. Georgia Southern
Feb. 22, 1975	104-71	Georgia Southern
1975-76 (6)		
Dec. 13, 1975	109-52	Palm Beach Atlantic
Jan. 14, 1976	107-54	Baptist College
Jan. 17, 1976	100-79	Memphis State
Jan. 24, 1976	110-70	SW Louisiana
Feb. 12, 1976	109-81	Illinois State
Feb. 24, 1976	106-61	Valdosta State
1976-77 (4)		
Nov. 30, 1976	109-90	Missouri Western
Jan. 22, 1977	115-86	South Alabama
Feb. 5, 1977	139-72	Baptist College
Feb. 26, 1977	103-72	South Florida
1977-78 (3)		
Dec. 1, 1977	110-82	Troy State
Dec. 16, 1977	100-77	vs. Texas A&M
Jan. 14, 1978	103-85	Tulane
1978-79 (3)		
Nov. 27, 1978	116-71	Eckerd
Dec. 18, 1978	106-75	Florida Southern
March 1, 1979	101-92	vs. Tulane
1979-80 (3)		
Nov. 30, 1979	101-63	Florida A&M
Dec. 20, 1979	112-91	Minnesota
Jan. 2, 1980	108-97	Tulane
1981-82 (1)		
Jan. 25, 1982	101-74	St. Leo
1985-86 (2)		
Dec. 14, 1985	122-83	Florida Institute of Technology
Jan. 9, 1986	113-75	California (Pa.)
1986-87 (5)		
Dec. 16, 1986	101-76	at Western Carolina
Feb. 23, 1987	107-78	Virginia Tech
Feb. 26, 1987	108-84	Miami (Fla.)
Feb. 28, 1987	117-102	Southern Mississippi
Mar. 12, 1987	107-92	vs. Rhode Island
1987-88 (4)		
Dec. 2, 1987	121-75	Florida International
Dec. 29, 1987	101-67	Central Florida
Feb. 6, 1988	101-68	Cincinnati
Feb. 24, 1988	108-90	Alabama State
1988-89 (10)		
Nov. 25, 1988	133-79	Central Florida
Nov. 27, 1988	100-75	Florida International
Dec. 3, 1988	104-86	Florida
Dec. 20, 1988	113-81	South Florida
Jan. 4, 1989	113-67	Rider
Jan. 7, 1989	104-79	Southern Mississippi
Jan. 15, 1989	101-90	Tennessee
Jan. 18, 1989	112-105	at Arkansas (OT)
Jan. 28, 1989	100-97	at Virginia Tech
Feb. 23, 1989	100-101	at La Salle
1989-90 (3)		
Dec. 19, 1989	100-62	Samford
Jan. 6, 1990	113-82	Southern Mississippi
Jan. 8, 1990	104-99	Jacksonville (2 OT)
1990-91 (1)		
Feb. 13, 1991	113-88	Alabama State
1991-92 (4)		
Nov. 26, 1991	100-91	Jacksonville

Jan. 2, 1992	107-54	UNC Asheville
Feb. 8, 1992	102-90	Clemson
Feb. 27, 1992	110-96	North Carolina
1992-93 (5)		
Nov. 20, 1992	109-86	Iowa State
Dec. 28, 1992	109-80	Maryland-Baltimore County
Jan. 13, 1993	105-85	Maryland
Feb. 10, 1993	111-94	Wake Forest
Feb. 20, 1993	102-92	Clemson
1993-94 (4)		
Dec. 1, 1993	110-59	Florida Atlantic
Dec. 22, 1993	108-81	Mount Saint Mary's
Jan. 2, 1994	105-87	Lafayette
Feb. 6, 1994	100-64	Virginia
1994-95 (3)		
Dec. 3, 1994	101-63	Florida Atlantic
Dec. 22, 1994	100-75	S.E. Missouri State
Jan. 15, 1995	107-79	NC State
1995-96 (1)		
Feb. 10, 1996	100-78	Maryland
1996-97 (2)		
Dec. 14, 1996	108-84	Jacksonville
Dec. 17, 1996	100-62	Tennessee State
1998-99 (1)		
Feb. 11, 1999	108-111	Georgia Tech (2 OT)
2004-05 (1)		
Dec. 21, 2004	101-57	Jacksonville
2005-06 (1)		
Dec. 22, 2005	108-75	Campbell

OPPONENTS' 100-POINT GAMES

Total 100-Point Games: 42
 Most 100-Point Games In A Season: 3 (1970, 85, 86)
 Most Consecutive 100-Point Games: 2 (Feb. 13-Feb. 16, 1974)
 Last 100-Point Game: Providence 101, Florida State 95 (Dec. 22, 2007)

1954-55 (2)		
Feb. 19, 1955	95-101	at Loyola (New Orleans)
March 9, 1955	88-110	vs. Beloit
1957-58 (2)		
Jan. 30, 1958	51-103	at West Virginia
Feb. 1, 1958	68-107	at Marshall
1958-59 (1)		
Jan. 31, 1959	75-103	at Oklahoma City
1959-60 (2)		
Feb. 15, 1960	60-100	at The Citadel
Feb. 27, 1960	89-107	at Miami (Fla.)
1963-64 (1)		
Dec. 11, 1963	81-102	at Rice
1965-66 (2)		
Dec. 16, 1965	80-115	at North Carolina
Feb. 28, 1966	90-112	at Miami (Fla.)
1966-67 (2)		
Feb. 25, 1967	84-102	at Georgia Tech
March 1, 1967	90-110	at Miami (Fla.)
1967-68 (2)		
Dec. 16, 1967	130-100	vs. LSU
Feb. 3, 1968	110-100	vs. East Carolina
1968-69 (1)		
Feb. 8, 1969	82-100	at North Carolina
1970-71 (3)		
Dec. 8, 1970	108-114	at Jacksonville
Jan. 8, 1971	114-106	vs. Miami
Feb. 27, 1971	94-100	at Miami (Fla.)
1973-74 (2)		
Feb. 13, 1974	89-113	at Jacksonville
Feb. 16, 1974	85-104	vs. North Carolina
1976-77 (1)		
Nov. 27, 1976	92-108	vs. Clemson
1983-84 (1)		
Dec. 20, 1983	89-102	at Pittsburgh
1985-86 (3)		
Dec. 16, 1985	89-100	at Alabama



FSU IN THE NATIONAL POLLS

ALL-TIME FSU SCORES

Dec. 31, 1985 64-109 at North Carolina	1989-90 (1)	Jan. 24, 1998 55-103 at North Carolina
Feb. 8, 1986 96-102 at Southern Mississippi	Jan. 18, 1990 97-101 (20T) at Miami (Fla.)	1998-99 (2)
1986-87 (3)	Dec. 22, 1990 69-101 at UNLV	Jan. 27, 1999 87-107 at Maryland
Dec. 13, 1986 93-109 at Oklahoma	Jan. 21, 1991 92-109 Arkansas	Feb. 11, 1999 108-111 (20T) vs. Georgia Tech
Feb. 28, 1987 117-102 vs. So. Mississippi	1992-93 (1)	1999-00 (1)
March 16, 1987 92-109 vs. Vanderbilt	March 27, 1993 81-106 vs. Kentucky	Feb. 16, 2000 68-101 at Duke
1987-88 (1)	1993-94 (1)	2000-01 (1)
March 18, 1988 98-102 vs. Iowa	Jan. 22, 1994 79-106 at Duke	Feb. 4, 2001 58-100 at Duke
1988-89 (2)	1994-95 (1)	2007-08 (1)
Jan. 18, 1989 112-105 (OT) at Arkansas	Jan. 25, 1995 70-100 at North Carolina	Dec. 22, 2007 95-101 at Providence
Feb. 23, 1989 100-102 at La Salle	1997-98 (1)	

FLORIDA STATE IN THE ASSOCIATED PRESS POLL

1969-70	1975-76	1991-92	Jan. 5.....13th
Jan. 27.....18th	March 2.....18th	Jan. 27.....23rd	Jan. 11.....17th
Feb. 3.....12th		Feb. 3.....23rd	Jan. 18.....20th
Feb. 10.....9th	1977-78	Feb. 10.....23rd	2003-04
Feb. 17.....8th	Dec. 27.....18th	Feb. 17.....16th	Dec. 29.....25th
Feb. 24.....10th	Jan. 24.....17th	Feb. 24.....22nd	2008-09
March 3.....11th	Jan. 31.....15th	March 2.....19th	Feb. 9.....25th
March 10.....11th	Feb. 7.....16th	March 9.....18th	Feb. 23.....23rd
1970-71	Feb. 14.....14th	March 16.....20th	March 2.....24th
Dec. 15.....17th	Feb. 21.....12th	1992-93	March 9.....22nd
1971-72	Feb. 28.....11th	Preseason.....9th	March 16.....16th
Dec. 7.....18th	March 6.....13th	Nov. 23.....7th	2009-10
Dec. 14.....9th	March 13.....15th	Nov. 30.....11th	Nov. 30.....21st
Dec. 21.....14th	1988-89	Dec. 7.....10th	Dec. 28.....22nd
Jan. 4.....20th	Preseason.....16th	Dec. 14.....10th	Jan. 4.....18th
Jan. 11.....12th	Nov. 22.....17th	Dec. 21.....18th	Jan. 11.....25th
Jan. 18.....11th	Nov. 29.....14th	Dec. 28.....18th	2010-11
Jan. 25.....10th	Dec. 6.....13th	Jan. 4.....23rd	Jan. 24.....22nd
Feb. 1.....12th	Dec. 13.....12th	Jan. 25.....19th	2011-12
Feb. 8.....14th	Dec. 20.....11th	Feb. 1.....12th	Nov. 14.....25th
Feb. 15.....14th	Dec. 27.....10th	Feb. 8.....10th	Nov. 21.....22nd
Feb. 22.....11th	Jan. 3.....15th	Feb. 15.....9th	Jan. 23.....23rd
Feb. 29.....10th	Jan. 10.....14th	Feb. 22.....6th	Jan. 30.....21st
March 7.....14th	Jan. 17.....14th	March 1.....11th	Feb. 6.....15th
March 14.....10th	Jan. 24.....11th	March 8.....10th	Feb. 13.....20th
1972-73	Jan. 31.....8th	March 15.....11th	Feb. 20.....15th
Preseason.....2nd	Feb. 7.....12th	1993-94	Feb. 27.....22nd
Dec. 5.....2nd	Feb. 14.....7th	Preseason.....25th	March 5.....17th
Dec. 12.....2nd	Feb. 21.....12th	1997-98	March 12.....10th (Final)
Dec. 19.....7th	Feb. 28.....16th	Dec. 1.....19th	2012-13
Dec. 26.....12th	March 7.....14th	Dec. 8.....16th	Preseason.....24
Jan. 2.....19th	March 14.....16th	Dec. 15.....17th	
Jan. 9.....18th		Dec. 22.....17th	
Jan. 16.....19th		Dec. 29.....15th	

FLORIDA STATE IN THE ESPN/USA TODAY POLL

1991-92 (First Year of Coaches' Poll)	March 15.....11th	March 6.....16th
Feb. 3.....23rd	April 7.....7th	March 23 (Final).....22nd
Feb. 10.....21st	1993-94	2009-10
Feb. 17.....16th	Nov. 22.....24th	Dec. 28.....25th
Feb. 24.....21st	Nov. 29.....24th	Jan. 4.....19th
March 9.....13th	1997-98	Jan. 11.....25th
March 16.....17th	Nov. 24.....25th	2010-11
April 8.....14th	Dec. 1.....18th	April 5.....19th
1992-93	Dec. 8.....15th	2011-12
Nov. 30.....10th	Dec. 15.....17th	Nov. 14.....24th
Dec. 7.....8th	Dec. 22.....18th	Nov. 21.....20th
Dec. 14.....9th	Dec. 29.....15th	Jan. 30.....24th
Dec. 21.....18th	Jan. 5.....13th	Feb. 6.....17th
Dec. 28.....16th	Jan. 12.....16th	Feb. 13.....21st
Jan. 4.....23rd	Jan. 19.....20th	Feb. 20.....16th
Jan. 11.....21st	Jan. 26.....23rd	Feb. 27.....22nd
Jan. 18.....22nd	2003-04	March 5.....17th
Jan. 25.....20th	Dec. 29.....25th	March 11.....12th
Feb. 1.....15th	2008-09	April 4.....15th (Final)
Feb. 8.....12th	Feb. 9.....25th	2012-13
Feb. 15.....9th	Feb. 23.....25th	Preseason.....25
Feb. 22.....7th	March 9.....22nd	
March 1.....11th		
March 8.....11th		



Ham Wernke, one of the first all-time great players in school history, has been ranked among the Seminoles' all-time scoring leaders for more than 50 years. He is ranked 14th in career scoring in Seminole history with 1,404 points despite playing from 1951-55.


2013-14 MEN'S BASKETBALL

ALL-TIME GAMES VS OPPONENTS IN THE AP POLL

1957-58

Date	Ranking	Opponent	Site	W/L	Score
Jan. 13, 1958	No. 18	Memphis State	Memphis, TN	L	56-59
Jan. 30, 1958	No. 1	West Virginia	Morgantown, WV	L	51-103

1958-59

Date	Ranking	Opponent	Site	W/L	Score
Dec. 1, 1958	No. 2	Kentucky	Lexington, KY	L	68-91
Dec. 17, 1958	No. 13	Auburn	Auburn, AL	L	74-95
Dec. 29, 1958	No. 8	Auburn	Tallahassee, FL	L	62-69
Jan. 13, 1959	No. 18	Memphis State	Tallahassee, FL	L	72-75
Jan. 31, 1959	No. 14	Oklahoma City	Oklahoma City, OK	L	75-103
Feb. 16, 1959	No. 18	Oklahoma City	Tallahassee, FL	L	84-98

1959-60

Date	Ranking	Opponent	Site	W/L	Score
Jan. 16, 1960	No. 15	Miami	Tallahassee, FL	L	91-93
Feb. 27, 1960	No. 9	Miami	Miami, FL	L	89-107

1960-61

Date	Ranking	Opponent	Site	W/L	Score
Dec. 3, 1960	No. 20	Kentucky	Lexington, KY	W	63-58
Dec. 10, 1960	No. 11	Auburn	Auburn, AL	L	57-74

1961-62

Date	Ranking	Opponent	Site	W/L	Score
Dec. 2, 1961	No. 1	Ohio State	Columbus, OH	L	57-72

1966-67

Date	Ranking	Opponent	Site	W/L	Score
Dec. 20, 1966	No. 3	North Carolina	Chapel Hill, NC	L	54-81

1967-68

Date	Ranking	Opponent	Site	W/L	Score
Feb. 1, 1968	No. 3	North Carolina	Chapel Hill, NC	L	80-86

1968-69

Date	Ranking	Opponent	Site	W/L	Score
Dec. 16, 1968	No. 19	Louisville	Louisville, KY	L	78-79
Dec. 27, 1968	No. 16	Ohio State	Tallahassee, FL	L	86-93
Jan. 28, 1969	No. 19	South Carolina	Tallahassee, FL	W	87-76
Feb. 8, 1969	No. 2	North Carolina	Chapel Hill, NC	L	82-100
Feb. 15, 1969	No. 17	Dayton	Tallahassee, FL	W	79-71

1969-70

Date	Ranking	Opponent	Site	W/L	Score
Dec. 13, 1969	No. 5	North Carolina	Chapel Hill, NC	L	75-86
Dec. 22, 1969	No. 14	Louisville	Tallahassee, FL	W	79-69
Jan. 3, 1970	No. 19	Southern Cal	Los Angeles, CA	L	68-71
Jan. 27, 1970	No. 6	Jacksonville	Jacksonville, FL	W	89-83
Feb. 18, 1970	No. 6	Jacksonville	Tallahassee, FL	L	81-85

1970-71

Date	Ranking	Opponent	Site	W/L	Score
Dec. 8, 1970	No. 3	Jacksonville	Jacksonville, FL	L	108-114
Dec. 18, 1970	No. 8	Southern Cal	El Paso, TX	L	85-94
Jan. 27, 1971	No. 6	Jacksonville	Tallahassee, FL	L	65-83
Feb. 15, 1971	No. 6	Jacksonville	Jacksonville, FL	L	79-90
Feb. 22, 1971	No. 8	North Carolina	Chapel Hill, NC	L	61-70

1971-72

Date	Ranking	Opponent	Site	W/L	Score
Dec. 7, 1971	No. 6	Jacksonville	Tallahassee, FL	W	90-83
Mar. 16, 1972	No. 11	Minnesota	Dayton, OH	W	70-56
Mar. 18, 1972	No. 18	Kentucky	Dayton, OH	W	73-54
Mar. 24, 1972	No. 2	North Carolina	Los Angeles, CA	W	79-75
Mar. 26, 1972	No. 1	UCLA	Los Angeles, CA	L	76-81

1972-73

Date	Ranking	Opponent	Site	W/L	Score
Dec. 28, 1972	No. 13	Brigham Young	Oklahoma City, OK	L	77-80
Jan. 20, 1973	No. 15	Jacksonville	Tallahassee, FL	L	66-70
Feb. 14, 1973	No. 13	Jacksonville	Jacksonville, FL	W	83-74
Feb. 17, 1973	No. 6	North Carolina	New York, NY	L	79-91

1973-74

Date	Ranking	Opponent	Site	W/L	Score
Dec. 15, 1973	No. 9	Louisville	Louisville, KY	L	78-90
Dec. 18, 1973	No. 19	Memphis State	Tallahassee, FL	W	88-80
Feb. 1, 1974	No. 17	New Mexico	Tallahassee, FL	W	90-71
Feb. 16, 1974	No. 4	North Carolina	Greensboro, NC	L	85-104

1974-75

Date	Ranking	Opponent	Site	W/L	Score
Dec. 9, 1974	No. 16	Memphis State	Memphis, TN	L	69-70
Dec. 14, 1974	No. 4	Louisville	Tallahassee, FL	L	75-84
Dec. 26, 1974	No. 15	Purdue	Louisville, KY	W	69-66
Dec. 27, 1974	No. 4	Louisville	Louisville, KY	L	61-79

1975-76

Date	Ranking	Opponent	Site	W/L	Score
Dec. 8, 1975	No. 1	Indiana	Bloomington, IN	L	59-83
Dec. 20, 1975	No. 8	Alabama	St. Petersburg, FL	L	72-76
Dec. 26, 1975	No. 13	Washington	Portland, OR	L	54-69

1976-77

Date	Ranking	Opponent	Site	W/L	Score
Dec. 18, 1976	No. 5	San Francisco	San Francisco, CA	L	87-93
Jan. 3, 1977	No. 14	Louisville	Louisville, KY	L	(OT) 75-78
Jan. 15, 1977	No. 18	Memphis State	Memphis, TN	L	75-81
Feb. 3, 1977	No. 3	Kentucky	Lexington, KY	L	57-97

1977-78

Date	Ranking	Opponent	Site	W/L	Score
Dec. 27, 1977	No. 11	Cincinnati	Cincinnati, OH	L	75-77
Jan. 22, 1978	No. 9	Louisville	Louisville, KY	W	70-66
Feb. 17, 1978	No. 9	Louisville	Tallahassee, FL	W	81-70
Mar. 4, 1978	No. 20	Louisville	Cincinnati, OH	L	93-94
Mar. 11, 1978	No. 1	Kentucky	Lexington, KY	L	76-85

1978-79

Date	Ranking	Opponent	Site	W/L	Score
Jan. 20, 1979	No. 7	Louisville	Tallahassee, FL	L	65-67
Feb. 1, 1979	No. 6	Louisville	Louisville, KY	L	71-84

1979-80

Date	Ranking	Opponent	Site	W/L	Score
Jan. 27, 1980	No. 7	Louisville	Louisville, KY	L	73-79
Feb. 24, 1980	No. 2	Louisville	Tallahassee, FL	L	75-83
Mar. 1, 1980	No. 4	Louisville	Louisville, KY	L	72-81
Mar. 9, 1980	No. 4	Kentucky	Lexington, KY	L	78-97

1981-82

Date	Ranking	Opponent	Site	W/L	Score
Jan. 4, 1982	No. 14	Louisville	Louisville, KY	L	57-79

1982-83

Date	Ranking	Opponent	Site	W/L	Score
Dec. 30, 1982	No. 19	Tulsa	San Diego, CA	W	96-80
Jan. 8, 1983	No. 13	Louisville	Tallahassee, FL	L	69-96
Feb. 7, 1983	No. 12	Louisville	Louisville, KY	L	63-89
Feb. 26, 1983	No. 14	Memphis State	Tallahassee, FL	W	74-72
Mar. 3, 1983	No. 17	Memphis State	Memphis, TN	L	67-94
Mar. 11, 1983	No. 17	Memphis State	Cincinnati, OH	L	74-84

1983-84

Date	Ranking	Opponent	Site	W/L	Score
Jan. 25, 1984	No. 14	Louisville	Louisville, KY	L	71-95
Feb. 6, 1984	No. 17	Louisville	Tallahassee, FL	W	75-60
Feb. 11, 1984	No. 9	Memphis State	Tallahassee, FL	L	69-73
Feb. 15, 1984	No. 8	Memphis State	Memphis, TN	L	67-75
Mar. 9, 1984	No. 17	Memphis State	Memphis, TN	L	63-65

1984-85

Date	Ranking	Opponent	Site	W/L	Score
Jan. 5, 1985	No. 9	North Carolina	Miami, FL	L	69-78
Jan. 23, 1985	No. 9	Memphis State	Tallahassee, FL	L	69-74
Feb. 16, 1985	No. 4	Memphis State	Memphis, TN	L	68-70
Mar. 9, 1985	No. 4	Memphis State	Louisville, TN	L	86-90



ALL-TIME GAMES VS OPPONENTS IN THE AP POLL

1985-86

Date	Ranking	Opponent	Site	W/L	Score
Dec. 31, 1985	No. 1	North Carolina	Charlotte, NC	L	64-109
Jan. 15, 1986	No. 18	Louisville	Tallahassee, FL	L	64-85
Jan. 25, 1986	No. 25	Virginia Tech	Blacksburg, VA	L	73-86
Feb. 10, 1986	No. 3	Memphis State	Memphis, TN	L	73-99
Feb. 19, 1986	No. 10	Louisville	Louisville, KY	L	67-89
Feb. 22, 1986	No. 4	Memphis State	Tallahassee, FL	W	82-80
Feb. 24, 1986	No. 24	Virginia Tech	Tallahassee, FL	L	84-92
Mar. 8, 1986	No. 10	Memphis State	Louisville, KY	L	71-73

1986-87

Date	Ranking	Opponent	Site	W/L	Score
Dec. 6, 1986	No. 8	Alabama	Tallahassee, FL	W	72-71
Dec. 13, 1986	No. 9	Oklahoma	Norman, OK	L	92-109

1987-88

Date	Ranking	Opponent	Site	W/L	Score
Dec. 10, 1987	No. 16	Oklahoma	Tallahassee, FL	L	87-89
Dec. 12, 1987	No. 12	Florida	Gainesville, FL	L	48-71
Dec. 28, 1987	No. 3	Pittsburgh	Orlando, FL	L	71-72
Mar. 18, 1988	No. 17	Iowa	Los Angeles, CA	L	98-102

1988-89

Date	Ranking	Opponent	Site	W/L	Score
Dec. 3, 1988	No. 19	Florida	Tallahassee, FL	W	104-86
Dec. 29, 1988	No. 17	Villanova	Orlando, FL	L	67-68
Jan. 15, 1989	No. 17	Tennessee	Tallahassee, FL	W	101-90
Feb. 6, 1989	No. 7	Louisville	Louisville, KY	W	81-78
Feb. 16, 1989	No. 10	Louisville	Tallahassee, FL	L (OT)	77-78
Feb. 23, 1989	No. 14	La Salle	Philadelphia, PA	L	100-101
Mar. 12, 1989	No. 16	Louisville	Columbia, SC	L	80-87

1989-90

Date	Ranking	Opponent	Site	W/L	Score
Dec. 1, 1989	No. 24	Florida	Tallahassee, FL	L	69-82
Dec. 27, 1989	No. 19	NC State	New York, NY	L	72-90
Jan. 14, 1990	No. 11	Louisville	Tallahassee, FL	L	66-73
Feb. 3, 1990	No. 7	Syracuse	Orlando, FL	L	69-90
Feb. 6, 1990	No. 15	Louisville	Louisville, KY	L	50-69

1990-91

Date	Ranking	Opponent	Site	W/L	Score
Dec. 22, 1990	No. 1	UNLV	Las Vegas, NV	L	69-101
Jan. 19, 1991	No. 22	South Carolina	Columbia, SC	W (OT)	81-80
Jan. 21, 1991	No. 2	Arkansas	Tallahassee, FL	L	92-109
Feb. 18, 1991	No. 7	Syracuse	Syracuse, NY	L	79-88
Mar. 16, 1991	No. 3	Indiana	Louisville, KY	L	60-82

1991-92

Date	Ranking	Opponent	Site	W/L	Score
Dec. 15, 1991	No. 5	North Carolina	Chapel Hill, NC	W	86-74
Jan. 6, 1992	No. 1	Duke	Durham, NC	L	70-86
Jan. 11, 1992	No. 19	Wake Forest	Winston-Salem, NC	W	88-85
Jan. 23, 1992	No. 18	Georgia Tech	Atlanta, GA	W	83-79
Jan. 30, 1992	No. 1	Duke	Tallahassee, FL	L	62-75
Feb. 27, 1992	No. 10	North Carolina	Tallahassee, FL	W	110-96
Mar. 14, 1992	No. 20	North Carolina	Charlotte, NC	L	76-80
Mar. 26, 1992	No. 4	Indiana	Albuquerque, NM	L	74-85

1992-93

Date	Ranking	Opponent	Site	W/L	Score
Nov. 20, 1992	No. 19	Iowa State	Tallahassee, FL	W	109-86
Nov. 25, 1992	No. 4	Indiana	New York, NY	L (OT)	78-81
Nov. 27, 1992	No. 21	UCLA	New York, NY	L (OT)	83-86
Dec. 2, 1992	No. 19	Massachusetts	Tallahassee, FL	W	67-64
Jan. 6, 1993	No. 25	Virginia	Charlottesville, VA	L	76-80
Jan. 24, 1993	No. 6	Duke	Tallahassee, FL	W (OT)	89-88
Jan. 27, 1993	No. 3	North Carolina	Chapel Hill, NC	L	77-82
Jan. 31, 1993	No. 18	Georgia Tech	Tallahassee, FL	W	96-77
Feb. 8, 1993	No. 24	Virginia	Tallahassee, FL	W	99-84
Feb. 10, 1993	No. 9	Wake Forest	Tallahassee, FL	W	111-94
Feb. 24, 1993	No. 9	Duke	Durham, NC	L	75-98
Feb. 27, 1993	No. 3	North Carolina	Tallahassee, FL	L	76-86
Mar. 25, 1993	No. 25	W. Kentucky	Charlotte, NC	W (OT)	81-78


Mar. 27, 1993	No. 2	Kentucky	Charlotte, NC	L	81-106
---------------	-------	----------	---------------	---	--------

1993-94

Date	Ranking	Opponent	Site	W/L	Score
Jan. 22, 1994	No. 5	Duke	Durham, NC	L	79-106
Jan. 26, 1994	No. 4	North Carolina	Tallahassee, FL	L	77-90
Jan. 29, 1994	No. 21	Georgia Tech	Atlanta, GA	W	74-73
Feb. 3, 1994	No. 11	Massachusetts	Amherst, MA	L	58-62
Feb. 21, 1994	No. 16	Florida	Gainesville, FL	L	61-72
Feb. 23, 1994	No. 2	Duke	Tallahassee, FL	L	72-84
Feb. 26, 1994	No. 4	North Carolina	Chapel Hill, NC	L	75-78
Mar. 11, 1994	No. 11	North Carolina	Charlotte, NC	L	69-83

1994-95

Date	Ranking	Opponent	Site	W/L	Score
Dec. 6, 1994	No. 8	Arizona	Tucson, AZ	L	78-96
Dec. 17, 1994	No. 8	Florida	Orlando, FL	L (2OT)	65-71
Jan. 7, 1995	No. 18	Wake Forest	Winston-Salem, NC	L	64-72
Jan. 10, 1995	No. 9	Maryland	Tallahassee, FL	L	57-70
Jan. 25, 1995	No. 3	North Carolina	Chapel Hill, NC	L	70-100
Jan. 29, 1995	No. 21	Georgia Tech	Tallahassee, FL	L	67-80
Feb. 4, 1995	No. 15	Virginia	Charlottesville, VA	L (OT)	63-76
Feb. 8, 1995	No. 11	Wake Forest	Tallahassee, FL	W	69-67
Feb. 11, 1995	No. 8	Maryland	College Park, MD	L	65-80
Feb. 25, 1995	No. 3	North Carolina	Tallahassee, FL	L	78-80
Mar. 10, 1995	No. 10	Maryland	Charlotte, NC	L	64-71



Gary Schull, who is one of only four players who averaged in double figures in rebounding for his entire career, was also a prolific scorer. He is ranked seventh in school history with 781 rebounds and a 10.1 rebounds per game average and is ranked 28th in school history with 1,142 points and a 15.0 points per game scoring average.



2013-14 MEN'S BASKETBALL

ALL-TIME GAMES VS OPPONENTS IN THE AP POLL

(continued from page 133)

1995-96

Date	Ranking	Opponent	Site	W/L	Score
Dec. 12, 1995	No. 8	Connecticut	Tallahassee, FL	L	61-79
Jan. 6, 1996	No. 12	Wake Forest	Tallahassee, FL	L (OT)	73-75
Jan. 17, 1996	No. 19	Clemson	Tallahassee, FL	W	75-62
Jan. 24, 1996	No. 11	North Carolina	Tallahassee, FL	L	71-82
Feb. 7, 1996	No. 9	Wake Forest	Winston-Salem, NC	L	67-81
Feb. 24, 1996	No. 17	North Carolina	Chapel Hill, NC	W	84-80
Feb. 28, 1996	No. 18	Georgia Tech	Tallahassee, FL	L	68-83

1996-97

Date	Ranking	Opponent	Site	W/L	Score
Dec. 5, 1996	No. 10	Duke	Durham, NC	L (OT)	66-72
Jan. 11, 1997	No. 5	Clemson	Tallahassee, FL	L	70-76
Jan. 22, 1997	No. 19	North Carolina	Tallahassee, FL	W	84-71
Jan. 25, 1997	No. 4	Wake Forest	Winston-Salem, NC	L	58-61
Jan. 29, 1997	No. 5	Maryland	Tallahassee, FL	W	74-70
Feb. 6, 1997	No. 20	North Carolina	Chapel Hill, NC	L	62-90
Feb. 13, 1997	No. 10	Maryland	College Park, MD	L	57-73
Feb. 15, 1997	No. 6	Duke	Tallahassee, FL	L	79-89
Feb. 23, 1997	No. 8	Clemson	Clemson, SC	W	67-65
Mar. 1, 1997	No. 5	Wake Forest	Tallahassee, FL	W	59-55
Mar. 7, 1997	No. 8	Wake Forest	Greensboro, NC	L	65-66



Sam Cassell, who helped the Boston Celtics win the 2008 NBA Championship, started all 35 games in leading the Seminoles to the Elite Eight during the 1993 season

1997-98

Date	Ranking	Opponent	Site	W/L	Score
Nov. 26, 1997	No. 11	Connecticut	New York, NY	W	67-60
Nov. 28, 1997	No. 2	Kansas	New York, NY	L	58-73
Dec. 20, 1997	No. 1	North Carolina	Tallahassee, FL	L	73-81
Dec. 23, 1997	No. 5	Arizona	Tallahassee, FL	W	84-79
Jan. 10, 1998	No. 2	Duke	Tallahassee, FL	L	63-75
Jan. 24, 1998	No. 2	North Carolina	Chapel Hill, NC	L	55-103
Feb. 7, 1998	No. 23	Maryland	Tallahassee, FL	L	62-68
Feb. 10, 1998	No. 2	Duke	Durham, NC	L	72-86
Mar. 13, 1998	No. 15	Texas Christian	Oklahoma City, OK	W	96-87

1998-99

Date	Ranking	Opponent	Site	W/L	Score
Jan. 6, 1999	No. 11	North Carolina	Tallahassee, FL	L	54-72
Jan. 12, 1999	No. 25	Clemson	Tallahassee, FL	W	70-64
Jan. 16, 1999	No. 2	Duke	Durham, NC	L	73-98
Jan. 27, 1999	No. 4	Maryland	College Park, MD	L	87-107
Feb. 7, 1999	No. 12	North Carolina	Chapel Hill, NC	L	64-98
Feb. 17, 1999	No. 1	Duke	Tallahassee, FL	L	59-85
Feb. 27, 1999	No. 5	Maryland	Tallahassee, FL	L	75-84
Mar. 5, 1999	No. 5	Maryland	Charlotte, NC	L	69-93

1999-00

Date	Ranking	Opponent	Site	W/L	Score
Nov. 19, 1999	No. 7	Florida	Gainesville, FL	L	61-96
Nov. 29, 1999	No. 11	Temple	Tallahassee, FL	L	58-69
Dec. 5, 1999	No. 7	Auburn	Auburn, AL	L	54-55
Jan. 16, 2000	No. 6	Duke	Tallahassee, FL	L	54-85
Jan. 22, 2000	No. 21	North Carolina	Chapel Hill, NC	W	76-71
Jan. 29, 2000	No. 22	Maryland	Tallahassee, FL	L	63-82
Feb. 16, 2000	No. 3	Duke	Durham, NC	L	68-101
Mar. 1, 2000	No. 17	Maryland	College Park, MD	L	70-85
Mar. 10, 2000	No. 20	Maryland	Charlotte, NC	L	61-82

2000-01

Date	Ranking	Opponent	Site	W/L	Score
Nov. 17, 2000	No. 11	Florida	Tallahassee, FL	L	70-85
Nov. 24, 2000	No. 21	DePaul	Anchorage, AK	L	74-80
Jan. 4, 2001	No. 3	Duke	Tallahassee, FL	L	72-99
Jan. 9, 2001	No. 6	Wake Forest	Winston-Salem, NC	L	53-76
Jan. 14, 2001	No. 14	Maryland	Tallahassee, FL	L	55-76
Jan. 16, 2001	No. 13	Virginia	Charlottesville, VA	L	71-89
Jan. 20, 2001	No. 6	North Carolina	Tallahassee, FL	L	70-80
Feb. 4, 2001	No. 2	Duke	Durham, NC	L	58-100
Feb. 10, 2001	No. 19	Wake Forest	Tallahassee, FL	L	65-71
Feb. 14, 2001	No. 17	Maryland	College Park, MD	W	74-71
Feb. 17, 2001	No. 12	Virginia	Tallahassee, FL	L	66-69
Feb. 22, 2001	No. 2	North Carolina	Chapel Hill, NC	L	67-95

2001-02

Date	Ranking	Opponent	Site	W/L	Score
Nov. 16, 2001	No. 6	Florida	Gainesville, FL	L	47-68
Dec. 16, 2001	No. 19	Wake Forest	Winston-Salem, NC	L	72-93
Jan. 6, 2002	No. 1	Duke	Tallahassee, FL	W	77-76
Jan. 20, 2002	No. 10	Virginia	Charlottesville, VA	L	74-91
Jan. 26, 2002	No. 3	Maryland	College Park, MD	L	63-84
Feb. 2, 2002	No. 24	Wake Forest	Tallahassee, FL	L	80-89
Feb. 7, 2002	No. 1	Duke	Durham, NC	L	49-80
Feb. 20, 2002	No. 22	Virginia	Tallahassee, FL	W	66-59
Feb. 27, 2002	No. 2	Maryland	Tallahassee, FL	L	63-96
Mar. 8, 2002	No. 2	Maryland	Charlotte, NC	L	59-85

2002-03

Date	Ranking	Opponent	Site	W/L	Score
Dec. 6, 2002	No. 8	Florida	Tallahassee, FL	L	57-58
Dec. 22, 2002	No. 23	North Carolina	Tallahassee, FL	L	48-69
Jan. 11, 2003	No. 21	Maryland	College Park, MD	L	62-89
Jan. 26, 2003	No. 17	Wake Forest	Winston-Salem, NC	L	60-71
Feb. 2, 2003	No. 5	Duke	Tallahassee, FL	W	75-70
Feb. 12, 2003	No. 16	Maryland	Tallahassee, FL	L	72-74
Feb. 26, 2003	No. 12	Wake Forest	Tallahassee, FL	L	56-60
Mar. 6, 2003	No. 10	Duke	Durham, NC	L	56-72
Mar. 14, 2003	No. 9	Wake Forest	Greensboro, NC	L	61-69



ALL-TIME GAMES VS OPPONENTS IN THE AP POLL

2003-04

Date	Ranking	Opponent	Site	W/L	Score
Dec. 22, 2003	No. 16	Pittsburgh	Pittsburgh, PA	L	56-63
Dec. 28, 2003	No. 24	Maryland	Tallahassee, FL	W	79-75
Jan. 3, 2004	No. 12	Florida	Gainesville, FL	L	73-87
Jan. 22, 2004	No. 7	North Carolina	Tallahassee, FL	W (OT)	90-81
Jan. 25, 2004	No. 7	Wake Forest	Tallahassee, FL	W	75-70
Jan. 29, 2004	No. 1	Duke	Durham, NC	L	49-56
Feb. 3, 2004	No. 15	Georgia Tech	Tallahassee, FL	W	81-65
Feb. 10, 2004	No. 10	NC State	Raleigh, NC	L	59-75
Feb. 21, 2004	No. 16	North Carolina	Chapel Hill, NC	L	71-78
Feb. 25, 2004	No. 11	Wake Forest	Winston-Salem, NC	L (OT)	87-90
Feb. 29, 2004	No. 4	Duke	Tallahassee, FL	L	65-70
Mar. 6, 2004	No. 19	Georgia Tech	Atlanta, GA	L	60-63
Mar. 12, 2004	No. 17	NC State	Greensboro, NC	L	71-78

2004-05

Date	Ranking	Opponent	Site	W/L	Score
Dec. 19, 2004	No. 23	Maryland	College Park, MD	L (OT)	88-90
Jan. 18, 2005	No. 3	Wake Forest	Tallahassee, FL	W (OT)	91-83
Jan. 22, 2005	No. 4	Duke	Tallahassee, FL	L	56-88
Feb. 2, 2005	No. 25	Georgia Tech	Atlanta, GA	L	61-64
Feb. 6, 2005	No. 2	North Carolina	Tallahassee, FL	L	60-81
Feb. 12, 2005	No. 6	Wake Forest	Winston-Salem, NC	L	48-87
Mar. 3, 2005	No. 2	North Carolina	Chapel Hill, NC	L	76-91

2005-06

Date	Ranking	Opponent	Site	W/L	Score
Nov. 25, 2005	No. 14	Florida	Gainesville, FL	L	66-74
Jan. 14, 2006	No. 15	Boston College	Chestnut Hill, MA	L	87-90
Jan. 22, 2006	No. 24	North Carolina	Tallahassee, FL	L	80-81
Feb. 4, 2006	No. 2	Duke	Durham, NC	L (OT)	96-97
Mar. 1, 2006	No. 1	Duke	Tallahassee, FL	W	79-74

2006-07

Date	Ranking	Opponent	Site	W/L	Score
Nov. 24, 2006	No. 3	Pittsburgh	Pittsburgh, PA	L	66-88
Nov. 28, 2006	No. 12	Wisconsin	Madison, WI	L	66-81
Dec. 3, 2006	No. 4	Florida	Tallahassee, FL	W	70-66
Jan. 3, 2007	No. 23	Clemson	Tallahassee, FL	L	66-68
Jan. 7, 2007	No. 2	North Carolina	Chapel Hill, NC	L	58-84
Jan. 17, 2007	No. 23	Virginia Tech	Tallahassee, FL	W	82-73
Feb. 4, 2007	No. 8	Duke	Durham, NC	W	68-67
Mar. 9, 2007	No. 8	North Carolina	Tampa, FL	L	58-73

2007-08

Date	Ranking	Opponent	Site	W/L	Score
Nov. 23, 2007	No. 25	Florida	Gainesville, FL	W	65-51
Dec. 15, 2007	No. 19	Butler	Indianapolis, IN	L	68-79
Jan. 12, 2008	No. 18	Clemson	Clemson, SC	L (2OT)	85-97
Jan. 16, 2008	No. 7	Duke	Tallahassee, FL	L	57-70
Feb. 3, 2008	No. 4	North Carolina	Tallahassee, FL	L (OT)	73-84
Mar. 4, 2008	No. 1	North Carolina	Chapel Hill, NC	L	77-90
Mar. 14, 2008	No. 1	North Carolina	Charlotte, NC	L	70-82

2008-09

Date	Ranking	Opponent	Site	W/L	Score
Dec. 7, 2009	No. 23	Florida	Tallahassee, FL	W	57-55
Dec. 21, 2009	No. 3	Pittsburgh	Tallahassee, FL	L	48-56
Jan. 10, 2009	No. 2	Duke	Tallahassee, FL	L	58-66
Jan. 28, 2009	No. 5	North Carolina	Tallahassee, FL	L	77-80
Feb. 7, 2009	No. 10	Clemson	Clemson, SC	W	65-61
Feb. 14, 2009	No. 7	Wake Forest	Winston-Salem, NC	L	63-86
Feb. 28, 2009	No. 17	Clemson	Tallahassee, FL	W	73-66
March 3, 2009	No. 7	Duke	Durham, NC	L	81-84
March 14, 2009	No. 1	North Carolina	Greensboro, NC	W	73-70
March 15, 2009	No. 7	Duke	Greensboro, NC	L	69-79

2009-10

Date	Ranking	Opponent	Site	W/L	Score
Dec. 2, 2009	N. 15	Ohio State	Columbus OH	L	64-77
Dec. 20, 2009	No. 11	Georgia Tech	Atlanta, GA	W (OT)	66-59
Jan. 24, 2010	No. 19	Georgia Tech	Tallahassee, FL	W	68-66
March 19, 2010	No. 22	Gonzaga	Buffalo, NY	L	60-67

2010-11


Date	Ranking	Opponent	Site	W/L	Score
Nov. 28, 2010	No. 10	Florida	Tallahassee, Fla.	L	51-55
Nov. 30, 2010	No. 2	Ohio State	Tallahassee, Fla.	L	44-58
Dec. 25, 2010	No. 15	Baylor	Honolulu, Hi.	W	68-61
Jan. 12, 2011	No. 1	Duke	Tallahassee, Fla.	W	66-61
March 2, 2011	No. 13	North Carolina	Tallahassee, Fla.	L	70-72
March 18, 2011	No. 24	Texas A&M	Chicago, Ill	W	57-50
March 20, 2011	No. 5	Notre Dame	Chicago, Ill	W	71-57

2011-12

Date	Ranking	Opponent	Site	W/L	Score
Nov. 26, 2011	No. 4	Connecticut	Nassau, Bahamas	L (OT)	76-78
Dec. 22, 2011	No. 11	Florida	Gainesville, Fla.	L	64-82
Jan. 14, 2012	No. 3	North Carolina	Tallahassee, Fla.	W	90-57
Jan. 21, 2012	No. 4	Duke	Durham, N.C.	W	76-73
Feb. 4, 2012	No. 16	Virginia	Tallahassee, Fla.	W	58-55
Feb. 23, 2012	No. 6	Duke	Tallahassee, Fla.	L	66-74
March 1, 2012	No. 24	Virginia	Charlottesville, Va.	W	63-60
March 10, 2012	No. 6	Duke	Atlanta, Ga.	W	62-59
March 11, 2012	No. 4	North Carolina	Atlanta, Ga.	W	85-82

2012-13

Date	Ranking	Opponent	Site	W/L	Score
Nov. 21, 2012	No. 21	Minnesota	Tallahassee, Fla.	L	68-77
Dec. 5, 2012	No. 6	Florida	Tallahassee, Fla.	L	47-72
Jan. 27, 2013	No. 25	Miami (Fla.)	Coral Gables, Fla.	L	47-71
Feb. 2, 2013	No. 5	Duke	Tallahassee, Fla.	L	60-79
Feb. 13, 2013	No. 3	Miami (Fla.)	Tallahassee, Fla.	L	68-74



Harry Davis, who averaged nearly 20 points scored per game as a senior at Florida State, is ranked ninth in school history with 1,514 points. He averaged in double figure scoring in three of his four seasons as a Seminole. Davis is ranked 11th in school history with 21 career double-doubles.



2013-14 MEN'S BASKETBALL

COACHING HISTORY



DON LOUCKS
5-13
(1947-48)

Don Loucks, one of the most respected members of the Florida State athletic family, was the first coach of men's intercollegiate basketball at FSU. He guided the team to a 5-13 record during the 1947-48 season.

Loucks would go on to become a member of FSU's Hall of Fame after six decades with the University. The tennis courts at FSU are named in honor of Don Loucks.

Year		W	L	Pct.
1947-48	Don Loucks	5	13	.277



J.K. KENNEDY
236-208
(1948-66)

J.K. Kennedy was better known as "Bud" during his 18 years as head coach of the Florida State program. A warm and compassionate man, Kennedy led the Seminoles from a limited program to major college status. He compiled a record of 236-208 from 1948-49 to 1965-66. His finest single season came in 1954-55 when he coached the Tribe, led by future Hall of Famers Jimmy Oler and Ham Wernke, to a 22-4 record.

Year		W	L	Pct.
1948-49	J. K. "Bud" Kennedy	12	12	.500
1949-50	J. K. "Bud" Kennedy	14	10	.583
1950-51	J. K. "Bud" Kennedy	18	9	.667
1951-52	J. K. "Bud" Kennedy	5	20	.200
1952-53	J. K. "Bud" Kennedy	11	11	.500
1953-54	J. K. "Bud" Kennedy	13	7	.650
1954-55	J. K. "Bud" Kennedy	22	4	.846
1955-56	J. K. "Bud" Kennedy	16	9	.640
1956-57	J. K. "Bud" Kennedy	9	17	.346
1957-58	J. K. "Bud" Kennedy	9	16	.360
1958-59	J. K. "Bud" Kennedy	8	15	.347
1959-60	J. K. "Bud" Kennedy	10	15	.400
1960-61	J. K. "Bud" Kennedy	14	10	.583
1961-62	J. K. "Bud" Kennedy	15	8	.651
1962-63	J. K. "Bud" Kennedy	15	10	.600
1963-64	J. K. "Bud" Kennedy	14	14	.500
1964-65	J. K. "Bud" Kennedy	16	10	.615
1965-66	J. K. "Bud" Kennedy	15	11	.577
Total		236	208	.532



HUGH DURHAM
229-96
(1966-78)

Hugh Durham's tenure at Florida State included four 20-win seasons and saw the program play for the national championship in 1972. Durham led the Seminoles to a 229-96 record and his .705 winning percentage was among the nation's best. He took FSU to three NCAA Tournaments.

Durham also made an impact with the Florida State program as a player in the late 1950's. From 1956-59 he scored 1,381 points, an average of 18.9 per game. His name is still prominent in many FSU records lists.

Year		W	L	Pct.
1966-67	Hugh Durham	11	15	.423
1967-68	Hugh Durham	19	8	.704
1968-69	Hugh Durham	18	8	.692
1969-70	Hugh Durham	23	3	.885
1970-71	Hugh Durham	17	9	.654
1971-72	Hugh Durham	27	6	.818
1972-73	Hugh Durham	18	8	.692
1973-74	Hugh Durham	18	8	.692
1974-75	Hugh Durham	18	8	.692
1975-76	Hugh Durham	21	6	.778
1976-77	Hugh Durham	16	11	.593
1977-78	Hugh Durham	23	6	.793
Total		229	96	.705



JOE WILLIAMS
129-105
(1978-86)

Joe Williams took over as head coach of the Seminoles in 1978 after very successful stops at Jacksonville (1964-70) and Furman (1970-78). He led the FSU program for eight seasons and won 129 games while losing 105. He took Florida State to the NCAA Tournament in 1979-80 (1-1) and to the National Invitation Tournament in 1983-84 (1-1). The Seminoles had two 20-win seasons under his leadership.

Year		W	L	Pct.
1978-79	Joe Williams	19	10	.655
1979-80	Joe Williams	22	9	.710
1980-81	Joe Williams	17	11	.607
1981-82	Joe Williams	11	17	.392
1982-83	Joe Williams	14	14	.500
1983-84	Joe Williams	20	11	.645
1984-85	Joe Williams	14	16	.467
1985-86	Joe Williams	12	17	.414
Total		129	105	.551



PAT KENNEDY
202-131
(1986-1997)

Pat Kennedy is credited with leading the Florida State program back to national prominence. Kennedy registered a Metro Conference regular season and tournament championship before the school joined the ACC in 1991-92.

Kennedy led the Seminoles to five NCAA Tournament berths and two NIT appearances in his 11 years. FSU advanced to the Elite Eight of the 1993 NCAA Tournament, marking the second-best season in FSU history.

Florida State went 202-131 under Kennedy, posting a .607 winning percentage in his 11 seasons. Kennedy set a record for road wins and total ACC wins by a first-year coach with six and 11 respectively, in 1991-92.

Year		W	L	Pct.
1986-87	Pat Kennedy	19	11	.633
1987-88	Pat Kennedy	19	11	.633
1988-89	Pat Kennedy	22	8	.733
1989-90	Pat Kennedy	16	15	.516
1990-91	Pat Kennedy	21	11	.656
1991-92	Pat Kennedy	22	10	.687
1992-93	Pat Kennedy	25	10	.714
1993-94	Pat Kennedy	13	14	.481
1994-95	Pat Kennedy	12	15	.444
1995-96	Pat Kennedy	13	14	.481
1996-97	Pat Kennedy	20	12	.625
Total		202	131	.607



STEVE ROBINSON
64-86
(1997-2002)

Steve Robinson was named the sixth head coach in Florida State basketball history on July 1, 1997 and he made an immediate impact on the Seminole program. Robinson's first season at FSU saw the Tribe return to national prominence. Florida State went 18-14, earned an at-large bid to the NCAA Tournament and advanced to the tourney's second round. The Seminoles also reappeared in the Associated Press Top 25 with a peak at No. 13, finished as Preseason National Invitation Tournament runners-up and defeated defending national champion Arizona.

Year		W	L	Pct.
1997-98	Steve Robinson	18	14	.563
1998-99	Steve Robinson	13	17	.433
1999-00	Steve Robinson	12	17	.414
2000-01	Steve Robinson	9	21	.300
2001-02	Steve Robinson	12	17	.414
Total		64	86	.427



COACHING HISTORY



LEONARD HAMILTON
197-143* (.579)
(2002-Present)

Leonard Hamilton's incredible list of accomplishments at Florida State University has solidified him as one of the top coaches of the last 40 years in college basketball. He has put together nine 20-win seasons in the last 13 years, taken nine of his 11 teams at Florida State to the postseason and cemented the Seminoles as the third winningest program in the ACC since the start of the 2005-06 season. He is poised to become the Seminoles' all-time winningest coach and enters the 2013-14 season ranked 12th in the illustrious history of the ACC in career victories. Hamilton has earned three National Coach of the Year awards, two Atlantic Coast Conference Coach of the Year award, two Big East Coach of the Year awards, led his teams to seven NCAA Tournament appearances and 16 postseason appearances, to the 2012 ACC Championship and to the 1978 National Championship (as an assistant coach at Kentucky). He is the only person to earn Coach of the Year honors in both the ACC and the Big East. Hamilton led the Seminoles to the first ACC basketball championship in school history in 2012 is among the leaders in the ACC and the nation in recruiting and coaching NBA talent, has made appearing in the NCAA an expected part of the Seminoles' schedule each season and made the program one of the tougher teams to prepare for on a nightly basis. In 2012, Hamilton led the Seminoles to their school record fourth consecutive NCAA Tournament appearance, to a school record tying 12-4 record in ACC play, to a third consecutive third place finish in the ACC standings, to two wins each over Duke and North Carolina (two of the top four winningest programs in college basketball history), to wins over an ACC-leading six nationally ranked teams and to victories over each of the four Tobacco Road teams in the ACC (Duke, North Carolina, NC State and Wake Forest) for the first time in school history.

Year	W	L	Pct.
2002-03	14	15	.483
2003-04	19	14	.576
2004-05	12	19	.387
2005-06	20	10	.667
2006-07	22	13	.629
2007-08	19	15	.559
2008-09	25	10	.714
2009-10	22	10	.688
2010-11	23	11	.678
2011-12	25	10	.714
2012-13	18	16	.529
Total	219	143	.605

*totals do not include 22 games forfeited in 2008-09



Leonard Hamilton
2002-Present

Overall Florida State Coaching Record

Years	W	L	Pct.
64	1056	758	.582

FSU All-Time Men's Basketball Assistant Coaches

Baxter, Jim	1996-97
Benjamin, Lee	1953-57
Bolton, Bill	1970-74
Branscum, Cleve	1967-69
Carlson, Tom	1986-97
Carter, Tim	2006-07
Cautero, Vince	1988-92
Clendinen, Bill	1966-70
Cotten, Russell	1985-86
Crawford, Coleman	1997-02
Dewar, John	1963-64
Dotson, Bob	1978-80
Durham, Hugh	1959-66
Enfield, Andy	2006-11
Gay, Larry	1974-78
Gates, Dennis	2011-Present
Giles, Stephen	2000-02
Gilmore, Frank	1978-82
Hands, Lorenzo	1994-95
Hunt, Michael	1986-88

Jackson, Tony	1982-84
Jaskulski, Mike	2002-06
Joler, Jim	1956-59
Jones, John	1978-80
Jones, Stan	2002-Present
Juhlin, Tim	1998-00
Kelly, Lake	1963-64
Kennedy, Wally	1986-87
Lawson, Al	1971-74
Long, Mike	1953-59
Marsh, Donnie	1995-97
McHone, Morris	1970-78
Miles, Bobby	1984-85
Morgan, Rex	1980-86
Petriccione, Rich	1986-89
Platt, Jim	1997-00
Pons, Jackie	1982-86
Powers, Fred	1960-63
Powless, John	1959-60
Sheals, Tony	2002-06
Sodec, John	1976-78
Welsh, Tim	1986-88
Whitmer, Bob	1952-53
Wilkes, Rob	2000-02
Williams, Corey	2007-13
Williams, Steve	1980-86
Williamson, Kenny	1989-94
Wingate, Matt	1997-98
Charlton "CY" Young	2013-Present
Zimroth, David	1986-96



Don Loucks
1947-48



J.K. "Bud" Kennedy
1948-66




Hugh Durham
1966-78



Joe Williams
1978-86



Pat Kennedy
1986-97



Steve Robinson
1997-2002



BASKETBALL LETTERMAN CLUB

(Year indicates finish of season; i.e., 1996-97 is listed as 1997.)

- A**
 Abraham, Ansley.....1974
 Adams, Arthur.....1949
 Alabi, Solomon.....2008,09, 10
 Aldridge, Archie.....1974
 Allen, Herbert.....1976
 Allen, Jerel.....2006, 07
 Allen, Randy.....1984, 85, 86, 87
 Amick, John.....1972
 Anderson, Damous.....1999, 00



**Damous Anderson
1999, 00**

- Anderson, David.....2000, 01, 02
 Anderson, Kris.....1977, 78, 79, 81
 Archer, Bill.....1959
 Arnold, Granville.....1983, 84
 Arnold, Rodney.....1980, 81
 Arrington, Delvon.....1999, 00, 01, 02
 Artmeier, Richard.....1953, 54, 55, 56
 Ashworth, Rufus.....1960, 61, 62

- B**
 Baker, Terrell.....1998, 99
 Barber, Pee Wee.....1986, 87
 Barnes, Joey.....1988, 89, 90
 Barrow, Tim.....1968
 Bates, Don.....1959
 Benjamin, Lee.....1949, 50
 Benson, Rick.....1952, 53, 54, 55
 Biggs, Donald.....1966
 Bloodworth, John.....1966
 Bojanovsky, Boris.....2013
 Bolton, Jordan.....2008



**Daniel Boltz
1958, 59**

- Boltz, Daniel.....1958, 59
 Bookert, Devon.....2013
 Boyd, Aubry.....1988, 89, 90, 91
 Bozeman, James.....1978, 79, 81
 Bracy, J. D.....2002
 Brandon, Montay.....2013
 Breeden, Casaan.....2006, 07
 Brennan, John.....1975
 Brodie, Mark.....1975
 Brower, Geoff.....1996,97
 Brown, Murray.....1977, 78, 79, 80
 Brownyard, Dave.....1973, 74
 Bryant, Nick.....1994
 Bulser, Larry.....1964
 Burke, Dennis.....1973, 74
 Burst, Thomas.....1953, 54, 55

- Burt, John.....1969, 70, 71
 Bush, Ken.....1969
 Byrd, Carlton.....1974, 75, 76, 77

- C**
 Cable, Randy.....1968, 69, 70
 Calkin, Jim.....1972
 Callier, Benson.....2003, 04
 Campbell, Rick.....1967
 Carroll, Derrick.....1993, 95



**Sam Cassell
1992, 93**


- Carter, Tony.....1985, 86, 87
 Cassell, Sam.....1992, 93
 Casteel, Robert.....1957, 58, 59, 60
 Chassee, Richard.....1974, 75
 Chatman, Ed.....1979
 Chaudron, Ralph.....1948
 Chlebek, Matt.....1998, 99, 00
 Choice, Raleigh.....1986, 87
 Clyde, Benny.....1973
 Cole, Otis.....1972, 73, 74
 Collins, James.....1994, 95, 96, 97
 Collinsworth, Greg.....1979, 80, 81
 Coogle, Faurest.....1961, 62, 63
 Copeland, Chad.....1990



**Dave Cowens
1968, 69, 70**

- Cotton, Bill.....1960, 61
 Cowens, Dave.....1968, 69, 70
 Cox, Jerry.....1978, 79, 80
 Crawford, Adrian.....1999, 00, 01
 Cummings, Monte.....2001, 02
 Cundy, Tom.....1952, 53, 54, 55
 Curry, Avery.....1995, 96


- D**
 Dale, Wally.....1962, 63
 Danford, Richard.....1966, 67, 68
 Davis, Harry.....1975, 76, 77, 78
 Davis, Jack.....1960, 61, 62
 Davis, LaRae.....1986, 87
 Dawson, Tony.....1988, 89
 Deas, Devonaire.....1997, 98
 Deakle, Burt.....1958
 Dellehan, Tom.....1954
 DeMercy, Jordan.....2008,09
 DePathy, Bob.....1968
 Dickson, Larry.....1948, 49, 50, 51
 Dillard, Mickey.....1977, 78, 80, 81
 Dillard, Steve.....1981



**Steve Dillard
1981**

- Dixon, Antwuan.....1999, 00, 01, 02
 Dixon, Nigel.....2000, 01, 02
 Dobard, Rodney.....1990, 91, 92, 93
 Donald, Ray.....1992
 Douglas, Toney.....2007,08,09
 Doyle, Kenneth.....1966, 67, 68
 Durham, Hugh.....1957, 58, 59
 Dulkys, Deividias.....2009, 10, 11, 12

E



**Tim Edney
1960, 61, 62**

- Echefu, Uche.....2006, 07, 08,09
 Edminston, George.....1950
 Edney, Tim.....1960, 61, 62
 Edwards, Douglas.....1991, 92, 93
 Ek, Bob.....1962, 63, 64
 Ellzy, Vernell.....1970, 71
 Engstrom, Ben.....2005

- F**
 Fairchild, Charles.....1965, 66
 Farrar, Joe.....1984, 85
 Fedor, Dave.....1960, 61, 62
 Fedor, Jon.....1988



**Jerome Fitchett
1985, 86, 87, 88**

- Fells, Oren.....2003
 Fischer, Louis.....1950, 51, 52
 Fitchett, Jerome.....1985, 86, 87, 88
 Freudenstein, Roger.....1960

- Fryer, Artie.....1972


G

- Galloway, Todd.....2003, 04, 05, 06
 Garcia, Thomas.....1956, 57, 58
 Garrett, Rowland.....1970, 71, 72
 Gay, Larry.....1971, 72, 73
 Gibson, Xavier.....2009, 10, 11, 12
 Gies, Jan.....1968, 69, 70
 Gilbert, Mark.....1975
 Gilchrist, Robert.....2013
 Gilmore, Oren.....1981, 82
 Gipson, Alton Lee.....1984, 85
 Giswold, Bill.....1963
 Glenn, Bill.....1966, 67
 Glover, Roy.....1970
 Gonzalez, Pete.....1963, 64, 65



**Alton Lee Gipson
1984, 85**

- Gordon, Duane.....1952, 53, 54
 Gordon, Emanuel.....2004
 Grabuloff, David.....1994
 Grady, Greg.....1973, 74, 75, 76
 Graham, Chuck.....1990, 91, 92, 94
 Greer, LaMarr.....1995, 96, 97, 98
 Gregory, Stu.....1956, 57, 58
 Griffin, Antonio.....2005
 Gruhl, Stephen.....1992
 Guckenberger, Buzz.....1955, 59



**Ron Hale
1997, 98, 99, 00**

H

- Hale, Ron.....1997, 98, 99, 00
 Hands, Lorenzo.....1989, 90, 91, 93
 Harris, Eugene.....1974, 75, 76, 77
 Harris, Ron.....1970, 71, 72
 Harrisson, John.....1974, 75
 Hartman, Bob.....1951
 Harvey, Trevor.....2002, 03
 Haynes, Marvin.....1980
 Haywood, Marcell.....2001, 02, 03
 Hewitt, Ted.....1950
 Hilaman, Sheldon.....1948
 Hoff, Brian.....2006, 07, 08,09
 Hogan, Jeff.....1967, 68, 69
 Huge, Cal.....1963
 Hunter, Tat.....1986, 87, 88, 89



BASKETBALL LETTERMAN CLUB

(Year indicates finish of season; i.e., 1996-97 is listed as 1997.)



Tony Jackson
1977, 78, 79, 80


J
Jackson, Randell1996, 97, 98
Jackson, Tony.....1977, 78, 79, 80
Jacoby, Leroy1956, 57, 58
James, Bernard.....2011, 12
Johnson, Alexander.....2004, 05, 06
Johnson, Brad.....1988
Johnson, Michael.....1982, 83, 84
Johnson, Nate.....2003, 04
Johnson, Otis.....1973
Joiner, Michael.....2001, 02, 03, 04
Jordan, Pierre.....2009, 10, 11

K
Karasek, Tony1986, 87
Kendall, Dick.....1949, 50



Ron King
1971, 72, 73

Kerner, Jonathon.....1993, 94
Kinney, Lannie.....1969
King, Ron.....1971, 72, 73
Kitchen, Derwin.....2009, 10
Klay, Dale.....1968, 69, 70
Kratzert, Bill.....1948
Kreft, Jon.....2011, 12
Krieg, Adam.....2002
Kuhl, Donnie.....1977, 78, 79, 81
Kundid, Michael.....1976



Kirk Luchman
1994, 95, 96, 97

Lanigan, Robert.....1947
Leakey, Ken.....1964, 65, 66
Leitch, Colin.....1966
Liteky, Jim1958, 59
Long, Charlie.....1961, 62, 63
Loucks, Donald.....1948
Loucks, Luke.....2009, 10, 11, 12
Louis, Corey.....1995, 96, 97, 98
Lovell, Bobby.....1963, 64, 65
Lowery, Ryan.....2001, 02
Luchman, Kirk.....1994, 95, 96, 97
Lyttle, Jim.....1966

M
Mabry, Thomas1985, 86
Macklin, Kenneth.....1969, 70
Macomber, Dave.....1969, 70, 71
Mahoney, Darryl.....1956
Malmen, Ronald.....1965, 66
Mann, Hank.....1975, 78, 79
Marsee, Bud.....1950, 51
Martello, Vince.....1983, 84
Martin, Terry1985
Matchett, Scott.....1981
Mateer, Craig1986, 87
Mathews, Mike.....2001, 02, 03, 04
Mathis, Emanuel.....1999, 00



Tharon Mayes
1988, 89, 90

Maxwell, Hosea.....1948
Mayes, Tharon.....1988, 89, 90
McCloud, George1986, 87, 88, 89
McComber, Darryl.....1969, 70
McCrary, Benjamin.....1948
McCray, Lawrence.....1972, 73, 74
McLaughlin, Tom.....1949, 50, 51, 52
Menacof, Nick.....1959
Miles, Blake.....1989, 90
Miles, Bobby.....1982, 83, 84
Miller, Ian2011, 12, 13
Miller, Ron.....1990, 91, 92
Mims, Ralph.....2005, 06, 07, 08
Mitchell, Derrick.....1988, 89
Moran, Nate.....2001, 02, 03
Moreau, Joey.....2010, 11, 12, 13
Morison, Bruce.....1965, 66
Morrison, Ian.....1967
Mott, Justin.....1999, 00
Mulligan, Kyle.....1995, 96, 97, 98
Murphy, Brian.....1965, 66, 67
Murray, Pete.....2001
Myers, Derrick.....1991
Myrick, Maurice.....1982, 83, 84, 85

N
Nemergut, Ron1971
Nettles, Ronald.....1948, 49, 50, 51

O
O'Donnell, Ben.....2008
Ojo, Michael.....2013
Oler, Jim.....1953, 54, 55, 56
Osteen, Billy.....1948

P
Parker, William.....1948
Parks, Bobby1978, 79, 80, 81
Patton, Wayne.....1955, 56
Pavy, James.....1948
Peacock, William.....1961, 64, 65, 66




Bobby Parks
1978, 79, 80, 81

Pence, Robert1949, 50, 52, 53
Penny, Romone.....2004
Perkins, Zach.....1973, 74, 75, 76
Peterson, Jeff.....2012
Petty, Otto.....1971, 72, 73
Philips, William1966
Phillip, Raphael.....1982, 83
Pickett, Tim.....2003, 04
Pierre, Gibson.....1999
Polite, Michael.....1988, 90, 91
Portuondo, Rafael.....2011, 12, 13

Q
Quinn, Irv.....1951, 52

R
Reeves, Dale1963
Reid, Andre.....1991, 92, 94, 95
Reid, Ryan.....2007, 08, 09
Reynolds, Carl.....1968, 69
Rich, Jason.....2005, 06, 07, 08
Richardson, Anthony.....2002, 03, 04, 05
Richardson, Jimtom.....1953
Richter, John.....1959, 60



Elvis Rolle
1980, 81

Ricketts, Dale.....1961, 62, 63
Robinson, Maurice.....1993, 94
Rogers, Peter.....1963, 64
Rolle, Elvis.....1980, 81
Romero, Diego.....2005, 06
Ross, David.....1967, 68
Royals, Reggie.....1971, 72, 73
Rutledge, Andrew.....2010, 11


S
Salters, Jessie.....1991
Samuel, Greg.....1971, 72
Savage, Jim.....1958, 59, 60
Schull, Gary.....1964, 65, 66
Scott, Bud1951
Shabazz, Karim.....1998
Shaffer, David.....1986
Shaffer, Dean.....1984, 85
Shannon, Terrance.....2010, 11, 12, 13
Shepherd, Scott.....1993, 94, 95, 96
Shirley, Jerry.....1963, 64, 65
Simmons, James.....1974, 75
Simmons, Oliver.....1998, 99, 00

Singleton, Chris2009, 10, 11
Smalls, Wayne.....1974, 75, 76, 77
Smith, James.....1976, 77, 78
Smith, Jerry1960, 61
Snaer, Michael.....2010, 11, 12, 13
Soto, Josue.....2007
Space, Antwan.....2012
Sparks, Gentry.....1996
Speights, David.....1982, 83, 84, 85
Stewart, Darrel.....1966, 67, 68



Bob Sura
1992, 93, 94, 95

Stitt, Cyril.....1973, 74, 75
Strom, Larry.....1957, 58
Summers, Steve.....1967
Sura, Bob.....1992, 93, 94, 95
Swain, Ray.....1960, 61, 62
Swann, Isaiah.....2005, 06, 07, 08



David Thompson
1976, 77, 78

T
Thomas, Aaron2013
Thomas, Irving.....1989, 90
Thompson, David.....1976, 77, 78
Thompson, Kerry1997, 98
Thompson, Ronald.....1998, 99
Thornton, Al.....2004, 05, 06, 07
Tinsley, Charlie.....1959
Tookes, Pernell.....1979, 80, 81
Towey, Jim.....1974, 75, 76, 77
Trammell, Jeffrey.....1976
Trobaugh, Dick.....1950, 51
Tucker, Rodney.....2000
Turpin, Kiel.....2013
Twmey, Fred.....1955, 56, 57



Dave Vettica
1977



2013-14 MEN'S BASKETBALL

AWARD WINNERS

BASKETBALL LETTERMAN CLUB

(continued from page 153)

W
 Wafer, Von.....2004, 05
 Waits, Robert.....1957
 Waleskowski, Adam.....2002, 03, 04, 05



Mitchell Wiggins
1982, 83

Wallace, Jim.....1964
 Ward, Bob.....1956, 57
 Ward, Charlie.....1991, 92, 93, 94
 Warren, Larry.....1974, 75, 76
 Watson, Ronald.....1982, 83, 84
 Weigle, Bill.....1949, 50
 Wells, Byron.....1989, 90, 92, 93
 Wernke, Ham.....1952, 53, 54, 55
 Westhafer, Jerry.....1952, 53, 54
 Westhafer, Joe.....1958
 Whisnant, Terry.....2012, 13
 White, David.....1988, 89, 90, 91
 White, Okaro.....2011, 12, 13
 Whitehead, Bud.....1960
 Whitmer, Bob.....1951, 52
 Wiggins, Mitchell.....1982, 83
 Wightman, Will.....2003
 Wilkes, Scott.....1982, 83
 William, Tony.....1982, 83, 84
 Williams, Bob.....1956, 57
 Williams, Ernie.....1948
 Williams, Joseph.....1957, 58, 59
 Williams, Willie.....1969, 70
 Wilson, Andrew.....2001, 04, 05, 06
 Winter, Ross.....1963, 64

Wold, Gary.....1953, 54, 55, 56
 Woodward, Wayne.....1975
 Wooden, Tim.....1995, 96
 Woodward, Fred.....1959, 60



Ed Young
1980, 81

Wright, William.....1972
 Wursbach, Ed.....1955, 56
 Wyman, Jr., Orlando.....1948, 49, 50, 51

Y
 Yawn, AJ.....2010, 11
 Young, Ed.....1980, 81
 Young, Skip.....1969, 70, 71

Z
 Zitani, Matt.....2006, 07, 08

FLORIDA STATE AWARD WINNERS

All-ACC Selections

1991-92 Sam Cassell (2nd Team)
 Douglas Edwards (2nd)
 1992-93 Sam Cassell (2nd Team)
 Douglas Edwards (2nd)
 Bob Sura (2nd Team)
 1993-94 Bob Sura (1st Team)
 1994-95 James Collins (3rd Team)
 Bob Sura (2nd Team)
 1995-96 James Collins (3rd Team)
 1996-97 James Collins (2nd Team)
 1998-99 Ron Hale (3rd Team)
 1999-00 Damous Anderson (3rd)
 Ron Hale (3rd Team)
 2001-02 Delvon Arrington (HM)
 Monte Cummings (HM)
 2002-03 Tim Pickett (2nd Team)
 2003-04 Tim Pickett (1st Team)
 2005-06 Al Thornton (2nd Team)
 Alexander Johnson (HM)
 2006-07 Al Thornton (1st Team)
 2007-08 Toney Douglas (3rd Team)
 2008-09 Toney Douglas (1st Team)
 2009-10 Solomon Alabi (3rd Team)
 Chris Singleton (3rd Team)
 2010-11 Chris Singleton (3rd Team)
 2011-12 Michael Snaer (2nd Team)
 Bernard James (HM)
 2012-13 Michael Snaer (3rd Team)

ACC Defensive Player of the Year

2008-09 Toney Douglas
 2009-10 Chris Singleton
 2010-11 Chris Singleton (Coaches)

All-ACC Defensive Team

2003-04 Tim Pickett
 2007-08 Toney Douglas
 2008-09 Toney Douglas
 Solomon Alabi
 2009-10 Solomon Alabi
 Chris Singleton
 2010-11 Chris Singleton
 2011-12 Michael Snaer
 Bernard James
 2012-13 Michael Snaer

ACC All-Rookie Team

1994-95 Corey Louis
 2000-01 Michael Joiner
 2001-02 Anthony Richardson (HM)
 2003-04 Alexander Johnson
 2008-09 Solomon Alabi
 2009-10 Michael Snaer

ACC Tournament MVP

2011-12 Michael Snaer

All-ACC Tournament

1991-92 Charlie Ward (2nd Team)
 2008-09 Toney Douglas (1st Team)
 Solomon Alabi (2nd Team)
 2011-12 Michael Snaer (1st Team)
 Luke Loucks (1st Team)
 Bernard James (2nd Team)

ACC Player of the Week

1991-92 Sam Cassell
 1992-93 Sam Cassell
 Bob Sura
 1993-94 Bob Sura
 1994-95 Bob Sura
 1996-97 James Collins (2)
 1997-98 LaMarr Greer
 1999-00 Damous Anderson
 2001-02 Monte Cummings
 2002-03 Tim Pickett
 2003-04 Tim Pickett (2)
 2005-06 Al Thornton (2)
 2006-07 Al Thornton
 2007-08 Toney Douglas
 2008-09 Toney Douglas (2)
 2010-11 Chris Singleton (2)
 2011-12 Bernard James
 Deividas Dulkys
 Michael Snaer
 2012-13 Michael Snaer

ACC Rookie of the Week

1991-92 Bob Sura (Three Times)
 1992-93 Derrick Carroll
 Maurice Robinson
 1993-94 James Collins

1994-95 Corey Louis
 2000-01 Michael Joiner (3)
 2001-02 Anthony Richardson
 2002-03 Todd Galloway
 2003-04 Von Wafer (2)
 2008-09 Solomon Alabi (2)
 Chris Singleton
 2009-10 Michael Snaer
 2012-13 Aaron Thomas

ACC Coach of the Year

2008-09 Leonard Hamilton
 2011-12 Leonard Hamilton

Anthony J. McKelvin Award - ACC Athlete of the Year

1993 Charlie Ward
 1994 Charlie Ward

Metro Conference Player of the Year

1988-89 George McCloud

Metro Conference Newcomer of the Year

1983-84 Alton Lee Gipson

Metro Conference Coach of the Year

1977-78 Hugh Durham

All-Metro Conference Selections

1976-77 David Thompson (2nd)
 1977-78 Harry Davis (1st Team)
 Mickey Dillard (2nd Team)
 1978-79 Murray Brown (1st Team)
 Tony Jackson (2nd Team)
 1979-80 Murray Brown (1st Team)
 Mickey Dillard (1st Team)
 1980-81 Mickey Dillard (2nd Team)
 Elvis Rolle (2nd Team)
 1981-82 Mitchell Wiggins (1st Team)
 1982-83 Mitchell Wiggins (1st Team)
 1983-84 Alton Lee Gipson (1st)
 1984-85 Randy Allen (2nd Team)

Alton Lee Gipson (2nd)
 1985-86 Randy Allen (2nd Team)
 1986-87 Pee Wee Barber (1st Team)
 1987-88 George McCloud (1st Team)
 1988-89 George McCloud (1st Team)

All-Metro Conference Freshman Team

1981-82 David Speights
 1983-84 Randy Allen
 1987-88 Michael Polite
 All-Metro Conference

Metro Conference All-Tournament Team

1977-78 Eugene Harris
 1978-79 Murray Brown
 1979-80 Elvis Rolle
 1983-84 Alton Lee Gipson
 1984-85 Alton Lee Gipson
 Dean Shaffer
 1985-86 Pee Wee Barber
 1987-88 George McCloud
 1988-89 George McCloud

Metro Conference Tournament Outstanding Player

1984-85 Dean Shaffer



FLORIDA STATE'S ALL-AMERICANS



DAVE COWENS

- All-America 1970
- 6-9, Center
- Hometown: Newport, Ky.
- Played: 1968-70

All-America Second-Team by Converse in 1970 ... considered to be the greatest player in school history ... averaged a career double-double of 18.9 points and 17.2 rebounds during his 78-game career as a member of the Florida State varsity team from 1968-70 ... led Florida State to its first-ever NCAA Tournament appearance during the 1968 season ... the Seminoles had a 19-8 record in 1968 ... owns most Seminole rebounding records including rebounds in a season (456 in 1968) and rebounds in a career (1,340) ... 31 rebounds against Louisiana State on Dec. 16, 1967 is the second-highest single-game total in school history ... 20 or more rebounds a school-record six times during his career ... is one of only two players in school history to have recorded more than 1,000 career rebounds ... eighth in school history with 582 career field goals made ... 10th in school history with 315 career free throws made ... was the fourth overall selection in the first round of the 1970 NBA Draft by Red Auerbach and the Boston Celtics ... averaged 17 points and 15 rebounds as a rookie and earned NBA Rookie of the Year honors ... in 1973, he was named the All-Star and league Most Valuable Player ... played in seven NBA all-star games during his career ... helped lead the Celtics to the NBA world championship in both 1974 and 1976 ... inducted into the NBA Hall of Fame in 1991 and soon after was named as one of the NBA's greatest 50 players ... as the head coach of the Charlotte Hornets in 1997 and 1998, he led them into the playoffs and won 60 percent of his games during those two seasons.



RON KING

- All-America 1972
- 6-4, Forward
- Hometown: Louisville, Ky.
- Played: 1971-73

All-America Third-Team by The Sporting News in 1972 ... ranks 19th in school history in scoring with 1,252 points ... named Most Valuable Player of the Mideast Regional as he led Florida State to the 1972 National Championship game ... holds two of the school's top 12 single-season scoring marks ... 589 points in 1971 is the ninth highest single season total while 573 points in 1972 is the 13th highest ... scored 46 points against Georgia Southern on Feb. 11, 1971 ... made a single-game school-record 21 field goals in setting the school record for points in a single game ... is tied for fourth in school history with a 19.6 career points per game average ... is No. 5 on the Florida State career scoring average list with a 22.7 mark during the 1971 season ... led the Seminoles with a 22.7 points per game scoring average during the 1970-71 season ... led the team in scoring with a 17.9 points per game scoring average during the 1971-72 season ... also led the team from the free-throw line during his junior season with a 74.1 percent mark ... helped lead the Seminoles to the in-season tournament championships of the Civitan Classic, the Far West Classic and the Senior Bowl tournament during the 1971-72 season ... Florida State won a school-record 27 games in 1972 as they advanced to the NCAA Championship game and King earned All-America honors ... Florida State fell, 81-76, to John Wooden and UCLA at Pauley Pavilion in the 1972 NCAA Championship game ... was a fourth-round selection of the Golden State Warriors in 1973 and played for the Kentucky Colonels during the 1973-74 season.



AL THORNTON

- All-America 2007
- 6-8, Forward
- Hometown: Perry, Ga.
- Played: 2003-07

All-America Third-Team by the Associated Press ... an All-ACC First-Team selection and voted as the ACC Player of the Year runner-up ... enjoyed one of the top senior years in school and ACC history in 2006-07 ... first player in school history to earn mention on first, second or third team All-America teams by the Associated Press and first Seminole since the 1988-89 season to earn All-America honors of third-team or better ... unanimous selection to the All-ACC First-Team, only the third Seminole (Bob Sura in 1993-94, Tim Pickett in 2003-04) to be named to the All-ACC First-Team ... named to the All-ACC Tournament Second-Team and 2006 Colonial Classic All-Tournament team ... Most Valuable Player of the 2006 Colonial Classic ... finalist for the Wooden, Naismith and Rupp Awards as the nation's best collegiate player ... earned All-America honors from Sports Illustrated (Second-Team), Rivals.com (Second-Team) and CollegeHoops.net (Third-Team) ... set multiple career school records: ranked seventh with 1,521 points, third with a .438 career 3-point field goal percentage, sixth with 366 career free throws made, 12th with 546 career field goals made, 13th with 74 blocked shots, 17th with 641 rebounds, tied for 17th with 16 double/doubles, 20th with a .528 career field goal shooting percentage, 23rd with 103 career steals, 25th with 63 career 3-point field goals made and second with 124 games played ... only ACC player during the 2006-07 season to rank in the top 10 in scoring (first, 19.7 ppg), field goal percentage (fifth, .530), free throw percentage (seventh, .790), rebounding (eighth, 7.2 rpg), blocked shots (eighth, 1.1 bpg) and steals (10th, 1.5 spg).



• 6-2, Guard

- Hometown: Jonesboro, Ga.
- Played: 2007-09
- All-America Third Team by the Associated Press

and All-America Third Team by the Sporting News as he enjoyed one of the top seasons by any individual player at Florida State in the history of the program during the 2008-09 season ... All-America Third Team by CollegeHoops.net ... an All-ACC First Team selection, the ACC Defensive Player of the Year, the ACC Player of the Year runner-up, named to the All-ACC Tournament First Team and a two-time ACC Player of the Week as a senior as he led Florida State to the NCAA Tournament for the first time since 1998 and into the ACC Championship game for the first time in school history ... also an All-America First-Team selection by Rivals.com, named to the All-America Defensive Team by Fox Sports and an All-District First Team selection by the National Association of Basketball Coaches ... finalist for the Bob Cousy Award as the nation's top point guard ... the undisputed leader of Florida State's 2008-09 team ... Florida State finished his senior season with a 25-10 record (tied for the second most over wins in school history) and a 10-6 record in ACC play (the third most wins in ACC play in school history) ... under Douglas's leadership Florida State ranked No. 16 in the final Associated Press poll and No. 22 in the final ESPN/USA Today poll for the 2008-09 season ... marked the Seminoles' first appearance in the final AP and ESPN/USA Today polls since the end of the 1992-93 season ... with Douglas at the helm of Florida State's ship, the Seminoles were ranked as high as No. 16 in both polls during the regular season and were included in each of the final three polls of the regular season and in four polls during the season ... led the ACC in scoring with a career-high 21.5 points per game average and the top scorer in the league with a single-season school record 751 points in 2009 ... also led the ACC in conference games only scoring with a 23.1 points per game scoring average and 369 total points.

1953	Ham Wernke	Helms Foundation (NAIA)	1971	Ron King	Associated Press (HM)	1997	James Collins	Basketball Times (HM)
1954	Ham Wernke	Helms Foundation (NAIA)	1972	Ron King	Helms Foundation (First Team), The Sporting News (Third Team)	2001	Michael Joiner	College Hoops Insider (Freshman-HM)
1955	Ham Wernke	Helms Foundation (NAIA)				2004	Alexander Johnson	Rivals.com (Freshman-HM)
	Jim Oler	Converse (HM)	1982	Mitchell Wiggins	Associated Press (HM)		Tim Pickett	Associated Press (HM)
1959	Hugh Durham	Helms Foundation (HM), UPI (HM)	1983	Mitchell Wiggins	Associated Press (HM)	2007	Al Thornton	Associated Press (Third Team)
1960	Dave Fedor	Helms Foundation (HM)	1984	Alton Lee Gipson	Associated Press (HM)		Toney Douglas	Associated Press (Third Team)
1961	Dave Fedor	Helms Foundation (HM), Associated Press (HM), UPI (HM)	1989	George McCloud	Associated Press (Third Team), NABC (Third Team)	2009	Solomon Alabi	Hoopscoop.net (Freshman-HM)
1962	Dave Fedor	UPI (HM)	1994	Bob Sura	Associated Press (HM), The Sporting News (HM)		Chris Singleton	
1970	Dave Cowens	Converse (Second Team), The Sporting News (Second Team)	1995	Bob Sura	Associated Press (HM)			



2013-14 MEN'S BASKETBALL

ALL-TIME UNIFORM NUMBERS

00

1985..... Jeff Davis
1995-96..... Tim Wooden
2009-11..... Pierre Jordan

1

2001-04..... Michael Joiner
2009-12..... Xavier Gibson
2013-Pr..... Devon Bookert

2

1993..... Scoot Shepherd
2003..... Marcell Haywood
2004..... Emanuel Gordon
2004-05..... Antonio Griffin
2008-10..... Jordan DeMercy
2011..... AJ Yawn
2013..... Terrance Shannon

3

1948..... Orlando Wyman
1949..... Ted Hewitt
1966-67..... Don Biggs
1968..... Ian Morrison
1969-70..... Randy Cable
1971-72..... Greg Samuel
1973-74..... David Brownyard
1976..... Herbie Allen
1981..... Steve Dillard
1984-85..... Joe Farrar
1985..... Craig Mateer
1992-95..... Bob Sura
1998-99..... Karim Shabazz
2001-02..... J.D. Bracy
2003..... Emanuel Gordon
2004-08..... Isaiah Swann
2009-12..... Luke Loucks

4

1949..... Ronald Nettles
1964-66..... Gary Schull
1967..... Jim Geller
1985-86..... Thomas Mabry
1991-94..... Chuck Graham
1999-02..... Antwan Dixon
2003-06..... Todd Galloway
2009-12..... Deividas Dulkys

5

1949..... Orlando Wyman
1964-66..... Bill Phillips
1967..... Steve Summers
1990-91..... Malcolm Nicholas
1993..... Ray Donald
1994-96..... Scott Shepherd
1999-01..... Adrian Crawford
2002..... Adrian McPherson
2007..... Josue Soto
2008..... Ben O'Donnell
2011-12..... Bernard James
2013..... Montay Brandon

6

1948..... Jim Pavy
1949..... Bob Pence

7

1949..... Lee Benjamin

9

1949..... Bill Falzone

10

1949..... Tom McLaughlin
1952-55..... Ham Werneke
1966..... Jim Lyttle
1967-69..... Jeff Hogan
1970-72..... Ron Harris
1973-74..... Dennis Burke
1975..... Mark Gilbert

1976-78..... David Thompson
1979-81..... Rodney Arnold
1990-91..... Chad Copeland
1992-93..... Sam Cassell
1999-02..... Delvon Arrington
2003-04..... Nate Johnson
2004-08..... Ralph Mims
2011-Pr..... Okaro White

11

1948..... Sheldon Hillaman
1949..... Calvin Collins
1951..... Irv Quinn
1953..... H.B. Marcum
1954, 56..... Dick Artmeier
1960-62..... Jack Davis
1963-65..... Pete Gonzalez
1971-73..... Otto Petty
1974-77..... Carlton Byrd
1978-81..... Bobby Parks
1982-84..... Ronnie Watson
1988..... Derrick Mitchell
1989..... Lorenzo Hands
1989..... Derrick Mitchell
1990-93..... Lorenzo Hands
1994..... Andre Cooper
1995-96..... Avery Curry
2000-01..... Rodney Tucker
2005-07..... Jerel Allen
2012-Pr..... Kiel Turpin

12

1950..... Bill Weigle
1953..... Rick Benson
1954..... Tom Burst
1964-66..... Jim Wallace
1967-68..... Dave Ross
1969-70..... Ken Macklin
1971..... Charlie Green
1972..... Jim Calkin
1973-75..... Cyril Stitt
1977..... Mike Kundid
1978..... Jerry Cox
1980-81..... Ed Young
1981..... Ed Young
1987-90..... Joey Barnes
1991-94..... Charlie Ward
1997-98..... Kerry Thompson
1999-00..... Matt Chlebek
2001-02..... Ryan Lowery
2004-07..... Al Thornton
2012..... Jeff Peterson

13

1949..... Jim Pavy
1951..... Bob Whitmer
1953..... Gary Wold
1955..... Bobby Waites
1957-58..... Larry Storm
1961-63..... Charlie Long
1968-70..... Dave Cowens
1973-76..... Greg Grady

14

1949..... George Foliard
1953..... George Kallish
1955..... Darryll Mahoney
1964-66..... Bill Peacock
1967..... Lenny Hall
1968..... Tom Porter
1969-71..... Skip Young
1974..... Ken Austin
1976-79..... Hank Mann
1982-83..... Booney Crawford
1985-87..... LaRae Davis
1988-89..... Brad Johnson
1996-98..... Randell Jackson
2013-Pr..... Robert Gilchrist

15

1949..... Art Adams
1950..... George Edmiston
1955..... Rick Benson
1962-64..... Dale Reeves
1968-69..... Dale Kay
1971..... Mike Rhaney
1972..... John Amick
1973..... Artie Fryer
1974..... Ansley Abraham
1975..... Mark Brodie
1976..... Alvin Holder
1982..... Cedrick Andrews
1988-90..... Blake Miles
1994..... Nick Bryant
1995-98..... Kyle Mulligan
1999-00..... Damous Anderson
2001..... Pete Murray
2002-03..... Trevor Harvey
2006-07..... Casaan Breeden
2010-12..... Terrance Shannon
2013-Pr..... Boris Bojanovsky

16

1949..... Bob McKay

17

1949..... Dick Kendall

20

1968..... Bob DePathy
1970-71..... Roy Glover
1975..... Bob Chassee
1977..... Dave Vetica
1979-82..... James Bozeman
1986-87..... Pee Wee Barber
1988-91..... Aubry Boyd
1995-98..... LaMarr Greer
1999-00..... Chris Hull
2001-06..... Andrew Wilson
2011-13..... Rafael Portuondo

21

1955..... Bob Williams
1958..... Jim Liteky
1960-61..... Bill Cotton
1962-64..... Bobby Ek
1965-67..... Dick Danford
1968-70..... Carl Reynolds
1972-73..... Larry Gay
1975..... Ansley Abraham
1976..... Mark Kabboord
1981-84..... Scott Wilkes
1986-89..... George McCloud
1991..... Jesse Salters
1993-95..... Derrick Carroll
1997-00..... Ron Hale
2001-02..... Nate Moran
2003-04..... Benson Callier
2004-06..... Jason Rich
2008..... Julian Vaughn
2008-09..... Brian Hoff
2010-13..... Michael Snaer

22

1953..... Jim Oler
1955..... Dick Artmeier
1968..... Darrel Stewart
1969-71..... John Burt
1972-74..... Otis Cole
1975..... Bruce Boyd
1977-81..... Mickey Dillard
1982-83..... Mitchell Wiggins
1986..... David Shaffer
1987-89..... Sharon Mayes
1991..... Derrick Myers
1997-98..... Devonaire Deas
2002-04..... Tim Pickett
2005..... Von Wafer
2009-11..... Derwin Kitchen

23

1956..... Jim Oler
1960-62..... Rufus Ashworth
1963-64..... Pete Rogers
1965-66..... Ron Malmen
1968..... Tim Barrow
1970-72..... Rowland Garrett
1973-76..... Zach Perkins
1977-80..... Tony Jackson
1982-84..... Tony William
1985-88..... Jerome Fitchett
1989-92..... Ron Miller
1994-97..... James Collins
2001-02..... Marcel Haywood
2004-05..... Von Wafer
2007-09..... Toney Douglas

24

1976-78..... Jim Smith
1979-81..... Greg Collinsworth
1982-85..... Maurice Myrick
1986..... Craig Mateer
1988-89..... Tony Dawson
1996-97..... Gentry Sparks
1998-99..... Terrell Baker
2003..... Will Wightman
2004..... Romone Penny
2005..... Ben Engstrom
2008..... Jordan Bolton
2010-11..... Andrew Rutledge
2012..... Antwan Space

25

1951..... Bob Hartman
1953..... Tom Dellahan
1955..... Wayne Patton
1957-59..... Hugh Durham
1960-62..... Tim Edney
1963-64..... Ross Winter
1965-67..... Brian Murphy
1970..... Jim Gosnik
1971-73..... Reggie Royals
1975..... Jim Smith
1983-85..... Granville Arnold
2004-06..... Diego Romero
2007-08..... Jason Rich
2013-Pr..... Aaron Thomas

30

1965-66..... John Bloodworth
1967..... Ian Morrison
1968..... Lary Moore
1970-71..... Dave Macomber
1972..... Artie Fryer
1974-75..... John Harrison
1979-80..... Ed Chatman
1983-84..... Vince Martello
1985..... Terry Martin
1988-90..... Irv Thomas
1994-96..... Jay Nasworthy
1998-99..... Gibson Pierre
2001-02..... Monte Cummings
2003..... Nate Moran



ALL-TIME UNIFORM NUMBERS

2004 Orenn Fells
2010-11 A.J. Yawn
2011-Pr Ian Miller

31

1961-63 Dale Ricketts
1974-75 James Simmons
1985-87 Tony Carter
1988-91 David White
1992 Ray Donald
1994 Stephen Gruhl
1997-99 Ronald Thompson
2005-08 Brian Hoff
2009-11 Chris Singleton
2012-13 Terry Whisnant

32

1955-56 Bob Ward
1965-66 Charles Fairchild
1967 Russ Forkey
1968 Dick Danford
1969-70 Willie Williams
1971 Larry Gay
1972 Bill Wright
1973 Benny Clyde
1974-78 Eugene Harris
1981 Scott Matchett
1981-84 Michael Johnson
1990-93 Doug Edwards
1994-97 Kirk Luchman
1999-00 Emanuel Mathis
2003 Orenn Fells
2004-06 Alexander Johnson
2008-10 Solomon Alabi

33

1950 Ted Hewitt
1951 Bud Marsee
1953 Dick Artmeier
1955 Ed Wursbach
1960-62 Ray Swain
1963-64 Cal Hugel
1968-69 Jan Gies
1971-73 Ron King
1975-76 Mike Kundid
1977-81 Donnie Kuhl
1981-84 Bobby Miles
1989-92 Byron Wells
1996 Kelvin McClendon
2001-04 Mike Mathews
2007-08 Matt Zitani
2010-Pr Joey Moreau

34

1950-51 Tom McLaughlin
1953 Jimtom Richardson
1955 Tom Garcia
1966-67 Darrel Stewart
1968 Randy Cable
1974-77 Wayne Smalls
1978-80 Murray Brown
1986-89 Tat Hunter
1990-93 Rodney Dobard
1997 Tommy Polley
2000-02 Nigel Dixon

35

1950 Dick Kendall
1951 Bud Scott
1953 Tom Burst
1955 Don Alford
1960-61 Jerry Smith
1963-65 Bobby Lovell
1970 Jan Gies
1975-76 Wayne Woodward
1979-80 Jerry Cox
1981-82 Oren Gilmore

40

1974-76 Larry Warren
1984-87 Randy Allen

41

1961 Clyde Eads
1962-64 Wally Dale
1965-67 Bill Glenn
1995-98 Geoff Brower
2006-09 Uche Echefu

42

1977-78 Harry Davis
1979-81 Elvis Rolle
1983 Reggie Meadows
1985-87 Raleigh Choice
1999-00 Justin Mott
2007-10 Ryan Reid

43

1955 Fred Twomey
1960-62 Dave Fedor
1963-65 Jerry Shirley
1977-81 Kris Anderson
1985 David Schaffer
1987-88 Jon Fedor
1992-93 Stephen Gruhl

44

1950-51 Ronald Nettles
1953 Duane Gordon
1955 Gary Wold
1968 Don Biggs
1970-71 Vernell Elzy
1972-74 Lawrence McCray
1976 Harry Davis
1982 Jeff Coleman
1984-85 Dean Shaffer
1991-95 Andre Reid
2002 Adam Krieg

45

1950-51 Larry Dickson
1953 Jerry Westhafer
1961-63 Faurest Coogle
1964-66 Ken Leakey
1967 Rick Campbell
1988-91 Michael Polite
1993-94 Maurice Robinson

50

1965-68 Ken Doyle
1968-69 Dave Macomber
1974 Archie Aldridge
1975 Harry Davis
1982-85 David Speights
1994 David Grabuloff
2000-02 David Anderson
2005-06 Matt Zitani
2011-12 Jon Kreft
2013-Pr Michael Ojo

51

1963 Bob Rose
1997-00 Oliver Simmons
2002-05 Adam Waleskowski

52

1995-98 Corey Louis

53

1963-64 Bob Gemming

54

1973 Otis Johnson
1974 Bob Chassee
1977 Murray Brown
1979-81 Pernell Tookes
1984-85 Alton Lee Gipson
1985 Tony Karasek
1987-88 David McPhee
1993-94 Johnathan Kerner
2002-05 Anthony Richardson

55

1950 Orlando Wyman
1963-64 Bill Giswold
1982-83 Raphael Philip
1986-87 Tony Karasek



SEMINOLES IN THE PROS

ALL-TIME DRAFT SELECTIONS

- 1962** Dave Fedor
(3rd [25], Philadelphia)
- 1966** Gary Schull
(7th [66], Cincinnati)
- 1970** Dave Cowens
(1st [4], Boston)
(3rd, Utah) ABA
Willie Williams
(3rd [38], Boston)
Ken Macklin
(15th, New York) ABA
- 1971** Skip Young
(7th [111], Boston)
(14th, New York) ABA
Vernell Ellzy
(8th [132], Phoenix)
- 1972** Rowland Garrett
(5th [77], Chicago)
(7th, Memphis) ABA
- 1973** Ron King
(4th [62], Golden State)
(2nd [19], Kentucky) ABA
Reggie Royals
(5th [69], Philadelphia)
(5th [43], New York) ABA
- 1974** Benny Claude
(5th [89], Boston)
Lawrence McCray
(6th [100], New Orleans)
- 1978** Harry Davis
(2nd [33], Cleveland)
David Thompson
(5th [90], Buffalo)
- 1980** Murray Brown
(4th [77], Cleveland)
Tony Jackson
(4th [87], Los Angeles)
- 1981** Elvis Rolle
(2nd [42], Los Angeles)
Mickey Dillard
(3rd [55], Cleveland)
Kris Anderson
(4th [90], Milwaukee)
- 1983** Mitchell Wiggins
(1st [23], Indiana)
- 1984** Vince Martello
(7th [150], Atlanta)
Tony William
(7th [159], Milwaukee)
- 1985** Dean Shaffer
(5th [104], Washington)
Alton Lee Gipson
(7th [145], Sacramento)

- 1986** David Shaffer
(4th [83], Portland)
- 1987** Pee Wee Barber
(4th [86], Portland)
- 1988** Randy Allen
(Free Agent, Sacramento)
- 1989** George McCloud
(1st [7], Indiana)
- 1990** Tony Dawson
(Free Agent, Sacramento)
Irv Thomas
(Free Agent, Los Angeles)
- 1991** Tharon Mayes
(Free Agent, Philadelphia)
- 1993** Doug Edwards
(1st [15], Atlanta)
Sam Cassell
(1st [24], Houston)
- 1994** Charlie Ward
(1st [26], New York)
- 1995** Bob Sura
(1st [17], Cleveland)
- 1997** James Collins
(2nd [37], Philadelphia)
- 1998** Randell Jackson
(Free Agent, Washington)
- 2004** Tim Pickett
(2nd [44], New Orleans)
- 2005** Von Wafer
(2nd [39], Los Angeles Lakers)
- 2006** Alexander Johnson
(2nd [43], Indianapolis)
- 2007** Al Thornton
(1st, [14], Los Angeles Clippers)
- 2009** Toney Douglas
(1st, [29], Los Angeles Lakers)
- 2010** Solomon Alabi
(2nd [50], Dallas Mavericks)
Ryan Reid (2nd [57],
Indiana Pacers)
- 2011** Chris Singleton
(1st, [17]
Washington
Wizards)
- 2012** Bernard James
(2nd, [33]
Cleveland Cavaliers)

SEMINOLES AS PRO COACHES


Dave Cowens

NBA Co-Rookie of the Year, 1970
NBA Most Valuable Player, 1972
NBA Basketball Hall of Fame
NBA All-Time Team

Year	Team	Record	Postseason
1978-79	Boston	27-41	None
1996-97	Charlotte	54-28	East Conference First Round
1997-98	Charlotte	51-31	East Conference Semifinals
1998-99	Charlotte	4-11	None
2000-01	Golden State	17-65	None

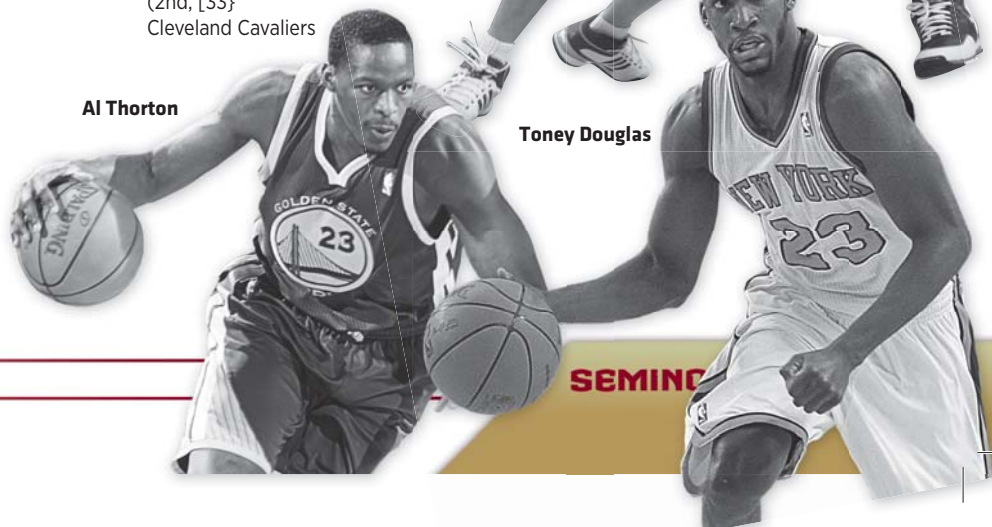
Boston Totals	27-41	.397
Charlotte Totals	109-70	.609
Golden State Totals	17-65	.207
NBA Totals	153-176	.465

Sam Cassell



Al Thornton

Toney Douglas



SEMINOLES