

Florida State



Baseball 1982





MEDIA INFORMATION

Florida State University's 1981-82 Baseball Media Guide has been designed for use by the news media and Seminole fans. Any questions not covered in the brochure can be directed to the Florida State Sports Information Office.

All requests for working press, radio, television, photographer or scouting credentials should be made to FSU Sports Information Director Mark Carlson at least one week prior to the playing date.

WORKING MEDIA — Working media will be admitted to Seminole Field and seated in the press box. Additional seating will be provided in the stands if necessary. Tickets may be picked up prior to the game or at the Will Call window.

Requests will be evaluated and credentials issued according to the following criteria:

- a. Local metropolitan press; wire services; national publications; opposing metropolitan press; student newspapers.
- b. Other daily newspapers.
- c. Radio and television personnel not actually broadcasting.
- d. Non-daily newspapers.
- e. Scouts.

PARKING — Easy access to Seminole Field through tunnel adjacent to Campbell Stadium.

PHOTOGRAPHERS — Accredited photographers, upon presenting press passes, will be allowed to shoot in the proper locations along the foul line. NO freelance photographers will be permitted on the field.

TELEVISION — Facilities are available for both network and local broadcast.

RADIO — Sections are reserved for both Florida State and opposing radio in the baseball press box. FSU grants broadcast rights to the official radio outlet of the visiting team on a reciprocal basis.

PHONES — Telephone service should be secured directly through Centel Telephone Company of Tallahassee, Florida. Call 904/222-2236. Have them contact the Sports Information Office for location.

SERVICES — Score cards will be provided along with programs for visiting and home media.

ON THE COVER — All-American Jeff Ledbetter congratulates right fielder Mike Yastrzemski.

PHOTO CREDITS — Courtland Richards and FSU Photo Lab.

Florida State University SEMINOLE BASEBALL

Contents

Message to the Media	IFC
The Best in College Baseball	2
Season in Review	4
Season Outlook	5
Mike Martin, Head Coach	9
Randy Gailey, Assistant Coach	10
Coaching Assistants	11
1981 Baseball Statistics	12
1982 Seminoles	17-36
1982 Roster	32-33
Seminole Field	37
Metro Conference	38
Seminoles in the Pros	41
This is Florida State	43
Bernard F. Sliger, President	44
C. W. Ingram, Athletic Director	45
Athletic Staff	45-46
Seminole Record Book	48-61
NCAA Record Book	62-72
Travel Schedule	IBC

ABOUT FLORIDA STATE

Location	Tallahassee, Fla.
Enrollment	22,000
Nickname	Seminoles
Colors	Garnet and Gold
Baseball Stadium	Seminole Field (4,000)
Conference	Metro
President	Dr. Bernard Sliger
Athletic Director	C. W. Ingram
Head Baseball Coach	Mike Martin (FSU '66)
	One Year: 51-12
Assistant Coach	Randy Gailey
Sports Information Director	Mark Carlson
	Office: 904/644-4038
	Home: 904/575-7637
Assistant Sports Information Director	Glenn Greenspan
	Home: 904/575-9753
Assistant Sports Information Director	Lisa Morton
	Home: 878-1531
Baseball Phone	904/644-4812

Florida State THE BEST IN COLLEGE BASEBALL

Few college baseball teams have had the success the Florida State squads have maintained since 1948.

But this is no surprise to those close to the college baseball scene. Long a dominant force not only in the southeast but coast to coast, the Seminoles year in and year out live up to the reputation of "The Best in College Baseball."

Florida State's most recent trip to the College World Series in 1980 marked the seventh appearance in the NCAA Championship Tournament for the Seminoles. Only five other teams have equaled that mark. FSU's 46 victories in championship play are the third most recorded.

Florida State's baseball excellence is widely recognized around the nation. Many Seminole players are recommended to FSU coaches who have said, "if there is a boy who is determined to get an education before turning pro we enthusiastically recommend Florida State. He is going to get as much or more experience and training there as he will anywhere in the country." High school and junior college coaches are also aware of the Florida State program. It's reflected in a roster that boasts young players from every part of the country.

For the Florida State athlete, baseball truly has a year-round season. The mild Florida winters make it possible for the Seminoles to begin work upon arrival in the fall and continue through June. Following the completion of a 70-game regular season, the players take one week off and return to play a 45-game summer schedule. The year-round schedule gives the varsity baseball players a chance to play in over 140 games. Highlighting Florida State's fall season is the annual 'Oldtimers Game' against the Alumni at Homecoming. Visiting the Seminoles campus last fall were former skipper Dick Howser and major leaguers Terry Kennedy and Danny O'Brien. Although the emphasis is on instruction during all training, a schedule of 30 informal games is played. An extensive conditioning program continues through December.

Following the holiday break, practice resumes early in January as preparations are made for the upcoming spring season. The preseason practice sessions are highlighted by the appearance of many ballplayers who stop by on the way to spring training at major league camps downstate. Many of these players are former Seminoles and offer valuable tips and coaching to current players. Even without this 'bonus' coaching, the Florida State player receives the finest tutoring anywhere.

Once the spring collegiate season is over and final exams are through, the Seminole player may remain in Tallahassee and play with



the Florida State summer team. Other Seminoles head for the summer leagues and independent semi-pro teams throughout the country. Past Florida State players have joined with United States All-Star teams and traveled to South and Central America, Europe and Japan.


All this opportunity to play does not mean that there is not an emphasis on academics. Florida State's athletic program includes an outstanding academic advisement office that is prepared to meet any need the student-athlete may have. Academic counselors are not only interested in that the athlete remains eligible to play, but that he is making genuine progress towards a degree.

Facilities are another big factor in the Seminole's program. Few colleges can boast the on-campus facilities of Florida State. Seminole Field is the site of all Seminole home games. Night games, which became popular in the mid-1960's are a special part of the schedule. The implementation of permanent concrete lights, the best anywhere, make night games an exciting event for the FSU campus and the entire Tallahassee community. The familiar pro scoreboard still remains in operation. In June 1982, a one million dollar renovation program will begin, featuring the addition of over 2,000 covered chair back seats, 3,000 additional aluminum seats and a new press box. During the 1981 Metro Tournament, Seminole Field was viewed and admired by thousands throughout the country via cable television. There are also two pro-style batting circles that make Seminole Field equivalent to many of the finest major league parks. It is kept in condition year-round by the FSU Department of Grounds under the supervision of Bruce Nelson and Robert Barrett. In addition to the main field, the Seminoles also have at their disposal two full diamonds, several batting cages, a jugs speed gun, pitching mounds and pitching machines.

One of the finest Nautilus facilities in collegiate ball is also available for the year-round conditioning program. A highly experienced group of FSU trainers assist the player with any medical needs.

Seminole coaches in all sports call Florida State fans, "the finest anywhere" and that is certainly true in baseball. The Tribe is supported by large enthusiastic groups of campus and community fans at every game. The average home attendance is 2,000 and often the 4,000 seat bleachers are filled to capacity. Fan support does not stop with home game attendance. Many follow the squad to away games as well. A Seminole Dugout Club has been formed by one group of long time followers and the enthusiastic student fans have formed their own bleacher bum section to go along with the famous 'Animals' who haunt opposing coaches and players.

An added bonus are visits by a major league ballclub. The visit last season by the Atlanta Braves marked the third by a pro team in the last four seasons.



Season In Review

After a record setting 51 wins in his rookie year as skipper of the Florida State baseball team, onlookers wondered what head coach Mike Martin could possibly do for an encore. Not only did the Martin led squad equal the 1980 mark, but they added five games to the total.

The final ledger read 56-23—a fitting tribute to a mostly senior team. Again, FSU came back from the losers bracket to win its second consecutive Metro Conference crown and earn a trip to Miami for the NCAA South Regional—its second in two years.

The squad performed well during the regular season, sweeping a pair of series with Clemson and Metro rival Memphis State, taking three of five from World Series entrant South Carolina and defeating another CWS team Miami.

The team even beat the Atlanta Braves 5-1 in a special exhibition game played in Tallahassee.

While no individuals alone guaranteed success, several players were outstanding. Mike Fuentes broke Bob Horner's NCAA career home-run mark with 64 and rewrote many other FSU records. Jeff Ledbetter became the FSU single season RBI record holder with 95, and Jay Keeler also placed himself in the record book with 32 appearances—29 in relief. There was also the senior leadership provided by graduated players Don DeLoach, Craig Ramsey and Lionel Martinez, and the play of sophomore Mike Yastrzemski who reminded many people of his father. There was Mark Lacy's 19 game hitting streak—tying an FSU record, and Jamey Shouppe's 29 relief appearances—tying Keeler for all-time honors.

There were two consecutive victories in the NCAA South Regional, one a 5-1 complete game victory over Florida by Rick Hatcher, who joins Fuentes in AA minor league ball this season.



Season Outlook

When you lose 10 of 16 regular players, five who were starters, you would expect it to be a rebuilding year. Not so fast says Florida State head coach Mike Martin, and with a talented group of recruits and a strong nucleus, the third year coach may be right.

"We're young and inexperienced, but we have potential, Martin said. "In my rookie year as manager we were in a similar situation. We had some juniors, but no senior experience and a bunch of freshmen. That year we won 51 games—a Florida State record until last year. I'm hoping our players will mature quickly and continue the great tradition we've established at FSU."

OUTFIELD

Old familiar No. 29 Mike Fuentes will not be patrolling centerfield this season, but the outfield still appears strong. The top returning player should be right fielder Mike Yastrzemski. A starter since arriving in Tallahassee two years ago, Yaz has produced nearly identical statistics in two seasons. His lifetime .303 average combined with his 53 extra base hits—19 for homeruns—makes him a vital cog in the Seminole machine. A 'big game' player like his famous father, his top performances have come in post season competition. Already to his credit are two consecutive All-Metro tournament honors, a berth on the 1980 and 1981 NCAA all-regional teams and an MVP selection in the 1980 South Regional. Yastrzemski's bat, glove and leadership will be very important in the young Florida State outfield.


Battling for the remaining two positions are Chris Cawthon, Steve Givens and David Rhino. Cawthon, the lone senior and the only one among the trio to have played with FSU last season, split his playing duty between left field and first base in 1981. In 64 games he batted .257 with 10 round-trippers. Prior to joining the Tribe last season he played ball for DeKalb South Junior College in Atlanta where he set the school mark for homeruns and was selected to the all-state junior college tournament team.

A second year Seminole without playing an inning is converted catcher Steve Givens. A former transfer gaining eligibility this season, Givens topped the FSU summer team in hitting with a .427 average. Possibly the most improved hitter on the team, he demonstrated power hitting a homerun against the alumni in the final game of fall practice to give the active players a ninth inning come from behind win. The lone freshman vying for an outfield spot is Atlanta native David Rhino. And, while only a rookie, Rhino has the credentials to look like a veteran. He was used primarily as a pitcher at Henderson High School, throwing a one-hitter and a non hitter his senior season while batting a .470. His talents were so impressive he was a draft selection of the San Francisco Giants.

Also in the outfield if needed are Jeff S. Ledbetter and Hal Cohen.

INFIELD

The lone area where the Tribe returns players to key positions is the infield. At first base will be returnees Mark Lacy and Jeff S. Ledbetter. Lacy, one of the best pure hitters in the Seminole lineup, played in only 54 games for the Tribe last year after gaining eligibility near midseason. During that time he hit a blistering .348, with 14 doubles, 12 homeruns and 46 runs batted in. Lacy also hit safely in 19 straight games tying an FSU mark and during that span kept his average above .400. Ledbetter, like Lacy, must have his bat in the Seminole lineup. The all-time FSU single season RBI king (95), he refused a fourth round selection by the Montreal Expos to earn his degree. In three seasons Ledbetter's accomplishments look like a shopping list. He was selected Sporting News All-America, All-Metro and All-Metro Tournament and to the All-Alaska Tournament team. The top returning hitter on the Tribe, he batted .333 last season with 19 doubles and 23 homeruns. His 55 career homeruns place him ten away from surpassing Fuentes for the all-time NCAA career homerun crown.



Also back with playing experience is shortstop Mark Barineau. While playing a reserve role behind graduated senior Don DeLoach last season, Barineau still appeared in 40 games batting .244. His top attributes are his speed—15 stolen bases without being caught—and his ability to get on base—25 walks, seven hit by the pitch. Barineau also improved in the field and at the plate as the season continued and batted .362 for the Florida State summer team to nail down the starting shortstop spot. Also returning in the infield is third baseman Rick Figueredo. Like Yastrzemski, Figueredo has started since arriving in Tallahassee and has played well. As a freshman he batted .352 and his career average is a healthy .307 with 63 runs batted in. One of the top fielders on the team, Figueredo handles the hot corner like a veteran.

The lone spot up for grabs is second base. Lost to graduation was Lionel Martinez, but hoping to fill his shoes are a trio of young players with limitless potential. The oldest player in the group, Matt Robinson joins the team after playing two seasons at George Wallace Community College. A former walk-on, Robinson played his high school ball at Tallahassee Godby. One of two freshmen, Danny Griffin comes to FSU from Niceville HS. The all-time Florida prep homerun king (27) Griffin had a .434 lifetime average at Niceville and earned MVP honors in 1980 and 1981. Also vying for the position is Tallahassee Lincoln product Bart Mitchell. Batting .367 his senior season, Mitchell swipped 24 consecutive bases and led the team in runs with 34. An all-Big Bend selection, he was honored with the Stephen Hillard Memorial Award presented to the player with the most leadership and competitive spirit. All three players are expected to provide immediate help.

PITCHING

If pitching is the key to a successful baseball team, FSU should be very potent in 1982. On the mound for the Seminoles are two of the top relievers in the nation and a blend a proven veterans and very promising newcomers.

The Rich Gossage and Ron Davis of collegiate baseball are right-hander Jay Keeler and southpaw Jamey Shouppe. Opting to complete his degree instead of joining the New York Mets, Keeler returns for his senior season with excellent credentials. Last season he was the ace in the Tribe bullpen, but this year he will return to the mound as a starter. In 32 appearances—a Florida State record—Keeler was 6-5 with a 3.45 ERA striking out 51 batters and recording seven saves. On the other side, Shouppe will remain in the pen where he tied Keeler in relief appearances (29) and struck out 47 batters in just 44 innings. The senior also earned a 3-1 mark and six saves.

On the right side of the mound returning starters Tim Phillips and Jeff Gray are joined by David Ledbetter, Jeff A. Ledbetter, and Bruce




Tanner. Phillips, one of the most pleasant surprises in 1981, led the staff in earned run average with a 2.83 mark in 73.2 innings while recording a 5-2 record compared to his 1-0 record in 19.0 innings the previous year. Only a sophomore, Gray hurled 36 innings with a 3-1 record, and tore up the Florida State summer league with a 9-1 record and a 1.57 ERA in 63 innings. Joining the two veterans is junior college transfer David Ledbetter. At Chipola Ledbetter he earned all-division honors, had a 2-1 mark with a 1.80 earned run average and was a fourth round selection by the Baltimore Orioles. Originally signing a football scholarship at FSU, Jeff A. Ledbetter earned all-state honors in football, baseball and basketball at the prep level. With the Florida State summer squad he appeared seven times for a 2-1 mark. A freshman in eligibility, Tanner returns to FSU after recovering from a painful knee injury that forced his transition from catcher to the mound. A fine athlete, he has developed an excellent sinker and should see immediate action. The son of Pittsburgh Pirate manager Chuck Tanner, he was a draft selection out of high school by the Chicago Cubs.


While experience dots the right side of the mound, freshmen account for half of the southpaws on the team. At FSU for their rookie year are Steve Gelmine, Robert Alexander and Todd Morgan. A 13th round selection by the Cleveland Indians, Gelmine received nearly every accolade at the prep level where he recorded a 7-1 record and a 0.83 ERA while striking out 93 batters in 56 innings. A Maryland all-state selection, Alexander won seven games his senior year, but recorded an 11-1 mark with Johnny's, one of the top summer league teams in the nation. The No. 1 prospect in Virginia, Morgan relied on a 90 plus mile an hour fastball to fan 123 batters in 72 innings including a 21 strikeout performance in a seven inning game. Along with Shouppe, the returning lefthanders are senior Allen Swindle and junior David Smalley. Swindle was 5-2 last season and 3-1 with the FSU summer league team with a 1.48 earned run average. He increased his work from one inning pitched in 1980 to 40 in 1981. The top middle distance reliever on the staff, Smalley returns to the team with seven career wins vs. only one loss. He has been the winning pitcher in the last two Metro Conference Championship games.

CATCHING

Splitting the catcher duty are juniors Danny Dowell and Billy Ashford. After sharing catching duties with departed senior Craig Ramsey last year, Dowell is penciled in for the starting role. In 40 games he batted .247 and gunned down 10 opposing base runners. Ashford was an all-region junior college selection, a mid-east all-star catcher and all-county and all-state at the prep level.



MIKE MARTIN Head Coach



On February 10, 1981 Florida State head coach Mike Martin accomplished a feat that his seven predecessors were unable to match. In less than two years at the Seminole helm Martin had already recorded his 100th FSU win—a 5-3 victory over Valdosta State. Prior to Martin's record, no Florida State coach was able to earn win No. 100 before three seasons. Now, with two consecutive record setting winning seasons 'No. 1' is ready to begin his third campaign wearing the managers cap.

In just two seasons Martin has already:

- recorded 107 wins against 35 losses
- set the Florida State record for wins in a single season, capturing 56 games last year.
- taken FSU to the College World Series in 1980
- led the squad to two consecutive Metro Conference Championships
- participated in two NCAA Regional Tournaments, winning the South Regional in 1980.

No wonder Tallahassee is having a love affair with the very popular coach. Seminole fans are not the only ones that have acknowledged Martin's hard work. Again in 1981 he was named Metro Conference Coach of the Year for the second consecutive season, and in 1980 he was voted the Diamond Club Coach of the Year.

An assistant under Woody Woodward and present Kansas City manager Dick Howser, Martin joined the Seminole staff in 1975 as an assistant to Woodward. Showing his skill in both on the field coaching and recruiting, Martin was named full time assistant in 1978. Following the departure of Woodward, Howser immediately asked the talented coach to remain on the staff. When Howser returned to professional baseball, Martin was named head baseball coach November 27, 1979.

Martin enjoyed a two year career at Florida State starting in 1965 after coming from Wingate Junior college where he earned All-America honors two consecutive years. At FSU, he established himself as an outstanding outfielder and twice was selected to the all-district team.

Following his collegiate career, the Charlotte, N.C. native had a three year professional stint with the New York Mets and Detroit Tigers organizations before returning to the Tallahassee area to teach and coach.

His coaching record includes several years as baseball and basketball coach at the junior high school level, then a year as head basketball coach at Tallahassee Community College and finally a four year stay as basketball coach of Tallahassee Godby High School.


A popular speaker as well as coach, Martin has spoken at national meetings including the Florida High School Coaches Clinic, the Charlotte, N.C. Coaches Clinic and the Atlanta Braves Instructional Service. Martin has also spoken at numerous Florida State Booster meetings with gatherings in Jacksonville, Tallahassee and Ft. Lauderdale.

Known as '11' to those who watch him coach third base, Martin will handle all the on-field responsibilities and new assistant coach Randy Gailey will work with Martin from the dugout.

A 1966 graduate of Florida State, Martin earned his master's degree in 1971 from Florida A&M. Mike and Carol are the parents of three children, Mary Beth 12, Mike Jr. 9 and Melanie 6.

RANDY GAILEY Assistant Coach

When former Florida State assistant coach Jim Morris resigned to accept the head coaching position at Georgia Tech last season, he became the second top notch assistant to leave the post in as many years. First, head coach Mike Martin was elevated to this current position, then Morris departed. The tradition of excellence continued when Martin named former FSU outfielder Randy Gailey as his assistant July 16, 1981.



Gailey joined the Tribe from South Georgia Junior College, where he served as head coach for the last two seasons. He was credited with rebuilding the school's program leading the Tigers to a two year record of 59-27.

"We are happy that Randy has come home," Martin said. "He is a true Seminole and he's excited about returning to FSU. Having a person like Randy join my staff is very good for the program. He brings with him a great knowledge of the game."

A 1973 graduate of Florida State, Gailey was the Seminoles' starting left fielder from 1971-73. Following graduation he was head baseball coach and assistant football coach at Fernandina Beach High School and was named Coach of the Year in 1976 and 1977. While at the school he tutored graduated Seminole quarterback Rick Stockstill in football and baseball.

He moved on to Georgia Southern where he worked on a master's degree and was an assistant baseball coach for two years before leaving in 1979 to accept the head coaching job at South Georgia.

"I'm very familiar with the Florida State baseball program and with Mike Martin," Gailey said. "I feel that the job is a step up for me because of the national success of the FSU program. My goal has always been to end up back here."

Gailey, who began his career coaching the FSU summer league baseball team, will concentrate on the outfield and will be splitting the offensive duties with Martin. He is married and the father of two children.




Coaching Assistants

Joining head coach Mike Martin and assistant Randy Gailey are three of the most talented coaching assistants in baseball—David Fannin, Mike McLeod and Joe 'Max' McFarland. The combination of Martin, Gailey, Fannin, McLeod and McFarland provides Florida State with one of the top coaching staffs in the nation.


Fannin returns to the Tribe for his second season and will patrol the first base coaching box wearing his familiar No. 24. A valuable assistant to Martin, he played two seasons at Chipola Junior College prior to coaching four years of American Legion ball. At the American Legion level, he has tutored many current Seminole players helping them develop their talents at a young age. Fannin also served as assistant baseball coach at Tallahassee's Leon High School, his alma mater.

McLeod, a pitcher for Florida State from 1975-77 will be charged with instructing the pitchers. He held a similar position for the New York Yankee rookie ball team in Paintsville, Kentucky the past two seasons. McLeod is a Tallahassee native who played high school ball at Godby before moving on to Middle Georgia Junior College where he earned All-America honors in 1974. Following graduation from FSU, McLeod played three seasons in the Yankee organization before accepting the Paintsville position. He is the father of a newborn baby son.


Also assisting the pitchers is McFarland who comes to FSU after serving as a graduate assistant pitching coach at Appalachian State University the past four years. He is a 1976 graduate of Wright State (Dayton, OH.) where he competed in baseball.




David Fannin



Mike McLeod



Joe McFarland



Trainer, Chris Arrigo

Florida State University 1981 Baseball Statistics

Won: 56

Lost: 23

HOME: 41-9 (.820); **AWAY:** 14-13 (.519); **NEUTRAL:** 1-2 (.333); **DAY:** 29-16 (.644); **NIGHT:** 22-7 (.759); **EXTRA INNINGS:** 3-3 (.500); **ONE RUN GAMES:** 11-8 (.579); **DOUBLEHEADERS:** 13-5 (.722); **AGAINST DIVISION ONE:** 45-22 (.672); **AGAINST THE METRO:** 10-4 (.714); **ATTENDANCE:** H-41d/46,441 (1133); A-28d/53,396 (1907); T-69d/99,837 (1456)

HITTING

NAME	AVG.	G	AB	R	H	2B	3B	HR	BI	SB-CS	BB	SO	HBP	S-SF	FA
Fuentes, cf	.353	78	300	92	106	10	0	27	83	22-4	53	45	2	0-5	.994
Ledbetter, lb	.333	76	270	78	90	19	1	23	95	4-3	49	37	3	0-4	.973
Licata, lf	.331	76	275	48	91	21	1	11	63	1-2	27	34	3	1-7	.944
Martinez, 2b	.309	77	265	81	82	15	3	5	32	13-2	75	25	2	1-4	.941
DeLoach, ss	.307	77	283	57	87	15	1	2	37	10-1	30	27	1	2-6	.929
Yastrzemski, rf	.304	77	263	57	80	17	3	10	53	5-4	36	18	0	1-1	.948
Less Than 2.5 At Bats Per Game															
Lacy, 1b	.348	54	184	38	64	14	1	12	46	0-2	24	32	1	1-2	1.000
Huff, of	.280	52	68	24	19	4	0	4	13	6-0	9	14	1	0-2	.882
Ramsey, c	.271	57	173	37	47	10	1	3	29	7-3	29	25	6	1-0	.966
Figueredo, 3b	.265	63	185	30	49	6	0	4	35	3-2	23	11	1	0-3	.867
Cawthon, 1b	.257	64	171	35	44	6	2	10	39	7-2	29	30	1	0-1	1.000
Dowell, c	.247	40	89	15	22	6	1	0	13	1-0	5	10	0	0-0	.976
Barineau, inf	.244	47	78	36	19	3	2	2	16	15-0	25	13	7	0-0	.910
Howser, inf	.200	20	25	4	5	2	0	0	4	0-0	2	5	1	0-0	.913
Cullen, of	.065	25	31	5	2	0	0	0	2	0-0	5	10	2	1-1	.800
Craig, c	.000	3	0	0	0	0	0	0	0	0-0	0	0	0	0-0	1.000
Others	---	79	4	1	0	0	0	0	1	0-0	1	1	0	0-0	.936
FSU TOTALS	.303	79	2664	638	807	148	16	113	561	94-25	422	337	31	8-38	.953
OPP TOTALS	.273	79	2618	407	716	91	25	57	336	61-31	310	483	22	23-19	.947

LOB: FSU 585 **SLUG AVG.:** FSU .498 **PASSED BALLS:** Dowell (7), Ramsey (5), Craig (1)
 OPP 560 **OPP 37** **CAUGHT STEALING:** Ramsey (21), Dowell (10)

GAME WINNING RBI: Ledbetter (12), Fuentes (7), Lacy (7), Yastrzemski (5), Licata (5), Cawthon (3), Martinez (3), Ramsey (2), DeLoach (2), Dowell (1), Barineau (1), Huff (1), Figueredo (1)

PITCHING

NAME	W-L	ERA	APP	GS	CG	IP	H	R	ER	BB	SO	HB	WP	2B	3B	HR
Dodge, r	0-0	0.00	4	0	0	4.2	2	1	0	0	8	0	1	0	0	0
Phillips, r	5-2	2.83	17	8	1	73.2	76	31	23	36	47	0	10	9	3	1
Keeler, r	6-5	3.45	32	3	0	75.2	73	39	29	51	49	7	4	8	4	2
Hatcher, r	8-4	3.47	22	12	6	101.0	93	47	39	31	65	2	5	11	2	4
Ledbetter, l	1-0	3.86	3	1	0	9.1	7	4	4	9	13	0	5	2	0	0
Gray, l	3-1	4.00	10	4	0	36.0	40	25	16	10	21	0	0	6	1	4
Shouppe, l	3-1	4.47	29	0	0	44.1	52	30	22	11	47	3	2	8	1	6
Ferraro, l	1-0	4.50	4	1	0	8.0	5	6	4	8	7	0	3	0	0	0
Smalley, l	6-1	4.55	18	3	0	61.1	64	41	31	34	37	2	4	8	0	7
Swindle, l	5-2	4.69	10	9	1	40.1	49	22	21	17	37	3	1	6	4	3
Fischer, l	7-1	5.27	14	14	1	70.0	92	53	41	29	45	0	3	10	5	10
Freeman, l	7-2	5.51	16	15	2	86.2	104	56	53	32	65	4	2	13	3	15
Schneider, l	4-4	5.97	12	9	2	54.1	59	52	36	42	42	1	6	10	2	5
FSU TOTALS	56-23	4.31	191	79	13	665.2	716	407	319	310	483	22	46	91	25	57
OPP TOTALS	23-56	7.69	198	79	20	642.1	807	638	549	422	337	31	68	148	16	113

SHUTOUTS: Phillips (Jacksonville), Swindle (South Florida), Hatcher (Memphis State)

SAVES: Keeler (7), Shouppe (6), Hatcher (3), Smalley (1)

PICKOFFS: Fischer (5), Smalley (2), Phillips (1), Freeman (1), Hatcher (1), Shouppe (1)

Game-By-Game Results

NO.	GAME	WINNER	LOSER	ATTD	RECORD
1	(H) Ga. Southern 3, FSU 2	Lusted (1-0)	Fischer (0-1)	2317	0-1
2	(H) Ga. Southern 5, FSU 2	Godwin (1-0)	Keeler (0-1)	(DH)	0-2
3	(H) FSU 14, Ga. Southern 6	Freeman (1-0)	Kilimonis (0-1)	1252	1-2
4	(H) FSU 19, Georgia State 3	Schmedier (1-0)	Melson (0-1)	829	2-2
5	(H) FSU 8, Georgia State 7	Hatcher (1-0)	Waits (0-1)	(DH)	3-2
6	(H) FSU 19, Georgia State 2	Keeler (1-1)	Cagle (0-1)	586	4-2
7	(H) FSU 9, Clemson 8	Phillips (1-0)	Rice (0-1)	1553	5-2
8	(H) FSU 11, Clemson 7	Gray (1-0)	Key (1-1)	1679	6-2
9	(A) FSU 17, Jacksonville 5	Schneider (2-0)	Nidds (0-1)	325	7-2
10	(A) Jacksonville 10, FSU 9	Scarboro (2-1)	Keeler (1-2)	335	7-3
11	(A) Miami 4, FSU 3	Heaton (3-0)	Hatcher (1-1)	5661	7-4
12	(A) Miami 10, FSU 8	Browning (3-0)	Shoupe (0-1)	6688	7-5
13	(A) Miami 19, FSU 4	Kasprzak (2-0)	Schmedier (2-1)	4248	7-6
14	(H) FSU 6, Mercer 5	Gray (2-0)	Barnhouse (2-1)	590	8-6
15	(A) Mercer 4, FSU 3	Fitzsimmons (4-0)	Hatcher (1-2)	671	8-7
16	(A) FSU 3, Florida 1	Freeman (2-0)	O'Neal (1-3)	1332	9-7
17	(A) Florida 17, FSU 5	Mixsell (3-1)	Schneider (2-2)	1217	9-8
18	(H) FSU 15, Wingate 6	Gray (3-0)	Burgess (0-1)	689	10-8
19	(H) FSU 10, Louisville 1	Hatcher (2-2)	Kress (1-2)	582	11-8
20	(H) FSU 7, Ripon 1	Fischer (1-1)	Wabben (0-1)	471	12-8
21	(H) FSU 12, Ripon 1	Ledbetter (1-0)	Staddon (0-1)	(DH)	13-8
22	(H) FSU 4, Wingate 2	Freeman (3-0)	Shirey (1-1)	455	14-8
23	(H) FSU 6, Wingate 2	Smalley (1-0)	Nicholsen (0-1)	(DH)	15-8
24	(H) FSU 19, Campbellsville 4	Schneider (3-2)	Drake (0-2)	290	16-8
25	(H) FSU 11, Otterbein 8	Ferraro (1-0)	Senne (0-1)	280	17-8

26	(H)	FSU 9, Otterbein 4	Swindle (1-0)	Swapper (0-1)	(DH)	18-8
27	(H)	FSU 9, South Carolina 8	Shouppe (1-1)	Kucharsky (2-2)	1057	19-8
28	(H)	South Carolina 8, FSU 5	Baynham (4-0)	Gray (3-1)	1287	19-9
29	(H)	FSU 12, South Carolina 6	Keeler (3-2)	Lubert (2-1)	1088	20-9
30	(H)	FSU 12, Jackson State 11	Fischer (2-1)	LaFrance (4-1)	305	21-9
31	(H)	FSU 10, Cleveland State 3	Schneider (4-2)	Farone (1-1)	387	22-9
32	(A)	FSU 8, Georgia 3	Hatcher (3-2)	Greene (0-2)	250	23-9
33	(A)	Georgia 4, FSU 2	Mosher (3-2)	Freeman (3-1)	265	23-10
34	(A)	FSU 15, Georgia State 5	Smalley (2-0)	Warnock (0-1)	256	24-10
35	(A)	FSU 16, Georgia State 8	Fischer (3-1)	Pffefer (1-3)	286	25-10
36	(A)	Georgia State 3, FSU 1	Waits (2-4)	Schneider (4-3)	252	25-11
37	(H)	FSU 14, Florida 10	Shouppe (2-1)	Rickerson (0-2)	2283	26-11
38	(H)	Florida 12, FSU 9	Bombard (4-1)	Keeler (2-3)	2410	26-12
39	(A)	FSU 15, Tulane 9	Fischer (4-1)	Riley (2-1)	1020	27-12
40	(A)	Tulane 11, FSU 3	Maack (2-0)	Schneider (4-3)	(DH)	27-13
41	(A)	Tulane 15, FSU 4	Fitch (3-2)	Hatcher (3-3)	980	27-14
42	(H)	FSU 8, Jacksonville 7	Shouppe (3-1)	Helse (2-4)	505	28-14
43	(H)	FSU 7, Jacksonville 0	Phillips (2-0)	Scarboro (5-4)	610	29-14
44	(H)	Flagler 4, FSU 3	Bernier (4-1)	Keeler (2-4)	687	29-15
45	(H)	FSU 12, Flagler 4	Swindle (2-0)	Bruining (2-1)	(DH)	20-15
46	(H)	Memphis State 6, FSU 4	Williams (4-1)	Freeman (3-2)	1226	30-16
47	(H)	FSU 8, Memphis State 4	Hatcher (4-3)	Williamson (3-2)	(DH)	31-16
48	(H)	FSU 7, Memphis State 6	Keeler (3-4)	Thetford (3-1)	882	32-16
49	(H)	FSU 6, West Florida 1	Fischer (5-1)	Vendgna (2-3)	671	33-16
50	(H)	FSU 3, West Florida 2	Swindle (3-0)	Maler (2-6)	743	34-16
51	(A)	FSU 7, South Carolina 5	Smalley (3-0)	Gordon (5-1)	4000	35-16
52	(A)	South Carolina 9, FSU 3	Lubert (7-1)	Swindle (3-1)	3000	35-17
53	(A)	South Florida 2, FSU 0	Wilson (5-2)	Phillips (2-1)	562	35-18

54	(A)	FSU 7, South Florida 3	Freeman (4-2)	Bitner (1-1)	(DH)	36-18
55	(A)	FSU 7, South Florida 6	Keeler (4-4)	Deptulski (0-1)	634	37-18
56	(H)	FSU 8, South Florida 2	Hatcher (5-3)	Bitner (1-4)	951	38-18
57	(H)	FSU 8, South Florida 0	Swindle (4-1)	Deptulski (0-2)	(DH)	39-18
58	(H)	FSU 14, South Florida 5	Smalley (4-0)	Wilson (5-3)	515	40-18
59	(H)	FSU 14, Valdosta 6	Phillips (3-1)	Policastro (1-1)	799	41-18
60	(A)	FSU 7, Auburn 1	Freeman (5-1)	Latham (0-5)	1111	42-18
61	(A)	FSU 4, Auburn 3	Smalley (5-0)	DeRiso (6-6)	1203	43-18
62	(H)	Miami 3, FSU 2	Heaton (11-0)	Hatcher (5-4)	3188	43-19
63	(H)	FSU 5, Miami 4	Keeler (5-4)	Sorce (4-2)	1804	44-19
64	(H)	Miami 4, FSU 3	Browning (6-1)	Keeler (5-5)	2821	44-20
65	(H)	FSU 7, Auburn 5	Freeman (6-2)	Smith (4-5)	453	45-20
66	(H)	FSU 11, Auburn 3	Fischer (6-1)	Bectom (2-1)	518	46-20
67	(A)	FSU 2, Ga. Southern 1	Hatcher (6-4)	Godwin (10-5)	1064	47-20
68	(A)	FSU 6, Ga. Southern 1	Phillips (3-1)	Kilimonis (8-3)	1231	48-20
69	(A)	FSU 5, Valdosta 3	Swindle (5-1)	Raffensberger (7-4)	1312	49-20
+70	(H)	FSU 15, St. Louis 3	Freeman (7-2)	Paul (2-7)	1471	50-20
+71	(H)	FSU 5, Memphis State 0	Hatcher (7-4)	Thetford (4-1)	1184	51-20
+72	(H)	Tulane 6, FSU 2	Kampen (6-2)	Phillips (4-1)	1700	51-21
+73	(H)	FSU 7, Memphis State 3	Keeler (6-5)	Williams (7-2)	1294	52-21
+74	(H)	FSU 22, Tulane 4	Fischer (7-1)	Murphy (6-7)	2019	53-21
+75	(H)	FSU 15, Tulane 5	Smalley (6-0)	Fitch (5-5)	2010	54-21
#76	(N)	FSU 5, Florida 1	Hatcher (8-4)	Mixsell (10-3)	2402	55-21
#77	(N)	FSU 9, Minnesota 5	Phillips (5-2)	Meyer (9-3)	2080	56-21
#78	(A)	Miami 14, FSU 6	Siluas (5-0)	Smalley (6-1)	7268	56-22
#79	(N)	Florida 5, FSU 4	Krenich (7-3)	Swindle (5-2)	3743	56-23

+ Metro Tournament @ Tallahassee
South Regional @ Miami, Fla.




The Players



Jeff S. Ledbetter

Infield/Outfield/Pitcher
6'3", 210, Sr.
Largo, Florida



First team Sporting News All-America...top returning hitter for the Tribe...versatile athlete able to play anywhere...FSU single season RBI record holder (95)...All-Metro, All-Metro Tournament selection 1981... led team in doubles with 19 last season...nicknamed 'Treetops' for towering homeruns he hits...second on the team in batting with a .333 average...ten homeruns away from surpassing former teammate Mike Fuentes for all time NCAA homerun crown (64)...former draft choice of New York Yankees out of high school and 4th round in '81 by Expos...earned all-Alaska tournament team this summer...strongest throwing arm of outfielders...captain 1982 team...major: physical education...born 12/25/49

Regular Season

	avg	g	ab	r	h	2b	3b	hr	bi	sb-cs	bb	so	hp	s-sf	fa
1981	.333	76	270	78	90	19	1	23	95	4-3	49	37	3	0-4	.973
1980	.311	63	238	65	74	11	1	19	73	4-0	43	29	2	0-3	.987
1979	.351	49	148	37	52	10	3	13	54	3-2	33	20	1	1-4	1.000
TOT.	.329	188	656	180	216	40	5	55	222	11-5	125	86	6	1-11	

	w-l	era	app	gs	cg	ip	h	r	er	bb	so
1981	1-0	3.86	3	1	0	9.1	7	4	4	9	13
1980	0-0	30.00	3	1	0	3.0	7	11	10	7	3
1979	0-1	13.50	4	3	0	8.0	15	13	12	6	7
TOT	1-1	11.52	10	5	0	20.1	29	28	26	22	23

Metro Tournament

	avg	g	ab	r	h	2b	3b	hr	bi	sb-cs	bb	so	fa
1981	.320	6	25	9	8	0	0	3	10	0-0	4	4	.966
1980	.275	6	29	6	8	1	0	2	6	0-0	2	2	.982
1979	.357	4	14	3	5	2	1	0	0	0-0	4	1	1.000
TOTAL	.309	16	68	18	21	3	1	5	16	0-0	10	7	.978

Regional Tournament


	avg	g	ab	r	h	2b	3b	hr	bi	sb-cs	bb	so	hp	s-sf	fa
1981	.375	4	16	5	6	3	1	2	4	0-0	1	3	0	0-1	.957
1980	.312	3	16	6	5	1	0	1	4	0-0	0	3	0	0-0	1.000
1979	.428	2	7	3	3	0	1	1	3	0-0	2	1	0	0-0	1.000
TOT.	.358	9	39	14	14	4	2	4	11	0-0	3	7	0	0-0	

World Series Statistics

	avg	g	ab	r	h	2b	3b	hr	bi	sb-cs	bb	so	fa
1980	.111	2	9	0	1	0	0	0	0	0-0	0	2	1.000

Robert Alexander

Pitcher
6'3", 190, Fr.
Baltimore, Maryland




Prep all-metro selection...earned Maryland all-state...7-4 record with a 3.46 ERA in senior season...fanned 85 batters in 58 innings...11-1 record with a 1.74 ERA with Johnny's—one of the top leagues in the nation...attended Cardinal Gibbons High School—the same school attended by Babe Ruth...major: undecided... born 2/19/63

CARDINAL GIBBONS HIGH SCHOOL

Billy Ashford

Catcher
5'11", 185, Jr.
Thiells, New York



All-Region Junior College selection...mideast all-star catcher...should see considerable action behind the plate for the Tribe...high school all county and all state...major: physical education... born 2/9/62

Mark Barineau

Shortstop
5'10", 165, So.
Tallahassee, Florida




Played in 47 games as a freshman for FSU last season...will start at shortstop in 1982...stole 15 consecutive bases last year...led the team in getting hit by the pitch with seven...had 16 RBIs on 19 hits...accounted for seven extra base hits...local product from Tallahassee Godby...batted .362 this summer for Florida State Summer League...could be one of the most exciting playes to play at FSU...major: Computer Science ...born 3/29/62

Regular Season															
	avg	g	ab	r	h	2b	3b	hr	bi	sb-cs	bb	so	hp	s-sf	fa
1981	.244	47	78	36	19	3	2	2	16	15-0	25	13	7	0-0	.910
Metro Tournament															
	AVG.	GAB	R	H	2B	3B	HR	BI	SB-CS	BBSO	fa				
1981	.000	4	2	1	0	0	0	0	0	0-0	1	1	1.000		
Regional Tournament															
	avg	g	ab	r	h	2b	3b	hr	bi	sb-cs	bb	so	hp	s-sf	fa
1981	1.000	2	1	0	1	0	0	0	0	0-0	0	0	0	0-0	1.000

Chris Cawthon

Outfield
6'5", 215, Sr.
Decatur, Georgia




Dekalb Junior College homerun record holder ...Georgia Junior College State Tournament Team...could earn a starting berth in the outfield this season...tied for fourth in homeruns on the club (10) in 1981...drafted three times professional—once by the Brewers and twice by the Expos...great power to all fields...bat must be in lineup...major: marketing...born 12/7/59

Regular Season															
	avg	g	ab	r	h	2b	3b	hr	bi	sb-cs	bb	so	hp	s-sf	fa
1981	.257	64	171	35	44	6	2	10	39	7-2	29	30	1	0-1	1.000
Metro Tournament															
	avg	g	ab	r	h	2b	3b	hr	bi	sb-cs	bb	so	fa		
1981	.000	5	13	0	0	0	0	0	0	0	1-0	2	3	1.000	
Regional Tournament															
	avg	g	ab	r	h	2b	3b	hr	bi	sb-cs	bb	so	hp	s-sf	fa
1981	.000	1	1	0	0	0	0	0	0	0-0	0	1	0	0-0	.000

Hal Cohen

Outfield
5'9", 165, Sr.
Augusta, Georgia




Dekalb South Junior College MVP 1979...All-State and All-Conference 1978-79...earns eligibility with Tribe after sitting out redshirt year having transferring from SEC Champion Vanderbilt...played summer ball for Florida State Summer League...chance to start in the outfield...major: insurance...born 7/20/59

VANDERBILT UNIVERSITY

Danny Dowell

Catcher
6'0", 180, Jr.
Tampa, Florida



Recovering from off-season ligament damage to knee...expected to be the starting catcher...split the catching duties last season performing in 40 games...fine hitter with good bat control... good defensive catcher gunning down 10 opposing baserunners in 1981...former University of Pennsylvania football player...should provide necessary leadership behind the plate...major: accounting... born 2/20/61

Regular Season

	avg	g	ab	r	h	2b	3b	hr	bi	sb-cs	bb	so	hp	s-sf	fa
1981	.247	40	89	15	22	6	1	0	13	1-0	5	10	0	0-0	.976

Metro Tournament


	avg	g	ab	r	h	2b	3b	hr	bi	sb-cs	bb	so	hp	s-sf	fa
1981	.000		2	1	0	0	0	0	0	0	0-0	1	1		1.000

Regional Tournament

	avg	g	ab	r	h	2b	3b	hr	bi	sb-cs	bb	so	hp	s-sf	fa
1981	.000	1	1	0	0	0	0	0	0	0-0	0	1	0	0-0	1.000

Rick Figueredo

Third Base
 5'11", 175, Jr.
 Tampa, Florida



Will be the starting third baseman for the Tribe this season...has started in the hot corner since freshman season...All-Metro and All-Metro Tournament freshman year...all-south region in 1980...increased home-run and RBI total sophomore season...major: criminology...born 6/26/60

Regular Season

	avg	g	ab	r	h	2b	3b	hr	bi	sb-cs	bb	so	hp	s-sf	fa
1981	.265	63	185	30	49	6	0	4	35	3-2	23	11	1	0-3	.867
1980	.352	58	183	43	64	8	3	2	28	4-0	28	19	0	2-2	.938
TOT.	.307	121	368	73	113	14	3	6	63	7-2	51	30	1	2-51	

Metro Tournament

	avg	g	ab	r	h	2b	3b	hr	bi	sb-cs	bb	so	fa	
1981	.500		4	14	4	7	0	0	1	6	0-0	1	0	1.000
1980	.435		6	23	5	10	1	0	0	5		2	2	.882
TOTAL	.460		10	37	9	17	1	0	1	11		3	2	.905

Regional Tournament


	avg	g	ab	r	h	2b	3b	hr	bi	sb-cs	bb	so	hp	s-sf	fa
1981	.133	4	15	1	2	0	0	0	1	0-0	0	1	0	0-0	.894
1980	.500	3	12	5	6	1	0	1	2	0-0	1	2	0	0-0	1.000
TOT.	.296	7	27	6	8	1	0	1	3	0-0	1	3	0	0-0	

World Series Statistics

	avg	g	ab	r	h	2b	3b	hr	bi	sb-cs	bb	so	fa
1981	.143		2	7	0	1	0	0	0	0-0	1	1	.900

Jeff Gray

Pitcher
6'1", 185, So.
Miami, Florida




Earned a 3-1 mark in 10 appearances freshman season...struckout 21 batters while walking only 10...earned victory in Seminole-Clemson sweep...excellent summer season, recording a 9-1 mark and a 1.57 ERA for Florida State Summer League...tireless worker with excellent control...major: management...born 4/10/62.

Regular Season

	w-l	era	app	gs	cg	ip	h	r	er	bb	so
1981	3-1	4.00	10	4	0	36.0	40	25	16	10	21

Danny Griffin

Infield
5'10", 170, Fr.
Valparaiso, Florida




Local product playing at Niceville High School...all-time Florida prep homerun hitting leader with 27 in three seasons...lifetime batting average of .434 at Niceville...swipped 55 bases without being caught...MVP 1980 and 1981... 1980 and 1981 outstanding player...all-district team member...major: art...born 10/1/63

Niceville High School

Steve Gelmine

Pitcher
6'0", 175, Fr.
New Providence, Rhode Island




Blue-chip high school athlete...all-area, all-conference, all-county, all-metro and all-state selection in high school...7-1 record with a 0.83 ERA and 93 strikeouts in 56 innings senior season...13th round draft selection by Cleveland Indians...major: business administration... born 4/25/63

New Providence High School

Steve Givens

Outfield
6'0", 170, Jr.
Tallahassee, Florida




Should see playing time in the outfield this season for FSU...led Florida State summer league in batting with a .427 average...member George Wallace Community College Georgia State Championship team...local Tallahassee Godby product...one of the most improved hitters on the team...major: criminology...born 4/10/60

George Wallace Community College

Jay Keeler

Pitcher
6'1", 175, Sr.
Miami, Florida



Top relief pitcher for FSU last season, but should see work in a starting role in 1982...led staff in saves with seven...first on the team in 1981 in strikeouts (51) and third in ERA (3.45)... first on the team in appearances setting a school mark with 32...tied FSU mark for relief appearances (29) in a season...drafted three times professionally—twice by the Cardinals and in 1981 by the Mets in the seventh round, but decided to remain at FSU to earn degree...major: physical education...born 5/23/59

	w-l	era	app	gs	cg	ip	h	r	er	bb	so
1981	6-5	3.45	32	3	0	75.2	73	39	29	51	49
1980	2-1	4.24	5	3	1	19.1	17	14	9	12	10
TOT	8-6	3.60	37	6	1	95.0	90	53	38	63	59

Metro Tournament


	w-l	era	app	gs	cg	ip	h	r	er	bb	so
1981	1-0	5.87	2	0	0	7.2	6	4	4	2	1

Regional Tournament

	w-l	era	app	gs	cg	ip	h	r	er	bb	so
1981	1-0	0.00	2	0	0	4.1	2	3	0	4	2

Mark Lacy

First Base
6'3", 230, Sr.
Clearwater, Florida



Will start at first base for the Tribe in 1982...one of the top hitters on the squad...19 game hitting streak tied an FSU mark in 1981...gained eligibility late last season and finished second on the team in batting (.348)...finished third on the team in homeruns (12) and fifth in RBIs (46)... nicknamed doctor...only senior in starting infield...should provide leadership for the young squad...major: management...born 3/1/60


Regular Season															
	avg	g	ab	r	h	2b	3b	hr	bi	sb-cs	bb	so	hp	s-sf	fa
1981	.348	54	184	38	64	14	1	12	46	0-2	24	32	1	1-2	1.000

Metro Tournament															
	avg	g	ab	r	h	2b	3b	hr	bi	sb-cs	bb	so	hp	s-sf	fa
1981	.217		6	23	2	5	1	0	1	6	0-0	1	4		---

Regional Tournament															
	avg	g	ab	r	h	2b	3b	hr	bi	sb-cs	bb	so	hp	s-sf	fa
1981	.312	4	16	2	5	3	0	1	5	0-0	0	3	0	0-0	.000

Jeff A. Ledbetter


Pitcher
6'4", 205, So.
Clearwater, Florida



Earned all-state honors in football, baseball and basketball at prep level...originally signed a football scholarship with the Tribe...two time all-district selection...appeared seven times earning a 2-1 mark with Florida State Summer League...has shown great improvement and should make a contribution his first year... major: business...born 9/12/62

David Ledbetter

Pitcher
6'5", 210, Jr.
Largo, Florida




Fourth round selection of the Baltimore Orioles in 1981...former all-division player at Chipola Junior College...batted .310 for Florida State Summer League and earned a 2-1 mark and 1.80 ERA on the mound...brother of Seminole RBI king Jeff Ledbetter...counted on heavily to produce on the mound...had outstanding Junior College State Tournament... major: physical education...born 10/11/61

Chipola Junior College

Bart Mitchell

Second Base
5'4", 125, Fr.
Tallahassee, Florida




Batted .367 his senior season at Tallahassee Lincoln High School...swiped 24 bases in 24 attempts...scored a team high 34 runs...338 average with 42 runs and 37 stolen bases in American Legion ball...all-big bend baseball selection...MVP at West Nassau Invitational Tourney...Stephen Hillard Memorial Award recipient honoring the player with the most leadership and competitive spirit...major: undecided...born 10/9/63

Lincoln High School

Todd Morgan

Pitcher
6'1", 190, Fr.
Church Road, Virginia




All-region 1980 and 1981...top hurler earning pitching award 1980, 1981...helped Dinwiddle High School to central region crown with a 9-1 record and a 0.56 ERA...recorded 123 KO's in 72 innings including 21 strike-outs in a seven inning outing...90 miles an hour fastball and hard curve...No. 1 prospect in Virginia in 1981... major: business...born 9/8/63

Dinwiddle High School

Tim Phillips

Pitcher
5'11", 165, Sr.
Tallahassee, Florida



Most pleasant surprise on the pitching staff in 1981...lowest ERA on staff with a 2.83 mark last season...earned FSU win vs. Minnesota in 1981 South regional...excellent control pitcher utilizing a good curve and sinker...pitched eight scoreless innings vs. Miami in regular season... local Tallahassee Godby product...counted on heavily if FSU is to be successful...major: physical education...born 10/8/59

Regular Season

	w-l	era	app	gs	cg	ip	h	r	er	bb	so
1981	5-2	2.83	17	8	1	73.2	76	31	23	36	47
1980	1-0	2.36	10	0	0	19.0	20	12	5	5	12
TOT	6-2	2.72	27	8	1	92.2	96	43	28	41	59

Metro Tournament


	w-l	era	app	gs	cg	ip	h	r	er	bo	so
1981	0-1	18.00	1	1	0	2.0	6	4	4	2	1
1980	0-0	0.00	3	0	0	7.2	5	1	0	0	5
TOT	0-1	3.72	3	1	0	9.2	11	5	4	2	6

Regional Tournament

	w-l	era	app	gs	cg	ip	h	r	er	bb	so
1981	0-0	2.72	1	1	0	6.2	4	2	2	6	8

David Rhino

Outfield
6'1", 175, Fr.
Atlanta, Georgia




Used primarily as a pitcher at Henderson High School in Atlanta...pitched a no hitter and a one hitter his senior season...struckout 25 in 12 innings in junior year...11-2 with 114 strikeouts as a junior and 8-0 as a sophomore...batted over .470 at Henderson...MVP Braves 400 club... Top 25 football prospect in Georgia...football background with Dad and three brothers all having played college football...batted .400 for Florida State Summer League...drafted by San Francisco Giants...converted to outfield at FSU showing great improvement in new position...major: undecided...born 12/14/63

Henderson High School

Matt Robinson

Second Base
5'9", 145, Jr.
Tallahassee, Florida




George Wallace Community College transfer... played on Georgia Junior College State Championship team that finished in the runner-up spot in regionals...utilizes quick reflexes and great hands to turn the double play...Tallahassee Godby product...could earn a starting spot at second base...former walk-on...major: physical education...born 3/9/60

George Wallace Community College

Jamey Shouppe

Outfield/Pitcher
 5'10", 170, Sr.
 Chattahoochee, Florida




Top lefthanded relief pitcher on FSU staff...tied FSU mark for relief appearances (29)...one of the hardest throwers on the team...47 strikeouts in 44 innings...versatile athlete with the ability to play the outfield...all-conference and all-state at George Wallace Community college...batted .351 with a 2-1 mark for Florida State Summer League...second on teams in saves with six...great competitor and will be No. 1 man out of bullpen...major: physical education...born 10/7/60

Regular Season											
	w-l	era	app	gs	cg	ip	h	r	er	bb	so
1981	3-1	4.47	29	0	0	44.1	52	30	22	11	47
Metro Tournament											
	w-l	era	app	gs	cg	ip	h	r	er	bo	so
1981	0-0	0.00	2	0	0	4.1	2	0	0	1	3
Regional Tournament											
	w-l	era	app	gs	cg	ip	h	r	er	bb	so
1981	0-0	6.42	2	0	0	5.2	7	4	4	1	1

David Smalley

Pitcher
6'1", 180, Jr.
Ft. Lauderdale, Florida



Earned a 6-1 mark in 18 appearances in 1981... used primarily in long relief and in a starting role...top performance came at South Carolina hurling 4 1/3 scoreless innings in an FSU win...earned Florida State Metro clinching win in Conference tournament second consecutive year...good fastball and excellent curve... should see much action in 1982...pitched summer ball in Kansas League...major: business... born 8/16/61

Regular Season

	w-l	era	app	gs	cg	ip	h	r	er	bb	so
1981	6-1	4.55	18	3	0	61.1	64	41	31	34	37
1980	1-0	5.97	12	4	0	24.1	20	19	16	25	32
TOT	7-1	4.94	30	7	0	85.2	84	60	47	59	69

Metro Tournament

	w-l	era	app	gs	cg	ip	h	r	er	bb	so
1981	1-0	2.00	2	0	0	9.0	8	2	2	4	4
1980	1-0	0.00	2	0	0	2.0	1	0	0	3	4
TOT	2-0	1.64	4	0	0	11.0	9	2	2	7	8

Regional Tournament


	w-l	era	app	gs	cg	ip	h	r	er	bb	so
1981	0-1	11.99	1	0	0	3	4	5	4	2	0
1980	0-0	59.90	1	0	0	.1	2	2	2	1	0
TOT	0-1	16.36	2	0	0	3.1	6	7	6	3	0

World Series

	w-l	era	app	gs	cg	ip	h	r	er	bb	so
1981	0-0	0.00	1	0	0	3.0	0	0	0	0	2

Allen Swindle

Pitcher
6'2", 190, Sr.
Clewiston, Florida



Recorded a 5-2 mark with 37 strikeouts in 40 innings...earned shutout win vs. South Florida in 1981...increased work from one inning in 1980 to 40 in 1981...3-1 mark and a 1.48 ERA for Florida State Summer League...major: physical education...born 11/28/59

Regular Season

	w-l	era	app	gs	cg	ip	h	r	er	bb	so
1981	5-2	4.69	10	9	1	40.1	49	22	21	17	37
1980	0-0	0.00	1	0	0	1.0	0	0	0	0	2
TOT	5-2	4.57	11	9	1	41.1	49	22	21	17	39

Metro Tournament


	w-l	era	app	gs	cg	ip	h	r	er	bb	so
1981	0-0	9.00	2	2	0	3.0	5	3	3	4	2

Regional Tournament

	w-l	era	app	gs	cg	ip	h	r	er	bb	so
1981	0-1	9.00	1	1	0	3.0	6	3	3	2	3

Bruce Tanner

Pitcher
6'3", 200, Fr.
New Castle, Pennsylvania




Returns to the Tribe after recovering from knee surgery...making transition from catcher to the mound...drafted out of high school by the Chicago Cubs...former Tri-County MVP... son of Pittsburgh Pirate manager Chuck Tanner...excellent sinker...should see much action this season...major: business...born 12/9/61.

NESHANNOCK HIGH SCHOOL

Mike Yastrzemski

Right Field
 5'10", 165, Jr.
 Highland Beach, Florida



Has started since freshman year in right field for the Tribe...All-Metro tournament team two consecutive years...All-Regional team 1980 and '81...South Regional MVP as a freshman...belted two homeruns vs. Western Kentucky in 1980 South Regional tying a tournament mark... good defensive outfielder with better than average arm...son of baseball immortal Carl Yaz...ESPN Amateur Athlete of the Week Selection...major: accounting...born 8/16/61

Regular Season

	avg	g	ab	r	h	2b	3b	hr	bi	sb-cs	bb	so	hp	s-sf	fa
1981	.304	77	263	57	80	17	3	10	53	5-4	36	18	0	1-1	.948
1980	.303	60	185	47	56	12	2	9	54	8-1	36	21	1	2-3	.940
TOT.	.303	137	448	104	136	29	5	19	107	13-5	72	39	1	3-4	.945

Metro Tournament

	avg	g	ab	r	h	2b	3b	hr	bi	sb-cs	bb	so	fa
1981	.444	6	18	5	8	2	0	1	7	0-0	6	0	.929
1980	.320	6	25	6	8	2	0	1	7	0-0	2	4	.923
TOT.	.372	12	43	11	16	4	0	2	14	0-0	8	4	.926


Regional Tournament

	avg	g	ab	r	h	2b	3b	hr	bi	sb-cs	bb	so	hp	s-sf	fa
1981	.437	4	16	4	7	1	2	1	3	0-0	0	0	0	0-1	1.000
1980	.333	3	12	4	4	0	0	2	5	0-0	4	1	0	0-1	1.000
TOT.	.392	7	28	8	11	1	2	3	8	0-0	4	1	0	0-2	1.000

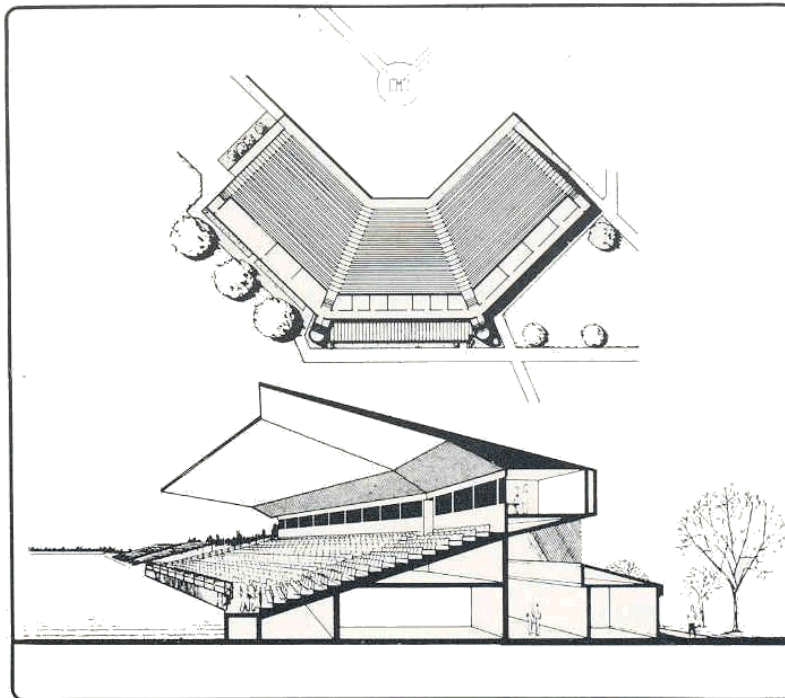
World Series

	avg.	g	ab	r	h	2b	3b	hr	bi	sb-cs	bb	so	fa
1980	.125	2	8	1	1	0	0	0	2	0-0	1	0	1.000

Seminole Field



Located in the heart of the Florida State campus, Seminole Field is one of the south's outstanding baseball parks. With seating capacity of over 4,000, the park features medal hylade 1500 watt lights, a major league scoreboard and an eight foot wall surrounding the stadium. The outfield wall measures 321 feet to right, 411 to center and 340 to left. There are two eight foot batting circles and a new cardinal 180' x 180' tarp. For additional games and practice, two diamonds are adjacent to Seminole Field along with a batting cage.



At the conclusion of the 1982 season one million dollars of renovations will begin on Seminole Field making it one of the top parks, collegiate or otherwise, in the entire nation. Improvements include construction of locker room facilities for home and visiting teams, and a lounge for guests. Additional storage, improved restroom and concession facilities, upgrading the right field bleachers and a 2,000 seat covered grandstand with an enclosed press box are also slated for completion prior to the 1983 season.

1982 FLORIDA STATE

ALPHABETICAL ROSTER

No.	Name	Pos.	B-T	Age	Ht.	Wt.	Cl.
29	Alexander, Bobby	P	L	18	6'3"	190	Fr.
21	Ashford, Bill	C	R-R	19	5'11"	185	Jr.
1	Barineau, Mark	SS	R-R	19	5'10"	165	So.
39	Cawthon, Chris	OF	L-R	21	6'5"	215	Sr.
3	Cohen, Hal	OF	R-R	22	5'9"	165	Sr.
19	Dodge, Kevin	P	R	19	6'1"	180	So.
5	Dowell, Danny	C	R-R	20	6'0"	180	Jr.
30	Ferraro, Carl	P	L	19	6'0"	175	So.
12	Figueredo, Rick	3B	R-R	21	5'11"	175	Jr.
45	Gelmine, Steve	P	L	18	6'0"	175	Fr.
9	Givens, Steve	OF	L-R	21	6'0"	170	Jr.
27	Gray, Jeff	P	R	19	6'1"	185	So.
20	Griffin, Danny	SS	R-R	19	5'10"	165	Fr.
14	Jones, Jimmy	C	L-R	19	6'0"	175	Fr.
43	Keeler, Jay	P	R	22	6'1"	175	Sr.
26	Lacy, Mark	1B	R-R	21	6'3"	210	Sr.
23	Ledbetter, David	P-1B	R-R	20	6'5"	210	Jr.
2	Ledbetter, Jeff A.	P	R	20	6'4"	205	So.
6	Ledbetter, Jeff S.	P-OF	L-L	21	6'3"	210	Sr.
47	Levy, Loren	C	R-R	19	6'0"	180	So.
7	Lewis, Greg	C	L-R	19	6'0"	175	Fr.
4	Mitchell, Bart	OF-2B	R-R	18	5'5"	130	Fr.
13	Morgan, Todd	P	L	18	6'1"	190	Fr.
44	Phillips, Tim	P	R	22	5'11"	165	Sr.
10	Rhino, David	OF	R-R	19	6'1"	175	Fr.
18	Robinson, Matt	2B	L-R	21	5'9"	145	Jr.
42	Sailor, Tom	OF	L-L	21	5'11"	185	Jr.
25	Shouppe, Jamey	P	L-L	21	5'10"	170	Sr.
46	Smalley, David	P	L	20	6'1"	180	Jr.
34	Snyder, Tom	C-1B	L-R	18	6'3"	195	Fr.
32	Swindle, Allen	P	L	22	6'2"	190	Sr.
15	Tanner, Bruce	P	L-R	20	6'3"	205	So.
8	Yastrzemski, Mike	OF	S-R	20	5'10"	165	Jr.

COACHES

11 Mike Martin
22 Randy Gailey
33 Mike McLeod
17 Joe McFarland
24 David Fannin

TRAINER

Chris Arrigo

STATE BASEBALL

ER

NUMERICAL ROSTER

Cl.	Hometown	No.	Name	Pos.
Fr.	Balto, Md.	1	Mark Barineau	SS
Jr.	Thiells, N.J.	2	Jeff A. Ledbetter	P
So.	Tallahassee	3	Hal Cohen	OF
Sr.	Atlanta, Ga.	4	Bart Mitchell	OF
Sr.	Augusta, Ga.	5	Danny Dowell	C
So.	Miami	6	Jeff S. Ledbetter	P-OF
Jr.	Tampa	7	Greg Lewis	C
So.	Tampa	8	Mike Yastrzemski	OF
Jr.	Tampa	9	Steve Givens	OF
Fr.	New Providence, N.J.	10	David Rhino	OF
Jr.	Tallahassee	12	Rick Figueredo	3B
So.	Miami	13	Todd Morgan	P
Fr.	Valparaiso	14	Jimmy Jones	C
Fr.	Langley AFB, Va.	15	Bruce Tanner	P
Sr.	Miami	18	Matt Robinson	2B
Sr.	Clearwater	19	Kevin Dodge	P
Jr.	Largo	20	Danny Griffin	SS
So.	Clearwater	21	Bill Ashford	C
Sr.	Largo	23	David Ledbetter	P-1B
So.	Tallahassee	25	Jamey Shouppe	P
Fr.	Basking Ridge, N.J.	26	Mark Lacy	1B
Fr.	Tallahassee	27	Jeff Gray	P
Fr.	Church Road, Va.	29	Bobby Alexander	P
Sr.	Tallahassee	30	Carl Ferraro	P
Fr.	Atlanta, Ga.	32	Allen Swindle	P
Jr.	Tallahassee	34	Tom Synder	C-1B
Jr.	Cinnaminson, N.J.	39	Chris Cawthon	OF
Sr.	Chattahoochee	42	Tom Sailor	C-1B
Jr.	Ft. Lauderdale	43	Jay Keeler	P
Fr.	Tampa	44	Tim Phillips	P
Sr.	Clewiston	45	Steve Gelmine	P
So.	New Castle, Pa.	46	David Smalley	P
Jr.	Highland Beach	47	Loren Levy	C

Metro Conference

Seven years ago the Metropolitan Athletic Conference was the new kid on the collegiate sports block. Now, simply known as the Metro to its fans and boasting the 1980 NCAA basketball champion Louisville Cardinals, it is recognized as one of the nation's top athletic conferences.

The Metro Conference was formed in 1975 under the direction of Commissioner Larry Albus, with Cincinnati, Georgia Tech, Louisville, Memphis State, St. Louis and Tulane as charter members. Florida State joined the Conference in 1976, and when Georgia Tech resigned its Metro membership in 1978, the league wasted no time adding Virginia Tech as its seventh member.

The Conference was formed primarily as a basketball league but is also recognized for its baseball excellence. Metro member Florida State advanced to the 1980 College World Series, and this season the Seminoles will face Metro foes Tulane, Virginia Tech and Memphis State during the regular season to give the Conference a unique national appeal. In 1978 the Metro received an automatic bid to the NCAA South Regional and that practice has continued since.

In the 1981 post season tournament, Florida State captured its second consecutive crown defeating Tulane 15-5 in the championship game. It was the second time FSU had come out of the losers bracket to claim the title and the third Seminole crown in six seasons. The final games were viewed throughout the country on ESPN television.

Previous conference champions have been Florida State (1980), Tulane (1979), Memphis State (1978), Florida State (1977) and Memphis State (1976).

Two teams from the Metro advanced to the NCAA tournament—Florida State with its automatic bid to the South Regional and Memphis State which was invited to Columbia, South Carolina for the East Regional.

Head coach Mike Martin will again have a chance to show off the fine Florida State facilities this spring when the Seminoles host the 1982 Spring Sports Championship. Athletes from all seven league schools will gather in Tallahassee in May to compete in golf, track and field and baseball. Also included in the gala weekend are hot air balloon races and a frisbee toss.

1981 Championship (Tallahassee, Fla.)

FLORIDA STATE	363	100	011	15	18	0
TULANE	301	010	000	5	10	1

Swindle, SMALLEY (2), Shoupe (6) and Ramsey; FITCH, Migliore (3) and Morse.

1980 Championship (Tallahassee, Fla.)

FLORIDA STATE	215	111	000	11	13	2
MEMPHIS STATE	000	013	030	7	12	2

FISCHER, Smalley (8) and Ramsey; LITANO, Williamson (3) and Webster.

1979 Championship (Tallahassee, Fla.)

FLORIDA STATE	000	020	000	2	7	1
TULANE	002	200	100	5	10	3

HOLLOWAY, Smith (9) and Ramsey; FRANCINQUES and Morse.

1978 Championship (Tallahassee, Fla.)

FLORIDA STATE	010	000	206	9	10	0
MEMPHIS STATE	102	000	223	10	13	1

Riley, Fischer (7), Brooks (7), JONES (8), and McDonalds; Thetford, Lea (7), Gilbert (8), BRESHEARS (9), and Webster.

**1977 Championship
(Tallahassee, Fla.)**

FLORIDA STATE	520	002	100	11	12	1
TULANE	000	001	000	1	4	2

CAREY and Kennedy; BUTERA, Francinques (3), Herbert (6), Barnett (7), Falk (7), and Maher.

**1976 Championship
(Memphis, Tenn.)**

TULANE	000	100	000	1	6	1
MEMPHIS STATE	132	103	14x	15	17	0

DEGROUTTOLLA, Butera (2), Snell (4), and Gaudel; LEE and Mitchell.



1981 Metro Conference All-Tournament Baseball Team

OUTFIELDERS

Mike Fuentes, Florida State
Mike Yastrzemski, Florida State
Karl Scheuermann, Tulane
Joe Licata, Florida State

INFIELDERS

Billy Vogt, Tulane
Jeff Ledbetter, Florida State
Franklin Stubbs, Virginia Tech
Lionel Martinez, Florida State
Don DeLoach, Florida State

PITCHERS

Rick Hatcher, Florida State
Billy Kampen, Tulane

CATCHERS

Craig Ramsey, Florida State
Richard Webster, Memphis State

DEIGNATED HITTER

Andy Aldrich, Virginia Tech

MOST OUTSTANDING PLAYER

Mike Fuentes, Florida State

**OUTSTANDING SPRING
SPORT ATHLETES**

BASEBALL: Mike Fuentes, Florida State
TRACK: Terron Wright, Memphis State
GOLF: Paul Azinger, Florida State
TENNIS:

Men, Marco Abilhoa, Florida State
Women, Suzanne Doumar,
Florida State

**OUTSTANDING SPRING
SPORTS ATHLETE**

Terron Wright, Memphis State

A Pipeline To The Pros

Perhaps no institution in America has provided a pipeline to professional baseball like Florida State. A total of 73 Seminoles have inked pro contracts in 14 seasons. In 1981, seven Seminoles were selected in the professional draft with five electing to sign. Already former FSU players Mike Fuentes and Rick Hatcher have advanced to AA ball. Sixteen FSU players have played in the major leagues since 1958.

Over 20 players are still active in the professional ranks and six finished last season in the major leagues. San Diego Padre catcher and former FSU All-America Terry Kennedy was the key player in a 10-man deal involving San Diego and St. Louis. Former FSU mentor Dick Howser rejoined the professional ranks and quickly took Kansas City to the American League Western Division crown. Other active players are John Grubb, Rick Langford, Craig Skok, Juan Bonilla and Woody Woodward.

In 1981, Clem Freeman, Fuentes, Hatcher, Joe Licata and Ed Schneider all signed major league contracts. Current Seminoles Bob Alexander, Steve Gelmine, Danny Griffin, Jay Keeler, David Ledbetter, Jeff Ledbetter, Todd Morgan and David Rhino were all drafted professionally but elected to sign with FSU.

Florida State's biggest year for signees was 1977 when 11 Seminoles inked pro contracts. Florida State has long been known as a hotbed for aspiring talent and pro scouts recommend the Tallahassee campus as an excellent place for additional seasoning. A large contingent of scouts see every Florida State game.



Howser was Florida State's first major leaguer when he broke in with Kansas City in 1961. He made an immediate impression winning the American League Rookie of the Year Award that season. Howser, Grubb and Kennedy have all played in a major league All-Star Game—Howser in 1961, Grubb in 1974 and Kennedy in 1981. Woodward, a 1964 graduate and former skipper is the Assistant General Manager of the Cincinnati Reds organization, and has played along with 1973 graduate Rick Langford in a World Series.

Seminoles In The Pros

The following former Seminoles have played in the major leagues or have signed major league contracts.

Currently Active

Name	Affiliation	Name	Affiliation
Gene Ammann	Milwaukee	Dave Moates	Texas
Randy Brown	California	Danny O'Brien	St. Louis
Ron Cash	Detroit	Pat Osburn	Cincinnati
John Grubb	Cleveland	Mac Scarce	Philadelphia
Dick Howser	Kansas City	Craig Sholey	Boston
Terry Kennedy	San Diego	Ken Suarez	Texas
Jim Lyttle	Montreal	Woody Woodward	Cincinnati
Rick Langford	Oakland	Bill Zeigler	Texas
1981		1973	
Mike Fuentes	Montreal Expos	John Librandi	Pittsburgh
Clem Freeman	Cincinnati Reds	Rick Coizie	Cincinnati
Rick Hatcher	Atlanta Braves	Roger Smith	California
Joe Licata	New York Mets	Rick Snyder	Minnesota
Ed Schneider	Toronto Bluejays	Rick Langford	Kansas City
1980		1972	
Ken Smith	N.Y. Yankees	Dave Nichols	Minnesota
Jim Weaver	Minn. Twins	Dan Roatche	Boston
		Herb Sikes	St. Louis
1979		1971	
Craig Patterson	Kansas City	Ron Cash	Detroit
Joe Nichols	Montreal	Al Cleveland	Detroit
Rick Holloway	Oakland	Greg Gromek	Detroit
		Mike Leber	Boston
		Harry Saferight	Philadelphia
		Mac Scarce	Philadelphia
1978		1970	
Blane McDonald	Atlanta	Gene Ammann	Milwaukee
Mark Gilbert	Chicago Cubs	John Grubb	San Diego
Brooks Carey	Baltimore	Tom Henson	Cincinnati
Bob Benda	Detroit	Dick Nichols	Boston
		Mike Slade	Texas
		Pat Osburn	Cincinnati
1977		1969	
Guillermo Bonilla	Cleveland	Mike Easom	Montreal
Ben Curry	Cleveland	Jim Gurzynski	Los Angeles
Larry Jones	Baltimore	Chuck Hines	Pittsburgh
Terry Kennedy	St. Louis	Jeff Hogan	Detroit
Carlos Lezcano	Chicago Cubs	George Lott	Montreal
Jim McArchie	Cincinnati	Dave Moates	Texas
Rick McGlone	Kansas City	Craig Skok	Boston
Mike McLeod	N.Y. Yankees	Dick Gold	Cubs
Jackie Smith	Chi. White Sox	Chuck Cone	San Diego
Joe Hicks	Chicago Cubs		
1976		1968	
Craig Eaton	Kansas City	Tom Cook	Oakland
Jeff Hardy	Chicago Cubs	Steve Mastin	Oakland
Bob Mayer	Cincinnati	Wayne Vincent	Seattle
		LaDon Boyd	Oakland
1975		1966	
Jim Busby	Pittsburgh	Jim Lyttle	N.Y. Yankees
Randy Davidson	Cincinnati	Gary Sprague	Cleveland
Danny O'Brien	St. Louis	Eddie Howell	Kan. City A's
Larry Rothschild	Cincinnati	Dick Fernandez	Kan. City A's
Steve Tebbetts	California	Randy Brown	California
		Pete Sarron	Cleveland
		Mike Martin	New York Mets
		Maury Hopkins	New York Mets

He's a hit

Baseball Federation picks ex-Seminole Fuentes as the year's best

When Florida State outfielder Mike Fuentes signed with the Montreal Expos in the second round last season, it completed one of top careers ever by an FSU player.

Originally cut as a walk-on, head coach Mike Martin invited Fuentes back one season later and he was to rewrite the Seminole record book. Fuentes will probably be remembered best for breaking Atlanta Braves Bob Horner's collegiate homerun record, but that only begins the story. In three seasons Fuentes had either tied or broken:

GAMES PLAYED

Season—78, 1981

AT BATS

Season—300, 1981

RUNS SCORED

Season—92, 1981

Career—244, 1978-81

HITS

Season—106, 1981

Career—281, 1978-81

Consecutive Hits—8, 1980

HOMERUNS

Season—**27, 1981

Career—*64, 1978-81

TOTAL BASES

Season—197, 1981

Career—**521, 1978-81

RUNS BATTED IN

Career—234, 1978-81

Game—9, 1979

*NCAA Record

**Second in NCAA



Mike Fuentes, a one-time walk-on who slugged his way to fame at FSU, now is in the national spotlight.

	avg	g	ab	r	h	2b	3b	hr	bi	sb-cs	bb	so	hp	s-sf	fa
1981	.353	78	300	92	106	10	0	27	83	22-4	53	45	2	0-5	.994
1980	.408	61	233	84	95	12	3	21	79	9-5	46	34	2	0-5	.972
1979	.366	61	213	63	78	13	3	16	20	23-0	43	46	1	1-5	.973
1978	.333	8	6	5	2	1	0	0	2	0-0	3	1	1	0-0	1.000
TOT.	.373	208	752	244	281	36	6	64	184	54-9	145	126	6	1-15	.983

This Is Florida State

Florida State University—the home of more than 20,000 Seminoles—has a campus that starts at the top of one of Tallahassee's famed seven hills, and rolls gently downward and westward across 340-odd acres of pines, palms and pecan trees.

From the Gothic towers of Wescott at the eastern entrance to the campus, to the modern glass and steel structures of its Science Complex to the west, Florida State University has moved forward in time and growth more rapidly than many of its newer counterparts in the State University System. Its enrollment has quadrupled since it became coeducational in 1947, following nearly half a century as the Florida State College for Women.

Today, its 14 schools and colleges are spread through \$150 million worth of buildings, its annual budget exceeds \$100 million and it attracts more than \$18 million a year in research contracts and grants. Students can pick and choose from more than 100 career options, offered in arts and sciences, business, communication, criminology, dance, education, home economics, law, library science, music, nursing, social sciences, social work, theatre and visual arts programs.

The location of FSU in the Capital City of Florida offers unusual opportunities for study and research in the social and policy sciences, and an optimum environment for internships and on-the-job learning experiences for students in many fields of study.

A city within a city, Florida State has 1,200 faculty members, more than 6,000 additional employees and a construction program that exceeds \$50 million.





Dr. Bernard F. Sliger

President

Today, his openness, accessibility, easy-going manner and loyalty to all aspects of Florida State University have made Dr. Bernard F. Sliger one of the most popular presidents in University history.

"Bernie," as he is known to his friends believes a great university such as Florida State should be a source of the education of the total person—providing the best academic facilities and faculty possible and having the best athletic facilities, staff and players available.

"Although studying is the most important factor in students' lives, they need an outlet for their energies. Athletics provides that outlet," Dr. Sliger said. "The athletic program at Florida State University is a means of identification for Florida State and a rallying point for anyone connected in any way with the University, in addition to being an important source of outside giving."

Whereas some universities earmark all athletic funds for strictly athletic purposes, President Sliger holds different views for Florida State. In recent years, Dr. Sliger has channeled a portion of the scholarship funds received through athletics directly into the fund used to attract National Merit Scholars to Florida State. Also under his leadership, the Athletic Department has contributed \$200,000 in the past two years to a special fund for academic emphasis.

In addition, private funds contributed to the "Presidents Club," previously used solely for the president, now are used exclusively for academics.

President Sliger earned his B.A., M.A. and Ph.D. in economics at Michigan State.

He is the author of a text on "Public Finance," presently used in a number of colleges and universities.

Dr. Sliger was executive director of the Louisiana Coordinating Council for Higher Education and, Administrator at Louisiana State University. He joined the administrative team at Florida State in 1972 as executive vice president.

On June 10, 1977, Dr. Bernard F. Sliger officially became Florida State University's 10th president.

Dr. Sliger and his wife, Greta, have two sons and two daughters, Paul, Sten, Nan and Greta.

C.W. "Hootie" Ingram

Athletic Director

C.W. "Hootie" Ingram is in his second year as Florida State's athletic director. He came to the post on January 16, 1981, after serving as associate commissioner of the Southeastern Conference.

Ingram brought to the position an outstanding reputation as an athletic administrator.

Ingram's former boss, SEC Commissioner Boyd McWhorter, praised the appointment.

"While I regret the fact that he is leaving, I am most pleased and proud for him to have been appointed to this new, prestigious position," McWhorter said. "He has performed all his duties as a member of the commissioner's staff in an outstanding manner and he has gained a national reputation for being one of the most knowledgeable and dedicated administrators in intercollegiate athletics."

A native of Tuscaloosa, Ala., the home of the University of Alabama, Ingram played football for the Crimson Tide from 1951 through 1954. He was All-SEC as a sophomore when he led the nation in pass interceptions. The '53 Alabama team played in the Orange Bowl and the '54 squad in the Cotton Bowl. Ingram also lettered for the Tide in baseball as an infielder.

After an Army stint, Ingram turned to coaching. He started as an assistant at Bradenton (Fla.) Manatee High School and was later head coach at Tuscaloosa High School for three years.

He later moved into college coaching and had stops at Wake Forest, Virginia Tech, Georgia and Arkansas as an assistant. His only college football head coaching assignment began in 1970 when he succeeded the veteran Frank Howard as head coach at Clemson. Three years later he joined the SEC as assistant commissioner.

During his tenure with the SEC, his duties included supervising football and basketball officials, rules interpretations and eligibility.

Ingram and his wife, Toni, have two daughters, Robin and Lane and a son Cecil.



Bob Goin

Assistant Athletic Director

Bob Goin is the newest member of the Florida State athletic staff. He took over as assistant athletic director on July 1, after serving as athletic director at California (Pa.) State College since 1979.

Goin comes to FSU with a background in both coaching and athletic administration.

Prior to taking the California State post, he was assistant director of athletics at West Virginia. Between 1960 and 1976 he served in various capacities at Bethany (W. Va.) College. Included among his Bethany duties were coaching responsibilities in football, basketball and baseball.

Immediately prior to moving to West Virginia, Goin served Bethany as associate professor and chairman of physical education and athletics. That assignment lasted for four years (1972-76). Goin was Bethany's head football coach between 1963 and 1972.

Goin, who received a bachelor's degree from Bethany (1959) and master's at West Virginia (1962), is married and the father of four children.



Claude Thigpen

Assistant to the Director


Claude Thigpen has been a member of the Florida State athletic department staff for 26 years. He has been in his present position as assistant to the athletic director since 1978.

Prior to taking his present role in the athletic department, Thigpen served as athletic business manager, accountant and ticket manager for the Seminoles.

He currently supervises the entire ticket operation in all sports and is responsible for game day operations of all sports. He coordinates season ticket drives for football, basketball and baseball, in addition, Thigpen is responsible for the athletic department courtesy car program.

In the fall, Thigpen took on the added duties of supervising the travel for the Florida State football team and its official party. This includes making hotel and airplane reservations for the group of 100 traveling with the Tribe.

Thigpen, a native of Greenville, Fla., is married to the former Carleen Lindley.



Larry Pendleton

Assistant to the Director

Larry Pendleton, a member of the Seminole athletic family since 1973, is serving as assistant to the athletic director. He had previously been the academic advisor.


Pendleton's present role covers many areas within the athletic department. He is responsible for maintaining and scheduling of all the facilities in the athletic complex. Any building projects will be coordinated and supervised by Pendleton.

His duties also include scheduling for the basketball team and aiding the coaching staff with its travel arrangements during the season. He is also responsible for management of the athletic department insurance programs.

Pendleton is in his seventh year as a member of the Seminole staff. He returned to his alma mater in 1973 as a graduate assistant football coach and spent the '74 season as an assistant coach.

During 1975 and 76 he served solely as the academic advisor for the football squad. Those duties were expanded to include all athletes in 1977.

A native of Winter Garden, Fla., Pendleton played linebacker and offensive guard for the Seminoles. He twice was selected to the Florida all-star team while starting 33 consecutive games.



The Records

Through The Years

Yr	Coach	Captain	W	L	T	Runs	Opp	BA	Opp
1948	Charlie Armstrong	Ron Nettles	9	9	0	101	121		
1949	Charlie Armstrong	Sam Cox	11	8	0	126	103		
1950	Charlie Armstrong	Bob Trowbridge	11	7	0	122	104		
1951	Charlie Armstrong	Augie Pompelia	13	6	0	161	97	.292	.234
1952	Ralph Matherly	Bob Trowbridge	17	4	0	158	72	.266	.188
1953	Ralph Matherly	Cooter Mills	13	10	1	156	254		
1954	Ralph Matherly	Bob Hudson	13	8	0	164	102	.269	
1955	Danny Litwhiler	Billy Campbell	17	6	0	189	98	.321	
		Bob Hudson							
1956	Danny Litwhiler	Max Long	24	6	0	244	121	.295	
1957	Danny Litwhiler	Carlee Hendrix	22	9	0	232	120	.297	
1958	Danny Litwhiler	Dick Howser	20	7	0	198	104	.295	.208
1959	Danny Litwhiler	Dale Koch	22	11	0	258	166	.282	.231
1960	Danny Litwhiler	Ray Bazzell	13	9	0	183	136	.313	.254
1961	Danny Litwhiler	Frank Davis	21	7	0	203	238	.301	.256
		Jack Dull							
1962	Danny Litwhiler	Ray McShane	23	14	0	254	221	.296	.258
		Bob Madison							
1963	Danny Litwhiler	Al Beccaccio	26	13	0	250	151	.278	.213
1964	Fred Hatfield	Jim Reed	23	13	1	244	171	.273	.247
1965	Fred Hatfield	Gerry Chmielewski	32	11	1	305	179	.281	.253
1966	Fred Hatfield	Dick Fernandez	39	13	0	417	192	.294	.214
1967	Fred Hatfield	Roy Mewbourne	32	14	0	214	155	.234	.220
1964	Fred Hatfield	Chuck Cone	35	6	0	291	120	.284	.215
		Bob Canty							
1969	Jack Stallings	Dick Gold	38	13	1	303	158	.273	.219
		Mike Easom							
1970	Jack Stallings	Dick Nichols	49	9	1	261	144	.277	.186
1971	Jack Stallings	Harry Saferight	41	16	0	341	208	.282	.208
		Ron Cash							
1972	Jack Stallings	Ken Doria	45	23	0	473	325	.291	.251
		Mike Scarce							
1973	Jack Stallings	John Librandi	38	21	0	331	218	.239	.218
		Denny Williams							
1974	Jack Stallings	Randy Davidson	37	25	0	320	269	.268	.232
1975	Woody Woodward	Randy Davidson	49	10	0	371	162	.300	.198
1976	Woody Woodward	Craig Eaton	40	16	0	467	228	.302	.210
1977	Woody Woodward	Larry Jones	37	13	0	459	375	.271	.231
1978	Woody Woodward	Brooks Carey	44	18	0	457	303	.309	.269
		Greg Jones							
1979	Dick Howser	Craig Patterson	43	17	1	494	272	.319	.277
1980	Mike Martin	Don DeLoach	51	12	0	630	306	.377	.281
		Craig Ramsey							
1981	Mike Martin	Mike Fuentes	56	23	0	638	407	.303	.273
		Rick Hatcher							

Coaches' Records

Name	Tenure	Years	Won	Lost	Tie	Pct.
Charlie Armstrong	1948-51	4	44	29	0	.6027
Ralph Matherly	1952-54	3	43	22	1	.6591
Danny Litwhiler	1955-63	9	188	82	0	.6963
Fred Hatfield	1964-68	5	161	57	1	.7374
Jack Stallings	1969-74	6	248	107	3	.6969
Woody Woodward	1975-78	4	170	57	0	.7489
Dick Howser	1979	1	43	17	1	.7049
Mike Martin	1980-81	2	107	35	0	.7535

Seminoles In Championship Play

Florida State has won six championships since 1957 in the region generally considered the toughest overall in the country. The merit of that accomplishment is best noted in the fact that only one other team has been able to win as many as three titles during that period. The Seminoles' 54 victories are the third most recorded in NCAA Championship play and only six teams in the nation can match their half dozen trips to the College World Series.

	App.	Won	Lost	Pct.	1st	2nd	3rd	4th
College World Series	7	8	14	.363	0	1	0	1
East Regional	1	0	2	.000	0	0	0	0*
South Atlantic Regional	1	0	2	.000	0	0	0	1
South Regional	17	46	36	.561	7	3	6	1

*6-team regional

College World Series Scores

1957 Penn State 7, FSU 0 Connecticut 5, FSU 3	1970 FSU 4, Arizona 0 FSU 6, Dartmouth 0 Texas 5, FSU 1 FSU 2, Ohio 0 FSU 11, Texas 2 So. Cal 2, FSU 1 (15 inn.)
1962 FSU 5, Santa Clara 1 FSU 5, Ithaca 4 Michigan 10, FSU 7 Santa Clara 11, FSU 6	1975 E. Michigan 2, FSU 1 (10 inn.) Seton Hall 11, FSU 0
1963 FSU 5, Michigan 2 Arizona 4, FSU 3 (11 inn.) So. Cal. 4, FSU 3	1980 Hawaii 7, FSU 6 Arizona 5, FSU 3
1965 Ohio State 2, FSU 1 FSU 3, Texas 2 St. Louis 5, FSU 3	

Regional Tournament Record

1956 1-2, Third 1957 3-1, First 1958 1-2, Third 1959 2-2, Second 1961 1-2, Third 1962 4-1, First 1963 3-1, First	1965 4-1, First 1966 3-2, Second 1967 1-2, Third 1968 3-2, Second 1970 3-0, First 1972 1-2, Fourth 1975 3-0, First	1976 1-2, Third 1978 0-2, Third 1979 0-2, Fifth 1980 3-0, First 1981 2-2, Third
--	--	---

College World Series Outstanding Player

Gene Ammann pitched two complete games, beating Arizona 4-0 and Texas 11-2. In 18 innings, he gave up eight hits, walked 2 and struck out 18.

CWS All-Tournament Team Selections

Woody Woodward, ss, 1963; Gene Ammann, p, 1970; John Grubb, of, 1970

NCAA Tournament Records

(Florida State has set the following NCAA Tournament records in District or CWS play)

MOST STOLEN BASES — Single Game, 5, Dave Nichols vs. Richmond, 6-2-72, District 3.

MOST RUNS SCORED — Single Game, 5, Bill Westendick vs. Georgia Tech, 6-9-59, District 3 (tied with two others).

MOST TIMES AT BAT, BOTH TEAMS — 102, vs. Southern California, 15 innings, 6-18-70 (USC 52, FSU 50).

MOST STOLEN BASES, TEAM — 10, vs. Richmond, 6-2-72, District 3.

MOST DOUBLES — Single Game, 3, Jeff Hardy vs. Auburn, 5-24-76, South Regional (tied with several others).

MOST HOMERUNS — 2, Mike Yastrzemski, South Regional (FSU 19, W. Kentucky 7), 5-24-80.

MOST DOUBLES, BOTH TEAMS — 8, 4 by Florida State vs. 4 by New Orleans (FSU 10, UNO 8), 5-22-80.

MOST HOMERUNS — 4, Florida State vs. W. Kentucky (FSU 10, W. Kentucky 7), 5-24-80.

MOST HOMERUNS, BOTH TEAMS — 7, 4 by Florida State vs. 3 by W. Kentucky (FSU 19, W. Kentucky 7), 5-24-80.



Summer Baseball

Many Florida State players remain in Tallahassee during the summer months to play for the FSU league team, a semi-pro team managed by assistant coach Randy Gailey. The added playing experience and instruction have been a great asset to the player and the FSU baseball program.

The additional 45-game summer schedule gives returning players and athletes new to the program a chance to continue developing skills. The squad annually participates along with other semi-pro teams in tournaments from Central Florida to North Carolina.

Next season, Jerry Pendergast of nationally renowned Jerry's Caterers will sponsor the Florida State Summer Team. All games will be played at Seminole Field.

Batting	AB	H	BA	HR
Steve Givens	82	35	.427	1
David Rhino	100	40	.400	7
Mark Barineau	94	34	.362	0
Randy Gailey	31	22	.355	5
Jamey Shouppe	77	27	.351	2
Tom Snyder	49	17	.347	1
David Ledbetter	71	22	.310	1
Hal Cohen	49	13	.265	1
Steve Lastowski	47	12	.255	1
Jeff A. Ledbetter	34	8	.235	1
Doug Treadway	57	11	.193	1
David Mullaney	48	9	.188	0
(Less Than 30 At Bats)				
Jeff S. Ledbetter	2	1	.500	0
Joe McFarland	11	5	.455	0
Chuck Hatcher	4	2	.250	0
Bruce Tanner	7	1	.143	0
Mike Robbins	9	1	.111	0
John Kolb	1	0	.000	0
Jeff Gray	1	0	.000	0
Carl Ferraro	1	0	.000	0
Totals	775	248	.320	21

Coloney's Record: 21-10

Pitching	APP	W-L	IP	R	ER	H	BB	SO	ERA
Jeff Gray	10	9-1	63	19	11	49	15	39	1.57
Carl Ferraro	5	2-1	13.1	20	10	9	14	8	6.75
Chuck Hatcher	2	0-1	8.2	11	9	13	11	6	9.35
Jamey Shouppe	7	2-1	22.1	15	9	24	8	19	3.63
Jeff Ledbetter	7	2-1	37	25	19	36	27	25	4.62
David Ledbetter	2	1-0	5	6	1	2	5	4	1.80
Allen Swindle	5	3-1	24.1	5	4	17	12	18	1.48
John Kolb	6	1-1	10.1	13	11	13	10	12	9.58
Kevin Dodge	1	0-1	2.2	5	5	5	2	1	16.88
Doug Treadway	2	0-0	5.2	0	0	1	0	3	0.00
Joe McFarland	2	0-1	3	3	1	3	3	1	3.00
Randy Gailey	1	1-0	3	1	1	4	1	0	3.00
Charley Beverly	2	0-1	3.1	3	2	4	0	4	5.40
Mark Barineau	1	0-0	1	0	0	0	2	2	0.00
Team	2	0-0	2	1	1	0	2	2	4.50
Total	55	21-10	204.2	127	84	180	112	144	3.69

Team Records

GAMES PLAYED

Most - 79 in 1981 (W56-L23)
Fewest - 17 in 1948 (W9-L8)

VICTORIES

Most - 56 in 1981 (W56-L23)
Fewest - 9 in 1948 (L8)

LOSSES

Most - 25 in 1974 (W37-T1)
Fewest - 4 in 1952 (W17)

WINNING PERCENTAGE

Highest - .854 in 1968 (35-6)
Lowest - .529 in 1948 (9-8)

WINNING STREAK

Longest - 21 in 1968 (Mar. 23-April 4) and 1969 (Mar. 29-April 24)

LOSING STREAK

Longest - 5 in 1974

ATTENDANCE

Home - 4,640 vs. Florida, 1979

SHUTOUTS

Most Times Have Been - 5 in 1974 (63 games)
Fewest Times Been - None in 1970 (59 games) and other seasons with fewer games
Longest Streak Without Being - 115 in 1980-81

BATTING AVERAGE

Highest - .337 in 1980 (63 games)
Lowest - .237 in 1967 (46 games)

EXTRA INNING GAMES

Most - 6 in 1974 and 1981
Longest - 15 innings on several occasions

AT BATS

Game - 53 vs. Hawaii, 1977 (15 innings)
Both Teams - 107 vs. Hawaii, 1977 (15 innings, UH 54, FSU 53)
Most in Season - 2,664 in 1981 (79 games)
Fewest in Season - 692 in 1951 (18 games)
Plate Appearances - Inning - 19 vs. JU, 1976

RUNS SCORED

Inning - 13 vs. JU, 1976 (8th)
Game - 28 vs. Dayton, 1980 (28-2)
Both Teams - 37 vs. Ohio State, 1978 (24-13)
Fewest in Season - 101 in 1978 (17 games)
Winning Margin - 26 vs. Dayton, 1980 (28-2)
Most in Season - 638 in 1981 (79 games)

HITS

Inning - 11 vs. JU, 1976 (8th) and Missouri-Rolla, 1980
Game - 23 vs. Mississippi State, 1966; vs. Florida, 1979
Both Teams - 36 vs. Florida, 1979 (FSU 23, UF 13)
Most in Season - 807 in 1981 (79 games)
Fewest in Season - 186 in 1952 (21 games)

Team Records (continued)

DOUBLES

Game - 8 vs. Brooklyn College, 1980
Both Teams - 9 vs. Auburn, 1972 (AU 5, FSU 4); vs. Brooklyn College, 1980 (FSU 8, BC 1)
Most in Season - 148 in 1981 (79 games)
Fewest in Season - 24 in 1951 (18 games)

TRIPLES

Game - 5 vs. Kentucky Wesleyan, 1968
Both Teams - 5 vs. Kentucky Wesleyan, 1968
Most in Season - 35 in 1969 (52 games) and 1972 (68 games)
Fewest in Season - 9 in 1959 (33 games)

HOME RUNS

Game - 7 vs. Missouri-Rolla, 1980
Both Teams - 7 vs. Valdosta State, 1978 (Valdosta 4, FSU 3); vs. Florida, 1980 (UF 4, FSU 3); vs. Western Kentucky, 1980 (FSU 4, WK 3); vs. Ga. Southern, 1981 (FSU 4, Ga. Southern 3); vs. Florida, 1981 (UF 5, FSU 2)
Grand Slams - 5 in 1979
Most in Season - 113 in 1981 (79 games)
Fewest in Season - 3 in 1954 (21 games)

TOTAL BASES

Game - 46 vs. Missouri-Rolla, 1980
Both Teams - 55 vs. Mississippi State, 1966 (FSU 42, MSU 13)
Most in Season - 1,326 in 1981 (79 games)
Fewest in Season - 250 in 1952 (21 games)

SLUGGING AVERAGE

Highest in Season - .558 in 1980 (63 games)

RUNS BATTED IN

Game - 23 vs. Olivet, 1977
Both Teams - 27 vs. Wake Forest, 1969 (FSU 14, WF 13); 27 vs. Jacksonville, 1979 (FSU 21, JU 8)
Most in Season - 561 in 1981 (79 games)

BASES ON BALLS

Game - 18 vs. Ithaca College, 1957
Both Teams - 26 vs. Valdosta State, 1980 (10 by FSU, 16 by VS)
Most in Season - 426 in 1980 (63 games)
Fewest in Season - 93 in 1955 (22 games)

STRIKEOUTS

Game - 17, Fla. Southern, 1972
Both Teams - 29 vs. Ga. Southern, 1970 (16 by GS, 13 by FSU) and vs. Georgia 1968 (18 by FSU, 11 by Georgia)
Most in Season - 337 in 1981 (79 games)
Fewest in Season - 93 in 1955 (22 games)

STOLEN BASES

Game - 11 vs. Stetson, 1957
Both Teams - 13 vs. Stetson, 1973
Most in Season - 118 in 1975 (59 games)
Fewest in Season - 20 in 1954 (21 games)
Allowed in Game - 13 vs. Stetson, 1973
Most Allowed in Season - 76 in 1972 (68 games)
Fewest Allowed in Season - 7 in 1962 (28 games) and 1968 (41 games)

PUTOUTS

Most in Season - 1,997 in 1981 (79 games)

Team Records *(continued)*

ASSISTS

Most in Season - 928 in 1981 (79 games)
Fewest in Season - 226 in 1960 (22 games)

ERRORS

Most in Season - 146 in 1981 (79 games)
Fewest in Season - 43 in 1955 (22 games)
Most in Game - 6, vs. South Carolina, 1981
Both Teams - 11, FSU (6) and South Carolina (5)

FIELDING AVERAGE

Highest - .965 in 1979 (77 errors in 2210 chances)
Lowest - .915 in 1959 (33 games)

DOUBLE PLAYS

Most in Season - 83 in 1981 (79 games)
Most in Game - 4 vs. South Florida, 1979

PITCHERS APPEARED

Most in Season - 191 in 1981 (79 games)

COMPLETE GAMES

Most in Season - 27 in 1969 (52 games)

INNINGS PITCHED

Most in Season - 665 2/3 in 1981 (79 games)

SAVES

Most in Season - 27 in 1971 (57 games)

SHUTOUTS

Most in Season - 15 in 1975 (59 games) and 1970 (59 games)
Most Consecutively - 4 in 1970 (USA 4-0; UDA 11-0; USF 8-0) and
1973 (Cumberland 3-0; Cumberland 9-0; St. Leo 3-0; St. Leo 11-0)
Consecutive Scoreless Innings - 40 in 1973 (6 games, including 4
shutouts)

NO HITTERS

Season - 2 in 1968 (vs. Wake Forest and Springfield on the same day)

ONE HITTERS

Most in Season - 6 in 1970

TWO HITTERS

Most in Season - 6 in 1970 and 1976

EARNED RUN AVERAGE

Lowest in Season - 1.49 in 1970 (59 games)
Highest in Season - 4.31 in 1981 (79 games)

BATTING AVERAGE ALLOWED

Lowest in Season - .186 in 1970 (59 games)
Highest in Season - .281 in 1980 (63 games)

RUNS ALLOWED

Most in Season - 407 in 1981 (79 games)
Fewest in Season - 72 in 1952 (21 games)
Most in Game - 24 to Clemson, 1959 (24-2)

EARNED RUNS

Most Allowed in Season - 319 in 1981 (79 games)
Consecutive Innings without Giving Up - 48 in 1976

Team Records *(continued)*

HITS ALLOWED

Most in Season - 716 in 1981 (79 games)
Fewest in Season - 130 in 1952 (21 games)
Most in Game - 23 by Nevada-Las Vegas, 1978
Consecutively - 7 by South Florida, 1974

STRIKEOUTS RECORDED

Most in Game - 23 vs. Furman, 1956
Most in Season - 528 in 1970 (59 games)
Fewest in Season - 126 in 1954 (21 games)

WALKS ALLOWED

Most in Season - 340 in 1972 (68 games)
Fewest in Season - 85 in 1953 (24 games)
Most in Game - 18 vs. Stetson, 1976

HOME RUNS ALLOWED

Most in Season - 57 in 1981 (79 games)
Fewest in Season - 4 in 1951 (18 games)
Most in Game - 5 by Florida, 1981



INDIVIDUAL RECORDS

GAMES PLAYED

Most in Season - 78, Mike Fuentes, 1981
Most in Career - 222, Carlos Lezcano, 1974-1977
Consecutively - 63, Randy Davidson, 1974; Windle Higginbotham,
1974; Windle Higginbotham, 1974; Don DeLoach, 1980
Consecutively in Career - 167, Don DeLoach, 1977-1981

BATTING AVERAGE

Highest Season - .436, Bob Clem, 1959
Highest Career - .410, Bob Clem, 1959-60

SLUGGING AVERAGE

Highest Season - .810, Terry Kennedy, 1976 (158 TB, 195 AB)

AT BATS

Game - 7, by a number of players
Season - 300, Mike Fuentes, 1981
Career - 819, Don DeLoach, 1978-81

RUNS SCORED

Game - 6, Mark Gilbert vs. Ohio State, 1978
Inning - 2, by several players
Season - 92, Mike Fuentes, 1981
Career - 244, Mike Fuentes, 1978-81

HITS

Inning - 2, by several players
Game - 5, Steve Tebbetts vs. Army, 1975; John Librandi vs. Auburn,
1972; Bob Benda vs. Ohio State, 1978; Blane McDonald vs.
Cincinnati, 1978; Craig Patterson vs. Valdosta, 1979; Lionel
Martinez vs. Louisville, 1980; Joe Licata vs. Jacksonville, 1981; Don
DeLoach vs. Jacksonville, 1981
Season - 106, Mike Fuentes, 1981
Career - 281, Guillermo Bonilla, 1974-77; Mike Fuentes, 1977-81

HITTING STREAKS

Consecutive Games - 19, Dick Gold, 1969; Mark Lacy, 1981
Consecutive Hits - 8, Guillermo Bonilla, 1976; Mike Fuentes, 1980;
Rick Figueredo, 1981
Consecutive Times on Base - 12, Guillermo Bonilla, 1976; Mark
Gilbert, 1978

DOUBLES

Game - 4, Joe Licata vs. Georgia State, 1981
Season - 29, Don DeLoach, 1980
Career - 57, Don DeLoach, 1977-81

TRIPLES

Game - 2, by five players, most recently by Ron Cash vs. South
Florida, 1970
Season - 9, Dick Gold, 1969
Career - 12, Dick Gold, 1967-69; Bob Hudson, 1953-55

HOME RUNS

Game - 3, Jim Weaver, 1981
Season - 27, Mike Fuentes, 1981
Career - 64, Mike Fuentes, 1977-81
Grand Slams, Game - 2, Craig Patterson vs. Wright State, 1979
Grand Slams, Season - 5 in 1979

TOTAL BASES

Game - 14, Jim Weaver vs. Missouri-Rolla, 1980
Season - 197, Mike Fuentes, 1981
Career - 521, Mike Fuentes, 1977-81

Individual Records, (continued)

RUNS BATTED IN

Game - 9, Mike Fuentes vs. JU, 1979
Season - 95, Jeff Ledbetter, 1981
Career - 234, Mike Fuentes, 1977-81

WALKS

Game - 5, Mike Leber vs. Valdosta State, 1971; Dick Howser vs. Miami, 1956; Makr Gilberts vs. Ohio State, 1978; Lionel Martinez vs. Virginia Tech, 1980
Season - 80, Lionel Martinez, 1980
Career - 155, Lionel Martinez, 1980-81

STRIKEOUTS

Fewest Season - 1, Cooter Mills, 1954 (87 AB)
Most Season - 58, Walt Sumner, 1969
Most in Game - 5, Dick Nichols vs. Georgia Southern, 1970 and vs. So. Cal., 1970 (both 15 innings)
Most Career - 131, Carlos Lezcano, 1974-77

STOLEN BASES

Game - 6, Chip Bifano vs. Kearney State, 1977
Season - 48, Mark Gilbert, 1978
Career - 64, Randy Davidson, 1974-75

PUTOUTS

Season - 538, Jeff Ledbetter, 1b, 1981
Career - 924, Jeff Ledbetter, 1 b, 1978-81

ASSISTS

Season - 236, Don DeLoach, ss, 1981
Career - 596, Don DeLoach, ss, 1977-81

ERRORS

Most Season - 28, Greg Gromek, ss, 1970 (265 chances, .865)
Most Career - 74, Guillermo Bonilla, 3b, 1974-77
Fewest Season - None, Steve Tebbetts, of, 1975 (92 chances); Larry Lee, c, 1973 (120 chances); Ken Doriz, of, 1972 (72 chances)

APPEARANCES

Season - 32, Jay Keeler, 1981
Career - 63, Larry Jones, 1974-77

STARTS

Season - 18, Marty Rice, 1972
Career - 55, Larry Jones, 1974-77

RELIEF APPEARANCES

Season - 29, Mac Scarce, 1971, Jay Keeler, 1981;
Jamey Shouppe, 1981
Career - 45, Mac Scarce, 1970-71

COMPLETE GAMES

Season - 12, Danny O'Brien, 1975 (17 starts); Brooks Carey, 1978 (15 starts)
Career - 23, Wayne Vincent, 1966-68

INNINGS PITCHED

Season - 142 1/3, Marty Rice, 1972
Career - 399, Larry Jones, 1974-77

SAVES

Season - 18, Mac Scarce, 1972 (29 App.)
Career - 30, Mac Scarce, 1970-71 (45 App.)

Individual Records, (continued)

SHUTOUTS

Season - 8, Gene Ammann, 1970
Career - 11, Gene Ammann, 1968-70
Consecutive - 4, Gene Ammann, 1970 (Auburn 5-0; Florida 1-0 in 10
innings; E. Carolina 2-0 at Dist. 3; Arizona 4-0 at CWS)
Consecutive Scoreless Innings - 41 1/3 Gene Ammann, 1970 (five
games including four shutouts)

VICTORIES

Season - 15, Larry Jones, 1975 (15-1); Danny O'Brien, 1975 (15-2);
Gene Ammann, 1970 (15-0)
Career - 39, Larry Jones, 1974-77 (39-10)
Consecutive in Season - 15, Larry Jones, 1975; Gene Ammann, 1970
Consecutive in Career - 18, Larry Jones, 1974 (3) and 1975 (15)

LOSSES

Fewest Season - None, Gene Ammann in 15 decisions, 1970 and
several others in fewer decisions
Fewest Career - 2, Gene Ammann, 1968-70 (33 decisions)
Most Season - 6, Danny O'Brien, 1974 (13 decisions); Marty Howell,
1964
Most Career - 13, Marv Stringfellow, 1965-67 (29 decisions)

EARNED RUN AVERAGE

Lowest Season - 0.66, Gene Ammann, 1970 (10 ER in 137 innings)
Lowest Career - 1:45, Wayne Vincent, 1966-68 (58 ER in 292 innings)
Highest Season - 5.97, Ed Schneider, 1981
Highest Career - 4.22, Marty Howell, 1962-64

RUNS ALLOWED

Fewest Season - 18, Steve Mastin, 1968 (107 innings)
Most Season - 60, Marty Rice, 1972 (142 2/3)
Most Career - 152, Larry Jones, 1974-77 (399 innings)

EARNED RUNS ALLOWED

Fewest Season - 8, Max Long, 1956 (45 innings)
Most Season - 53, Clem Freeman, 1981 (86 2/3 innings)
Most Career - 107, Ken Fischer, 1977-81 (207 2/3 innings)

HITS ALLOWED

Fewest Season (per 9 Innings) - 3.51, Mac Scarce, 1974 (13 in 33 1/3)
Most Season - 127, Marty Rice, 1972 (142 2/3)
Most Career - 279, Bill Fuller, 1970-73 (293 1/3)

HOME RUNS ALLOWED

Most Season - 15, Clem Freeman, 1981

STRIKEOUTS

Game - 24, Tony Avitable vs. Furman, 1956
Season - 154, Pat Osburn, 1970
Career - 345, Larry Jones, 1974-77

WALKS ALLOWED

Most Season - 72, Dave Fernald, 1972 (105 2/3 innings)
Most Career - 236, Larry Jones, 1974-77

Record Against All Opponents

Team	First Meeting	Last Meeting	Year Score	Series Standing	
				FSU	OPP
Alabama	1967	1968	6-1	2	1
Amherst	1952	1964	5-0	7	1
Arizona	1963	1980	3-5	1	2
Army	1975	1975	7-4	1	0
Auburn	1954	1981	11-3	51	34
Austin-Peay	1979	1979	12-0	2	0
Belmont Abbey	1969	1969	8-4	2	0
Biscayne	1976	1976	17-6	4	0
Bowling Green	1970	1970	17-8	1	0
Bradley	1950	1950	1-10	1	1
Brooklyn College	1980	1980	23-5	1	0
Brown	1971	1971	6-1	5	1
Campbellsville	1981	1981	19-4	1	0
Chicago State	1972	1972	11-2	3	0
Cincinnati	1953	1979	13-3	6	0
Clemson	1958	1981	11-7	21	14
Cleveland State	1981	1981	10-3	1	0
Columbus College	1974	1976	1-0	5	0
Connecticut	1957	1957	3-5	0	1
Cumberland	1973	1973	9-0	2	0
Dartmouth	1970	1970	6-0	1	0
Davidson	1954	1954	7-1	1	0
Dayton	1980	1980	28-2	1	0
Delaware	1979	1979	6-7	0	1
Duke	1954	1959	2-6	15	9
East Carolina	1962	1970	2-0	4	2
East Tennessee	1978	1978	7-4	2	0
Eastern Illinois	1980	1980	10-9	1	0
Eastern Michigan	1975	1975	1-2	0	1
Fairleigh Dickinson	1973	1973	2-1	2	0
Flagler	1980	1981	12-4	2	1
Florida	1956	1981	4-5	57	48
Florida A & M	1971	1979	9-1	12	0
Florida International	1973	1975	12-4	5	1
Florida Southern	1949	1974	2-4	29	13
Furman	1955	1969	7-2	12	1
George Washington	1958	1959	3-2	2	0
Georgia	1951	1981	2-4	26	2
Georgia Southern	1948	1981	6-1	79	30
Georgia Southwestern	1976	1976	10-4	3	1
Georgia State	1981	1981	1-3	5	1
Georgia Tech	1959	1979	11-4	18	5
Hawaii	1977	1980	6-7	1	2
Holy Cross	1970	1970	3-0	2	0
Howard	1976	1976	9-1	1	1
Illinois	1956	1970	10-0	5	0
Indiana	1956	1956	14-10	2	0
Ithaca	1957	1962	5-4	3	0
Jackson State	1981	1981	12-11	1	0
Jacksonville State	1953	1973	13-5	3	0
Jacksonville University	1964	1981	7-0	46	14
Kearney State	1977	1977	11-1	2	0
Kentucky	1965	1977	6-4	6	1
Kentucky Wesleyan	1968	1968	15-5	2	0
Kenyon	1952	1952	11-2	2	0
Lafayette	1971	1971	2-1	3	0
Lenoir Rhyne	1980	1980	10-3	1	0
Lewis	1974	1974	5-7	0	3
LSU	1955	1975	4-2	2	2
Louisville	1977	1981	10-1	4	1

Team	First Meeting	Last Meeting	Year Score	Series Standing	
				FSU	OPP
Loyola (La.)	1952	1968	4-1	10	0
Marietta	1973	1977	8-2	1	1
Marshall	1978	1978	4-0	0	1
Maryland	1965	1970	10-1	4	0
Memphis State	1977	1981	7-3	9	2
Mercer	1948	1981	3-4	18	6
Mercer-Atlanta	1974	1979	4-2	3	0
Miami (Fla.)	1951	1981	6-14	56	36
Michigan	1959	1962	7-10	1	1
Michigan State	1957	1975	11-3	9	6
Middle Georgia	1948	1948	7-6	2	0
Millsaps	1949	1949	10-8	1	0
Minnesota	1981	1981	9-5	1	0
Mississippi	1949	1972	3-8	6	1
Mississippi College	1948	1951	7-8	13	4
Mississippi State	1964	1970	5-4	5	2
Missouri-Rolla	1980	1980	13-0	2	0
Monmouth	1980	1980	27-2	1	0
Morehead State	1978	1978	3-2	2	0
Navy	1960	1966	0-1	3	4
New Orleans	1980	1980	10-8	1	0
New York University	1970	1970	4-2	2	0
Nevada-Las Vegas	1977	1978	6-13	2	4
Niagara	1974	1976	15-4	7	0
North Carolina	1956	1970	3-2	14	4
North Carolina State	1962	1968	1-4	2	4
UNC-Wilmington	1974	1974	10-4	3	0
Northeast Louisiana	1964	1964	7-4	1	0
Northern Illinois	1971	1971	7-1	1	0
Northern Kentucky	1980	1980	2-0	1	0
North Central	1977	1977	14-3	3	0
Notre Dame	1956	1958	3-2	3	0
Oakland	1978	1979	13-6	4	0
Oglethorpe	1949	1949	5-7	0	1
Ohio	1970	1974	3-6	1	1
Ohio State	1960	1978	7-4	3	3
Olivet	1977	1977	16-1	2	0
Otterbein	1976	1981	9-4	6	0
Parsons	1967	1967	4-16	0	2
Penn State	1957	1969	8-4	7	2
Richmond	1972	1972	10-5	1	0
Rider College	1970	1974	6-1	2	0
Ripon	1981	1981	12-1	2	0
Rollins	1948	1973	5-0	11	11
Rose Hulman	1978	1978	13-1	4	0
Rutgers	1966	1966	18-10	1	0
Santa Clara	1962	1962	6-11	1	1
Savannah	1948	1948	8-3	1	1
Seton Hall	1975	1975	0-11	0	1
South Alabama	1969	1978	7-3	19	16
South Carolina	1969	1981	3-9	4	4
South Florida	1969	1981	14-5	19	1
Southeastern Louisiana	1953	1953	5-4	1	1
Southern California	1963	1977	3-2	1	3
Southern Illinois	1968	1970	6-1	6	1
Southwestern Louisiana	1976	1976	13-10	2	0
Springfield	1967	1968	18-0	4	0
Springhill	1966	1966	14-2	4	0
St. Francis (Ill.)	1979	1979	8-1	3	1
St. Joseph's	1972	1973	9-4		
St. Leo	1969	1979	1-5	28	3

Team	First Meeting	Last Meeting	Year Score	Series Standing	
				FSU	OPP
St. Louis	1965	1981	15-3	1	1
Stetson	1949	1979	9-14	29	18
Tampa	1949	1975	10-2	22	4
Tennessee	1951	1974	0-2	4	3
Tennessee-Martin	1979	1979	10-4	2	0
Texas	1965	1970	11-2	2	1
Troy State	1948	1980	12-3	10	2
Tulane	1967	1981	15-5	16	10
Union University	1970	1970	8-6	5	0
Valdosta State	1963	1981	5-3	20	4
Vanderbilt	1972	1972	19-4	2	1
Virginia	1972	1972	14-7	2	0
Virginia Tech	1967	1980	13-6	2	1
Wake Forest	1962	1969	10-1	15	5
Western Kentucky	1978	1980	10-5	5	0
Western Michigan	1959	1974	2-4	6	8
West Florida	1981	1981	3-2	2	0
West Virginia	1956	1962	6-5	3	2
William & Mary	1967	1967	5-4	1	0
Wingate	1980	1981	6-2	5	0
Wisconsin	1955	1958	3-1	8	1
Wright State	1979	1980	2-6	3	1
Yale	1957	1957	11-8	2	0

OTHER AMATEURS

Camp Lejune	1949	1954	5-6	3	1
Jacksonville Naval Air Station	1953	1954	7-4	2	2
Pensacola Navy	1965	1965	10-2	3	0
Valdosta Red Sox	1968	1968	3-1	4	0

PRO TEAMS

Birmingham (AA)	1968	1968	5-6	0	3
Knoxville (A)	1958	1958	3-2	1	0
Pittsfield (AA)	1968	1968	0-1	0	3
Tallahassee Citizens (A)	1951	1951	16-6	1	0
Tallahassee Rebels (A)	1954	1954	2-5	1	1
Pawtucket (AAA)	1970	1970	3-14	0	1
Baltimore (AL)	1970	1970	5-10	0	1
New York (AL)	1978	1978	5-10	0	1
Atlanta (NL)	1981	1981	4-1	1	0



MOST DOUBLES:

Season: 181 Arizona State, 1976 (75 Games)
181 Wichita State, 1979 (80 Games)
Game: 11 Wichita State (vs. Augustana), 1980
10 on six occasions
Game, Both Teams: 12 Mississippi State (9) vs. Vanderbilt (3), 1956
12 Oklahoma State (10) vs. UNLV (2), 3/13/81
11 Clemson (6) vs. South Carolina (5), 5/8/62
11 Clemson (7) vs. Georgia (4), 4/8/81

MOST TRIPLES:

Season: 67 Wichita State, 1980 (66 Games)
64 Arizona, 1960 (52 Games)
Game: Six on several occasions
Game, Both Teams: 7 Howard (4) vs. Clemson (3), 4/8/78
Inning: 4 Washington (vs. Oregon State) 5/20/66 (6th)
4 Washington (Portland) 4/15/74 (5th)

MOST HOME RUNS:

Season: 113 Wichita State, 1981 (71 Games)
113 Florida State, 1981 (79 Games)
110 Arizona State, 1981 (68 Games)
102 Arizona State, 1978 (68 Games)
101 South Alabama, 1978 (52 Games)
Game: 10 Virginia Tech (vs. Maryland) 4/11/78
9 Temple (vs. Hofstra) 4/1/78
9 Miami (vs. Jacksonville) 3/8/79
8 by several teams
Game, Both Teams: 12 Denver (8) vs. Air Force (4), 5/13/68
12 Miami (9) vs. Jacksonville (3), 3/8/79
11 Clemson (8) vs. South Carolina (3), 5/8/62
Inning: 5 Clemson (vs. South Carolina) 5/8/62 (6th)

MOST TOTAL BASES:

Season: 1,545 Wichita State, 1981 (71 Games)
1,506 Wichita State, 1979 (80 Games)
1,474 Wichita State, 1980 (66 Games)
1,463 Arizona State, 1976 (75 Games)
1,422 Arizona State, 1981 (68 Games)
Game, Both Teams: 104 Denver (56) vs. Air Force (48), 5/13/68
94 Clemson (56) vs. South Carolina (38), 5/8/62
Game: 59 Virginia Tech (vs. Marshall), 1960
56 Clemson (vs. South Carolina), 5/8/62
56 Denver (vs. Air Force), 5/13/68

MOST RUNS BATTED IN:

Season: 755 Wichita State, 1981 (71 Games)
714 Wichita State, 1979 (80 Games)
667 Wichita State, 1980 (66 Games)
625 Arizona State, 1978 (68 Games)
609 Arizona State, 1976 (75 Games)
Game: 37 Clemson (vs. North Carolina State) 4/6/79
34 Air Force (vs. Colorado College) 5/16/78
34 Arizona State (vs. UTEP) 4/6/74
34 Memphis State (vs. Delta State) 4/18/78
Game, Both Teams: 52 Denver (28) vs. Air Force (24) 5/13/69

HIGHEST SLUGGING AVERAGE:

.667 Northern Colorado, 1981 (37 Games)
.625 Wichita State, 1979 (80 Games)
.624 Air Force, 1980 (37 Games)
.618 Air Force, 1963 (26 Games)
.615 Wichita State, 1980 (67 Games)
.614 Wichita State, 1981 (71 Games)

MOST BATTERS HIT BY PITCH:

65 South Alabama, 1978
61 South Alabama, 1975

MOST STRIKEOUTS:

Season: 449 Southern California, 1970
Game: 24 Furman (vs. Florida State), 1956
23 Indiana State (vs. Miami), 3/10/81

MOST WALKS:

Season: 545 Hawaii, 1979 (84 Games)
525 Texas, 1981 (73 Games)
493 Miami, 1980
484 Hawaii, 1980 (78 Games)
437 Wichita State, 1981 (71 Games)
Game: 22 TCU (vs. Rice) 4/16/48
21 Mississippi State (vs. UNLV) 3/15/81 (9 inn.)
21 Arizona (vs. New Mexico) 5/1/51
21 Arizona (vs. New Mexico) 4/4/54
20 Southern California (vs. Houston) 3/20/78

MOST STOLEN BASES:

Season: 255 Stetson, 1975
Game: 19 Murray State (vs. Union)

MOST SACRIFICE BUNTS: (New Category)

51 California, 1980 (68 Games)
50 San Diego State, 1979 (74 Games)
49 Cal. State Fullerton, 1979 (75 Games)

MOST SACRIFICE FLIES: (New Category)

55 Hawaii, 1979 (84 Games)
54 Cal. State Fullerton, 1979 (75 Games)

MOST PLATE APPEARANCES:

Game: 86 Texas (vs. Rice) 5/15-16/81 (20 inn.)
81 Rice (vs. Texas) 5/15-16/81 (20 inn.)
80 South Alabama (vs. Ala.-Birmingham) 5/16/81 (19 inn.)
76 Clemson (vs. North Carolina State) 4/6/79
74 Memphis State (vs. Delta State) 4/19/78
Game, Both Teams: 167 Texas (86) vs. Rice (81) 5/15-16/81 (20 inn.)
148 South Alabama (80) vs. Ala.-Birmingham (68)
5/16/81 (19 inn.)
138 Clemson (70) vs. Wake Forest (68) 4/7/79
(16 inn.)
Inning: 22 Clemson (vs. North Carolina State) 4/6/79 (9th)

Team Pitching

MOST INNINGS PITCHED:

699 Hawaii, 1979 (84 Games)
681 2/3 Oklahoma, 1976 (81 Games)

MOST COMPLETE GAMES:

43 Arizona State, 1972
42 Mississippi State, 1981

MOST SAVES:

28 South Alabama, 1971
27 Arizona State, 1966

LOWEST EARNED RUN AVERAGE:

1-24 Games: 0.94 Bradley, 1957 (18 Games/153 IP)
25-49 Games: 0.65 Missouri, 1964 (33 Games/264 IP)
50+ Games: 1.25 Pan American, 1972 (56 Games/417 IP)

HIGHEST EARNED RUN AVERAGE:

13.50 VMI, 1981 (390 ER in 247 IP)
9.48 Air Force, 1981 (336 ER in 319 IP)
7.14 Air Force, 1980 (211 ER in 265 IP)
7.11 Furman, 1981 (275 ER in 348 IP)
6.83 Furman, 1966
6.75 San Francisco, 1981

RUNS ALLOWED:

Fewest in Season: 31 Pittsburgh, 1965 (21 Games/226 IP)
Most in Season: 522 VMI, 1981 (40 Games/247 IP)
483 Texas-El Paso, 1980 (62 Games/G/443 IP)
459 Arizona, 1979 (68 Games)
440 Wichita State, 1978
432 New Mexico, 1981 (54 Games/414 IP)
Most in Game: 41 North Carolina State (vs. Clemson) 4/6/79
36 Texas-El Paso (vs. Arizona State) 4/6/74
34 Wichita State (vs. Oklahoma A&M) 1955
34 Stanford (vs. Arizona State) 3/6/80
33 Air Force (vs. Denver) 5/13/68

EARNED RUNS ALLOWED:

Fewest in Season: 19 Missouri, 1964 (33 Games, 264 IP, 0.65 ERA)
Most in Season: 522 VMI, 1981 (40 Games/247 IP)
350 Arizona, 1979 (68 Games)
345 San Francisco, 1981
343 Wichita State, 1978
341 UNLV, 1981 (58 Games)
341 BYU, 1979 (76 Games)

HITS ALLOWED:

Most in Season: 716 Florida State, 1981 (79 Games)
711 Arizona, 1979 (68 Games)
632 Hawaii, 1979 (84 Games)
611 Arizona State, 1976 (75 Games)
611 Cal. State Fullerton, 1979 (75 Games)
Fewest in Season: 79 Massachusetts Institute of Technology, 1972 (18 Games, 152 IP)

MOST STRIKEOUTS RECORDED:

Season: 732 Arizona State, 1972
Game: 26 Miami, OH (vs. Wright State) 4/3/71 (9 inn.)
24 Florida State (vs. Furman) 1956 (9 inn.)
23 Miami, FL (vs. Indiana State) 3/10/81 (9 inn.)

WALKS ALLOWED:

Most in Season: 415 Wichita State, 1978
374 San Francisco, 1981
366 Arizona State, 1979
364 Wichita State, 1980
358 Stanford, 1981
349 San Diego State, 1981
Fewest in Season: 33 Vermont, 1964 (17 Games, 154 IP)

MOST HIT BATTERS:

34 Wyoming, 1981 (54 Games)
33 Mississippi State, 1978 (56 Games)
31 Arizona, 1979 (68 Games)
30 UCLA, 1971 (56 Games)
29 Florida State, 1975 (59 Games)

MOST WILD PITCHES:

73 VMI, 1981 (40 Games)
62 UNLV, 1981 (58 Games)
60 BYU, 1981 (69 Games)
54 Air Force, 1981 (42 Games)
51 Arizona, 1979 (68 Games)
51 James Madison, 1981 (59 Games)

National Collegiate Baseball Recordbook Team Records

MOST GAMES PLAYED:

84 Hawaii, 1979
81 Oklahoma, 1976
80 Wichita State, 1979
80 Lamar, 1981
79 Pan American, 1980
79 Florida State, 1981

LONGEST GAME:

20 innings, Auburn vs. Florida, 1972
20 innings, Connecticut vs. Massachusetts, 1972
20 innings, San Jose State vs. Long Beach State, 3/30/73
20 innings, Oregon State vs. Washington, 1972
20 innings, Texas Vs. Rice, 5/15-16/81

MOST VICTORIES:

60 Hawaii, 1979 (84 games)
65 Arizona State, 1976 (75 games)
65 Wichita State, 1979 (80 games)
64 Arizona State, 1972 (70 games)

MOST LOSSES:

43 Long Beach State, 1977
39 Texas-El Paso, 1972
39 Texas-El Paso, 1980
38 NE Louisiana, 1978
37 Cal State Fullerton, 1970
37 Evansville, 1980
37 Wyoming, 1980
37 VMI, 1981

HIGHEST WINNING PERCENTAGE:

1-24 Games: 1.000 Seton Hall, 1942 (11-0)
.942 Seton Hall, 1941 (15-1)
25-49 Games: .923 Arizona, 1956 (36-3)
50+ Games: .914 Arizona State, 1972 (64-6)
.908 Texas, 1975 (59-6)
.906 Arizona, 1974 (58-6)

LONGEST WINNING STREAK:

34 Games, Texas, 1977
32 Games, Arizona State, 1972

LONGEST LOSING STREAK:

30 Games, VMI, 1981
21 Games, Washington, 1969
20 Games, Texas El Paso, 1980
18 Games, Vanderbilt, 1966
17 Games, Furman, 1966

MOST SHUTOUTS:

24 Arizona State, 1972

MOST CONSECUTIVE SCORELESS INNINGS:

64 Arizona State, 1972 (7 Shutouts)

MOST GAMES WITHOUT BEING SHUTOUT:

199 South Carolina, 1974-78
177 Wichita State, 1978-80
174 Oklahoma, 1938-48

MOST GAMES SHUTOUT:

9 Mississippi State, 1975

Team Batting

MOST AT-BATS:

Season: 2,693 Arizona State, 1976 (75 Games)
Game: 76 Rice (vs. Texas) 5/15-16/81 (20 inn.)
72 Texas (vs. Rice) 5/15-16/81 (20 inn.)
71 Connecticut (vs. Massachusetts) 1972 (20 inn.)
68 San Jose State (vs. Long Beach State) 3/30/73 (20 inn.)
67 Long Beach State (vs. San Jose State) 3/30/73 (20 inn.)
Game, Both Teams: 148 Rice (76) vs. Texas (72), 5/15-16/81 (20 inn.)
136 Connecticut (71) vs. Massachusetts (65), 1972
(20 inn.)
135 San Jose State (68) vs. Long Beach State (67),
3/30/73 (20 inn.)

RUNS SCORED:

Most Season: 829 Wichita State, 1981 (71 Games)
828 Wichita State, 1979 (80 Games)
748 Wichita State, 1980 (66 Games)
700 Arizona, 1974 (64 Games)
698 Hawaii, 1979 (84 Games)
Most, Game: 41 Georgia Tech (vs. Earlham, 0) 3/21/75
41 Clemson (vs. North Carolina State, 9), 4/6/79
Most, Game, Both Teams: 62 Denver (33) vs. Air Force (24), 5/13/68
50 Clemson (41) vs. North Carolina State (9),
4/6/19
Most By Losing Team: 29 Air Force (vs. Denver, 33) 5/13/68
Most Inning: 19 Wichita State (vs. Kansas Wesleyan) 5/10/78
18 Air Force (vs. Metro State), 4/20/74 (1st)
18 Clemson (vs. North Carolina State) 4/6/79 (9th)
18 Princeton (v. Ursinus) 3/29/74 (1st)
18 Arizona (vs. Laverne) 4/23/80 (5th)
Fewest, Season: 76 Wake Forest, 1974 (28 Games)

LARGEST WINNING MARGIN:

41 Runs, Georgia Tech (41) vs. Earlham (0), 1975

HIGHEST BATTING AVERAGE:

.384 Wichita State, 1979 (80 Games)
.382 Air Force, 1980 (37 Games)
.378 Wichita State, 1980 (66 Games)
.378 Northern Colorado, 1981 (37 Games)
.377 Wichita State, 1981 (71 Games)
.361 Buffalo, 1976 (41 Games)

MOST HITS:

Season: 948 Wichita State, 1981 (71 Games)
927 Arizona State, 1976 (75 Games)
926 Wichita State, 1979 (80 Games)
Game: 41 Memphis State (vs. Delta State), 4/18/78
33 Virginia Tech (vs. Marshall) 1960
Game, Both Teams: 59 Air Force (30) vs. Denver (29), 5/13/68
50 BYU (29) vs. Utah (21), 4/25/80
46 Clemson (26) vs. South Carolina (20), 5/8/62
46 Clemson (25) vs. Georgia (21), 4/8/81
Inning: 14 Air Force (vs. Metro State) 4/20/68 (1st)
12 Wichita State (vs. Kansas Wesleyan) 5/10/78
12 Clemson (vs. North Carolina State) 4/6/79 (9th)
11 Miami (FL) (vs. Cincinnati) 3/19/69
11 Miami (FL) (vs. Biscayne) 4/21/71
11 Florida State (vs. Jacksonville) 1976
11 Cal. State Los Angeles (vs. U. Cal. Santa Barbara) 1977

Team Fielding

HIGHEST FIELDING AVERAGE:

.985 West Virginia, 1971 (27 Games)

MOST PUTOUTS:

2,097 Hawaii, 1979 (84 Games)

2,045 Oklahoma, 1976 (81 Games)

MOST ASSISTS:

938 Long Beach State, 1976 (50 Games)

MOST ERRORS:

Season: 158 Texas-El Paso, 1980

155 Arizona, 1955

147 Wichita State, 1978

143 Oklahoma, 1979 (63 Games)

143 New Mexico, 1981

142 Hawaii, 1980 (78 Games)

Game: 13 Princeton (vs. Lafayette) 4/10/46

12 Clemson (vs. Georgia) 4/6/46

TOTAL CHANCES:

3,068 Hawaii, 1979 (84 Games)

2,916 Cal. State Fullerton, 1979

2,767 Texas, 1981 (73 Games)

2,752 Arizona, 1979 (68 Games)

2,706 Miami, FL, 1981 (71 Games)

2,661 Florida State, 1972

MOST DOUBLE PLAYS:

Season: 95 Nevada Las Vegas, 1980 (58 Games)

89 California, 1980 (68 Games)

83 Florida State, 1981 (79 Games)

83 Stanford, 1981 (65 Games)

81 Arizona, 1979 (68 Games)

Game: 7 Miami (vs. Southern Illinois) 3/16/76

6 California (vs. Missouri) 5/24/80

Game, Both Teams: 8 Miami (5) vs. Cornell (3), 3/30/71

8 Miami (7) vs. Southern Illinois (1), 3/16/76

8 California (6) vs. Missouri (2), 5/24/80

7 on four occasions

Individual Records

Individual Hitting

GAMES PLAYED:

Season: 84 Rick Bass, Hawaii, 1979

84 Ron Nomura, Hawaii, 1979

82 Thad Reece, Hawaii, 1979

81 Greg Stitzinger, Oklahoma, 1976

81 Kelly Snider, Oklahoma, 1976

81 Kurt Watanabe, Hawaii, 1979

Career: 278 Thad Reece, Hawaii, 1978-81

269 Rick Bass, Hawaii, 1977-80

264 Clay Westlake, Arizona State, 1973-76

BATTING AVERAGE:

Season: (1-99 AB): .537 Jeff Torborg, Rutgers, 1963 (33/67)

(100-199 AB): .517 John Buszka, Buffalo, 1976 (60/116)

(200+ AB): .551 Keith Hagman, New Mexico, 1980 (125/227)

.462 Derrell Baker, Georgia Southern, 1981 (108/234)

.455 Dave Denton, Nevada-Las Vegas, 1976 (92/202)

(NOTE: Dick Jones, Citadel, hit .538 and Ron Shumate, Tennessee Tech, hit .527, both in 1961, however no other details are available)

Career: .506 Brian Hansen, Buffalo, 1966-68 (85/168)

AT BATS:

Season: 317 Glen Wendt, Arizona, 1976
Career: 990 Rick Bass, Hawaii, 1977-80
970 Thad Reece, Hawaii, 1978-81
955 Clay Westlake, Arizona State, 1973-76
923 Larry Reynolds, Stanford, 1976-79
915 Tom Guardino, Stanford, 1975-78
863 Keith Drumright, Oklahoma, 1973-76
Game: 9 by ten players most recently by Chett Williams, South
Alabama (vs. Ala.-B'ham) on 5/16/81 in 19 innings and by Tony
Masone, Clemson (vs. N.C. State) on 4/6/79 in nine innings.

RUNS SCORED:

Career: 297 Phil Stephenson, Wichita State, 1979-81
287 Dave Stegman, Arizona, 1973-76
Season: 112 Phil Stephenson, Wichita State, 1981
104 Phil Stephenson, Wichita State, 1980
101 Steve Michael, Arizona State, 1978
99 Rick Bass, Hawaii, 1979
98 Tim Wallach, Cal. State Fullerton, 1979
98 Joe Carter, Wichita State, 1980
Game: 7 Rick Starr, Air Force (vs. Colorado College) 5/10/67
7 Doug Granger, Memphis State (vs. Delta State) 4/19/78
7 Dave Buffamoyer, Clemson (vs. N.C. State) 4/6/79

HITS:

Career: 349 Joe Carter, Wichita State, 1979-81
322 Clay Westlake, Arizona State, 1973-76
321 Dave Stegman, Arizona, 1973-76
Season: 126 Hubie Brooks, Arizona State, 1978
125 Keith Hagman, New Mexico, 1980
124 Joe Carter, Wichita State, 1980
119 Ken Landreaux, Arizona State, 1976
119 Phil Stephenson, Wichita State, 1981
Game: 9 John McBroom, Air Force (vs. Colorado College) 5/10/67
(9 for 9)
Inning: 3 Robert Bonette, Clemson (vs. N.C. State) 4/6/79

DOUBLES:

Career: 88 Clay Westlake, Arizona State, 1973-76
Season: 34 Joe Carter, Wichita State, 1980
30 Dave Stegman, Arizona, 1970
30 Chris Bando, Arizona State, 1978
Game: 5 Tom Vanidestine, Maine (vs. Miami, FL) 3/22/81
4 by five players, most recently by Joe Licata, Florida State in 1981

TRIPLES:

Career: 31 Charles Shoemaker, Arizona, 1959-61
28 Eddie Leon, Arizona, 1965-67
Season: 17 Keith Hagman, New Mexico, 1980
13 Alan Bannister, Arizona State, 1971
13 Frank McCann, Delaware, 1976
13 Joe Carter, Wichita State, 1980
Game: 3 by many players

HOME RUNS:

Career: 64 Mike Fuentes, Florida State, 1978-81
58 Joe Carter, Wichita State, 1979-81
56 Bob Horner, Arizona State, 1976-79
53 Mike Williams, Western Kentucky, 1978-81
49 Jody Hamilton, Morehead State, 1977-80
49 Scotti Madison, Vanderbilt, 1977-80
Season: 29 Jim Auten, UCLA, 1979
29 Franklin Stubbs, Virginia Tech, 1981
29 Bruce Castoria, Mississippi State, 1981
27 Mike Fuentes, Florida State, 1981
26 Mark Strucher, Georgia Southern 1979

Game: 4 Todd Weimer, Seton Hall (vs. Wagner) 1975
4 Peter Spolato, Virginia (vs. Maryland) 4/11/78
4 Cliff Pastornicky, Brigham Young (vs. Utah) 4/25/80
4 Sam Favata, Cal. State Fullerton (vs. Laverne) 1980

HITTING STREAKS:

Consecutive Games: 47 Phil Stephenson, Wichita State, 1981
45 Roger Schmuck, Arizona State, 1971
41 Rusty Adkins, Clemson, 1965
41 Rusty Adkins, Clemson, 1966
Consecutive Hits: 11 Brad Bradshaw, Tennessee, 1976
10 Joe Carter, Wichita State, 1980
10 Deacon Winters, Air Force, 1980
Consecutive Times On Base: 15 Deacon Winters, Air Force, 1980
12 Guillermo Bonilla, Florida State, 1976
12 Mark Gilbert, Florida State, 1978

RUNS BATTED IN:

Career: 312 Joe Carter, Wichita State, 1979-81
250 Clay Westlake, Arizona State, 1973-76
Season: 120 Joe Carter, Wichita State, 1981
102 Tim Wallach, Cal. State Fullerton, 1979
101 Joe Carter, Wichita State, 1979
100 Bob Horner, Arizona State, 1978
100 Mike Sodders, Arizona State, 1981
Game: 12 John McBroom, Air Force (vs. Colorado College) 5/10/67

TOTAL BASES:

Career: 640 Joe Carter, Wichita State, 1979-81
521 Mike Fuentes, Florida State, 1977-81
505 Clay Westlake, Arizona State, 1973-76
504 Phil Stephenson, Wichita State, 1979-81
Season: 229 Joe Carter, Wichita State, 1980
215 Joe Carter, Wichita State, 1981
211 Tim Wallach, Cal. State Fullerton, 1979
209 Mike Davis, Wichita State, 1980
206 Phil Stephenson, Wichita State, 1981
201 Ken Landreaux, Arizona State, 1976
Game: 19 John McBroom, Air Force (vs. Colorado College) 5/10/67

SLUGGING AVERAGE:

Career: .811 Charlie Harrison, Texas Tech, 1961-62 (112/138)
Season: (1-99 AB): 1.100 Dave Simononis, Penn State, 1978 (99/90)
1.020 Charlie Harrison, Texas Tech, 1961 (51/50)
(100-199 AB): 1.098 Deacon Winters, Air Force, 1980
(135/123)
.969 Franklin Stubbs, Virginia Tech, 1981
(186/192)
.942 Steve Salek, Air Force, 1980 (114/121)
.903 Bill Ewing, Wyoming, 1976 (176/195)
(200+ AB): .864 Bill Max, UNLV, 181 (191/221)
.841 Mike Williams, W. Kentucky, 1980 (174/207)
.826 Mike Davis, Wichita State, 1980 (209/253)
.824 Joe Carter, Wichita State, 1979 (196/238)
.819 Bob Horner, Arizona State, 1978 (195/238)
.812 Dave Benton, UNLV, 1976 (164/202)

STOLEN BASES:

Career: 164 Bobby Rutledge, Pan American, 1975-78
151 Randy Thorpe, Texas-Arlington, 1978-81
132 Rick Bass, Hawaii, 1977-80
131 Larry Reynolds, Stanford, 1976-79
122 Mark VanBever, South Carolina, 1975-77
Season: 77 Bobby Rutledge, Pan American, 1978
76 Mike Wolfe, Stetson, 1975
Game: 6 John Troyan, St. Johns (vs. Pace) 4/4/78 (7 attempts)
5 by many players

HIT BY PITCH:

Career: 29 Mike Walker, South Alabama, 1974-77
21 Alan Hall, Arizona, 1958-60
Season: 18 Mike Walker, South Alabama, 1975
18 Rick Peters, Arizona State, 1977
Game: 4 Rick Peters, Arizona State

WALKS:

Career: 221 Pepe Hinojosa, Stanford, 1975-78
204 Thad Reece, Hawaii, 1978-81
203 Phil Stephenson, Wichita State, 1979-81
202 Dave Stegman, Arizona, 1973-76
Season: 95 Spike Owen, Texas, 1981
93 Spike Owen, Texas, 1980
89 Mike Warren, South Alabama, 1975
Game: 6 Matt Encinas, Arizona (vs. Air Force) 4/25/59
6 Laverne Billinger, Murray State (vs. Union) 1958
6 Steve Bayoff, South Alabama (vs. LSU) 4/12/79

STRIKEOUTS:

Career: 134 Les Pearsay, Arizona, 1975-78
124 Bruce Castoria, Mississippi State, 1980-81
114 Alex DeJesus, Miami, 1978-81
112 Drew Choate, South Carolina, 1971-74
110 Bill Schroeder, Clemson, 1977-79
Season: 81 Dave Grangaard, Arizona State, 1967
Game: 6 McAdams, Texas A&M (vs. Texas) 5/10/62
6 Bob Wagner, Air Force (UC Santa Barbara) 3/25/75

SACRIFICE:

Season: 16 Kevin Braswell, Louisiana Tech, 1980 (55 Games)
15 Jim Crosta, Miami, 1974
15 Paul Hammond, Miami, 1976
14 Glen Schwab, Denver, 1976

SACRIFICE FLY:

Career: 21 Rick Bass, Hawaii, 1977-80
17 Ted Schoenhaus, Seton Hall, 1973-75
Season: 12 Tim Wallach, Cal. State Fullerton, 1979 (75 Games)
9 by five players

APPEARANCES:

Career: 101 Mitch Hawley, California, 1978-81
92 Thad Troedson, San Diego State, 1975-78
87 Jeff Morrison, Miami, 1978-81
85 Rod Volk, Loyola Marymount, 1971-74
83 Mark Batten, Miami, 1976-79
83 Bill Brasher, UCLA, 1964-66
Season: 46 Dave Czosek, South Alabama, 1981
38 Bruce Baranick, UCLA, 1972
35 Ray Coston, UCLA, 1966
34 Kevin Dukes, Arizona State, 1981
34 Mitch Hawley, California, 1981

RELIEF APPEARANCES:

Season: 45 Dave Czosek, South Alabama, 1981
37 Bruce Baranick, UCLA, 1972
34 Chuck Yaeger, UCLA, 1981
34 Mitch Hawley, California, 1981
32 Enas Reidy, South Alabama, 1977

SAVES:

Career: 30 Mac Scarce, Florida State, 1971-72
28 Gene Smith, Hawaii, 1976, 1978-79
21 Mitch Hawley, California, 1978-79
Season: 18 Mac Scarce, Florida State, 1971
12 Mac Scarce, Florida State, 1972
12 Kevin Dukes, Arizona State, 1981
12 Mike Hamer, Texas, 1981

STARTS:

Career: 61 Terry Hayes, Wichita State, 1978-81
57 Drew Bentz, Loyola Marymount, 1973-77
55 Rusty Gerhardt, Clemson, 1969-72
54 Stan Jakubowski, Miami, 1973-76
50 Don Robinson, Mississippi State, 1975-78
50 David Smith, Lamar, 1978-81
Season: 23 Steve Housley, Cal. State Fullerton, 1966
22 Derek Tatsuno, Hawaii, 1979
21 Stan Jakubowski, Miami, 1974
21 Eric Broersma, UCLA, 1981

COMPLETE GAMES:

Career: 40 Herb Pryor, UNLV, 1971-73, 78
36 Don Lee, Arizona, 1954-56
36 Mike Proffitt, Mississippi State, 1967-70
Season: 17 Floyd Bannister, Arizona State, 1976

WINNING PERCENTAGE:

Career: 1.000 Jerry Brust, Miami, 1972-75 (18-0)
Season: 1.000 Jim Gideon, Texas, 1975 (17-0)
1.000 Many others with fewer victories

SHUTOUTS:

Career: 12 Jim Crawford, Arizona State, 1969-72
11 Mike Proffitt, Mississippi State, 1969-72
11 Eddie Bane, Arizona State, 1971-73
Season: 8 Gene Ammann, Florida State, 1970

VICTORIES:

Career: 50 Richard Wortham, Texas, 1973-76
47 Craig Swan, Arizona State, 1969-72
Season: 20 Derek Tatsuno, Hawaii, 1979
19 by several others, most recently by Kendall Carter, Arizona State, 1981
Consecutive: 23 Earl Bass, South Carolina, 1974-75 (6 and 17)
21 Tony Arnold, Texas, 1979 & 81 (DNP in 1980)
20 Mark Schimpf, Arizona, 1973-74

LOSSES:

Career: 24 Gary Randall, Long Beach State, 1976-78
22 Doug Ogden, San Francisco, 1980-81
19 Doug Bachner, San Jose State, 1952-55
18 by several pitchers
Season: 18 by Steve Housley, Cal. State Fullerton, 1966
15 Doug Ogden, San Francisco, 1980
11 Gary Randall, Long Beach State, 1977
10 Rick Godsey, Furman, 1966

INNINGS PITCHED:

Career: 457 2/3 Craig Swan, Arizona State, 1969-72
Season: 186 Floyd Bannister, Arizona State, 1976
Game: 20 Jeff Gringrich, San Jose State (vs. Long Beach State) 3/30/73
20 Ruben Patron, Long Beach State (vs. San Jose State) 3/30/73
17 Bowers, SMU (vs. Texas) 5/16/55
17 Tom Brown, NE Louisiana (vs. Sam Houston) 1969
16 2/3 Tommy Jungman, Texas (vs. SMU) 5/16/55

LOWEST EARNED RUN AVERAGE:

Career: 0.56 Keith Weber, Missouri, 1963-64 (144 IP)
0.88 Joe Clement, Connecticut, 1959-61 (17 ER in 173 2/2 IP)
1.05 Frank Klinger, Stanford, 1966-68
1.10 George Duggan, Murray State, 1962-65
Season: 0.26 Campisi, Long Island U., 1964 (104 IP)
0.26 Holland, North Carolina A&T, 1975 (69 IP)
0.26 Jones, Connecticut, 1963 (69 IP)

HIT BATTERS:

Career: 30 George Beam, South Carolina, 1970-73

Season: 14 Eric Broersma, UCLA, 1981

13 George Beam, South Carolina, 1972

EARNED RUNS ALLOWED:

Career: 142 Don Mundie, Mississippi State, 1979-81 (309 IP)

133 Don Robinson, Mississippi State, 1975-78 (323 2/3 IP)

131 Dave Crutcher, Arizona, 1976-78 (339 1/3 IP)

131 Roger Godwin, Georgia Southern, 1978-81 (348 1/3 IP)

131 Matt Allio, San Francisco, 1979-81

Season: 67 Allen Morlock, Mississippi State, 1981 (95 1/3 IP)

62 Steve Housley, Cal. State Fullerton, 1966

62 Dave Crutcher, Arizona, 1977

61 Pat Clement, UCLA, 1981

61 Colin Ward, UCLA, 1981

RUNS ALLOWED:

Career: 192 Don Mundie, Mississippi State, 1979-81 (309 IP)

179 Terry Hayes, Wichita State, 1978-81

174 Matt Allio, San Francisco, 1979-81

170 Steve Jamroz, Furman, 1979-80

169 Don Robinson, Mississippi State, 1974-78 (323 2/3 IP)

Season: 115 Steve Housley, Cal. State Fullerton, 1966

97 Bob McRae, Long Beach State, 1977

89 Dave Crutcher, Arizona, 1977

81 by several players

STRIKEOUTS:

Career: 541 Derek Tatsuno, Hawaii, 1977-79

505 Eddie Bane, Arizona State, 1971-73

Season: 234 Derek Tatsuno, Hawaii, 1979

229 Gary Gentry, Arizona State, 1967

Game: 26 Buddy Schultz, Miami, OH (vs. Wright State) 4/3/71 (9 inn.)

24 Tony Avitable, Florida State (vs. Furman) 1956 (9 inn.)

23 Neal Heaton, Miami, FL (vs. Indiana State) 3/10/81

HITS ALLOWED:

Career: 420 Herb Pryor, Nevada-Las Vegas, 1971-73, 78

354 Craig Swan, Arizona State, 1969-72

Season: 154 Don Mundie, Mississippi State, 1981 (145 IP)

152 Steve Housley, Cal. State Fullerton, 1966

142 Dave Crutcher, Arizona, 1977

141 Larry Navilon, Cal. State Fullerton, 1979

140 Dave Weatherman, Cal. State Fullerton, 1979

Fewest Per Game: 5.5 Q. V. Lowe, Auburn, 1966-67 (86 in 138 IP)

WALKS ALLOWED:

Career: 293 John Oldham, San Jose State, 1952-54

250 Ken Hansen, Arizona State, 1968-71

Season: 134 John Oldham, San Jose State, 1953

100 John Fouse, Arizona, 1965

Game: 18 Rip Collins, Tulane (vs. Northwestern) 1940

Fewest Per Game, Career: 1.55 Loveard McMichael, South Carolina,
1964-67 (36 in 209 IP)

1.69 Allen Johnson, South Carolina, 1973-74
(25 in 133 IP)

1.82 Greg Ward, South Carolina, 1972-75
(69 in 340 IP)

1.85 Brantley Jones, Mississippi State,
1967-70 (52 in 257 IP)

2.00 Tom Lehman, Miami, 1967-69 (52 in
234 IP)

Fewest Per Game, Season: 1.01 Glen Pickersen, Florida, 1968

Travel Schedule and Motels

Team: Mercer University of Macon
Departure: March 3, 1982
Motel: Peachtree Plaza (404) 659-1400

Team: Mercer University of Atlanta
Departure: (from Macon, Ga.)
Return: March 7, 1982
Motel: Peachtree Plaza (404) 659-1400

Team: University of Florida
Departure: March 13, 1982
Motel: Holiday Inn (904) 629-0381

Team: Atlanta Braves
Departure: (from Ocala, Florida)
Motel: Holiday Inn (305) 686-6000

Team: Jacksonville University
Departure: (from West Palm Beach, Fla.)
Return: March 18, 1982
Motel: Ramada Inn (904) 725-5093

Team: Clemson University
Departure: March 31, 1982
Motel: Clemson Athletic Dorm (803) 656-2101

Team: Georgia State University
Departure: (from Clemson, South Carolina)
Return: April 5, 1982
Motel: Peachtree Plaza (404) 656-2101

Team: Memphis State University
Departure: April 9, 1982
Motel: Ramada Inn (901) 362-8010

Team: Auburn University
Departure: (from Memphis, Tenn.)
Return: April 14, 1982
Motel: Holiday Inn (205) 745-6331

Team: Valdosta State College
Departure: April 22, 1982
Return: April 22, 1982
Motel: None

Team: Georgia Southern College
Departure: May 4, 1982
Motel: Wilde's Motel (912) 764-9117

Team: University of Miami
Departure: (from Statesboro, Ga.)
Return: May 9, 1982
Motel: Marriott Hotel (305) 649-5000

Florida State University Baseball Schedule 1982

DATE	OPPONENT	LOCATION	TIME
Feb. 13	Georgia State (DH)	Home	1:00 PM
14	Georgia State	Home	2:00 PM
17	Mercer/Atlanta	Home	3:30 PM
18	Mercer/Atlanta	Home	3:30 PM
19	Mercer/Atlanta	Home	3:30 PM
20	University of Georgia	Home	1:00 PM
21	University of Georgia	Home	2:00 PM
22	Southern University	Home	3:30 PM
23	Southern University	Home	3:30 PM
27	Southern Mississippi	Home	1:00 PM
28	Southern Mississippi	Home	2:00 PM
Mar. 1	Georgia Southern	Home	3:30 PM
2	Georgia Southern	Home	3:30 PM
3	Mercer/Macon	Macon, Ga.	3:00 PM
4	Mercer/Atlanta	Atlanta, Ga.	3:00 PM
5	Mercer/Atlanta	Atlanta, Ga.	3:00 PM
6	Mercer/Atlanta	Atlanta, Ga.	3:00 PM
8	Southeast Missouri State	Home	3:30 PM
9	Valparaiso University	Home	3:30 PM
11	University of Florida	Home	7:00 PM
12	University of Florida	Home	7:00 PM
13	University of Florida	Gainesville, Fl.	7:00 PM
14	University of Florida	Gainesville, Fl.	1:30 PM
15	ATLANTA BRAVES	West Palm Beach	1:30 PM
17	Jacksonville University	Jacksonville, Fl.	3:00 PM
18	Jacksonville University	Jacksonville, Fl.	2:00 PM
19	Otterbein College	Home	7:00 PM
20	Cleveland State	Home	7:00 PM
21	Cleveland State	Home	2:00 PM
22	Saint Xavier College	Home	7:00 PM
23	Virginia Tech	Home	7:00 PM
24	Virginia Tech	Home	7:00 PM
25	Virginia Tech	Home	7:00 PM
26	University of Miami	Home	7:00 PM
27	University of Miami	Home	7:00 PM
28	University of Miami	Home	2:00 PM
Apr. 1	Clemson University	Clemson, S.C.	3:00 PM
2	Clemson University	Clemson, S.C.	3:00 PM
3	Georgia State University	Atlanta, Ga.	1:00 PM
4	Georgia State University	Atlanta, Ga.	1:00 PM
6	University of West Florida	Home	7:00 PM
7	Jacksonville University	Home	7:00 PM
8	Jacksonville University	Home	7:00 PM
10	Memphis St. Univ. (DH)	Memphis, Tenn.	5:00 PM
11	Memphis State University	Memphis, Tenn.	2:00 PM
13	Auburn University	Auburn, Al.	7:00 PM
14	Auburn University	Auburn, Al.	2:00 PM
16	Valdosta State College	Home	7:00 PM
17	Tulane University (DH)	Home	1:00 & 7:00 PM
18	Tulane University	Home	2:00 PM
20	Auburn University	Home	7:00 PM
21	Auburn University	Home	3:30 PM
22	Valdosta State College	Valdosta, Ga.	7:00 PM
24	Mercer/Macon (DH)	Home	1:00 & 7:00 PM
30	Flagler College	Home	7:00 PM
May 1	Flagler College	Home	1:00 PM
4	Georgia Southern College	Statesboro, Ga.	7:00 PM
5	Geo. Southern Col. (DH)	Statesboro, Ga.	3:00 & 7:00 PM
7	University of Miami	Miami, Fla.	7:30 PM
8	University of Miami	Miami, Fla.	7:30 PM
9	University of Miami	Miami, Fla.	2:00 PM
13-16	METRO CONFERENCE TOURNAMENT	Tallahassee, Fla.	