

1984 IN REVIEW

A Team That Wouldn't Quit - Back on April 8, the Seminoles were returning from a four-game road trip. It was not a happy ride. Florida State had just lost two games to Jacksonville and could only manage a split against Georgia Southern. With the 1-3 mark, the season record stood at 33-19-0 - not bad by most standards but sub-par and unacceptable to the Florida State faithful.

During the first nine weeks of the season, Florida State failed to win more than eight games in a row and had also pulled off a five game losing streak - longest in the school's history.

Losses to Southern Miss, South Florida (both at home) and two thrashings at Clemson were particularly painful losses. Many quickly pointed out that the Seminoles were well on their way to setting the school record for losses in a single season.

Seminole head coach Mike Martin felt helpless. "After that road trip to Jacksonville and Statesboro I was at an all-time low," Martin said. "I wasn't sure that we weren't playing the best we could and that's what scared me. I decided right then I was going to keep the faith and try and ride the storm out. It was the only thing I thought we could do at that point."

Fortunately for the Seminoles and Martin, the team wasn't playing to its abilities. FSU's luck took a turn for the better and the Seminoles started to win those close ball games that had eluded them earlier.

Florida State started by whipping Mercer twice before winning two out of three from a hungry Miami team at home. A split with Florida on the road, was followed by two losses to a fine South Alabama team. It was at this point, in which Florida State owned a 39-23 record, that things began to happen.

A sweep of Florida International before finals week was followed with a big weekend series against Tulane. The Green Wave brought a number 12 ranking into the series, but left with two losses in three games as the Seminoles took the series, 17-4, 8-4, 0-1.

Following a tough road loss to South Alabama, FSU closed out the regular season by sweeping Southern Miss in Hattiesburg and doing the same to a tough Memphis State team to finish the road trip with a 6-1 record.

At the start of the Metro Conference Tournament, the Seminoles found themselves in an unusual position - seeded fifth in an eight team tournament. To make matters worse, Florida State lost its opening round game to South Carolina, 4-3 - after taking a two run lead into the ninth.

"Most people counted us out right there," senior co-captain Jody Reed said. "It was a tough loss, but we knew if we stuck together we had a chance. It just meant there was no room for another error."

FSU faced one of its toughest challenges in the first game of the loser's bracket. Number one seeded Tulane, which was upset by Southern Miss in the first round, was the Seminole opponent. Behind Barry Grinnel, who shutout the Seminoles 1-0 just two weeks before, Tulane grabbed a 2-0 lead through six innings. FSU fought back however, winning 4-2 behind Jeff Gray's relief pitching.

A couple of big wins over Memphis State and Cincinnati propelled the Seminoles into Sunday's final day of competition. The Tribe first had to face a sky high Virginia Tech team that knocked off unbeaten South Carolina the night before on a grand slam home run with two outs in the bottom of the ninth.

Riding the momentum, Tech jumped out to a 3-0 lead on a pair of home runs in the first two innings, but FSU came back to pound out 17 hits to take a 17-3 decision over the Hokies.

Exhausted from playing five games in three days, FSU fell behind South Carolina in the championship game 6-1 after four innings. But Vince Calandra's fifth inning grand slam keyed a seven run rally and FSU went on to win 11-10 - claiming its second straight Metro Conference title and its fifth crown overall.

Seven players, including tournament MVP Reed, were named to the all-tourney team from FSU.

In the games leading up to the South Region, Florida State beat a tough New Orleans team two out of three to lift its season record to 55-27-0. The two wins put FSU to within one game of tying the FSU school record for most wins in a season at 56.

In discussing the keys to turning around the 1984 season, Martin noted that three things came to mind. The recovery of Jody Reed from a disastrous mid-season ankle injury, the moving of Jeff Gray from the starting rotation to bullpen and stabilizing thirdbase and centerfield.

"If I could take any one event that held this club back it would be Reed going down in the Cal State-Fullerton game (March 9). I've said it before and I'll say it again, Jody Reed is the finest shortstop I have EVER seen at Florida State and possibly the best in the country. He can do so much for you and we lost him for 10 games and had him hobbling around for another 25 games. When Jody Reed was 100 percent, we started playing better," Martin said.

"Moving Jeff Gray to the bullpen was an iffy move. I wasn't for it at first, but you can't argue with the results. Give the credit to assistant coach Mike McLeod. He recommended it and the results have been satisfying.

"A lot of our early troubles came from thirdbase and centerfield. We had guys who could field but couldn't hit. We had other players who were just the opposite. Basically we made a decision to play Greg Dennis at third and Eric Mangham at center on a daily basis. It's worked out for us," Martin added.

Although the fifth year coach pointed to the three factors above as turning points, he quickly added that the Metro Conference championship was a total team effort. "This team did not have the talent to have two or three players carry the team. We had freshmen contribute all year. Doug Little pitched well down the stretch, so did Jeff Ledbetter, Mike Loynd and Ray Revak. The results of this season was true team effort."



Teammates mob Vince Calandra as fifth inning grand slam brings FSU back from 6-2 deficit against South Carolina in championship game of Metro Conference Tournament.

1984 FINAL STATISTICS

Game-by-Game Statistics

Game	Date	Score	Winning Pitcher	Losing Pitcher	Attendance	Record
1	2/3	FSU 7, South Florida 6 (N)	Treadway (1-0)	Comellas (0-1)	350	1-0-0
2	2/4	Miami 10, FSU 4 (A)	Sheary (1-0)	Little (0-1)	4421	1-1-0
3	2/5	Florida 8, FSU 3 (N)	Daniel (1-0)	Gelmine (0-1)	1176	1-2-0
4	2/10	FSU 4, South Florida 3 (A)	Gray (1-0)	Comellas (0-2)	140	2-2-0
5	2/11	FSU 10, South Florida 6 (A)	Little (1-0)	Waggoner (1-1)	348	3-2-0
6	2/12	FSU 10, South Florida 8 (A)	Treadway (2-0)	Walters (0-1)	178	4-2-0
7	2/14	FSU 7, West Florida 5 (H)	Gray (2-0)	Boisjolie (0-1)	1120	5-2-0
8	2/15	FSU 7, West Florida 1 (H)	Revak (1-0)	Hatcher (0-1)	853	6-2-0
9	2/16	FSU 9, Tampa 5 (H)	Loynd (1-0)	Reed (0-1)	659	7-2-0
10	2/17	FSU 7, Tampa 6 (H)	Gelmine (1-1)	Mumaw (1-1)	956	8-2-0
11	2/18	FSU 12, Georgia Tech 6 (H)	Revak (2-0)	Kinard (0-1)	2674	9-2-0
12	2/19	Georgia Tech 15, FSU 2 (H)	Beistline (1-0)	Gray (2-1)	2357	9-3-0
13	2/21	FSU 4, Jacksonville 0 (H)	Revak (3-0)	Ennis (1-1)	787	10-3-0
14	2/22	FSU 13, Jacksonville 3 (H)	Loynd (2-0)	Christ (0-1)	447	11-3-0
15	2/24	Miami 7, FSU 0 (A)	Sheary (3-1)	Little (1-2)	5127	11-4-0
16	2/25	Miami 4, FSU 5 (A)	Russo (2-1)	Gray (2-2)	4199	11-5-0
17	2/26	FSU 7, Miami 6 (A)	Revak (4-0)	Kosak (0-1)	1622	12-5-0
18	2/28	FSU 10, Auburn 4 (H)	Little (2-2)	Smith (0-1)	812	13-5-0
19	2/29	FSU 12, Auburn 2 (H)	Loynd (3-0)	Chapman (0-1)	700	14-5-0
20	3/1	FSU 13, Ball State 2 (H)	Gray (3-2)	Ritchie (0-2)	951	15-5-0
21	3/2	FSU 5, Ball State 1 (H)	Revak (5-0)	Murphy (1-1)	537	16-5-0
22	3/3	FSU 12, Ball State 2 (H)	Little (3-2)	Sigler (1-1)	1143	17-5-0
23	3/4	FSU 8, Ball State 6 (H)	Gelmine (2-1)	Roesler (0-3)	1418	18-5-0
24	3/6	UNLV 14, FSU 9 (A)	Stottlemyre (5-0)	Revak (5-1)	350	18-6-0
25	3/7	UNLV 3, FSU 1 (A)	Stottlemyre (3-3)	Little (3-3)	200	18-7-0
26	3/8	UNLV 6, FSU 2 (A)	Haley (3-1)	Loynd (3-1)	350	18-8-0
27	3/9	Fullerton 5, FSU 3 (A)	Delzer (2-1)	Gray (3-3)	100	18-9-0
28	3/10	Fullerton 6, FSU 1 (A)	Mathews (6-1)	Revak (5-2)	300	18-10-0
29	3/11	FSU 10, Fullerton 4 (A)	Little (4-3)	Braybrooks (1-2)	500	19-10-0
30	3/13	FSU 7, Southern Miss 5 (H)	Ledbetter (1-0)	Rymer (0-1)	1010	20-10-0
31	3/14	Southern Miss 9, FSU 8 (H)	Bassford (1-0)	Gray (3-4)	1047	20-11-0
32	3/15	FSU 12, Southern Miss 6 (H)	Revak (6-2)	Johnston (2-1)	1013	21-11-0
33	3/16	FSU 3, South Florida 2 (H)	Ledbetter (2-0)	Rose (2-1)	1377	22-11-0
34	3/17	South Florida 8, FSU 6 (H)	Osgood (3-1)	Gelmine (2-2)	1614	22-12-0
35	3/18	South Florida 6, FSU 3 (H)	Walters (2-2)	Gray (3-5)	1276	22-13-0
36	3/19	FSU 5, Pitt 0 (H)	Revak (7-2)	Krause (0-1)	1036	23-13-0
37	3/21	FSU 21, Pitt 1 (H)	Little (5-3)	Craska (0-1)	1100	24-13-0
38	3/21	FSU 6, Pitt 0 (H)	Loynd (4-1)	Seebacher (0-1)	1100	25-13-0
39	3/22	FSU 7, Tennessee Tech 3 (H)	Gray (4-5)	Ridge (2-1)	737	26-13-0
40	3/23	FSU 18, Alabama 16 (N)	Loynd (5-1)	Howard (0-1)	4800	27-13-0
41	3/24	FSU 5, Georgia Southern 4 (H)	Gelmine (3-2)	Bass (2-1)	1593	28-13-0
42	3/25	FSU 21, Georgia Southern 3 (H)	Little (6-3)	McDowell (0-6)	1033	29-13-0
43	3/29	Clemson 13, FSU 0 (A)	Parrish (5-1)	Loynd (5-2)	700	29-14-0
44	3/30	Clemson 13, FSU 3 (A)	Mallon (4-2)	Gray (4-6)	500	29-15-0
45	3/31	FSU 8, Georgia State 6 (A)	Revak (8-2)	Hollins (0-6)	200	30-15-0
46	4/1	FSU 26, Georgia State 13 (A)	Loynd (6-2)	Cobb (0-4)	300	31-15-0
47	4/4	Florida 11, FSU 3 (H)	Fischer (3-0)	Little (6-4)	1230	31-16-0
48	4/4	FSU 11, Florida 9 (H)	Loynd (7-2)	Daniel (5-4)	2322	32-16-0
49	4/5	Jacksonville 10, FSU 2 (A)	Ennis (5-2)	Revak (8-3)	300	32-17-0
50	4/6	Jacksonville 10, FSU 8 (A)	Newman (5-1)	Ledbetter (2-1)	200	32-18-0
51	4/7	FSU 4, Georgia Southern 2 (A)	Loynd (8-2)	Roberts (5-2)	420	33-18-0
52	4/8	Georgia Southern, FSU 3 (A)	Dale (4-5)	Little (6-5)	398	33-19-0
53	4/10	FSU 6, Mercer 0 (H)	Revak (9-3)	Pearson (2-3)	664	34-19-0
54	4/11	FSU 13, Mercer 2 (H)	Ledbetter (3-1)	Haygood (0-3)	303	35-19-0
55	4/13	FSU 3, Miami 2 (H)	Gray (5-6)	Souza (4-4)	3521	36-19-0
56	4/14	Miami 4, FSU 3 (H)	Sheary (6-1)	Treadway (2-1)	3916	36-20-0
57	4/15	FSU 5, Miami 4 (H)	Gray (6-6)	Russo (3-5)	2203	37-20-0
58	4/17	Florida 8, FSU 7 (A)	Lee (4-2)	Gray (6-7)	1005	37-21-0
59	4/18	FSU 7, Florida 4 (A)	Little (7-5)	Fischer (4-2)	1020	38-21-0
60	4/19	South Alabama 12, FSU 4 (H)	Alter (4-0)	Treadway (2-2)	969	38-22-0
61	4/20	South Alabama 9, FSU 3 (H)	Mills (2-0)	Revak (9-4)	1161	38-23-0

Game-by-Game Statistics (cont.)

Game	Date	Score	Winning Pitcher	Losing Pitcher	Attendance	Record
62	4/21	FSU 10, Fla. International 3 (H)	Ledbetter (4-1)	Filippi (2-1)	902	39-23-0
63	4/22	FSU 12, Fla. International 3 (H)	Little (8-5)	Steinart (5-2)	523	40-23-0
64	4/27	FSU 17, Tulane 4 (H)	Little (9-5)	Little (2-1)	1355	41-23-0
65	4/29	FSU 8, Tulane 4 (H)	Gray (7-7)	Desjardins (11-3)	DH	42-23-0
66	4/29	Tulane 1, FSU O (H)	Grinnell (10-2)	Revak (9-5)	1571	42-24-0
67	4/30	South Alabama 8, FSU 7 (A)	Sassone (11-3)	Gelmine (3-3)	558	42-25-0
68	5/1	FSU 9, Southern Miss 3 (A)	Loynd (9-2)	Magee (1-7)	651	43-25-0
69	5/2	FSU 11, Southern Miss 2 (A)	Little (10-5)	Ortego (2-5)	310	44-25-0
70	5/3	FSU 16, Southern Miss 6 (A)	Revak (10-5)	Rymer (1-3)	250	45-25-0
71	5/4	FSU 13, Memphis St. 7 (A)	Loynd (10-2)	Young (2-3)	400	46-25-0
72	5/6	FSU 11, Memphis St. 3 (A)	Little (11-5)	Norris (2-2)	DH	47-25-0
73	5/6	FSU 8, Memphis St. 3 (A)	Revak (11-5)	Gallo (4-4)	300	48-25-0
74	5/10	South Carolina 4, FSU 3 (H) @	Jenkins (3-1)	Little (11-6)	2730	48-26-0
75	5/11	FSU 4, Tulane 2 (H) @	Gray (8-7)	Grinnell (10-3)	1671	49-26-0
76	5/11	FSU 10, Memphis St. 3 (H) @	Loynd (11-2)	Norris (2-3)	1871	50-26-0
77	5/12	FSU 11, Cincinnati 2 (H) @	Ledbetter (5-1)	Thompson (1-5)	2135	51-26-0
78	5/13	FSU 17, Virginia Tech 3 (H) @	Little (12-6)	Buzzi (1-1)	3267	52-26-0
79	5/13	FSU 11, South Carolina 10 (H) @	Treadway (3-2)	Coker (5-2)	4140	53-26-0
80	5/18	New Orleans 7, FSU 4 (H)	Epping (6-7)	Little (12-7)	815	53-27-0
81	5/19	FSU 5, New Orleans 1 (H)	Revak (12-5)	Whitehurst (13-4)	482	54-27-0
82	5/20	FSU 7, New Orleans 3 (H)	Loynd (12-2)	Bartolotta (5-2)	388	55-27-0
83	5/24	Stetson 10, FSU 7 (H) *	Ullian (8-3)	Little (12-8)	3007	55-28-0
84	5/25	East Carolina 7, FSU 4 (H) *	Johnson (10-3)	Loynd (12-3)	3171	55-29-0

@ Metro Conference Championship
 * NCAA South Regional Playoffs

1984 FINAL BASEBALL STATISTICS

Record: 55-29-0 (.655); Home: 38-13 (.745); Away: 15-15 (.500); Neutral: 2-1 (.667); Against Division One: 51-29 (.638); Metro Conference Record: 15-3 (.833); Conference Champions; Against Other Conferences: 26-20 (.565); Against Major Independents: 8-5 (.615); Day Games: 34-13 (.723); Night Games: 21-16 (.568); One Run Games: 9-6 (.600); Extra Innings: 3-0 (1.000); Doubleheaders: 4-0-2 (.833); Home Attendance: 47 gates - 70,469 (1499 avg.); Away Attendance: 34 Gates - 33,774 (993 avg.); Total Attendance: 104,243 (1287 avg.)

Final Pitching Statistics

Name	App	GS	CG	W-L	Save	IP	R	ER	H	BB	SO	HBP	WP	SHO	ERA	HR-3B-2B
REVAK, Ray	24	18	4	12-5	0	131.0	62	54	118	44	73	2	10	3	3.71	15-1-25
GRAY, Jeff	29	11	1	8-7	4	104.1	66	45	113	25	75	3	1	0	3.88	8-4-20
LITTLE, Doug	26	23	5	12-8	0	161.1	95	79	167	40	100	5	9	0	4.41	19-3-29
LOYND, Mike	26	15	2	12-3	0	107.2	73	56	106	46	79	3	4	1	4.68	12-1-23
TREADWAY, Doug	37	3	0	3-2	9	66.2	45	36	73	37	59	3	2	0	4.86	8-4-11
LEDBETTER, Jeff	15	7	1	5-1	0	60.2	37	33	61	34	37	2	5	0	4.90	9-2-10
GELMINE, Steve	20	6	0	3-3	0	43.1	43	24	46	41	35	0	9	0	4.98	3-2-4
Less Than 30 Innings Pitched																
PINDER, Chris	6	0	0	0-0	0	6.2	0	0	2	0	6	0	0	0	0.00	0-0-0
LEVY, Loren	19	0	0	0-0	1	26.1	16	14	28	14	14	2	3	0	4.78	2-0-7
MORGAN, Todd	5	0	0	0-0	1	10.1	8	8	16	3	4	0	0	0	6.97	2-2-2
HANSELMAN, Dave	15	0	0	0-0	0	18.1	17	15	23	25	19	1	2	0	7.36	3-0-5
DREVIS, Jay	1	0	0	0-0	0	1.1	3	3	3	1	1	0	0	0	20.25	0-0-0
Florida State	223	84	13	55-29	16	738.0	464	367	756	310	502	22	46	4	4.48	82-19-133
Opponents	231	84	16	29-55	8	717.2	644	516	833	555	520	46	75	3	6.47	99-18-149

Balks: Ledbetter 1, Loynd 1
 Pickoffs: Gray 9, Little 4, Gelmine 3, Loynd 2, Ledbetter 2, Levy 1, Revak 1


1984 Final Batting Statistics

Name	G	AB	R	H	2B	3B	HR	RBI	Slug Pct.	SB-SBA	BB	SO	HBP	S-SF	Avg	PO-A-E	Field Pct.
SORRENTO, Paul	84	295	78	103	20	2	17	68	.603	6-8	75	51	3	0-7	.349	112-4-8	.935
REED, Jody	73	294	80	99	22	2	7	48	.497	25-36	68	19	4	0-3	.337	137-232-19	.951
FAZZINI, Frank	84	317	87	103	18	2	29	89	.669	18-24	64	74	5	0-5	.325	103-13-15	.885
ALICEA, Luis	82	327	74	103	12	6	5	55	.434	17-24	53	47	12	6-3	.315	167-254-16	.963
CALANDRA, Vince	70	180	35	52	9	0	8	48	.472	3-11	44	35	5	2-6	.287	28-1-0	1.000
JONES, Jimmy	77	260	59	74	17	0	14	63	.516	7-9	53	54	4	2-2	.285	571-58-10	.984
DENNIS, Greg	68	181	32	50	11	1	2	31	.381	4-8	34	11	3	7-1	.276	51-124-18	.907
MANGHAM, Eric	42	109	23	30	1	1	1	15	.330	7-12	19	23	0	3-0	.275	59-4-1	.984
GARRISON, Dave	48	109	33	30	6	1	3	18	.431	2-5	18	20	1	0-3	.275	21-45-15	.815
DEDDENS, Eric	63	134	24	36	7	0	0	16	.321	4-6	27	35	1	0-3	.269	137-64-17	.922
MARZAN, Jose	78	249	48	65	14	3	6	51	.414	15-21	35	42	5	2-8	.261	271-40-14	.957
INSOGNA, Vince	71	141	20	31	4	0	3	18	.312	2-2	18	36	1	0-0	.220	269-33-13	.959
Less Than 100 At-Bats																	
KOSCO, Drew	38	72	18	22	3	0	1	13	.388	0-1	10	16	1	0-0	.306	3-1-0	1.000
HEATH, Ken	9	8	1	2	0	0	0	1	.250	0-1	0	3	0	0-0	.250	9-3-0	1.000
GENTRY, Alan	41	66	10	15	3	0	0	9	.273	4-7	24	14	0	2-1	.227	36-0-0	1.000
LEDBETTER, Jeff	20	63	9	14	1	0	3	11	.381	0-2	4	21	0	0-0	.222	124-10-2	.985
MITCHELL, Bart	50	34	9	3	1	0	0	4	.117	2-4	4	10	1	1-1	.088	13-0-1	.929
ZOELLER, Tommy	16	21	2	0	0	0	0	1	.000	0-0	5	7	0	0-1	.000	9-0-0	1.000
Pitchers	84	6	2	1	0	0	0	2	.167	0-0	0	2	0	0-0	.167	92-240-18	.976
Florida State	84	2866	644	833	149	18	99	561	.459	116-181	555	520	46	25-44	.291	2212-1126-167	.952
Opponents	84	2856	464	756	133	19	82	404	.411	98-157	310	502	22	18-18	.265	2130-915-184	.943

<u>Double Plays</u>	<u>Left on Base (per game avg.)</u>	<u>Runner's Thrown Out (Catcher's Defense on Steal)</u>
FSU 95	FSU 724 (8.6)	Insogna 25, Marzan 10, Heath 2
Opp 79	Opp 551 (6.6)	

Grandslams: Jones 2, Sorrento 1, Dennis 1, Marzan 1, Alicea 1, Calandra 1
Game Winning RBIs: Fazzini 10, Sorrento 10, Marzan 6, Alicea 4, Reed 4, Insogna 3, Deddens 3, Ledbetter 2, Garrison 2, Jones 2, Calandra 1, Kosco 1

Seminole Honor Roll



- Jody Reed Metro Conference Tournament MVP
 Metro All-Tournament Team
 Honorable Mention All-Metro Conference
 Wendy's MVP Award
- Frank Fazzini Baseball America's All-American (Third Team)
 All-Metro Conference
 Metro All-Tournament Team
- Paul Sorrento Freshman All-America Team (Baseball America)
 All-Metro Conference
 Metro All-Tournament Team
- Luis Alicea Freshman All-America Team (Baseball America)
 Metro All-Tournament Team
 Honorable Mention All-Metro Conference
- Ray Revak Freshman All-America Team (Baseball America)
 All-Metro Conference
- Jose Marzan Honorable Mention All-Metro Conference
 Member American Legion World Series Championship Team
- Mike Loynd Alternate, United States Olympic Team
- Eric Mangham ... Metro All-Tournament Team
- Vince Calandra .. Metro All-Tournament Team
- Doug Little Metro All-Tournament Team

METRO CONFERENCE

Formed in 1975, the Metro Conference has emerged as one of the top collegiate athletic conferences in the nation.

Larry Albus envisioned the formation of the conference when he was athletic director at St. Louis. His dream became reality when six schools - Cincinnati, Georgia Tech, Tulane, Louisville, Memphis State, and St. Louis - announced they would become charter members of the conference.

Under Albus' direction, the Metro quickly became a force to be reckoned with on the college athletic scene. When Louisville won the NCAA basketball championship in 1980, the Metro became the first conference to produce a champion in its first five years of existence.


The conference quickly grew in prestige. Florida State joined the conference in 1976 and when Georgia Tech withdrew a year later, Virginia Tech quickly enlisted into the ranks.

A new look was added in 1982 when St. Louis resigned its membership and was replaced with southern independent Southern Mississippi. The conference's image as a tough all-sports conference received a boost when South Carolina became the eighth member prior to the 1983-84 school year.

Although considered one of the top basketball conferences year-in and year-out, the Metro is one of the best baseball conferences in the nation from top to bottom. Florida State, Tulane, South Carolina and Memphis State have all played in NCAA regional competition in recent years; while the Gamecocks and Seminoles have been almost a yearly fixture in the national championship tournament.

Recognizing the strength of the conference, the NCAA has granted an automatic regional berth to the conference champion. A second team is almost always selected from the Metro.

For the seventh straight year, Seminole Stadium will be the home of the Metro Conference Championship. Excellent facilities and weather make the FSU campus an ideal spot for the Metro. Fan support is high, with more than 14,500 fans attending the championship in 1984. FSU leads all conference teams with five baseball championships (1977-80-81-83-84); while Memphis State (1976-78) and Tulane (1979-82) have won two titles each.



Metro Conference Results

Year	Site	Champion	Outstanding Player
1976	Memphis	Memphis State	Ron McNeely, Memphis State
1977	Memphis	Florida State	Terry Kennedy, Florida State
1978	Tallahassee	Memphis State	Terry Pressgrove, Memphis State
1979	Tallahassee	Tulane	Ken Francingues, Tulane
1980	Tallahassee	Florida State	Mike Fuentes, Florida State
1981	Tallahassee	Florida State	Mike Fuentes, Florida State
1982	Tallahassee	Tulane	Eric Lane, Florida State
1983	Tallahassee	Florida State	Danny Dowell, Florida State
1984	Tallahassee	Florida State	Jody Reed, Florida State

1984 Metro Conference Championship

Day 1	R	H	E	Day 2	R	H	E
Cincinnati	011	001	022	7	11	3	
Louisville	110	002	000	4	8	4	
Memphis State	430	202	100	12	13	3	
Virginia Tech	100	220	010	6	8	2	
Southern Miss	110	030	020	7	12	2	
Tulane	101	010	020	5	6	3	
Florida State	001	100	001	3	9	3	
South Carolina	000	010	003	4	9	4	
Louisville				400	100	011	7 10 6
Virginia Tech				213	200	30x	11 12 1
Tulane				100	000	100	2 7 3
Florida State				000	000	31x	4 10 1
Memphis State				000	100	100	2 5 0
Cincinnati				000	100	20x	3 8 3
South Carolina				200	031	200	8 15 2
Southern Miss				103	000	100	5 10 0

Day 2 (cont.)				R	H	E
Florida State	002	122	201	10	13	0
Memphis State	010	001	001	3	9	1
Virginia Tech	170	020	133	17	18	7
Southern Miss	030	100	001	5	10	5

Day 3				R	H	E
Cincinnati	110	000	100	3	9	2
South Carolina	010	100	20x	4	10	1
Cincinnati	002	000	000	2	8	5
Florida State	110	800	10x	11	10	1
South Carolina	000	030	000	3	7	2
Virginia Tech	000	001	014	6	7	3

Day 4				R	H	E
Virginia Tech	210	000	000	3	8	3
Florida State	010	690	10x	17	17	2

Championship Linescore

Florida State 001 071 200 11 18 0
 South Carolina 402 003 01x 10 13 1
 E-St. Laurent (SC); DP-FS 1, SC 3; LOB-FS 12
 SC 5; 3B-Alicea (FS), Rinehart (SC); HR-Morhardt (SC) 2,
 Calandra (FS), Sullivan (SC); SF-Jones (FS)
Batteries: FS-Gelmine, Revak (1), Treadway (6), Gray (7)
 and Marzan; SC-Perozo, Price (5), Jenkins (5), Coker (6),
 Reed (6) and Boyle.
 WP-Treadway; LP-Coker; Save-Gray
 T: 3:05; A-4,140

Florida State's

All-Tournament Selections

Chip Bifano	1977	Craig Patterson	1979	Frank Fazini	1983
Joe Hicks	1977	Jeff Ledbetter	1979-81-82	Jody Reed	1983-84
Terry Kennedy	1977	Lionel Martinez	1980-81	Mark Barineau	1983
Larry Jones	1977	Rick Figueredo	1980-83	Danny Dowell	1983
Ron Traylor	1978	Ken Fischer	1980	David Smalley	1983
Bob Benda	1978	Mike Yastrzemski	1981-83	Jeff Gray	1983-84
Dave Mobley	1978	Joe Licata	1981	Paul Sorrento	1984
Brooks Caery	1978	Don DeLoach	1981	Eric Mangham	1984
Mike Fuentes	1979-80-81	Chris Cawthon	1982	Luis Alicea	1984
Bruce Huff	1979	Mark Lacy	1982	Vince Calandra	1984
		Jamey Shouppe	1982	Doug Little	1984

All-Conference Team

(Regular Season)

Tommy Mathews, Tulane
 Greg Morhardt, South Carolina
 Tim Dulin, Memphis State
 Ken Anderson, South Carolina
 Billy Plante, Virginia Tech
 Dan Wagner, Tulane
 Frank Fazini, Florida State
 Paul Sorrento, Florida State
 Dan Mille, Louisville
 Ty Cobbs, Louisville
 Ray Revak, Florida State
 Scott Reburn, Louisville
 Thornton Stringfellow, Virginia Tech
 Marc Desjardins, Tulane

All-Tournament Team


1st - Greg Morhardt, South Carolina
 2nd - Luis Alicea, Florida State
 3rd - Billy Plante, Virginia Tech
 SS - Jody Reed, Florida State
 Utility - George Canale, Virginia Tech
 DH - Vince Calandra, Florida State
 Catcher - Jaun Vasquez, Southern Miss
 Outfielders - Jim St. Laurent, South Carolina
 Rob Rinehart, South Carolina
 Paul Sorrento, Florida State
 Eric Mangham, Florida State
 Pitchers - Jeff Gray, Florida State
 Doug Little, Florida State
 Rodney Brooks, Virginia Tech




SEMINOLE BASEBALL



Fans



Action



Family Entertainment

THIS IS FSU BASEBALL

A Program of Tradition, Success - Few teams have managed to maintain the success that the Florida State baseball team has enjoyed since 1948.

But this is no surprise to the people associated with college baseball, as the Seminoles annually have lived up to their billing as the "Best in College Baseball."

Florida State's most recent appearance in the College World Series was in 1980 and that trip marked the seventh time the Seminoles have appeared in the NCAA's prestigious "Final Eight." Consider that only five other teams played in that many CWS.

Added to that statistic is the fact that the Seminoles have played in 22 NCAA regional tournaments, which easily places Florida State in the top five schools in the country in the number of regional tournaments qualified for. FSU has been a member of the NCAA Championship field every year since 1978.

A tribute to the Florida State program has been the school's overall record since the beginning. Despite playing one of the toughest schedules year in and out, Florida State has compiled an overall mark of 1176-470-7 (.714 winning percentage). Florida State had never experienced a losing season and has dipped below the .600 winning percentage mark just once since 1954. FSU's 56 post-season wins in NCAA play also ranks the school in the top five nationally.

Many Florida State players go on to professional ball. With three signings in 1984, the Florida State total of professional signings have increased to 90 since 1966.

Florida State's excellence is recognized around the country. Many scouts recommend that players attend FSU, rather than turn pro directly out of high school.

If a player is determined to get a college diploma before turning professional, Florida State offers an excellent opportunity. High school and junior college coaches around the country recognize this fact. It's reflected on the 1985 FSU roster that is dotted with players from 11 different states, Puerto Rico and the Dominican Republic.

Florida State players are given the opportunity to play in 100 to 140 games a year. Following the conclusion of a 40-game fall exhibition season, FSU plays a 70-80 game spring schedule. Following the NCAA tournament, many players elect to stay in Tallahassee to play for Jerry's Caterers, FSU's summer league team. The FSU-Alumni game, which features former Seminole greats like Dick Howser and Terry Kennedy, an exhibition game against a major league team and the Metro Conference Championship are three events that have become popular in Tallahassee.

In the off season, Florida State athletes take advantage of FSU's weight training facilities - among the finest in the nation in terms of facilities and instruction.

An opportunity to play baseball year round does not mean that FSU is not concerned with academic life. The Seminole athletic department employs a full-time academic advisor and several assistants, whose sole concern is to monitor and help the student athlete obtain a marketable degree. If the athlete needs help in scheduling, tutoring or other special service, help is always available.

Keeping with the tradition, it is not surprising that Florida State has some of the best facilities in the nation. The new \$3.9 million Moore Athletic Center serves as the hub of Seminole Athletics.

Seminole Stadium, home of FSU baseball, is often praised by opposing coaches as the finest natural grass facility in college baseball. Lights make night baseball a local favorite.

A training program under the direction of Don Fauls, insures that every Seminole athlete receives the finest medical and athletic training care available. An athletic trainer is present at every practice and game.

If playing before large crowds is important to the prospective athlete, FSU has an answer. Annually a top ten team in attendance (seventh in 1984), Florida State sold over 1200 season tickets last season. Crowds in excess of 3,000 have become commonplace; while over 100,000 fans saw Florida State play 1984.

Media attention is also high. FSU baseball is page one news in Tallahassee and is covered on a regular basis in the state's major newspapers. Over 100 members of the news and electronic media requested credentials to the 1984 NCAA South Region playoff hosted by the Seminoles. WTNT radio will carry 50 games this season back to Tallahassee; while commercial television stations in Tallahassee carry Florida State baseball as their lead sports story in the spring.

It is little wonder that Florida State has served as a role model of several upcoming programs. In terms of facilities, coaching, education, fan support, and one the field successes, FSU lives up to the claim "The Best in College Baseball."

The 1970 Seminoles played in the Championship Game of NCAA College World Series.



Florida State in NCAA Baseball Championship Play

1956 (1-2)			1965 (5-3)			1975 (3-2)		
Duke	2-1	W*	Mississippi State	3-6	L*	Miami	1-0	W*
Duke	2-4	L*	Maryland	7-3	W*	LSU	4-2	W*
Duke	6-7	L*	Mississippi State	6-2	W*	Miami	6-5	W*
1957 (3-3)			Furman	2-1	W*	Eastern Michigan	1-2	L**
Georgia Teachers	5-3	W*	Furman	7-5	W*	Seton Hall	0-11	L**
Duke	3-2	W*	Ohio State	1-2	L**	1976 (1-2)		
Duke	6-8	L*	Texas	3-2	W**	Jacksonville	6-1	W*
Duke	4-1	W*	St. Louis	3-5	L**	Auburn	1-2	L*
Penn State	0-7	L**	1966 (3-2)			Jacksonville	7-9	L*
Connecticut	3-5	L**	Mississippi State	3-4	L*	1978 (0-2)		
1958 (1-2)			East Carolina	6-3	W*	Marshall	0-4	L*
George Washington	3-1	W*	Mississippi State	7-0	W*	Miami	2-7	L*
Florida	1-2	L*	North Carolina	6-5	W*	1979 (0-2)		
Clemson	5-8	L*	North Carolina	4-6	L*	Florida	5-9	L*
1959 (2-2)			1967 (1-2)			Delaware	6-7	L*
George Washington	3-2	W*	Clemson	5-3	W*	1980 (3-2)		
Clemson	2-24	L*	Auburn	3-13	L*	New Orleans	10-8	W*
Georgia Tech	16-9	W*	Clemson	4-6	L*	Western Kentucky	19-7	W*
Clemson	0-5	L*	1968 (3-2)			Western Kentucky	10-5	W*
1961 (1-2)			East Carolina	1-2	L*	Hawaii	6-7	L**
West Virginia	3-1	W*	Auburn	6-1	W*	Arizona	3-5	L**
Duke	2-7	L*	East Carolina	3-2	W*	1981 (2-2)		
West Virginia	3-4	L*	North Carolina St.	15-12	W*	Florida	5-1	W*
1962 (6-3)			North Carolina St.	1-4	L*	Minnesota	9-5	W*
Florida	0-1	L*	1970 (7-2)			Miami	6-14	L*
West Virginia	6-5	W*	East Carolina	2-0	W*	Florida	4-5	L*
Florida	3-1	W*	Maryland	10-1	W*	1982 (1-2)		
Wake Forest	10-8	W*	Mississippi St.	5-4	W*	Eastern Michigan	2-7	L*
Wake Forest	3-2	W*	Arizona	4-0	W**	Ohio State	8-3	W*
Santa Clara	5-1	W**	Dartmouth	6-0	W**	Oklahoma	5-6	L*
Ithaca	5-4	W**	Texas	1-5	L**	1983 (1-2)		
Michigan	7-10	L**	Ohio University	2-0	W**	South Alabama	8-2	W*
Santa Clara	6-11	L**	Texas	11-2	W**	Alabama	5-7	L*
1963 (4-3)			Southern Cal	1-2	L**	Miami	5-10	L*
Auburn	4-3	W*	1972 (1-2)			1984 (0-2)		
Wake Forest	12-4	W*	South Alabama	5-6	L*	Stetson	7-10	L*
Wake Forest	5-6	L*	Richmond	10-5	W*	East Carolina	4-7	L*
Wake Forest	11-5	W*	Mississippi	3-8	L*			
Western Michigan	5-2	W**						
Arizona	3-4	L**						
Southern Cal	3-4	L**						

* - NCAA District/Regional Competition
** - World Series Play


JERRY'S CATERERS

Summer Baseball for FSU Players - Many Florida State baseball players take advantage of year round baseball at FSU by electing to stay in Tallahassee during the summer months and play for Jerry's Caterers - FSU's summer team coached by Rod Delmonico.

This program affords incoming freshmen and transfers the opportunity to play 35-40 additional games of highly competitive summer league ball, while attending summer school at the same time. Many veteran players also take advantage of the program.

Jerry's schedule is highlighted by an annual trip to North Carolina in August for the Lenoir National Invitational tournament.

In 1984, Jerry's finished the summer with a sparkling 27-3 record and successfully defended its title at Lenoir.



Final Summer Statistics

Hitting


Name	AB	H	HR	RBI	Avg.
Bart Mitchell	23	11	0	4	.478
Barry Blackwell	68	32	3	22	.471
Ray Revak	15	7	0	3	.467
Paul Sorrento	64	28	3	26	.438
Luis Alicea	76	31	2	7	.408
David Maus	31	12	0	9	.387
Tom Zoeller	83	32	4	25	.386
Craig Saxner	82	31	2	17	.378
Jimmy Jones	82	30	7	37	.366
Richie Lewis	48	16	1	9	.333
Paul Thomas	9	3	0	0	.333
Eric Mangham	76	25	1	17	.329
Ed Fulton	76	23	2	23	.303
Lanny Abshier	10	3	0	2	.300
Vince Calandra	10	3	1	4	.300
Keith Kidd	54	16	0	9	.296
Chris Pinder	7	2	0	1	.286
Todd Stalnak	28	7	0	7	.250
Mike Andrews	8	2	0	3	.250
Jaun Bonilla	17	4	0	1	.235
Al Ashmont	2	0	0	0	.000

Pete Brown	1	0	0	0	.000
Rick Hatcher	2	0	0	0	.000
Mike McLeod	2	0	0	0	.000
Eric McNitt	2	0	0	0	.000
Totals	876	318	25	226	.363

Pitching

Name	G	W-L	Save	ERA
Mike McLeod	4	2-0	1	0.00
Ed Fulton	1	0-0	0	0.00
Rick Hatcher	4	1-0	2	0.96
Ray Revak	7	3-0	0	1.16
Eric McNitt	10	5-0	0	2.47
Richie Lewis	7	3-0	2	2.65
Chris Pinder	6	3-1	1	3.18
Al Ashmont	3	1-0	0	4.65
Pete Brown	5	2-0	0	4.71
Todd Stalnak	7	4-0	0	6.11
Mark Marino	5	1-2	1	6.97
Paul Thomas	6	2-0	0	7.53
David Maus	3	0-0	0	15.19
Rolando Lopez	2	0-0	0	19.29
Totals	71	27-3	7	2.43

WTNT RADIO



Rod Meadows
Seminole Play-By-Play
Announcer



For the fifth straight year, WTNT Radio will broadcast Seminole baseball live on it's AM station, 1270 AM. This year's schedule is the largest in the station's history, as WTNT will broadcast 48 regular season games; as well as the 1985 Metro Conference Tournament and any subsequent regional and World Series action the Seminole might be involved in.

Highlights of this year's package include all six scheduled games with the University of Miami, four games with Florida, the New York Yankees exhibition on March 14, and all 18 conference games the Seminoles are slated to play.

Popular sports personality Rod Meadows will handle the play-by-play chores this season. Sports Director for WTNT, Meadows is in his fifth campaign as the "Voice of Seminole Baseball."

Former Seminole baseball coach Dave Fannin will provide color commentary on select broadcasts.

As a special feature of Seminole Baseball on WTNT, each broadcast will feature 15-minute pre and post game show with Seminole head coach Mike Martin.

"We are extremely pleased to present Seminole baseball for the fifth straight year on WTNT," Meadows noted. "Our broadcasts in the past have been well received in the community and we are happy to expand our coverage."

The entire schedule with approximate air times follow:

Date	Opponent	Time
2/5	Armstrong State	3:15 PM
2/9	South Florida	12:45 PM
2/10	South Florida	1:45 PM
2/16	Southern Miss (DH)	12:45 PM
2/17	Southern Miss	1:45 PM
2/22	Miami	7:15 PM
2/23	Miami	7:15 PM
2/24	Miami	1:45 PM
3/9	South Florida	12:45 PM
3/10	South Florida	12:45 PM
3/11	Western Kentucky	6:45 PM
3/12	Western Kentucky	6:45 PM
3/13	Samford	6:45 PM
3/14	New York Yankees	1:30 PM
3/14	Samford	6:45 PM
3/15	Florida	6:45 PM
3/16	Florida	1:15 PM
3/17	Florida	1:45 PM
3/18	Pittsburgh	6:45 PM
3/19	Pittsburgh	6:45 PM
3/20	Pittsburgh	6:45 PM
3/23	Southern Miss (DH)	1:45 PM
3/24	Southern Miss	1:45 PM
3/27	South Alabama	6:45 PM
3/29	Georgia State (DH)	4:45 PM
3/30	Memphis State (DH)	5:45 PM
3/31	Memphis State	1:45 PM
4/2	Florida	6:45 PM
4/3	Jacksonville	6:45 PM
4/4	Jacksonville	6:45 PM
4/5	Tulane	6:45 PM
4/6	Tulane (DH)	12:45 PM
4/12	Miami	6:45 PM
4/13	Miami	6:45 PM
4/14	Miami	12:45 PM
4/20	Memphis State (DH)	4:45 PM
4/21	Memphis State	12:45 PM
4/28	Georgia Tech	1:45 PM
4/29	Georgia Tech	6:45 PM
5/2	South Alabama	7:45 PM
5/4	Tulane (DH)	1:45 PM
5/5	Tulane	1:45 PM
5/9-12	Metro Tournament	TBA

SEMINOLES IN THE PROS

FSU's Professional Pipeline - Few universities in the country have provided a pipeline to professional baseball as Florida State has. Since 1966, a total of 91 have signed contracts.

Several former FSU players are currently active in the major leagues. Terry Kennedy (Padres) and Johnny Grubb (Tigers) played key roles in helping their teams into the 1984 World Series.

Former FSU All-American and head coach Dick Howser managed his Kansas City Royal club to the 1984 American League West championship. Woody Woodward, another ex-FSU player and head coach, is now assistant general manager of the New York Yankees.


Howser, Grubb and Kennedy are the three former Seminoles to play in a major league all-star game; while Woodward, Kennedy, Grubb and Rick Langford hold the distinction of former Seminoles to play in World Series competition.

Many Seminoles including Jim Weaver, Mark Gilbert and Mike Fuentes, are currently playing in triple A ball - just one step away from the majors.


In all, 30 former Florida State players are still active in professional baseball.

Overall, the Seminoles have had two or more players signed to professional contracts every year since 1968. In 1977, 11 players signed.

The list below contains the names of former Seminoles that have played one or more years in professional baseball, along with the team they originally signed with.



Dick Howser



John Grubb

1984		1977			
Jody Reed	Boston	Guillermo Bonilla	Cleveland	Al Cleveland	Detroit
Jeff Gray	Philadelphia	Ben Curry	Cleveland	Greg Gromek	Detroit
Doug Treadway	Los Angeles	Larry Jones	Baltimore	Mike Leber	Boston
1983		Terry Kennedy	St. Louis	Harry Saferight	Philadelphia
Bruce Tanner	Chicago	Carlos Lezcano	Chicago	Mac Scarce	Philadelphia
David Smalley	New York	Jim McArdie	Cincinnati	1970	
Mike Yastrzemski	Atlanta	Rick McGlone	Kansas City	Gene Ammann	Milwaukee
Tony Blasucci	Pittsburgh	Mike McLeod	New York	John Grubb	San Diego
Mark Barineau	Cleveland	Jackie Smith	Chicago	Tom Henson	Cincinnati
1982		Joe Hicks	Chicago	Dick Nichols	Boston
Jeff Ledbetter	Boston	1976		Mike Slade	Texas
Chris Cawthon	Cleveland	Craig Eaton	Kansas City	Pat Osburn	Cincinnati
Jay Keeler	Cleveland	Jeff Hardy	Chicago	1969	
Tim Phillips	Toronto	Bob Mayer	Cincinnati	Mike Eason	Montreal
Jamey Shoupp	Houston	1975		Jim Guszynski	Los Angeles
Allen Swindle	Cincinnati	Jim Busby	Pittsburgh	Chuck Hines	Pittsburgh
1981		Randy Davidson	Cincinnati	Jeff Hogan	Detroit
Mike Fuentes	Montreal	Danny O'Brien	St. Louis	George Lott	Montreal
Clem Freeman	Cincinnati	Larry Rothschild	Cincinnati	Dave Moates	Texas
Rick Hatcher	Atlanta	Steve Tebbetts	Cincinnati	Craig Skok	Boston
Joe Licata	New York	1974		Dick Gold	Cubs
Ed Schneider	Toronto	Ron Herring	Montreal	Chuck Cone	San Diego
1980		Marty Maier	Kansas City	1968	
Ken Smith	New York	1973		Tom Cook	Oakland
Jim Weaver	Minnesota	John Librandi	Pittsburgh	Steve Mastin	Oakland
1979		Rick Coitzie	Cincinnati	Wayne Vincent	Seattle
Craig Patterson	Kansas City	Roger Smith	California	LaDon Boyd	Oakland
Joe Nichols	Montreal	Rick Snyder	Minnesota	1966	
Rick Holloway	Oakland	Rick Langford	Kansas City	Jim Lyttle	New York
1978		1972		Gary Sprague	Cleveland
Blane McDonald	Atlanta	Dave Nichols	Minnesota	Eddie Howell	Kansas City
Mark Gilbert	Chicago	Dan Roatche	Boston	Dick Fernandez	Kansas City
Brooks Carey	Baltimore	Herb Sikes	St. Louis	Randy Brown	California
Bob Benda	Detroit	1971		Pete Sarron	Cleveland
		Ron Cash	Detroit	Mike Martin	New York
				Maury Hopkins	New York

FSU BAT GIRL ORGANIZATION

A long time tradition at Florida State baseball games has been the participation of the FSU Bat Girls. An organization of FSU students, the Bat Girls handle several on-the-field duties associated with FSU baseball games.

In addition, the Bat Girls serve as hostesses at several baseball parties and receptions over the course of the season and provide support in other ways - including remembering players' birthdays and providing sendoffs on road trips.

This year's captains include Shelley Stephens and Rhonda Kerr.



1985 FSU Bat Girls - (Back Row L-R): Rosemary McDonald, Kim Winer, Donna Hertwig, Joda Service, Kim Collier, Robin Hicks, Ricci Roberts, Kerry Evans
(Front Row L-R): Gail Pfeiffer, Locklyn Boykin, Katie Douglas, Mary Alice Harris, Shelley Stephens, Rhonda Kerr, Melinda Perez, Patty Mose, Missy Gracey, Jeanne Fisher, Cheryl Copenhagen