

1985: The Season In Review

Last February, Florida State players entered the 1985 season with high expectations. There was talk from fans, media and players about the "Road to Omaha" as FSU had hoped to return to the College World Series for the first time since 1980.

Almost four months later, Florida State's season ended in a loser's bracket game in the NCAA South-II Region as the Seminoles finished third in the region—missing its goal by two games.

But for all practical purposes, Florida State's season ended one game earlier when FSU lost a winner's bracket game to Arkansas—an emotionally draining game that saw a great FSU comeback end when Luis Alicea's two out seventh inning drive was caught at the wall with the tying and go ahead runs on base.

"That's when we lost it" a dejected Mike Martin said. "After a shaky start we were back in the ball game. If Luis' ball makes it out of the park, I think we win it. That would have meant that either Arkansas or Georgia Tech would have had to beat us twice in our ball park. When we lost though, I think our team was drained."

Although it did not reach its goal of a College World Series appearance, 1985 was another successful year for the Seminoles. Martin's squad won more games than any other FSU team in the school's history.

The season started with Doug Little pitching a 7-0 win over Armstrong State at Florida High Field. FSU would win its next 11 games before losing to Miami 15-4 in the second game of a three game series against the eventual national champions. FSU, then 12-1 and ranked fourth nationally, had a chance to secure a possible number one ranking, but Miami came back from a 5-1 deficit to beat FSU 6-5 in extra innings. Three wins at home boosted FSU back to 15-2 at the end of the month.

After winning six of eight, Florida State suddenly hit the skids. Central Florida, South Florida, Western Kentucky, and Samford all split series with FSU; while arch rival Florida swept the Seminoles in Gainesville as FSU fell to 23-10 and out of the top 20 for the first time all season.

Keith Kidd put an end to the slump with a ninth inning home run that gave FSU a 6-5 win over Pitt and began a streak that saw FSU win nine of 10 games and improve its record to 32-11.

Two losses on the road to Memphis State, another loss to Florida, and 7-5 defeat at the hands of Jacksonville gave FSU's its longest losing streak of the season and dropped the Noles to 32-15.

With the beginning of April, the Seminoles found new life. Barry Blackwell socked three home runs in an 18-9 rout of Jacksonville as FSU began a seven game winning streak that saw the Seminoles sweep three game sets from Tulane and Central Florida.

Miami came to town and left with two wins as FSU dropped a heartbreaking 3-2 game and a 6-5 decision in extra innings. FSU's record now stood at 40-17 with a critical home stretch remaining.


Florida State responded well to the pressure as it won four out of its last five home games and 6-1 road to close the regular season. FSU found itself on that road trip—demolishing ACC champion Georgia Tech in Atlanta by a 19-0, 13-3 count, before sweeping South Alabama in Mobile. FSU then beat Tulane in a doubleheader before losing a single game on Sunday—finishing 50-19 in the regular season and securing a number 12 national ranking.

In the Metro Tournament, FSU breezed past Louisville 11-3; before Del Curry and his Virginia Tech teammates sent the Seminoles to the loser's bracket with an 8-5 win. From there, Florida State completed one of the most incredible comebacks of the year—winning four straight to claim its sixth Metro Conference crown. Richie Lewis earned MVP in the tournament—picking up three saves and striking out 13 in the final three games of the tournament.

A three game series with North Carolina followed and FSU won the first two before losing the finale to the Tar Heels in a nationally televised game on ESPN. The wins pushed FSU to 57-21 and gave the Tribe a number eight ranking going into the regional.

Although the Seminoles placed third in the tournament, it was another successful chapter in FSU's baseball history. Several players turned in outstanding years, led by Frank Fazzini. A consensus All-American, Fazzini hit .413 with 33 home runs and 118 RBIs. Doug Little, 16-2, became FSU's winningest pitcher ever and made two All-American teams, as did Luis Alicea. Both Barry Blackwell and Richie Lewis made Baseball America's Freshman All-America team; while Tommy Zoeller was voted to CoSIDA's Academic All-American team. FSU placed six players on the all-conference team and five on the all-conference tournament team.

Florida State also enjoyed another great year of fan support. A total of 103,478 fans jammed Seminole Stadium—giving FSU the fourth highest total attendance in the nation.



1985 FINAL BASEBALL STATISTICS

Record: 59-23-0 (.720); Home: 44-13 (.722); Away: 15-10 (.600); Day: 30-12 (.714); Night: 29-11 (.725); Metro: 17-6 (.739); Against Division One: 56-23 (.709); Against Other Conferences: 35-13 (.729); Total Attendance: 75 dates - 129,416 (1726 avg.); Home Attendance: 54 dates 103,478 (1916 avg.)

1985 Final Batting Statistics

Name	G	AB	R	H	2B	3B	HR	RBI	SB-SBA	BB	SO	HBP	S-SF	Avg.	PO-A-E	Pct.
ALICEA, Luis	82	357	100	116	14	9	12	65	26-33	49	28	7	2-2	.325	181-239-27	.940
BLACKWELL, Barry	69	183	38	60	11	1	8	34	1-2	22	42	4	1-1	.327	298-60-10	.973
CALANDRA, Vince	67	200	49	64	2	1	12	54	6-7	51	32	4	4-4	.320	21-63-16	.840
EPPLEY, Roy	20	21	6	5	1	0	2	10	0-0	4	9	0	0-0	.238	4-0-0	1.000
FAZZINI, Frank	81	332	109	137	21	3	33	118	19-23	47	55	0	0-7	.413	105-6-6	.949
FIGUEROA, Bien	80	320	102	118	24	3	4	67	10-13	57	38	1	2-4	.369	120-236-24	.937
FULTON, Ed	54	144	41	41	7	0	10	42	2-2	28	13	4	0-0	.285	266-24-4	.986
JONES, Jimmy	77	227	55	65	9	0	21	73	6-10	56	42	0	1-1	.286	521-46-9	.984
KIDD, Keith	58	108	36	33	5	0	8	20	7-9	11	14	0	3-1	.305	50-1-3	.944
KOSCO, Dru	56	111	19	28	6	0	5	18	0-0	13	19	0	0-2	.252	10-1-1	.917
MANGHAM, Eric	81	228	68	70	8	4	10	43	18-24	48	31	3	4-2	.307	159-4-6	.946
MARZAN, Jose	44	159	41	58	12	3	1	21	11-15	18	18	1	2-2	.365	22-83-20	.840
PACETTI, Joe	29	15	12	5	1	1	0	5	2-2	1	3	0	0-0	.333	7-7-0	1.000
SAXNER, Craig	36	46	14	13	0	0	3	10	0-0	12	10	0	0-0	.283	21-1-2	.917
SORRENTO, Paul	78	250	58	82	13	1	9	68	6-7	54	43	5	0-5	.328	106-10-4	.967
ZOELLER, Tommy	69	159	35	47	9	0	8	48	6-7	27	14	5	1-7	.296	194-18-5	.978
Others	6	2	0	0	0	0	0	0	0-0	1	2	0	0-0	.000	2-2-0	.000
Pitchers	82	10	3	2	0	0	0	2	0-0	1	2	0	0-0	.200	48-93-18	.887
Florida State	82	2872	786	947	143	26	146	698	120-154	500	415	34	20-38	.330	2135-894-155	.952
Opponents	82	2663	406	653	93	10	78	348	61-109	371	578	28	28-26	.245	2037-897-175	.944

Double Plays: FSU 82 Opp 101; Slugging Percentage: FSU (.550) Opp (.376); Left on base: FSU 627 (7.6) Opp 633 (7.7); Catcher Defense: (Caught stealing): Blackwell 23, Fulton 16; Pass Balls: Fulton 13, Blackwell 7; Grandslams: Alicea 1, Figueroa 1, Fulton 1 Blackwell 1, Fazzini 1.

Final Pitching Statistics

Name	App	GS	CG	W-L	Save	IP	R	ER	H	BB	SO	HBP	WP	SHO	ERA	HR-3B-2B
ASHMONT, Al	10	8	1	4-0	0	31.0	33	30	26	42	29	5	4	0	8.62	7-0-6
BROWN, Pete	22	0	0	1-2	3	37.2	25	16	38	15	25	1	1	0	3.82	4-3-7
GELMINE, Steve	16	8	2	3-0	0	49.1	39	35	61	36	36	3	9	1	6.39	9-1-9
LEWIS, Richie	35	5	1	9-6	5	105.0	53	34	68	72	122	7	14	0	2.91	8-0-10
LITTLE, Doug	24	21	6	16-2	0	151.1	57	39	135	40	118	5	6	2	2.31	9-3-13
LOYND, Mike	20	19	1	13-4	1	119.1	56	46	103	63	113	4	2	0	3.47	8-1-21
REVAK, Ray	32	7	0	3-5	5	81.2	53	35	96	38	52	0	7	0	3.86	8-0-10
SMITH, Kevin	26	13	2	8-2	2	95.1	63	47	97	49	63	3	7	1	4.44	17-0-14
THOMAS, Paul	18	1	0	2-2	1	38.2	25	10	38	14	20	1	1	0	2.32	6-2-2
Others	2	0	0	0-0	0	2.0	2	2	3	2	0	0	0	0	9.00	2-0-1
Florida State	205	82	13	59-23	17	711.2	406	294	653	371	578	28	51	10	3.72	78-10-93
Opponents	239	82	11	23-59	5	679.0	786	622	935	500	415	34	75	0	8.24	146-26-146

Balks: Loynd 3, Ashmont 1, Lewis 1, Gelmine 2
Pickoffs: Loynd 2, Ashmont 1, Little 3, Lewis 2, Revak 1, Gelmine 1, Smith 2
Shutouts: Little 2, Gelmine 1, Smith 1, Combined 6

Game-by-Game Results

Game	Date	Score	Winning Pitcher	Losing Pitcher	Attendance	Record
1	2/5	FSU 7, Armstrong State 0 (H)	Little (1-0)	Christopher (0-1)	552	1-0-0
2	2/6	FSU 1, Armstrong State 0 (H)	Loynd (1-0)	Zakrajsek (0-1)	615	2-0-0
3	2/9	FSU 11, South Florida 5 (H)	Lewis (1-0)	Wilson (0-1)	2031	3-0-0
4	2/10	FSU 8, South Florida 2 (H)	Little (2-0)	Comellas (0-1)	2393	4-0-0
5	2/11	FSU 13, Grambling 7 (H)	Gelmine (1-0)	Foley (0-1)	475	5-0-0
6	2/12	FSU 9, Grambling 4 (H)	Loynd (2-0)	Eaves (0-1)	350	6-0-0
7	2/14	FSU 14, Samford 7 (H)	Smith (1-0)	Rice (0-1)	468	7-0-0
8	2/15	FSU 18, Samford 10 (H)	Smith (2-0)	Sims (0-1)	512	8-0-0
9	2/16	FSU 20, Southern Miss 1(H)	Little (3-0)	Borries (0-1)	DH	9-0-0
10	2/16	FSU 10, Southern Miss 4 (H)	Lewis (2-0)	Magee (0-1)	2848	10-0-0
11	2/17	FSU 24, Southern Miss 3 (H)	Loynd (3-0)	Breal (0-1)	22374	11-0-0
12	2/22	FSU 5, Miami 2 (A)	Little (4-0)	Patenaude (3-1)	5281	12-0-0
13	2/23	Miami 15, FSU 4 (A)	Davies (2-1)	Loynd (3-1)	4858	12-1-0
14	2/24	Miami 6, FSU 5 (A)*	O'Brien (1-1)	Revak (0-1)	3651	12-2-0
15	2/26	FSU 5, Georgia Southern 4 (H)	Lewis (3-0)	Murphy (0-1)	831	13-2-0
16	2/27	FSU 12, Georgia Southern 6 (H)	Little (5-0)	Stringer (0-1)	903	14-2-0
17	2/28	FSU 16, St. Leo 2 (H)	Loynd (4-1)	Corsi (0-2)	852	15-2-0
18	3/2	Ball State 12, FSU 11, (H)	Roesler (2-0)	Lewis (3-1)	DH	15-3-0
19	3/2	FSU 12, Ball State 10 (H)	Smith (3-0)	O'Rielly (0-1)	2097	16-3-0
20	3/3	FSU 15, Ball State 6 (H)	Lewis (4-1)	Whitesell (1-1)	2647	17-3-0
21	3/4	Ball State 10, FSU 9 (H)*	Schrock (1-2)	Brown (0-1)	510	17-4-0
22	3/5	FSU 12, Jacksonville 0 (A)	Little (6-0)	Newman (1-2)	1500	18-4-0
23	3/6	FSU 25, Jacksonville 6 (A)	Lewis (5-1)	Palmero (0-1)	600	19-4-0
24	3/7	FSU 6, Central Florida 2 (A)	Loynd (5-1)	Manion (3-2)	703	20-4-0
25	3/8	Central Florida 6, FSU 5 (A)*	Swanson (1-0)	Thomas (0-1)	105	20-5-0
26	3/9	FSU 10, South Florida 7 (A)	Smith (4-0)	Berry (1-2)	336	21-5-0
27	3/10	South Florida 6, FSU 5 (A)*	Wilson (3-4)	Little (6-1)	412	21-6-0
28	3/11	FSU 11, Western Kentucky 5 (H)	Lewis (6-1)	Spearneck (0-1)	1597	22-6-0
29	3/12	Western Kentucky 10, FSU 6 (H)	Shikles (4-0)	Loynd (5-2)	1243	22-7-0
30	3/13	Samford 5, FSU 2 (H)	Sims (5-7)	Revak (0-2)	978	22-8-0
31	3/14	New York Yankees 7, FSU 3 (H)**	Christiansen	Smith	4108	
32	3/14	FSU 20, Samford 4 (H)	Ashmont (1-0)	Carroll (1-2)	778	23-8-0
33	3/15	Florida 3, FSU 2 (A)	Ruskin (4-1)	Revak (0-3)	787	23-9-0
34	3/16	Florida 6, FSU 1 (A)	Fischer (5-2)	Loynd (5-3)	804	23-10-0
35	3/18	FSU 6, Pitt 5 (H)	Revak (1-3)	Craska (0-1)	677	24-10-0
36	3/19	FSU 18, Pitt 2 (H)	Ashmont (2-0)	Seebacher (0-1)	797	25-10-0
37	3/20	FSU 9, Pitt 7 (H)	Little (7-1)	Gavran (0-1)	813	26-10-0
38	3/23	FSU 17, Southern Miss 6 (A)	Loynd (6-3)	Lindsey (4-2)	800	27-10-0
39	3/23	FSU 6, Southern Miss 0 (A)	Smith (5-0)	Pourciau (1-2)	515	28-10-0
40	3/24	Southern Miss 6, FSU 4 (A)	Passford (1-2)	Lewis (6-2)	600	28-11-0
41	3/27	FSU 15, Southern Alabama 12 (H)	Thomas (1-1)	Rogers (1-1)	1021	29-11-0
42	3/28	FSU 12, Florida 10 (H)	Little (8-1)	Lee (6-1)	3117	30-11-0
43	3/29	FSU 14, Georgia State 0 (H)	Gelmine (2-0)	Hollins (1-2)	DH	31-11-0
44	3/29	FSU 10, Georgia State 4 (H)	Ashmont (3-0)	Cobb (1-5)	989	32-11-0
45	3/30	Memphis State 3, FSU 2 (A)	Cummings (4-0)	Lewis (6-3)	100	32-12-0
46	3/31	Memphis State 8, FSU 7, (A)	Stansberry (3-0)	Thomas (1-2)	75	32-13-0
47	4/2	Florida 6, FSU 3 (H)	Rosenberg (1-1)	Smith (5-1)	2953	32-14-0
48	4/3	Jacksonville 7 FSU 5 (H)	Palmero (5-1)	Brown (0-2)	547	32-15-0
49	4/4	FSU 18, Jacksonville 9 (H)	Revak (2-3)	Subik (0-4)	513	33-15-0
50	4/5	FSU 9, Tulane 6 (H)	Lewis (7-3)	Amarena (4-3)	897	34-15-0
51	4/6	FSU 4, Tulane 1 (H)	Little (9-1)	Grinnel (4-2)	DH	35-15-0
52	4/6	FSU 9, Tulane 4 (H)	Smith (6-1)	Borgatti (6-2)	1679	36-15-0
53	4/8	FSU 6, Central Florida 3 (H)	Gelmine (3-0)	Novak (7-3)	1049	37-15-0
54	4/9	FSU 12, Central Florida 0 (H)	Loynd (7-3)	Santiago (2-2)	897	38-15-0
55	4/10	FSU 19, Central Florida 6 (H)	Ashmont (4-0)	Chandler (5-3)	785	39-15-0
56	4/12	Miami 3, FSU 2 (H)	Davies (10-1)	Little (9-2)	3947	39-16-0
57	4/13	FSU 13, Miami 5 (H)	Loynd (8-3)	Sheary (1-2)	3375	40-16-0
58	4/14	Miami 8, FSU 5 (H)*	Raether (2-1)	Lewis (7-4)	3160	40-17-0
59	4/16	FSU 8, Georgia Southern 7 (A)	Lewis (8-4)	Roberts (8-1)	875	41-17-0
60	4/17	FSU 6, Georgia Southern 4 (A)	Loynd (9-3)	Stringer (4-4)	281	42-17-0
61	4/20	Memphis State 7, FSU 4 (H)	Stansberry (4-0)	Lewis (8-5)	DH	42-18-0
62	4/20	FSU 8, Memphis State 3 (H)	Little (10-2)	Cummings (5-2)	2469	43-18-0
63	4/21	FSU 7, Memphis State 2 (H)	Loynd (10-3)	Nabors (5-2)	5423	44-18-0

Game-by-Game Results (cont.)

Game	Date	Score	Winning Pitcher	Losing Pitcher	Attendance	Record
64	4/28	FSU 19, Georgia Tech 0 (A)	Little (11-2)	Kinard (4-1)	749	45-18-0
65	4/29	FSU 13, Georgia Tech 3 (A)	Loynd (11-3)	Brown (8-4)	675	46-18-0
66	5/2	FSU 8, South Alabama 0 (A)	Smith (7-1)	Mills (1-6)	DH	47-18-0
67	5/2	FSU 12, South Alabama 10 (A)	Lewis (9-5)	Rogers (3-5)	509	48-18-0
68	5/4	FSU 9, Tulane 3 (A)	Little (12-2)	Grinnell (5-6)	DH	49-18-0
69	5/4	FSU 5, Tulane 2 (A)	Loynd (12-3)	Herry (2-2)	929	50-18-0
70	5/5	Tulane 9, FSU 8 (A)	Mahat (6-3)	Lewis (9-6)	793	50-19-0
71	5/9	FSU 11, Louisville 3 (H) @	Smith (8-1)	Hubbard (5-4)	3207	51-19-0
72	5/10	Virginia Tech 8, FSU 5 (H) @	Curry (6-1)	Loynd (12-4)	3137	51-20-0
73	5/10	FSU 24, Cincinnati 0 (H) @	Little (13-2)	Sala (5-6)	3637	52-20-0
74	5/11	FSU 7, South Carolina 5 (H) @	Thomas (2-2)	Price (3-6)	4563	53-20-0
75	5/12	FSU 3, Virginia Tech 1 (H) @	Little (14-2)	Stringfellow (10-3)	3761	54-20-0
76	5/12	FSU 11, South Carolina 5 (H) @	Revak (3-3)	Cook (13-2)	4176	55-20-0
77	5/17	FSU 13, North Carolina 7 (H)	Little (15-2)	McGuire (3-2)	1521	56-20-0
78	5/18	FSU 9, North Carolina 5 (H)	Brown (1-2)	Karpuk (7-3)	2762	57-20-0
79	5/19	North Carolina 9, FSU 8 (H)	Douglasy (2-2)	Revak (3-4)	4170	57-21-0
80	5/23	FSU 11, George Mason 0 (H) #	Little (16-2)	Atcheson (8-4)	2101	58-21-0
81	5/24	FSU 9, Georgia Tech 1 (H) #	Loynd (13-4)	Kinard (5-2)	3455	59-21-0
82	5/25	Arkansas 7, FSU 6 (H) #	Hilton (7-1)	Smith (8-2)	3628	59-22-0
83	5/26	Georgia Tech 8, FSU 3 (H) #	Biestline (1-1)	Revak (3-5)	2917	59-23-0

@ Metro Conference Championship

* Extra Innings

NCAA South Regional Playoffs

** Non-counting exhibition



1985 Seminole Honor Roll

Frank Fazzini	... Baseball America All-American (1st Team) ABCA All-American (1st Team) Sporting News All-American (1st Team) 1985 Wendy's Team MVP (Co-Winner) All-Metro Conference All-Metro Tournament
Jimmy Jones All-Metro Conference All-Metro Tournament 1985 Wendy's Team MVP (Co-winner)
Paul Sorrento	... All-Metro Conference All-Metro Tournament
Doug Little ABCA All-American (2nd Team) Baseball America All-American (2nd Team) All-Metro Conference All-Metro Tournament
Mike Loynd All-Metro Conference
Tommy Zoeller	.. Team Academic Award Academic All-American (3rd Team) NCAA South-II Tournament Team
Richie Lewis Baseball America Freshman All-American All-Metro Tournament Metro Tournament MVP
Luis Alicea All-Metro Conference Baseball America All-American (3rd Team) All-Atlantic District
Barry Blackwell	.. Baseball America Freshman All-American

METRO CONFERENCE

Formed in 1975, the Metro Conference has emerged as one of the top collegiate athletic conferences in the nation.

Larry Albus envisioned the formation of the conference when he was athletic director at St. Louis. His dream became reality when six schools - Cincinnati, Georgia Tech, Tulane, Louisville, Memphis State, and St. Louis - announced they would become charter members of the conference.

Under Albus' direction, the Metro quickly became a force to be reckoned with on the college athletic scene. When Louisville won the NCAA basketball championship in 1980, the Metro became the first conference to produce a champion in its first five years of existence.

The conference quickly grew in prestige. Florida State joined the conference in 1976 and when Georgia Tech withdrew a year later, Virginia Tech quickly enlisted into the ranks.

A new look was added in 1982 when St. Louis resigned its membership and was replaced with southern independent Southern Mississippi. The conference's image as a tough all-sports conference received a boost when South Carolina became the eighth member prior to the 1983-84 school year.

Although considered one of the top basketball conferences year-in and year-out, the Metro is one of the best baseball conferences in the nation from top to bottom. Florida State, South Carolina and Memphis State have all played in NCAA regional competition in recent years; while the Gamecocks and Seminoles have been almost a yearly fixture in the national championship tournament.

Recognizing the strength of the conference, the NCAA has granted an automatic regional berth to the conference champion. A second team is almost always selected from the Metro.

For the eighth straight year, Seminole Stadium will be the home of the Metro Conference Championship. Excellent facilities and weather make the FSU campus an ideal spot for the Metro. Fan support is high, with more than 15,000 fans attending the championship in 1985. FSU leads all conference teams with six baseball championships (1977-80-81-83-84-85); while Memphis State (1976-78) and former member Tulane (1979-82) have won two titles each.



Metro Conference Tournament Results

Year	Site	Champion	Outstanding Player
1976	Memphis	Memphis State	Ron McNeely, Memphis State
1977	Memphis	Florida State	Terry Kennedy, Florida State
1978	Tallahassee	Memphis State	Terry Pressgrove, Memphis State
1979	Tallahassee	Tulane	Ken Francingues, Tulane
1980	Tallahassee	Florida State	Mike Fuentes, Florida State
1981	Tallahassee	Florida State	Mike Fuentes, Florida State
1982	Tallahassee	Tulane	Eric Lane, Tulane
1983	Tallahassee	Florida State	Danny Dowell, Florida State
1984	Tallahassee	Florida State	Jody Reed, Florida State
1985	Tallahassee	Florida State	Richie Lewis, Florida State

Florida State's All-Tournament Selections

Chip Bifano	1977	Lionel Martinez	1980-81	Danny Dowell	1983
Joe Hicks	1977	Rick Figueredo	1980-83	David Smalley	1983
Terry Kennedy	1977	Ken Fischer	1980	Jeff Gray	1983-84
Larry Jones	1977	Mike Yastrzemski	1981-83	Paul Sorrento	1984-85
Ron Traylor	1978	Joe Licata	1981	Eric Mangham	1984
Bob Benda	1978	Don DeLoach	1981	Luis Alicea	1984
Dave Mobley	1978	Chris Cawthon	1982	Vince Calandra	1984
Brooks Caery	1978	Mark Lacy	1982	Doug Little	1984-85
Mike Fuentes	1979-80-81	Jamey Shouppe	1982	Jimmy Jones	1985
Bruce Huff	1979	Frank Fazzini	1983-85	Richie Lewis	1985
Craig Patterson	1979	Jody Reed	1983-84		
Jeff Ledbetter	1979-81-82	Mark Barineau	1983		

1985 Metro Conference Final Standings

Northern Division	Metro Games			All Games		
	W	L	Pct	W	L	Pct.
South Carolina	12	6	.667	47	13	.783
Virginia Tech	11	6	.647	50	16	.758
Cincinnati	7	10	.412	29	25	.537
Louisville	5	11	.312	20	30	.400
Southern Division						
Florida State	12	5	.706	59	23	.720
Memphis State	9	5	.643	36	11	.766
Tulane	6	10	.375	38	22	.633
Southern Mississippi	5	12	.249	28	41	.406



10th Annual Metro Conference Tournament

(Seminole Stadium, Tallahassee, FL.)

- Game 1: South Carolina 13, So. Miss. 1
- Game 2: Memphis State 18, Cincinnati 4
- Game 3: Virginia Tech 16, Tulane 8
- Game 4: Florida State 11, Louisville 3
- Game 5: Cincinnati 11, So. Miss. 9
- Game 6: Tulane 11, Louisville 6
- Game 7: South Carolina 19, Memphis State 8
- Game 8: Virginia Tech 8, Florida State 5
- Game 9: Tulane 8, Memphis State 7
- Game 10: Florida State 7, South Carolina 5
- Game 11: South Carolina 9, Virginia Tech 6
- Game 12: Virginia Tech 14, Tulane 12
- Game 13: Florida State 7, South Carolina 5
- Game 14: Florida State 3, Virginia Tech 1
- Game 15: Florida State 11, South Carolina 5

Championship Linescore

South Carolina 130 000 010 5 11 0
 Florida State 303 012 02x 11 12 0
SC: Cook, Jenkins (6) and Churchill
FS: Ashmont, Smith (1), Revak (3), Lewis (7) and Fulton
WP: Revak (3-3), LP—Cook (13-2), S. Lewis (4)
2B: Fazzini (FS)
3B: None
HR: Rinehard (SC) 12; Jenkins (SC) 12; Polk (SC) 4; Jones (FS) 2, 17; Fazzini (FS) 30.
Time: 3:12
Attendance: 4,176

All-Tournament Team

1st - Joe Datin, USC
 2nd - Tim Dulin, MSU
 3rd - Vince Calandra, FSU
 SS - Jeff Barns, USC
 Utility - Jimmy Jones, FSU
 Catcher - Chuck Boyle, VT
 DH - Perry Agee, VT
 Outfielders - Rob Rinehart, USC
 Frank Fazzini, FSU
 Paul Sorrento, FSU
 Scott Mackie, USC
 Pitchers - Doug Little, FSU
 Dell Curry, VT
 Richie Lewis, FSU

All-Metro Baseball Team (Coaches)

1B - George Canale, VT OF - Shuan Sullivan VT
 Jimmy Jones, FSU Rob Rinehart, USC
 2B - Pat Abbatiello, Cin Tim Buheller, VT
 Luis Alicea, FSU Dan Wagner, TUL
 3B - Billy Plante, VT Frank Fazzini, FSU
 Tookie Spann, TUL Paul Sorrento, FSU
 SS - Jeff Barns, USC
 David Moss, MSU
 INF - Chuck Boyle, VT
 Tim Dulin, MSU
 C - Bo Cleveland, LOU
 Wayne Thompson, MSU
 DH - Joe Datin, USC
 Tommy Sims, USM

Metro Conference Final

Team and Individual Statistics

Team Hitting

School	AB	R	H	2B	3B	RBI	Avg.
Florida State	2872	786	947	143	26	658	.330
Tulane	1956	518	637	102	12	456	.326
Virginia Tech	2277	618	740	111	19	547	.325
South Carolina	2428	629	773	149	10	570	.318
Cincinnati	1656	369	518	96	14	324	.313
Louisville	1466	313	422	69	12	261	.288
Memphis State	1352	317	390	66	5	271	.288
Southern Miss.	2058	376	509	102	14	306	.247

Team Pitching

School	IP	H	R-ER	BB	SO	ERA
Florida State	711.2	653	406-294	371	578	3.72
South Carolina	589.1	634	371-282	280	471	4.31
Memphis State	354	346	213-170	158	267	4.32
Tulane	472	501	337-249	210	364	4.75
Virginia Tech	539.1	525	368-296	303	435	4.95
So. Mississippi	541	658	482-350	358	329	5.82
Louisville	361	464	363-278	200	260	6.93
Cincinnati	406.1	502	423-324	279	295	7.18

Hitting Leaders

Name, School	AB	H	Avg.
Frank Fazinni, FSU	332	137	.413
Mike Kinnett, Cin	182	74	.407
Dan Wagner, Tul	226	90	.398
Rob Rinehart, USC	241	94	.390
Shuan Sullivan, VT	247	92	.372
Chuck Boyle, VT	223	83	.372
Bien Figueroa, FSU	320	118	.369
Mark Martin, Cin	168	69	.364
Tookie Spann, TUL	198	72	.364
Tim Buheller, VT	254	92	.362

Pitching Leaders

Name, School	App	W-L	ERA	IP
Mike Cook, SC	19	16-2	1.91	141.0
Joe Byrne, Cin	26	10-2	2.26	54.2
Doug Little, FSU	24	16-2	2.31	151.1
Mike Borgatti, Tul	17	9-3	2.39	90.1
Richie Lewis, FSU	35	9-6	2.91	105.0
Jeff Stansberry, VT	14	6-0	2.97	57.1
Bean Stringfellow, VT	17	10-3	3.31	114.1
Mike Loynd, FSU	20	13-4	3.47	119.1
Glenn Jenkins, USC	22	8-2	3.60	90.0
Bubba Cummings, MSU	14	8-2	3.79	78.1

Other FSU Players in Top 25

Paul Sorrento (21st)	250	82	.328
Luis Alicea (24th)	357	116	.325

Other FSU Players in Top 25

Kevin Smith (14th)	26	8-2	4.44	95.1
--------------------	----	-----	------	------

Conference Leaders

Home Runs

Frank Fazinni, FSU	33
Billy Plante, VT	27
George Canale, VT	26
Joe Datin, USC	23

Triples

Luis Alicea, FSU	9
Eric Mangham, FSU	4
George Canale, VT	4
Mark Martin, Cin	4

Doubles

Bien Figueroa, FSU	24
Frank Fazzini, FSU	21
Rob Rinehart, USC	21
Ive Burnett, SM	20

RBI

Frank Fazinni, FSU	118
Joe Datin, USC	88
Billy Plante, VT	88
Shuan Sullivan, VT	80

Runs Scored

Frank Fazzini, FSU	109
Bien Figueroa, FSU	102
Luis Alicea, FSU	100
Tim Behuller, VT	82

Stolen Bases

Tim Behuller, VT	40
Curtis Watson, LOU	30
Mike Jacobs, SM	29
Greg Conner, SM	26

Most Wins

Mike Cook, USC	16
Doug Little, FSU	16
Mike Loynd, FSU	13
Joe Byrne, Cin	10
Bean Stringfellow, VT	10

Most Strikeouts

Mike Cook, USC	168
Richie Lewis, FSU	122
Bean Stringfellow, VT	119
Doug Little, FSU	118
Mike Loynd, FSU	113

Innings Pitched

Doug Little, FSU	151.1
Mike Cook, USC	141.0
Mike Loynd, FSU	119.1
Bean Stringfellow, VT	114.1
Richie Lewis, FSU	105.0

THIS IS FSU BASEBALL

A Program of Tradition, Success - Few teams have managed to maintain the success that the Florida State baseball team has enjoyed since 1948.

But this is no surprise to the people associated with college baseball, as the Seminoles annually have lived up to their billing as the "Best in College Baseball."

Florida State's most recent appearance in the College World Series was in 1980 and that trip marked the seventh time the Seminoles have appeared in the NCAA's prestigious "Final Eight." Consider that only five other teams played in that many CWS.

Added to that statistic is the fact that the Seminoles have played in 23 NCAA regional tournaments, which easily places Florida State in the top five schools in the country in the number of regional tournaments qualified for. FSU has been a member of the NCAA Championship field every year since 1978.

A tribute to the Florida State program has been the school's overall record since the beginning. Despite playing one of the toughest schedules year in and out, Florida State has compiled an overall mark of 1235-493-7 (.714 winning percentage). Florida State had never experienced a losing season and has dipped below the .600 winning percentage mark just once since 1954. FSU's 58 post-season wins in NCAA play also ranks the school in the top five nationally.

Many Florida State players go on to professional ball. With three signings in 1985, the Florida State total of professional signings have increased to 94 since 1966.

Florida State's excellence is recognized around the country. Many scouts recommend that players attend FSU, rather than turn pro directly out of high school.

If a player is determined to get a college diploma before turning professional, Florida State offers an excellent opportunity. High school and junior college coaches around the country recognize this fact. It's reflected on the 1986 FSU roster that is dotted with players from 10 different states, Puerto Rico and the Dominican Republic.

Florida State players are given the opportunity to play in over 100 games a year. Following the conclusion of a 20-game fall exhibition season, FSU plays a 60 game spring schedule. Following the NCAA tournament, many players elect to stay in Tallahassee to play for Jerry's Caterers, FSU's summer league team. The FSU-Alumni game, which features former Seminole greats like Dick Howser and Terry Kennedy, an exhibition game against a major league team and the Metro Conference Championship are three events that have become popular in Tallahassee.

In the off season, Florida State athletes take advantage of FSU's weight training facilities - among the finest in the nation in terms of facilities and instruction.

An opportunity to play baseball year round does not mean that FSU is not concerned with academic life. The Seminole athletic department employs a full-time academic advisor and several assistants, whose sole concern is to monitor and help the student athlete obtain a marketable degree. If the athlete needs help in scheduling, tutoring or other special service, help is always available.

Keeping with the tradition, it is not surprising that Florida State has some of the best facilities in the nation. The new \$3.9 million Moore Athletic Center serves as the hub of Seminole Athletics.

Seminole Stadium, home of FSU baseball, is often praised by opposing coaches as the finest natural grass facility in college baseball. Lights make night baseball a local favorite.


A training program under the direction of Randy Oravetz, insures that every Seminole athlete receives the finest medical and athletic training care available. An athletic trainer is present at every practice and game.

If playing before large crowds is important to the prospective athlete, FSU has an answer. Annually a top ten team in attendance (fourth in 1985), Florida State sold over 1200 season tickets last season. Crowds in excess of 3,000 have become commonplace; while over 125,000 fans saw Florida State play 1985.

Media attention is also high. FSU baseball is page one news in Tallahassee and is covered on a regular basis in the state's major newspapers. Over 100 members of the news and electronic media requested credentials to the 1985 NCAA South Region playoff hosted by the Seminoles. WTNT radio will carry 50 games this season back to Tallahassee; while commercial television stations in Tallahassee carry Florida State baseball as their lead sports story in the spring.

It is little wonder that Florida State has served as a role model of several upcoming programs. In terms of facilities, coaching, education, fan support, and on the field successes, FSU lives up to the claim "The Best in College Baseball."

The 1970 Seminoles played in the Championship Game of NCAA College World Series.



Florida State in NCAA Baseball Championship Play

1956 (1-2)			1965 (5-3)			1976 (1-2)		
Duke	2-1	W*	Mississippi State	3-6	L*	Jacksonville	6-1	W*
Duke	2-4	L*	Maryland	7-3	W*	Auburn	1-2	L*
Duke	6-7	L*	Mississippi State	6-2	W*	Jacksonville	7-9	L*
1957 (3-3)			1966 (3-2)			1978 (0-2)		
Georgia Teachers	5-3	W*	Furman	2-1	W*	Marshall	0-4	L*
Duke	3-2	W*	Ohio State	7-5	W*	Miami	2-7	L*
Duke	6-8	L*	Texas	1-2	L**	1979 (0-2)		
Duke	4-1	W*	St. Louis	3-2	W**	Florida	5-9	L*
Penn State	0-7	L**		3-5	L**	Delaware	6-7	L*
Connecticut	3-5	L**	1967 (1-2)			1980 (3-2)		
1958 (1-2)			Mississippi State	3-4	L*	New Orleans	10-8	W*
George Washington	3-1	W*	East Carolina	6-3	W*	Western Kentucky	19-7	W*
Florida	1-2	L*	Mississippi State	7-0	W*	Western Kentucky	10-5	W*
Clemson	5-8	L*	North Carolina	6-5	W*	Hawaii	6-7	L**
1959 (2-2)			North Carolina	4-6	L*	Arizona	3-5	L**
George Washington	3-2	W*	Clemson	5-3	W*	1981 (2-2)		
Clemson	2-24	L*	Auburn	3-13	L*	Florida	5-1	W*
Georgia Tech	16-9	W*	Clemson	4-6	L*	Minnesota	9-5	W*
Clemson	0-5	L*	1968 (3-2)			Miami	6-14	L*
1961 (1-2)			East Carolina	1-2	L*	Florida	4-5	L*
West Virginia	3-1	W*	Auburn	6-1	W*	1982 (1-2)		
Duke	2-7	L*	East Carolina	3-2	W*	Eastern Michigan	2-7	L*
West Virginia	3-4	L*	North Carolina St.	15-12	W*	Ohio State	8-3	W*
1962 (6-3)			North Carolina St.	1-4	L*	Oklahoma	5-6	L*
Florida	0-1	L*	1970 (7-2)			1983 (1-2)		
West Virginia	6-5	W*	East Carolina	2-0	W*	South Alabama	8-2	W*
Florida	3-1	W*	Maryland	10-1	W*	Alabama	5-7	L*
Wake Forest	10-8	W*	Mississippi St.	5-4	W**	Miami	5-10	L*
Wake Forest	3-2	W*	Arizona	4-0	W**	1984 (0-2)		
Santa Clara	5-1	W**	Dartmouth	6-0	W**	Stetson	7-10	L*
Ithaca	5-4	W**	Texas	1-5	L**	East Carolina	4-7	L*
Michigan	7-10	L**	Ohio University	2-0	W**	1985 (2-2)		
Santa Clara	6-11	L**	Texas	11-2	W**	George Mason	11-0	W*
1963 (4-3)			Southern Cal	1-2	L**	Georgia Tech	9-1	W*
Auburn	4-3	W*	1972 (1-2)			Arkansas	6-7	L*
Wake Forest	12-4	W*	South Alabama	5-6	L*	Georgia Tech	3-8	L*
Wake Forest	5-6	L*	Richmond	10-5	W*	1975 (3-2)		
Wake Forest	11-5	W*	Mississippi	3-8	L*	Miami	1-0	W*
Western Michigan	5-2	W**	1973 (1-2)			LSU	4-2	W*
Arizona	3-4	L**	Miami	6-5	W*	Miami	6-5	W*
Southern Cal	3-4	L**	Eastern Michigan	1-2	L**	Eastern Michigan	1-2	L**
			Seton Hall	0-11	L**	Seton Hall	0-11	L**

* - NCAA District/Regional
Competition
** - World Series Play

Florida State Among Nation's Leaders in Attendance

One reason that Florida State possesses one of the top reputations in college baseball is because of its fan support. Again in 1985, Florida State placed in the top ten in the nation in game attendance as 103,478 fans flocked to Seminole Stadium to see FSU play.

That attendance ranked the Tribe fourth in the nation behind only national champ Miami, Texas, and Hawaii in total attendance.

FSU plays its games in beautiful Seminole Stadium. A monument to the tradition of baseball at Florida State, Seminole Stadium seats 5000 fans. It is among the finest college stadiums in the game today.

National Attendance Leaders

1. Miami	136,249
2. Texas	115,015
3. Hawaii	106,526
4. FLORIDA STATE	103,478
5. Mississippi State	95,604
6. Fresno State	91,106
7. South Carolina	84,000
8. Oklahoma State	61,570
9. San Diego State	61,000
10. Stanford	56,000
11. Arizona	49,204
12. New Orleans	45,528
13. Arizona State	42,298
14. Louisiana State	40,762

SEMINOLES IN THE PROS

FSU's Professional Pipeline - Few universities in the country have provided a pipeline to professional baseball as Florida State has. Since 1966, a total of 94 have signed contracts.

Several former FSU players are currently active in the major leagues. Terry Kennedy (Padres) and Johnny Grubb (Tigers) played key roles in helping their teams into the 1984 World Series.

Former FSU All-American and head coach Dick Howser managed his Kansas City Royal club to the 1985 World Series. Woody Woodward, another ex-FSU player and head coach, is now assistant general manager of the New York Yankees.


Howser, Grubb and Kennedy are the three former Seminoles to play in a major league all-star game; while Woodward, Kennedy, Grubb and Rick Langford hold the distinction of former Seminoles to play in World Series competition.

Many Seminoles including Jim Weaver, Mark Gilbert and Mike Fuentes, are currently playing in triple A ball - just one step away from the majors.


In all, 30 former Florida State players are still active in professional baseball.

Overall, the Seminoles have had two or more players signed to professional contracts every year since 1968. In 1977, 11 players signed.

The list below contains the names of former Seminoles that have played one or more years in professional baseball, along with the team they originally signed with.



Dick Howser



John Grubb

1985		Bob Benda	Detroit	Al Cleveland	Detroit
Frank Fazzini	Milwaukee	1977		Greg Gromek	Detroit
Kevin Smith	Houston	Guillermo Bonilla	Cleveland	Mike Leber	Boston
Steve Gelmire	Houston	Ben Curry	Cleveland	Harry Saferight	Philadelphia
1984		Larry Jones	Baltimore	Mac Scarce	Philadelphia
Jody Reed	Boston	Terry Kennedy	St. Louis	1970	
Jeff Gray	Philadelphia	Carlos Lezcano	Chicago	Gene Ammann	Milwaukee
Doug Treadway	Los Angeles	Jim McArdie	Cincinnati	John Grubb	San Diego
1983		Rick McGlone	Kansas City	Tom Henson	Cincinnati
Bruce Tanner	Chicago	Mike McLeod	New York	Dick Nichols	Boston
David Smalley	New York	Jackie Smith	Chicago	Mike Slade	Texas
Mike Yastrzemski	Atlanta	Joe Hicks	Chicago	Pat Osburn	Cincinnati
Tony Blasucci	Pittsburgh	1976		1969	
Mark Barineau	Cleveland	Craig Eaton	Kansas City	Mike Easom	Montreal
1982		Jeff Hardy	Chicago	Jim Gurzynski	Los Angeles
Jeff Ledbetter	Boston	Bob Mayer	Cincinnati	Chuck Hines	Pittsburgh
Chris Cawthon	Cleveland	1975		Jeff Hogan	Detroit
Jay Keeler	Cleveland	Jim Busby	Pittsburgh	George Lott	Montreal
Tim Phillips	Toronto	Randy Davidson	Cincinnati	Dave Moates	Texas
Jamey Shoupp	Houston	Danny O'Brien	St. Louis	Craig Skok	Boston
Allen Swindle	Cincinnati	Larry Rothschild	Cincinnati	Dick Gold	Cubs
1981		Steve Tebbetts	Cincinnati	Chuck Cone	San Diego
Mike Fuentes	Montreal	1974		1968	
Clem Freeman	Cincinnati	Ron Herring	Montreal	Tom Cook	Oakland
Rick Hatcher	Atlanta	Marty Maier	Kansas City	Steve Mastin	Oakland
Joe Licata	New York	1973		Wayne Vincent	Seattle
Ed Schneider	Toronto	John Librandi	Pittsburgh	LaDon Boyd	Oakland
1980		Rick Cozic	Cincinnati	1966	
Ken Smith	New York	Roger Smith	California	Jim Lyttle	New York
Jim Weaver	Minnesota	Rick Snyder	Minnesota	Gary Sprague	Cleveland
1979		Rick Langford	Kansas City	Eddie Howell	Kansas City
Craig Patterson	Kansas City	1972		Dick Fernandez	Kansas City
Joe Nichols	Montreal	Dave Nichols	Minnesota	Randy Brown	California
Rick Holloway	Oakland	Dan Roatche	Boston	Pete Sarron	Cleveland
1978		Herb Sikes	St. Louis	Mike Martin	New York
Blane McDonald	Atlanta	1971		Maury Hopkins	New York
Mark Gilbert	Chicago	Ron Cash	Detroit		
Brooks Carey	Baltimore				

JERRY'S CATERERS

Summer Baseball for FSU Players -

Many Florida State baseball players take advantage of FSU's year round baseball program by electing to stay in Tallahassee during the summer months and playing for Jerry's Caterers—FSU summer team coached by Chip Baker.

This program affords incoming freshman and transfers an opportunity to play between 25 to 35 additional games of highly competitive summer league ball, while attending summer school at the same time. This allows incoming freshman a chance to become accustomed to college life; while receiving excellent instruction from the FSU coaching staff.

Many veteran players also take advantage of this program.

The 1985 version of Jerry's finished the season at 17 wins and 7 losses—making another summer of winning baseball.



Final Summer Stats

Hitting

Name	Avg.	AB	H	HR	RBI
D. Hanselman	.426	61	26	3	21
D. Kosco	.424	66	28	1	20
J. Marzan	.400	65	26	5	20
R. Fernandez	.395	38	15	3	9
C. McClellan	.387	31	12	0	8
T. Zoeller	.339	59	20	1	19
B. Figueroa	.328	61	20	1	17
L. Flores	.286	35	10	0	4
J. Torres	.273	33	9	1	2
E. Quinones	.259	58	15	1	16
T. Gustavson	.250	20	5	0	3
C. Williams	.245	49	12	0	6
J. Pacetti	.176	17	3	0	0

Less than 10 At-Bats

C. Baker	1.000	1	1	0	0
T. Kidd	.500	4	2	0	1
D. Lindberg	.000	1	0	0	0

Pitching

Name	W-L	Save	IP	ER	BB	SO
M. Lee	5-0	2	31.1	11	6	25
C. Pollack	2-2	0	34.0	15	13	24
P. Brown	3-1	0	33.1	16	13	21
E. McNitt	2-0	0	11.1	23	6	10
D. Hanselman	3-3	0	35.1	23	8	8
Tony Kidd	0-0	0	2.1	2	2	3
D. Limberg	0-1	0	7.2	16	9	8
B. Figueroa	0-0	0	2.2	7	0	3

Game-by-Game Results

Opponent	W-L	Score	Pitcher of Record
Big Bend All-Stars	W	21-3	Brown (1-0)
Valdosta Red Sox	W	10-7	Lee (1-0)
Valdosta Red Sox	L	13-21	Hanselman (0-1)
Valdosta Red Sox	W	8-1	Brown (2-0)
Big Bend All-Stars	W	7-0	Forfeit
Fajardo Raiders	W	15-12	Lee (2-0)
Fajardo Raiders	W	6-4	Hanselman (1-1)
Gainesville JC	W	11-7	McNitt (1-0)
Gainesville JC	W	9-4	Lee (3-0)
Gainesville JC	W	3-2	Hanselman (1-0)
Valdosta Red Sox	W	9-8	Lee (4-0)
Atlanta A's	W	6-1	Pollack (1-0)
Albany Gold	W	10-0	McNitt (2-0)
Albany Gold	L	2-3	Hanselman (2-2)
Albany Gold	W	9-0	Forfeit
Vada's Angels	W	7-1	Pollack (2-1)
Vada's Angels	L	2-5	Brown (3-1)
Vada's Angels	W	8-7	Hanselman (3-2)
Vada's Angels	W	10-9	Lee (5-0)
Webb's (Nashville)	L	3-7	Pollack (2-1)
Webb's (Nashville)	W	5-1	Brown (3-1)
Webb's (Nashville)	L	3-5	Lindberg (0-1)
Webb's (Nashville)	L	2-6	Hanselman (3-3)
Webb's (Nashville)	L	5-16	Pollack (2-2)