

THE RECORD BOOK



Former NCAA home run king Mike Fuentes . . .



. . . and Jeff Ledbetter

YEAR-BY-YEAR RECORDS

Year	Coach	Captains	W	L	T	Runs	Opp.	BA	Opp.
1948	Charlie Armstrong	Ron Nettles	9	8	0	101	121	NA	NA
1949	Charlie Armstrong	Sam Cox	11	8	0	126	103	NA	NA
1950	Charlie Armstrong	Bob Trowbridge	13	7	0	122	104		
1951	Charlie Armstrong	Augie Pompelia	16	6	0	161	97	.292	.234
1952	Ralph Matherly	Bob Trowbridge	17	4	0	158	72	.266	.188
1953	Ralph Matherly	Cooter Mills	13	10	1	156	254	NA	NA
1954	Ralph Matherly	Bob Hudson	13	8	0	164	102	.269	NA
1955	Danny Litwhiler	Billy Campbell	17	6	0	189	98	.321	NA
		Bob Hudson							
1956	Danny Litwhiler	Max Long	25	7	0	244	121	.295	NA
1957	Danny Litwhiler	Carlee Hendrix	22	9	0	232	120	.297	NA
1958	Danny Litwhiler	Dick Howser	20	7	0	198	104	.295	.208
1959	Danny Litwhiler	Dale Koch	22	11	0	258	166	.282	.231
1960	Danny Litwhiler	Ray Bazell	13	9	0	183	136	.313	.254
1961	Danny Litwhiler	Frank Davis	21	7	0	203	238	.301	.256
		Jack Dull							
1962	Danny Litwhiler	Ray McShane	23	14	0	254	221	.296	.258
		Bob Madison							
1963	Danny Litwhiler	Al Beccaccio	26	13	0	250	151	.278	.213
1964	Fred Hatfield	Jim Reed	23	13	0	244	171	.273	.247
1965	Fred Hatfield	Gerry Chmielewski	32	11	1	305	179	.281	.253
1966	Fred Hatfield	Dick Fernadez	39	13	0	417	192	.294	.214
1967	Fred Hatfield	Roy Mewbourne	32	14	0	214	155	.234	.220
1968	Fred Hatfield	Chuck Cone	35	6	0	291	120	.284	.215
		Bob Canty							
1969	Jack Stallings	Dick Gold	38	13	1	303	158	.273	.219
		Mike Easom							
1970	Jack Stallings	Dick Nichols	49	9	1	261	144	.277	.186
1971	Jack Stallings	Harry Saferight	41	16	0	341	208	.282	.208
		Ron Cash							
1972	Jack Stallings	Ken Doria	45	23	0	473	325	.291	.251
		Mike Scarce							
1973	Jack Stallings	John Librandi	38	21	0	331	218	.239	.218
		Denny Williams							
1974	Jack Stallings	Randy Davidson	37	25	0	320	269	.268	.232
1975	Woody Woodward	Randy Davidson	49	10	0	371	162	.300	.198
1976	Woody Woodward	Craig Eaton	40	16	0	467	228	.302	.210
1977	Woody Woodward	Larry Jones	37	13	0	459	375	.271	.231
1978	Woody Woodward	Brooks Carey	44	18	0	457	303	.309	.269
		Greg Jones							
1979	Dick Howser	Craig Patterson	43	17	1	494	272	.319	.277
1980	Mike Martin	Don DeLoach	51	12	0	630	306	.327	.281
		Craig Ramsey							
1981	Mike Martin	Mike Fuentes	56	23	0	638	407	.303	.273
		Rick Hatcher							
1982	Mike Martin	Jeff Ledbetter	56	17	1	752	375	.327	.243
1983	Mike Martin	Mike Yastrzemski	55	18	1	737	574	.302	.243
		Rick Figueredo							
1984	Mike Martin	Jody Reed	55	29	0	644	464	.291	.265
		Jeff Gray							
1985	Mike Martin	Frank Fazzini	59	23	0	786	406	.330	.245
		Jimmy Jones							

TEAM RECORDS

Games Played:

Most in Season - 84, 1984
Fewest in Season - 17, 1948

Victories:

Most in Season - 59, 1985 (59-23)
Fewest in Season - 9, 1948 (9-8)

Winning Percentage:

Highest in Season - .854, 1968 (35-6)
Lowest in Season - .529, 1948 (9-8)

Winning Streak:

Longest - 21, 1968 (March 23-April 4) and
21, 1969 (March 29-April 4)

Losing Streak:

Longest in Season - 5, 1974 and 1985

Attendance:

Single Home Game - 5,131 vs. Alabama, 1983
Single Season - 103,478, 1985 (54 dates)
Single Season, all games - 129,416, 1985 (75 dates)

Shutouts:

Fewest Times Shutout in Season - 0, 1985 (82 games) and
other years with fewer games
Most Times Shutout in Season - 5, 1974
Longest Streak Without Being Shutout - 115, 1980-81
Most Recorded in Season - 15, 1970 (59 games) and 15, 1975
(59 games)
Most Consecutive - 4, 1970 and 4, 1973
Consecutive Scoreless Innings - 40, 1973

Extra Inning Games:

Most in Season - 6, 1974 and 6, 1981
Longest Game - 15 innings, Several occasions

At-Bats:

Most in Game - 53, vs. Hawaii, 1977
Both Teams - 107, vs. Hawaii, 1977 (FS 53, H 54)
Most in Season - 2,872 1985 (82 games)
Fewest in Season - 752, 1951 (18 games)
Most Plate Appearances in Inning - 19, vs. Cleveland State,
1982 and 19, vs. Jacksonville, 1976

Runs:

Most in Inning - 16 vs. Cleveland State, 1982
Most in Game - 31, Georgia State, 1982 (6 innings)
Most Allowed in Game - 24, vs. Clemson, 1959
Most Combined - 39, vs. Cleveland State, 1982 (FS 24,
CS 15) and 39, vs. Georgia State, 1984 (FS 26, GS 13)
Largest Winning Margin - 26, vs. Dayton, 1981 (FS 26,
GS 2)
Largest Losing Margin - 22, vs. Clemson, 1959 (C 24, FS 2)
Most in Season - 752, 1982
Most Allowed in Season - 464, 1984
Fewest in Season - 101, 1948 (17 games)
Fewest Allowed in Season - 72, 1952 (21 games)

Hits:

Most in Inning - 11, vs. Jacksonville, 1976 and 11,
vs. Missouri-Rolla, 1980
Most Allowed in Inning - 8, South Florida, 1974
Most in Game - 23, Mississippi State, 1966; 23, Florida, 1979;
23, Georgia State, 1982 (2/14); 23, vs. Georgia State,
1982 (4/4)
Most Allowed in Game - 23, Nevada - Las Vegas, 1978
Most in Season - 947, 1985 (82 games)
Most Allowed in Season - 756, 1984
Fewest in Season - 186, 1952 (21 games)
Fewest Allowed in Season - 130, 1952 (21 games)

Doubles:

Most in Game - 8, vs. Brooklyn College, 1980
Most Allowed in Game - 6, several times
Most Combined - 10, vs. Cleveland State, 1982 (FS 5, CS 5)
Most in Season - 159, 1982 (74 games)
Most Allowed in Season - 133, 1984 (84 games)
Fewest in Season - 24, 1951 (18 games)
Fewest Allowed in Season - 19, 1951 (18 games)

Triples:

Most in Game - 5, vs. Western Kentucky, 1968 and 5,
vs. Georgia State, 1982
Most Allowed in Game - 3, several times
Most Combined - 5, vs. Western Kentucky, 1968 (FS 5,
WK 0) and 5, vs. Georgia State, 1982 (FS 5, GS 0)
Most in Season - 35, 1969 (52 games) and 35, 1972
(68 games)

Home Runs:

Most in Game - 7, vs. Missouri-Rolla, 1980 and 7, vs. Georgia
State, 1982
Most Allowed in Game - 5, vs. Florida, 1981
Most Combined - 8, vs. Georgia State, 1982 (FS 7, GS 1) and
8, vs. Georgia Southern, 1984 (FS 5, GS 3)
Most in Season - 146, 1985 (82 games)
Most Allowed in Season - 82, 1984 (84 games)
Fewest in Season - 3, 1954 (21 games)
Fewest Allowed in Season - 4, 1951 (18 games)
Most Grandslams - 7, 1984 (84 games)

Total Bases:

Most in Game - 51, vs. Georgia State, 1982
Most Combined - 75, vs. Georgia State, 1982 (FS 51, GS 24)
Most in Season - 1,580, 1985 (82 games)
Fewest in Season - 250, 1952 (21 games)

Slugging Percentage:

Highest in Season - .568, 1982 (74 games)

Runs Batted In:

Most in Game - 27, vs. Georgia State, 1982
Most Combined - 32, vs. Georgia State, 1982 (FS 27, GS 5)
and 32, vs. Cleveland State, 1982 (FS 23, CS 9)
Most in Season - 698, 1985 (82 games)

Base on Balls:

Most in Game - 20, vs. Cleveland State, 1982
Most Allowed - 18, vs. Stetson, 1976
Most Combined - 26, vs. Valdosta State, 1980 (FS 10, S 16)
Most in Season - 555, 1984
Most Allowed in Season - 340, 1972 (68 games)
Fewest in Season - 93, 1955 (22 games)

Strikeouts:

Most in Game - 18, vs. Georgia, 1968
Most Recorded in Game - 25, vs. Furman, 1956
Most Combined - 29, vs. Georgia, 1968 (FS 18, G 11) and
29, vs. Georgia Southern, 1970 (GS 16, FS 13)
Most Recorded in Season - 578, 1985 (82 games)
Fewest in Season - 93, 1955 (22 games)
Fewest Recorded in a Season - 126, 1954 (21 games)

Batting Average:

Highest in Season - .337, 1980 (63 games)
Highest Allowed in Season - .281, 1980 (63 games)
Lowest in Season - .237, 1967 (46 games)
Lowest Allowed in Season - .186, 1970 (59 games)

Stolen Bases:

Most in Game - 11, vs. Stetson, 1957
Most Allowed in Game - 13, vs. Stetson, 1973
Most Combined - 13, vs. Stetson, 1973 (FS 0, S 13)
Most in Season - 129, 1983 (74 games)
Most Allowed in Season - 98, 1984 (84 games)
Fewest in Season - 20, 1954 (21 games)
Fewest Allowed in Season - 7, 1962 (28 games) and 7, 1968
(41 games)

Putouts:

Most in Season - 2212, 1984 (84 games)

Assists:

Most in Season - 1126, 1984 (84 games)

Fewest in Season - 226, 1960 (22 games)

Errors:

Most in Game - 6, numerous times, latest vs. North Carolina, 1985

Most in by Opponent - 8, several times, latest Jacksonville, 1985

Most Combined - 12, vs. Georgia State, 1984 (FS 4, GS 8)

Most in Season - 167, 1984 (84 games)

Most by Opponent in Season - 184, 1984 (84 games)

Fielding Average:

Highest in Season - .965, 1979 (61 games)

Lowest in Season - .915, 1959 (33 games)

Double Plays:

Most in Game - 4, many times, latest vs. Georgia Southern, 1985

Most in Season - 93, 1984 (84 games)

Pitching Appearances:

Most in Game - 7, vs. Georgia, 1982

Most in Season - 223, 1984 (84 games)

Complete Games:

Most in Season - 27, 1969 (52 games)

Innings Pitched:

Most in Season - 738, 1984 (84 games)

Most by Opponent - 717, 1984 (84 games)

Saves:

Most in Season - 27, 1971 (57 games)

No-Hitters:

Most in Season - 2, 1968 (41 games)

One-Hitters:

Most in Season - 6, 1970 (59 games)

Two-Hitters:

Most in Season - 6, 1970 (59 games) and 6, 1976 (56 games)

Earned Runs:

Most Allowed in Season - 367, 1984 (84 games)

Earned Run Average:

Highest in Season - 4.48, 1984 (84 games)

Lowest in Season - 1.49, 1970 (59 games)

INDIVIDUAL RECORDS

Games Played:

Most in Season - 84, Paul Sorrento, 1984 and 84, Frank Fazzini, 1984

Most in Career - 279, Mike Yastrzemski, 1980-83

Consecutively in Season - 84, Paul Sorrento, 1984 and 84, Frank Fazzini, 1984

Consecutively in Career - 167, Don DeLoach, 1977-81

Batting Average:

Highest in Season - (0-125 at-bats) .436, Bob Clem, 1959; (126-199 at bats) .399, Mike Augustine, 1963; (200-250 at-bats) .409, Mike Fuentes, 1980; (250+ at-bats) .413, Frank Fazzini, 1985

Highest in Career - (100-600 at-bats) .410, Bob Clem, 1959-60; (600+ at-bats) .373, Mike Fuentes, 1978-81

Slugging Percentage:

Highest in Season - .875, Jeff Ledbetter, 1982 (273 TB/312 AB)

Highest in Career - .727, Jeff Ledbetter, 1979-82 (704 TB/968 AB)

At-Bats:

Most in Game - 7, several players

Most in Season - 357, Luis Alicea, 1985

Most in Career - 968, Jeff Ledbetter, 1984

Runs Scored:

Most in Game - 6, Mark Gilbert vs. Ohio State, 1978 and 6, Luis Alicea vs. Georgia State, 1984

Most in Season - 109, Frank Fazzini, 1985

Most in Career - 285, Jeff Ledbetter, 1979-82

Hits:

Most in Inning - 2, Many Players

Most in Game - 6, Luis Alicea vs. So. Miss., 1985

Most in Season - 137, Frank Fazzini, 1985

Most in Career - 335, Jeff Ledbetter, 1979-82

Most Consecutive Hits - 8, five players, latest Dru Kosco vs. Ball State, 1984

Most Consecutive Times on Base - 13, Paul Sorrento, 1985

Hitting Streak - 27, Luis Alicea, 1984

Doubles:

Most in Game - 4, Joe Licata vs. Georgia State, 1981

Most in Season - 29, Don DeLoach, 1980

Most in Career - 62, Mike Yastrzemski, 1980-83 and 62, Jeff Ledbetter, 1979-82

Triples:

Most in Game - 2, by 9 players, latest Jose Marzan vs. Georgia State, 1985

Most in Season - 9, Dick Gold, 1969 and Luis Alicea, 1985

Most in Career - 15, Luis Alicea, 1984-85

Home Runs:

Most in Game - 4, Jeff Ledbetter vs. Georgia State, 1982

Most in Season - 42, Jeff Ledbetter, 1982

Most in Career - 97, Jeff Ledbetter, 1979-82

Grandslams in Game - 2, Craig Patterson vs. Wright State, 1979

Grandslams in Season - 2, many players, latest Jimmy Jones, 1984

Runs Batted In:

Most in Game - 9, Mike Fuentes vs. Jacksonville, 1979 and Luis Alicea vs. So. Miss., 1985

Most in Season - 124, Jeff Ledbetter, 1982

Most in Career - 346, Jeff Ledbetter, 1979-82

Total Bases:

Most in Game - 17, Jeff Ledbetter vs. Georgia State, 1982

Most in Season - 273, Jeff Ledbetter, 1982

Most in Career - 704, Jeff Ledbetter, 1979-82

Hit By Pitches:

Most in Game - 3, Mark Barineau, 1982

Most in Career - 13, Mark Barineau, 1983

Most in Career - 31, Mark Barineau, 1981-83

Base on Balls:

Most in Game - 5, four players, most recently by Lionel Martinez vs. Virginia Tech, 1980

Most in Season - 80, Lionel Martinez, 1982

Most in Career - 177, Jeff Ledbetter, 1979-82

Strikeouts:

Most in Game - 5, Dick Nichols v. Georgia Southern, 1970 and 5, Dick Nichols vs. Southern Cal, 1970

Most in Season - 74, Frank Fazzini, 1984

Most in Career - 169, Frank Fazzini, 1983-85

Fewest in Season (75 AB Min.) - 1, Cooter Mills, 1974

Putouts:

Most in Season - 571, Jimmy Jones, 1984

Most in Career - 1328, Jimmy Jones, 1982-85

Assists:

Most in Season - 254, Luis Alicea, 1984

Most in Career - 596, Don DeLoach, 1977-81

INDIVIDUAL PITCHING

Appearances:

Most in Season - 40, Bruce Tanner, 1983
Most in Career - 75, Jeff Gray, 1981-84

Starts:

Most in Season - 23, Doug Little, 1984
Most in Career - 62, Doug Little, 1983-85

Relief Appearances:

Most in Season - 40, Bruce Tanner, 1983
Most in Career - 71, Doug Treadway, 1982-83

Complete Games:

Most in Season - 12, Brooks Carey, 1978 (15 Starts) and
12, Danny O'Brien, 1975 (17 starts)

Most in Career - 23, Wayne Vincent, 1966-68

Innings Pitched:

Most in Season - 161.1, Doug Little, 1984
Most in Career - 423.2, Doug Little, 1983-85

Saves:

Most in Season - 18, Mac Scarce, 1970
Most in Career - 30, Mac Scarce, 1970-71

Victories:

Most in Season - 16, Doug Little, 1983-85
Most in Career - 40, Doug Little, 1983-85
Consecutive in Season - 15, Larry Jones, 1975 and 15,
Gene Ammann
Consecutive in Career - 18, Larry Jones, 1974-75

Losses:

Fewest in Season - 0, Gene Ammann, 1970 (15-0) and several
others with fewer decisions
Fewest in Career (20+ decisions) - 2, Gene Ammann,
1968-72, (31-2)
Most in Season - 8, Doug Little, 1984
Most in Career - 14, Doug Little, 1983-85

Earned Run Average:

Lowest in Season (30+ innings) - 0.66, Gene Ammann, 1970
(10 ER/137 IN)
Lowest in Career (100+ innings) - 1.45, Wayne Vincent,
1966-68 (58 ER/292 IN)
Highest in Season (30+ innings) - 8.62, Al Ashmont, 1985
(30 ER/31 IP)
Highest in Career (100+ innings) - 5.04, David Smalley,
1980-83 (106 ER/189.1 IN)

Runs Allowed:

Fewest in Season - 18, Steve Mastin, 1968 (107 innings) and
18, Bruce Tanner, 1983 (66.1 innings)
Most in Season - 95, Doug Little, 1984
Most in Career - 206, Doug Little, 1983-85 (423.2 innings)

Earned Runs Allowed:

Fewest in Season (30+ innings) - 8, Max Long, 1971
(45 innings)
Most in Season (30+ innings) - 79, Doug Little, 1984
(161.1 innings)
Most in Career (100+ innings) - 155, Doug Little, 1983-85,
(423.2 innings)

Hits Allowed:

Fewest in Season - 13, Mac Scarce, 1971 (33.1 innings)
Most in Season - 167, Doug Little, 1984 (161.1 innings)
Most in Career - 396, Doug Little, 1983-85, (423.2 innings)

Home Runs Allowed:


Most in Season - 19, Doug Little, 1984
Most in Career - 40, Jeff Gray, 1981-84

Strikeouts Recorded:

Most in Game - 25, Tony Avitable vs. Furman, 1956
Most in Season - 154, Pat Osburn, 1970
Most in Career - 345, Larry Jones, 1974-77

Base on Balls:

Most in Season - 72, Dave Fernald, 1972 (105.2 innings)
Most in Career - 236, Larry Jones, 1974-77 (399 innings)



ALL-TIME COACHING RECORDS



Charlie Armstrong
(1948-51)

Year	W-L-T	Pct.
1948	9-8-0	.529
1949	11-8-0	.579
1950	13-7-0	.650
1951	16-6-0	.727
Totals	49-29-0	.628



Jack Stallings
(1969-74)

Year	W-L-T	Pct.
1969	38-13-1	.726
1970	49-9-1	.839
1971	41-16-0	.719
1972	45-23-0	.662
1973	38-21-0	.644
1974	37-25-0	.597
Totals	248-107-2	.697



Ralph Matherly
(1952-54)

Year	W-L-T	Pct.
1952	17-4-0	.810
1953	13-10-1	.563
1954	13-8-0	.619
Totals	43-22-1	.659



Woody Woodward
(1975-78)

Year	W-L-T	Pct.
1975	49-10-0	.831
1976	40-16-0	.714
1977	37-13-0	.740
1978	44-18-0	.710
Totals	170-57-0	.749




Danny Litwhiler
(1955-63)

Year	W-L-T	Pct.
1955	17-6-0	.739
1956	25-7-0	.781
1957	22-9-0	.710
1958	20-7-0	.741
1959	22-11-0	.667
1960	13-9-0	.591
1961	21-7-0	.750
1962	23-14-0	.622
1963	26-13-0	.667
Totals	189-82-0	.697



Dick Howser
(1979)

Year	W-L-T	Pct.
1979	43-17-1	.713



Mike Martin
(1980-85)

Year	W-L-T	Pct.
1980	51-12-0	.810
1981	56-23-0	.709
1982	56-17-1	.764
1983	55-18-1	.750
1984	55-29-0	.655
1985	59-23-0	.720
Totals	332-122-2	.730



Fred Hatfield
(1964-68)

Year	W-L-T	Pct.
1964	23-13-0	.639
1965	32-11-1	.739
1966	39-13-0	.750
1967	32-14-0	.696
1968	35-6-0	.854
Totals	161-57-1	.737

Coaching Records By Percentage

Coach (Years)	Record	Pct.
Woody Woodward (1975-78)	170-57-0	.749
Fred Hatfield (1964-68)	161-57-1	.737
Mike Martin (1980-85)	332-122-2	.730
Dick Howser (1979)	43-17-1	.713
Jack Stallings (1969-74)	248-107-2	.69747
Danny Litwhiler (1955-63)	189-82-0	.69741
Ralph Matherly (1952-54)	43-22-1	.659
Charlie Armstrong (1948-51)	49-29-0	.628

SERIES RECORDS VS. ALL OPPONENTS

Team	First Meeting	Last Meeting	Series Standings W-L-T	Team	First Meeting	Last Meeting	Series Standings W-L-T
Alabama	1967	1984	3-2-0	Mercer-Atlanta	1974	1982	9-0-0
Amherst	1952	1964	7-1-0	Miami	1951	1985	67-49-2
Arizona	1963	1980	1-2-0	Michigan	1959	1962	1-1-0
Arkansas	1985	1985	0-1-0	Michigan State	1957	1975	9-6-0
Armstrong State	1985	1985	2-0-0	Middle Georgia	1948	1948	2-0-0
Army	1975	1975	1-0-0	Millsaps	1949	1949	1-0-0
Auburn	1954	1984	58-38-0	Minnesota	1981	1981	1-0-0
Austin Peay	1979	1979	2-0-0	Mississippi	1949	1972	6-1-0
Ball State	1984	1985	6-2-0	Mississippi College	1948	1951	13-4-0
Belmont Abbey	1969	1969	2-0-0	Mississippi State	1964	1970	5-2-0
Biscayne College	1976	1976	4-0-0	Missouri-Rolla	1980	1980	2-0-0
Bowling Green	1970	1970	1-0-0	Monmouth	1980	1980	1-0-0
Bradley	1950	1950	1-1-0	Morehead State	1978	1978	2-0-0
Brooklyn College	1980	1980	1-0-0	Navy	1960	1960	3-4-0
Brown	1971	1971	5-1-0	New Orleans	1980	1984	3-1-0
Cal State-Fullerton	1984	1984	1-2-0	New York University	1970	1970	2-0-0
Campbellsville	1981	1981	1-0-0	Nevada-Las Vegas	1977	1984	4-8-0
Central Florida	1985	1985	4-1-0	Niagra	1974	1976	7-0-0
Chicago State	1972	1972	2-0-0	North Carolina	1956	1985	16-5-0
Cincinnati	1953	1985	10-0-0	North Carolina State	1962	1968	2-4-0
Clemson	1958	1984	24-16-1	North Carolina-Wilmington	1974	1974	3-0-0
Cleveland State	1981	1982	3-0-0	Northeast Louisiana	1964	1964	1-0-0
Columbus College	1974	1976	5-0-0	Northern Illinois	1971	1971	1-0-0
Connecticut	1957	1957	0-1-0	Northern Kentucky	1980	1980	1-0-0
Cumberland	1973	1973	2-0-0	North Central	1977	1977	3-0-0
Dartmouth	1970	1970	1-0-0	Notre Dame	1956	1958	3-0-0
Davidson	1954	1954	1-0-0	Oakland	1978	1979	4-0-0
Dayton	1980	1980	1-0-0	Oglethorpe	1949	1949	0-1-0
Delaware	1979	1979	0-1-0	Ohio	1970	1974	1-1-0
Duke	1954	1959	15-9-0	Ohio State	1960	1982	4-3-0
East Carolina	1962	1984	4-3-0	Oklahoma	1982	1982	0-1-0
East Tennessee	1978	1978	2-0-0	Olivet	1977	1977	2-0-0
Eastern Illinois	1980	1980	1-0-0	Otterbein	1976	1982	7-0-0
Eastern Michigan	1975	1982	0-2-0	Parsons	1967	1967	0-2-0
Farleigh Dickinson	1973	1973	2-0-0	Penn State	1957	1969	7-2-0
Flagler	1980	1982	4-1-0	Pittsburgh	1983	1985	9-0-0
Florida	1956	1985	64-58-0	Richmond	1972	1972	1-0-0
Florida A&M	1971	1979	12-0-0	Rider College	1970	1974	2-0-0
Florida International	1973	1984	7-1-0	Ripon	1981	1981	2-0-0
Florida Southern	1949	1974	29-13-1	Rollins	1948	1973	11-11-0
Furman	1955	1969	12-1-0	Rose Hulman	1978	1978	4-0-0
George Mason	1985	1985	1-0-0	Rutgers	1966	1966	1-0-0
George Washington	1958	1959	2-0-0	Samford	1985	1985	3-1-0
Georgia	1951	1982	27-3-0	Santa Clara	1962	1962	1-1-0
Georgia Southern	1948	1985	95-31-0	Savannah	1948	1948	1-1-0
Georgia Southwestern	1976	1976	3-1-0	Seton Hall	1975	1975	0-1-0
Georgia State	1981	1985	19-2-0	South Alabama	1969	1985	23-19-1
Georgia Tech	1981	1985	22-7-0	South Carolina	1969	1985	7-5-0
Grambling	1985	1985	2-0-0	South Florida	1969	1985	45-8-0
Hawaii	1977	1980	1-2-0	Southeastern Louisiana	1953	1953	1-1-0
Holy Cross	1970	1970	2-0-0	Southeast Missouri	1982	1982	1-0-0
Howard	1976	1976	1-1-0	Southern	1982	1982	2-0-0
Illinois	1956	1970	5-0-0	Southern California	1963	1977	1-3-0
Indiana	1956	1956	2-0-0	Southern Illinois	1968	1970	6-1-0
Ithaca	1957	1962	3-0-0	Southern Mississippi	1982	1985	15-2-0
Jackson State	1981	1981	1-0-0	Southwestern Louisiana	1976	1983	4-0-0
Jacksonville State	1953	1973	3-0-0	Springfield	1967	1968	4-0-0
Jacksonville University	1964	1985	54-22-0	Springhill	1966	1966	4-0-0
Kearney State	1977	1977	2-0-0	St. Francis (Ill.)	1979	1979	3-1-0
Kentucky	1965	1977	6-1-0	St. Joseph's	1972	1973	4-0-0
Kentucky Wesleyan	1968	1968	2-0-0	St. Leo	1969	2979	28-3-0
Kenyon	1952	1952	2-0-0	St. Louis	1965	1981	1-1-0
Lafayette	1971	1971	3-0-0	St. Xavier	1982	1983	2-0-0
Lenoir-Rhyne	1980	1980	1-0-0	Stetson	1949	1984	31-19-0
Lewis	1974	1974	0-3-0	Tampa	1949	1984	24-4-1
LSU	1955	1983	5-3-0	Tennessee	1951	1974	4-3-0
Louisville	1977	1985	7-2-0	Tennessee-Martin	1979	1979	2-0-0
Loyola (La)	1952	1968	10-0-0	Tennessee-Tech	1983	1984	3-0-0
Marietta	1973	1977	1-1-0	Texas	1965	1970	2-1-0
Marshall	1978	1978	0-1-0	Troy State	1948	1980	10-2-0
Maryland	1965	1970	4-0-0	Tulane	1967	1985	29-16-1
Memphis State	1977	1985	19-9-0	Union	1970	1970	5-0-0
Mercer	1948	1984	27-6-0	Valdosta State	1963	1982	21-4-1

Team	First Meeting	Last Meeting	Series Standings W-L-T
Valparaiso	1982	1982	1-0-0
Vanderbilt	1972	1972	2-1-0
Virginia	1972	1972	2-0-0
Virginia Tech	1967	1985	7-3-0
Wake Forest	1962	1983	18-5-0
Western Kentucky	1978	1985	6-1-0
Western Michigan	1959	1974	6-8-0
West Florida	1981	1984	5-0-0
West Virginia	1956	1962	3-2-0
William & Mary	1967	2967	1-0-0
Wingate	1980	1983	6-0-0
Wisconsin	1955	1958	8-1-0
Wright State	1979	1980	3-1-0
Yale	1957	1957	2-0-0

Other Amateur Teams

Camp LeJune	1949	1954	3-1-0
Jacksonville Navy	1953	1954	2-2-0
Pensacola Navy	1965	1965	3-0-0
Valdosta Red Sox	1968	1968	4-0-0

Professional Exhibitions

Birmingham (AA)	1968	1968	0-3-0
Knoxville (A)	1958	1958	1-0-0
Pittsfield (AA)	1968	1968	0-3-0
Tallahassee Citizens	1951	1951	1-0-0
Tallahassee Rebels	1954	1954	1-1-0
Pawtucket (AAA)	1970	1970	0-1-0
Baltimore (AL)	1970	1970	0-1-0
New York (AL)	1978	1985	1-1-0
Atlanta (NL)	1981	1982	1-1-0

SEMINOLE ALL-AMERICANS

ABCA (Coaches)

Dick Howser	1957-58
Bob Clem	1959
Jack Dull	1961
Buddy Teagle	1962
Mike Augustine	1963
Woody Woodward	1963
Ken Saurez	1964
Jim Lyttle	1964
Tom Cook	1968
John LiBrandi	1972
Danny O'Brien	1975
Randy Davidson	1975
Jaun Bonilla	1976
Blane McDonald	1978
Craig Patterson	1979
Mike Fuentes	1980-81
Jeff Ledbetter	1981-82
Frank Fazzini	1985
Doug Little	1985

Sporting News

Jim Lyttle	1964
Dick Gold	1969
Dick Nichols	1970
John Grubb	1970
Ron Cash	1970
Pat Osburn	1970
Steve Tebbetts	1975
Jim Busby	1975
Terry Kennedy	1976-77
Jim Weaver	1980
Mike Fuentes	1980-81
Jeff Ledbetter	1981-82
Frank Fazzini	1985

Baseball America

Jeff Ledbetter	1981-82
Frank Fazzini	1984-85
Doug Little	1985
Luis Alicea	1985

Academic All-America (CoSIDA)

Greg Gromek	1970-71
Carl Gromek	1970
Danny O'Brien	1975
Tommy Zoeller	1985

Freshman All-America

(Selected by Baseball America)

Frank Fazzini	1983
Doug Little	1983
Paul Sorrento	1984
Luis Alicea	1984
Ray Revak	1984
Richie Lewis	1985
Barry Blackwell	1985

Golden Spike Award

Presented annually to the top amateur baseball player in the country as selected by the Baseball Federation of America.

1981 - Mike Fuentes

Sporting News Player of the Year

Selected by *Sporting News* writers as the best collegiate player in the nation.

1977 - Terry Kennedy

1982 - Jeff Ledbetter



Mike Fuentes
1979-80



Frank Fazzini
1985




Juan Bonilla
1976





Woody Woodward
1963



Mike Augustine
1963



Dick Gold
1969



Buddy Teagle
1962

MISCELLANEOUS RECORDS

Year-by-Year Batting Champions

1948	Jack Wilson	.298 (20-67)
1950	Ron Melton	.361 (30-83)
1951	Lee Bailey	.352 (32-91)
1952	Ralph Blinn	.317 (20-63)
1953	Cooter Mills	.319 (29-91)
1954	Cooter Mills	.368 (32-87)
1955	Riley SeEVERS	.415 (27-65)
1956	Dick Howser	.415 (27-65)
1957	Dick Howser	.364 (32-88)
1958	Owen McCarron	.365 (35-96)
1959	Bob Clem	.436 (44-101)
1960	Bob Clem	.383 (36-94)
1961	Jack Dull	.370 (40-108)
1962	Woody Woodward	.365 (54-148)
1963	Mike Augustine	.399 (65-163)
1964	Ken Saurez	.404 (44-109)
1965	Gary Nichols	.333 (29-87)
1966	Gary Sprague	.369 (74-195)
1967	Bob Canty	.340 (18-53)
1968	Mike Easom	.386 (56-145)
1969	Dick Nichols	.336 (45-138)
1970	Dick NoChols	.338 (80-237)
1971	Ron Cash	.352 (58-165)
1972	Tom Rosa	.338 (69-204)
1973	Tom Rosa	.317 (66-208)
1974	Jaun Bonilla	.351 (82-232)
1975	Steve Tebbetts	.374 (76-203)
1976	Joe Hicks	.391 (45-115)
1977	Carlos Lezcano	.346 (63-182)
1978	Blane McDonald	.393 (79-201)
1979	Craig Patterson	.397 (95-239)
1980	Mike Fuentes	.408 (95-233)
1981	Mike Fuentes	.353 (106-300)
1982	Jeff Ledbetter	.381 (119-312)
1983	Frank Fazzini	.366 (86-235)
1984	Paul Sorrento	.349 (103-295)
1985	Frank Fazzini	.413 (137-332)

Home Run Leaders

1	Jeff Ledbetter	42	1982
2	Frank Fazzini	33	1985
3	Frank Fazzini	29	1984
4	Mike Fuentes	27	1981
5	Chris Cawthon	26	1982
6	Jeff Ledbetter	23	1981
7	Terry Kennedy	21	1976
	Mike Fuentes	21	1980
	Jimmy Jones	21	1985
10	Jeff Ledbetter	19	1980
11	Jim Weaver	18	1980
	Mark Lacy	18	1982
13	Frank Fazzini	17	1983
	Rick Figueredo	17	1983
	Paul Sorrento	17	1983

RBI Leaders

1	Jeff Ledbetter	124	1982
2	Frank Fazzini	118	1985
3	Mike Fuentes	106	1981
4	Chris Cawthon	103	1982
5	Jeff Ledbetter	95	1981
6	Joe Licata	91	1981
7	Frank Fazzini	89	1984
8	Don DeLoach	87	1982
9	Mike Fuentes	83	1980
10	Jim Weaver	75	1981
11	Jeff Ledbetter	73	1980
	Jimmy Jones	73	1985
13	Paul Sorrento	68	1984
14	Paul Sorrento	68	1984
15	Bien Figueroa	67	1985
16	Luis Alicea	65	1985
17	Terry Kennedy	64	1976
18	Mark Lacy	63	1982
	Frank Fazzini	63	1983
	Jimmy Jones	63	1984

Career Home Runs

1	Jeff Ledbetter (1979-82)	97
2	Frank Fazzini (1983-85)	79
3	Mike Fuentes (1978-81)	64
4	Jimmy Jones (1982-85)	41
5	Mike Yastrzemeski (1980-83)	40
6	Chris Cawthon (1981-82)	36
7	Terry Kennedy (1975-77)	32
8	Mark Lacy (1981-82)	30
9	Rick Figueredo (1980-83)	29
10	Paul Sorrento (1984-85)	26

Career RBIs

1	Jeff Ledbetter (1979-82)	346
2	Frank Fazzini (1983-85)	270
3	Mike Fuentes (1978-81)	257
4	Mike Yastrzemeski (1980-83)	223
5	Jimmy Jones (1982-85)	198
6	Rick Figueredo (1980-83)	188
7	Juan Bonilla (1974-77)	150
8	Don DeLoach (1978-81)	143
9	Chris Cawthon (1981-82)	142
10	Terry Kennedy (1975-77)	137

No-Hitters

- 1958 - Frank Slusser vs. Miami (18-0)
- 1967 - Wayne Vincent vs. Georgia Southern (7-0)
- 1968 - Jeff Hill vs. Springfield (18-0)
- 1968 - Gene Ammann and Lin Garrett vs. Wake Forest (3-0)
- 1970 - Gene Ammann vs. South Florida (7-0)
- 1977 - Mike McLeod vs. Olivet (23-0)

ALL-TIME ROSTER

A

Bobby Alexander 1982
Terry Alexander 1976
Luis Alicea 1984-85
Roy Alvarez 1980
Gene Ammann 1968-70
Johnny Ash 1954-56
Bill Ashford 1982-83
Gary Ashley 1953-56
Al Ashmont 1985
Jim Atwood 1953-56
Mike Augustine 1961-63
Tony Avitable 1953-56

B

Jeff Bangston 1972-73
Mark Barineau 1981-83
Ron Bartlett 1976-79
Joe Baxter 1968-69
Clay Baynham 1976
Harold Bazzell 1953
Ray Bazzell 1957-60
Mason Bean 1972-73
Al Beccaccio 1960-62
Bob Benda 1976-77
Chip Biffano 1976-77
Ham Bisbee 1955
Barry Blackwell 1985
Tony Blasucci 1983
Ralph Blinn 1952-53
Rich Bombard 1979
Phil Bondack 1962-63
Bob Bondi 1954-57
Jaun Bonilla 1974-77
LaDon Boyd 1967
Mike Bretz 1976-79
John Bristol 1955-57
Kevin Brooks 1977-78
Marty Brooks 1965-67
Terry Brooks 1969
Craig Brown 1969-70
Dave Brown 1974
Forrest Brown 1953-54
Pete Brown 1985
Randy Brown 1964-66
Terry Browning 1968-69
Tommy Bryant 1983
Jeff Burger 1969
Joe Burns 1969
Jim Busby 1974-75
Dave Buss 1959-60
Lee Byers 1961-64

C

Nick Cafaro 1966
Vince Calandra 1984-85
Billy Campbell 1952-55
Bob Canty 1966-68
Brooks Carey 1975-78
Bob Carroll 1972-73
Doug Casey 1978-79
Ron Cash 1970-71
Chris Cawthon 1981-82
Dave Chappel 1974
Gerald Chmielewski 1963-65
Bob Clem 1958-59
Al Cleveland 1969-70
Larry Cocks 1969-70
Hal Cohen 1982
Chester Cole 1965-67
Rick Colzie 1973-74
Chuck Cone 1966-68
Skip Cone 1971-72

David Cook 1966-68
Dave Cooper 1976-77
Mike Coppins 1957-60
Lee Corso 1954-57
Jerry Couch 1958-59
Bob Craft 1966-68
Keith Craig 1980-81
Ken Creely 1964-65
John Cuesta 1953
Mike Cullin 1980-81
Greg Culpepper 1979
Ben Curry 1975-78

D

Dave Dahlen 1963-64
Bill Daniel 1974-75
Jim Daniel 1960-61
Randy Davidson 1974-75
Frank Davis 1960-61
Tom Davis 1962-64
Eric Deddens 1983-84
Don DeLoach 1978-81
Greg Dennis 1983
Jim DeVane 1955
Paul Dirks 1962-64
Kevin Dodge 1981-82
Jerry Donnaway 1957-58
Ken Doria 1971-72
Danny Dowell 1981-83
Steve Downey 1974
Jay Drevis 1984
John Drews 1974
Dean Duchak 1965-67
Jack Dull 1960-61

E

Mike Easom 1966-68
Craig Eaton 1975-76
Frank Echols 1961-63
Rudy Eigel 1955-58
Mike Eissey 1973-74
Gary Elliott 1961-63
Jack Emerick 1979-80
Mike English 1967-69
Roy Eppley 1985

F

Terry Farmer 1973-74
Frank Fazzini 1983-85
Ed Feely 1961
John Ferguson 1968-70
George Fergusson 1961-62
Dave Fernald 1971-73
Dick Fernandez 1964-66
Joe Fernandez 1953
Robert Ferrar 1962-63
Carl Ferraro 1981
Rick Figueroa 1980-83
Bien Figueroa 1985
Mike Fields 1978-79
Ken Fischer 1979-82
Robin Flake 1970-72
Ray Fox 1975-78
Jim Foxwell 1972-75
Ron Fraser 1954-57
Clem Freeman 1981
Doug French 1961-62
Mike Fuentes 1978-81
Bill Fuller 1970-72
Ed Fulton 1985

G

John Gagnon 1979-80
Randy Gailey 1972-73

Tom Garcia 1955
Linwood Garrett 1967-68
Dave Garrison 1984
Steve Gelmine 1982-85
Alan Gentry 1983-84
Wayne Giardino 1964-65
Mark Gilbert 1978-79
Jack Givens 1976-77
Mike Givens 1974
Steve Givens 1982-83
Dick Gold 1967-69
Jeff Gray 1981-84
Harry Green 1966-68
Lane Green 1966-68
Danny Griffin 1982-83
Dave Grimes 1970-71
Carl Gromek 1968-70
Greg Gromek 1968-71
Johnny Grubb 1970
Randy Guemple 1972-73
Jim Guiznski 1968-69

H

Dan Haddock 1979
Bill Hammond 1964-66
Art Haney 1963
Dave Hanselman 1984
Don Harbaugh 1969-71
Jeff Hardy 1976-77
Dee Harris 1976
Ed Harris 1967-68
Rick Hatcher 1979-81
Tim Hatcher 1980
Chuck Hawkins 1965-66
Mark Haynes 1952-54
John Hearn 1966-68
Phil Hearn 1966
Ken Heath 1984
George Hehemann 1953-56
Jim Helm 1966-68
Carlee Hendrix 1954-57
Tom Henson 1969-71
Joel Hicks 1976-77
Ron Herring 1973-74
William Higginbothom 1953-54
Windle Higginbothom 1974-75
Jeff Hill 1967-69
Lance Hitchcock 1966-68
Jeff Hogan 1967-69
Rick Holloway 1978-79
Maury Hopkins 1964-66
Bill Horne 1973-74
Bill Howell 1961
Ed Howell 1964-66
Martin Howell 1962-63
Ed Howser 1980-81
Dick Howser 1955-58
Bob Hudson 1954-55
Bruce Huff 1976-79
Gary Huff 1971-73
Ken Huff 1978-81
Philip Hunt 1955
George Hutchinson 1961

I

Vince Insogna 1984

J

John Jane 1961
Ken Jarabeck 1978
Lincoln Jarrett 1962-63
Jay Johnson 1962-64
Larry Johnson 1962-64

Gordon Johnston 1981
Gerg Jones 1976-78
Jimmy Jones 1982-85
Larry Jones 1974-77
Bob Jordan 1966
Bob Jordan 1974

K

Randy Kaiser 1974
Doug Kasimer 1969-71
Jim Kaufman 1954-55
Jay Keeler 1980-82
Mike Kelley 1974-75
Terry Kennedy 1975-77
Fred Kenney 1957-58
Keith Kidd 1985
John Keith 1969-71
Ron Kims 1953
Dale Koch 1958-59
John Kolb 1981
Dru Kosco 1984-85
Charlie Krausche 1961
Robert Kull 1963-65


L

Mark Lacy 1981-82
Rick Langford 1973
Bill Langston 1967
Ernie Langford 1957-60
Gary Lawrence 1965-66
Mike Leber 1971-72
David Ledbetter 1982
Jeff A. Ledbetter 1982-84
Jeff S. Ledbetter 1979-82
Larry Lee 1973
Greg Lewis 1982
Loren Levy 1982-84
Carlos Lezcano 1974-77
John LiBrandi 1972-73
Joe Licata 1981
Doug Little 1983-85
Woody Litwhiler 1962-64
Ed Lockhart 1950-53
Brad Long 1977-78
Charlie Long 1961
Max Long 1953-56
George Lott 1968-69
Mike Loynd 1983-85
Jose Lugo 1974
Jim Lyttle 1966-67

M

Bob Madison 1960-61
Rick Madison 1961
Marty Maier 1973-74
Eric Mangham 1984-85
Harold Mangin 1961-62
Ed Mann 1953
Mike Martin 1965-66
Neil Martin 1957-58
Lionel Martinez 1980-81
Steve Marks 1964-66
John Mason 1967
Jim Mathers 1966
Bob Mayer 1974-76
Jose Marzan 1984-85
Jim McArdle 1976-77
Clyde McBride 1963
Monty McBryde 1964-65
Owen McCarron 1955
Gene McCormick 1957-60
Jim McCune 1964-65
Blane McDonald 1978-79

Rick McGlone	1974-77	Bruce Pollock	1967	Buddy Shaw	1983	Tom Thomas	1966-67
Joe McKinney	1965-66	Tim Porter	1969-70	Gordon Shirah	1954-56	Mike Tice	1978-79
Mike McLeod	1975-77	Lynn Powell	1963	Jamey Shouppe	1981-82	Ed Trancygier	1961
Dale McMahan	1966	Dave Price	1970-72	Bob Shupack	1953	Ronnie Traylor	1978-79
Ray McShane	1960-62	Brad Prior	1976	Howard Siegle	1974	Doug Treadway	1983-84
Bob Merry	1953	R		Herb Sikes	1969-72	John Tucker	1961-62
Ron Mewbourne	1965-67	Craig Ramsey	1976-79	Ken Silvestri	1971-72	Gale Tuggle	1955-56
Billy Mills	1951-54	Cliff Ranew	1964-65	Bob Skala	1953	Jerry Turner	1961
Don Milner	1978-79	Jim Reed	1964-65	Craig Skok	1968-69	Fred Twomey	1954-57
Bart Mitchell	1982-84	Jody Reed	1983-84	Mike Slade	1969-72	V	
Dave Mobley	1976-79	Ray Revak	1984-85	Ken Sloan	1966	Mike Vasquez	1968-71
Orson Mobley	1982	Dave Rhino	1982	Paul Sorrento	1984-85	Bob Vaughn	1955-56
Dave Morano	1978	Marry Rice	1971-74	David Smalley	1980-83	Gary Viero	1976
Jack Morgan	1953	Mike Riebling	1967-69	Frank Slusser	1956-58	Wayne Vincent	1966-68
Todd Morgan	1982-84	Kevin Rigbsy	1978	Dwight Smith	1961-63	W	
Al Moreya	1983	Rim Riley	1978-79	Jackie Smith	1976-77	Bobby Waits	1954-57
Rick Moss	1970-71	Dan Roatche	1969-72	Ken Smith	1985	Doug Walker	1960-61
Don Murray	1963-65	Pete Roberts	1967	Kevin Smith	1985	Jim Ward	1965-66
N		Matt Robinson	1982-83	Roger Smith	1972-73	Jim Weaver	1980-81
Carl Nelson	1957-60	Charlie Rodgers	1957-60	Rick Snyder	1971-73	Ham Wernke	1954-55
Roger Netsel	1967	Tom Rosa	1972-73	Tom Snyder	1982	Bill Westendick	1957-60
John Nicholas	1975-76	Jack Ross	1960-62	Kyle Spitzer	1960-62	Ed West	1976
Dave Nichols	1971-72	Larry Rothschild	1974	James Spooner	1967	Jimmy White	1960-62
Dick Nichols	1968-70	George Roundtree	1962-64	Gary Sprague	1966	Chuck Witaker	1967-68
Joe Nichols	1976-79	S		Bill Stagland	1961	Chas Widden	1953
Gary Nichols	1963-65	Harry Saferight	1970-71	Darnell Stewart	1966-67	Dick Wiggins	1979-80
Klyne Nowlin	1951-53	Rick Saffel	1979	Kent Stille	1963	Bob Wilcox	1964-65
O		Tom Sailor	1982	Jack Straub	1953	Denny Williams	1972-73
Pat Osburn	1970	Chuck Sanders	1952-53	Len Sullivan	1967	Laverne Williams	1953
Danny O'Brien	1973-75	Pete Sarron	1965-66	Marv Stringfellow	1965-67	Bill Williamson	1962-63
Danny Owen	1975-76	Craig Saxner	1985	Walt Sumner	1968-69	Gary Williamson	1963-64
P		Bill Saunders	1976	Bob Sutton	1966	John Wolfner	1979-80
Joe Pacetti	1985	Ken Saurez	1963	Harvey Sweeney	1954-56	Howard Wood	1967
Bert Palmer	1953	Jim SeEVERS	1955	Alan Swindle	1980-82	Woody Woodward	1962-64
Derek Palmer	1979	Mac Scarce	1970-71	Carl Szymanski	1974	Bob Wooley	1965-67
Keith Parenteau	1980	Mike Scarce	1971-72	T		Bob Wynn	1953-54
Craig Patterson	1978-79	Glayden Schafer	1953	Houston Taff	1966	Y	
Ray Pearson	1953	John Sheppard	1957-58	Jeff Tandlich	1974	Ed Yarnell	1966-67
Ed Peres	1972-73	Bob Sherman	1961	Bruce Tanner	1981-83	Mike Yastrzemski	1980-83
Jerry Philip	1957-58	Tim Sherrill	1972-73	Buddy Teagle	1960-62	Manny Yglesias	1953
Tim Phillips	1980-82	Jim Scheller	1969-70	Steve Tebbbetts	1973-75	Z	
Chris Pinder	1984	Ed Schneider	1980-81	Al Thomas	1962-63	Greg Zera	1968-71
Charlie Pinkermann	1956-59	Greg Schnute	1968-70	Mike Thomas	1976	Bill Ziegler	1966-67
Keith Pitchford	1962-62	Ken Schimchak	1977-79	Paul Thomas	1985	Roger Zimmerman	1961
						Tom Zoeller	1983-85



This is Florida State



Florida State University, a coeducational institution with an enrollment of 21,500 students, is located in Tallahassee, the capital of Florida.

The beautiful 345-acre campus is wrapped in greenery that combines the blossoms of camellias, azaleas and dogwoods with palm trees and moss-hung oaks. The campus looks enough like Ivy League schools, particularly around its older, Gothic buildings, that several times each winter New York

advertising agencies fake summer scenes supposedly shot at Princeton or Harvard. On the west side of campus, the scene is dominated by the contemporary, high-rise science complex.

There are more than 1,300 faculty including four members of the National Academy of Sciences. Florida State is one of only five universities in the nation to have its own supercomputer.

Academic programs in the sciences (notably physics, chemistry, biology and meteorology) and the performing arts (music, theater, visual arts and dance) have high national rankings. Other strong departments among the 15 schools and colleges include criminology, hospitality administration, accounting, statistics and interior design. FSU's pre-med program has a much higher than average medical school placement rate for its graduates.

Today, FSU offers students the opportunity to choose from more than 100 career options in arts and sciences, business, communication, criminology, education, home economics, law, library and information studies, music, nursing, social sciences, social work, theater, visual arts and engineering, which operates in cooperation with Florida A&M University. The most popular majors at FSU are business, biology, computer science and communication.

Florida State has honors programs for its top students. Overseas study program in fields ranging from law to hotel and restaurant administration are offered in Florence, Italy; Oxford and London, England; Switzerland, Costa Rica, Yugoslavia and the Panama Canal Zone.

Social life for many centers around 24 fraternities and 20 sororities. Wind surfing, swimming and sunning are among the activities to be enjoyed at FSU's convenient lakeside "Reservation" or along the sandy beaches of nearby coasts.

A unique extracurricular activity is the Flying High Circus, the nation's only all-collegiate circus. Students from every academic major can become stars on the flying trapeze, on the highwire or in clown acts.

Fine entertainment is provided year-round by the FSU Schools of Music and Theater and the Department of Dance.

Student Campus Entertainment presents concerts, movies, lectures and other activities throughout the year and the Artist Series brings professional entertainers to campus.

Student government at FSU is one of the most powerful in the country. Elected students spend an annual budget of about \$1.7 million. Student government funds intramurals, activities at the Student Union and more than 200 interest organizations.



C.W. "HOOTIE" INGRAM *Athletic Director*

Cecil Ingram, known to most of his friends and associates as simply "Hootie," has headed the Florida State athletic department since 1981 after serving as associate commissioner of the Southeastern Conference for eight years.

Since his arrival in Tallahassee, Ingram has initiated a \$10 million dollar building program for athletic facilities, including the Moore Athletic Center - home of Florida State athletics.

A native of Tuscaloosa, Ala., Ingram played for the Crimson Tide from 1951 to 1954 and led the nation in interceptions as a sophomore. He also lettered in baseball as an infielder. Following a stint in the army, Ingram turned to coaching. After several years of high school coaching, Ingram moved into collegiate athletics; making assistant coaching stops at Wake Forest, Virginia Tech, Georgia and Arkansas.



BOB GOIN *Associate Athletic Director*

A member of the Florida State athletic staff since 1981, Bob Goin begins his fifth full year as Associate Athletic Director.

All men's non-revenue coaches report to Goin and he also assists in the day-to-day operations of the department. A large portion of football, basketball and baseball game-day operations fall under his leadership.

A 1959 graduate of Bethany College, Goin received his master's degree from West Virginia in 1961. From 1960-76, Goin served Bethany in several administrative and coaching capacities before moving on to West Virginia as an assistant athletic director. He was named athletic director at California (Pa.) State College in 1980, where he formed that institution's first scholarship fund for athletics and the college's first booster club.



CHARLES W. EHRHARDT *Faculty Athletic Committee Chairman*

A Florida State University professor of law, Charles W. Ehrhardt is in his second year as Chairman of the Athletic Committee.

He is currently in his second stint on the committee, having served 1969-71 and then being reappointed to the board in 1983. As chairman, Ehrhardt succeeded Dr. James Jones, who held that position since 1980. Ehrhardt becomes Florida State's representative to the NCAA and was also president of the Metro Conference in 1984-85.

A native of Elkader, Iowa, Ehrhardt received his bachelor's degree from Iowa in 1962 before earning a law degree at Iowa State two years later. He came to Florida State in 1967.

A widely respected expert in the field of Evidence, Ehrhardt is frequently called on to lecture on the subject by lawyers and judges nationwide.



FLORIDA STATE UNIVERSITY
SPORTS INFORMATION

P.O. BOX 2195 TALLAHASSEE, FL 32316
(904) 644-1060 AFTER 5 P.M. (904) 644-1403



MEDIA INFORMATION

Florida State's 1986 baseball guide was designed for use by the media while covering Florida State. Questions not covered in this guide should be directed to the FSU Sports Information Office, or by calling 904/644-1060.

The following information will aid you in covering Florida State during the coming year:

Credentials--Working credentials are required for admittance to Seminole Stadium. All requests should be directed to Dan Pearson or Wayne Hogan at least one week prior to game day. Space will be allocated on the following priority: (1) Local and student press, radio and television stations actually broadcasting, state daily papers, national publications, wire services, opponent's local and student press, (2) Radio and television stations not actually broadcasting and non-daily papers, (3) Scouts.

Parking--Easy access to Seminole Stadium from Doak Campbell Stadium parking lot. No pass required but those with equipment should arrive early to avoid longer walks.

Photographers--Accredited photographers only. No free-lance passes issued.

Radio--Florida State has one booth available to opponent's broadcasting team. Florida State grants broadcast rights on a reciprocal basis with opponents.

Phones--Telephone service should be secured directly through Centel Telephone (904) 681-6600. FSU radio station WMT has one extra line installed for opponent's radio station. Call Rod Meadows at (904) 893-4358 for details.

Services--Scorecards, programs, statistics and light refreshments are available at all Seminole baseball games. Telecopier service is available next door at the Moore Athletic Center. Final box scores will be distributed within 10 minutes of game's end.

Interviews--With the exception of end of game, all interviews should be arranged through the Sports Information Office.


PRESS BOX PHONE NUMBERS (904) 644-1553
(904) 644-1554

DIRECTOR
Wayne Hogan
Home: 386-3359

ASSOCIATE DIRECTOR
Lisa Morton
Home: 575-4773

ASSISTANT DIRECTOR
Dan Pearson
Home: 562-4628

All Over Seminole Territory...



Hardee's
Where good people go for good food™

