

1986: THE YEAR IN REVIEW

It was a Monday morning and the rain was coming down in sheets. It had been nearly six weeks since any rain had fallen in North Florida. Later that night Florida State's No. 1 ranked baseball team was scheduled to play No. 2 LSU that night in a nationally televised game at Seminole Stadium.

As the day wore on, the weather looked more ominous. The forecast was not good. Great pains had been taken to arrange this season-ending contest. At 6 p.m.—just two hours before the scheduled first pitch—the rain stopped. Within 15 minutes a warm sun was shining on Tallahassee. The game was on.

That almost magical occurrence in many ways mirrors the 1986 baseball season at Florida State. It was indeed a year when everything seemed to have gone right. It culminated in the first FSU appearance in Omaha since 1980.

The Seminoles' mere presence at 1986's College World Series is itself a testimony to a unique club. Six years in a row since Mike Martin last brought a team here, FSU had died in regional play. For sure this team had a proverbial gorilla on its back. Ranked in the Top Five all year and No. 1 for most of the season, this team was heavily counted on by its supporters to finally break the post-season spell.

While it may have seemed like a bit of magic that brought the Seminoles through the South II Region Tournament undefeated, it was actually just good old fashioned hard ball. A club that Martin had built on pitching, speed and defense won with those tools in region play just as they had all season long.

The backbone of this Florida State club was its pitching. Mike Loynd went 20-3 and tied an NCAA record for wins in a season. That led to a Pitcher of the Year award from Baseball America and culminated in Loynd being named recipient of the prestigious Golden Spikes Award—the first pitcher to win the trophy that symbolizes the best amateur player in the country.

Almost as effective as Loynd was the other half of the L&L tandem—Richie Lewis. He finished the season with a 14-2 mark with four saves—with two wins and two saves coming in the College World Series. The L&L boys effectively formed the best strikeout combination in college history. Loynd punched out an NCAA leading total of 223; while Lewis led the nation in strikeouts per nine innings with 202 in just 127.2 innings.

Waiting in the wings behind Loynd and Lewis was the season's most pleasant surprise, Chris Pollack. The big lefthander stepped in as the third starter early in the season and contributed nine victories to the cause. His biggest claim to fame coming into the year was pitching batting practice to Robert Redford as he prepared for his role in "The Natural." (Pollack's uncle is the award-winning movie Director Sydney Pollack).

And as if that's not enough, the Seminoles still had 1985 All-American Doug Little in the stable. After a shaky start to his senior season, Little was 9-4 and holds many FSU pitching records, including career victories at 49. He had pitched much better in the latter stages of the season and figured prominently at the CWS with a 4-3 win over Miami.

Some tremendous early-season relief work by local product Mike Lee carried the Tribe for awhile, but Lee suffered arm problems and that job had fallen with Steve Kovensky (4-1, 5 saves) or Ed Porcelli (3-0, 3 saves) most of the year.

Offensively, this Florida State team was the runningest ever. The Seminoles stole 184 bases, 55 more than the

school record. Luis Alicea was one of the catalysts. The All-American second baseman flirted with a .400 batting average (.392) and had 28 steals. Shortstop Bien Figueroa was at .388 and the club's power man—Paul Sorrento—finished at .380.

Sorrento led the team in home runs with 22 including a dramatic shot to right field that won the aforementioned LSU game with two out in the bottom of the ninth inning. He has also knocked in a club-leading 86 runs. A massive lefthanded swinger, Sorrento saw some careful pitching and led the club in walks with 66.


First baseman Jose Marzan, the team's leadoff hitter, and centerfielder Eric Mangham provide some offensive punch as well. Marzan hit .328 and had 33 stolen bases in 42 attempts. Mangham was a pure blend of power and speed. The team's swiftest runner, he has swiped 41 bags. His eight home runs attest to his surprising power.

Catcher Ed Fulton finished with a batting average of .296 but had been a money player most of the season. He is second to Sorrento with 16 homers and 78 RBIs. Third baseman Barry Blackwell went through a mid-season slump but had stung the ball in post-season play and finished at .299. Blackwell has also a shining light defensively at a position that has plagued the Seminoles for several seasons.

Leftfielder Greg Clayborne hit ninth in the order and had been steady all season long. He batted .288 in 66 games. Craig Saxner (.266) is the designated hitter against lefthanders and Steve Taddeo (.269) got the call against righthanders.

Florida State was a good defensive team in 1986 as well. The Alicea-Figueroa double play combination may be as good as there is in the college game. Mangham covered a tremendous amount of ground in center field and Fulton is solid behind the plate, giving the team that all-important strength up the middle. Clayborne and Sorrento are adequate in left and right field and Blackwell and Marzan are fine players at the corners. Freshman Chad McClellan was a top defensive reserve on the infield.

All told, the Seminoles won a school record total of 61 games while falling just one victory short of the ultimate goal—a national championship. But the 1986 team will always be remembered by the Seminole fans as perhaps the best in school history. It won more games than any other team and its longest losing streak all year was one. It came from behind to win numerous games, produced five All-Americans and the Golden Spike Award winner. Six of its players were drafted in the first 10 rounds of the major league draft. It was a team that captured the hearts of a community.



1986 FINAL BASEBALL STATISTICS

Record: 61-13 (.824); Home: 45-4 (.918); Away: 12-7 (.632); Neutral: (4-2) (.667); Day: 29-7 (.806); Night: 32-6 (.842); Metro Conference: (regular season) 15-3 (.833); Metro Tournament: 4-1 (.800); Against Division One: 61-13 (.824); Against Other Conferences: 34-7 (.829); Against Independents: 13-3 (.813); Doubleheaders: 4-0-1 (.900); Extra Innings: 0-1 (.000)

Final Batting Statistics

Name	Avg.	G	AB	R	H	2B	3B	HR	RBI	TB	Slug%	SB-SBA	BB	SO	S-SF	PO-A-E	Field%
ALICEA, Luis	.392	74	286	94	112	22	4	8	73	166	.580	28-37	50	23	2-9	148-177-19	.945
FIGUEROA, Bien	.388	73	299	73	116	25	3	2	69	152	.508	15-21	34	22	3-5	79-193-21	.928
SORRENTO, Paul	.380	72	250	80	95	16	4	22	86	186	.744	16-21	66	33	0-4	91-5-7	.932
MANGHAM, Eric	.328	73	229	68	75	13	3	8	51	117	.511	41-58	45	36	6-3	105-0-3	.972
MARZAN, Jose	.322	74	307	80	99	18	3	12	55	161	.524	33-42	46	37	3-4	583-51-7	.989
BLACKWELL, Barry	.299	62	187	44	56	9	1	3	29	76	.406	4-7	32	31	7-1	100-104-13	.940
FULTON, Ed	.296	74	260	68	77	12	0	16	78	135	.519	5-6	55	47	0-2	623-69-10	.986
CLAYBORNE, Greg	.288	66	163	31	47	9	0	4	25	68	.417	5-9	13	37	4-3	41-2-4	.914
Less Than 2.5 At-Bats Per Game																	
PORCELLI, Ed	1.000	1	1	1	1	0	0	0	0	1	1.000	0-0	0	0	0-0	0-0-0	1.000
LITTLE, Doug	.429	5	14	4	6	1	0	0	5	7	.500	0-0	3	1	0-1	7-7-2	.875
TADDEO, Steve	.269	66	134	30	36	7	1	1	18	48	.358	17-20	18	15	0-2	5-1-0	1.000
SAXNER, Craig	.266	56	94	24	25	4	0	5	25	44	.489	2-4	37	23	0-3	24-2-1	.963
ZOELLER, Tommy	.239	27	71	15	17	5	0	1	11	25	.352	0-1	16	15	0-0	7-0-0	1.000
McCLELLAN, Chad	.180	48	61	7	11	2	0	1	12	16	.262	1-2	8	11	3-0	15-37-6	.897
KIDD, Keith	.174	35	46	13	8	2	0	0	11	10	.217	5-5	12	19	1-2	12-0-1	.923
LEWIS, Richie	.000	2	1	1	0	0	0	0	0	0	.000	0-0	1	0	0-0	0-1-1	.500
FREEMAN, Mike	.000	3	3	0	0	0	0	0	1	0	.000	0-0	0	2	0-0	0-0-0	.000
OTHERS	.333	16	60	21	20	4	1	1	14	29	.483	11-16	12	13	1-1	23-0-2	.920
Pitcher's Field																49-105-18	.895
Florida State	.325	74	2464	655	801	150	20	84	565	1243	.504	184-249	449	365	31-40	1912-755-115	.958
Opponents	.244	74	2439	333	595	100	10	60	296	895	.367	71-103	267	718	17-15	1729-830-167	.939

LOB: FSU 545 (7.4 avg.), OPP 533 (7.2); Double Plays: FSU 57; Opponents 59; Passed Balls: FSU 9 (Fulton 8, Blackwell 1), Opponents 18; Base Stealers Thrown Out: FSU 30 (Fulton 26, Blackwell 4); Opponents: 56

Final Pitching Statistics

Name	W-L	Save	ERA	APP	GS	OG	IP	R	ER	H	BB	SO	WP	HR-3B-2B
LOYND, Mike	20-3	1	2.45	25	24	5	164.2	63	45	136	57	223	20	11-3-22
LEWIS, Richie	14-2	4	3.59	28	16	8	127.2	61	51	105	72	202	15	14-4-19
PORCELLI, Ed	3-0	3	3.63	19	2	0	52.0	22	21	43	19	38	2	5-0-7
POLLACK, Chris	9-3	0	3.78	17	15	4	85.2	44	36	82	35	98	2	7-1-14
LITTLE, Doug	9-4	1	4.02	22	16	4	125.1	81	56	137	42	81	4	14-2-18
KOVENSKY, Steve	4-1	5	6.91	23	1	0	41.2	35	32	55	23	45	5	7-0-8
Less Than 40 Innings Pitched														
LEE, Mike	2-0	4	1.93	15	0	0	18.2	9	4	15	7	16	0	1-0-5
DUNN, Chris	0-0	0	4.62	7	0	0	11.2	6	6	14	7	11	2	0-0-1
DROBINE, Chip	0-0	0	4.50	1	0	0	2.0	1	1	3	1	2	0	0-0-0
THOMAS, Paul	0-0	0	5.40	9	0	0	8.1	6	5	11	4	3	0	1-0-3
Florida State	61-13	18	3.64	163	74	21	637.1	333	258	595	266	718	51	60-10-100
Opponents	13-61	5	7.89	207	74	9	601.1	655	527	801	449	365	65	84-20-150

Hit Batters: FSU 23, Opponents 34

Pickoffs: Little 3, Pollack 2, Lewis 2, Porcelli 1, Opponents 19

Shutouts: Pollack 2, Lewis 1, Little 1, Loynd 1, Combined 2 (Pollack and Porcelli; Loynd and Porcelli)


1986 Game By Game Results

Date	Result	Winning Pitcher	Losing Pitcher	Game Winning RBI	Attendance	Record
2/12	FSU 10, Grambling 1 (H)	Loynd (1-0)	Foley (0-1)	Sorrento (1)	1075	1-0-0
2/13	FSU 20, Grambling 6 (H)	Kovensky (1-0)	Shaw (0-1)	Sorrento (2)	895	2-0-0
2/14	Grambling 3, FSU 1 (H)	Williams (1-0)	Pollack (0-1)	****	675	2-1-0
2/15	FSU 7, Southern Miss 6 (H)	Kovensky (2-0)	Guin (0-1)	Marzan (1)	DH	3-1-0
2/15	FSU 2, Southern Miss 0 (H)	Lewis (1-0)	Lindsey (0-1)	Alicea (1)	2513	4-1-0
2/16	FSU 14, Southern Miss 6 (H)	Loynd (2-0)	Wagner (0-1)	Blackwell (1)	2103	5-1-0
2/18	FSU 9, Samford 6 (H)	Pollack (1-1)	Sims (0-1)	Sanders (1)	845	6-1-0
2/19	FSU 9, Samford 1 (H)	Little (1-0)	Wood (0-1)	Alicea (2)	991	7-1-0
2/22	FSU 6, Georgia Tech 4 (H)	Lewis (2-0)	Brown (0-1)	Alicea (3)	3129	8-1-0
2/23	FSU 9, Georgia Tech 4 (H)	Loynd (3-0)	Kinard (0-1)	Zoeller (1)	2513	9-1-0
2/25	FSU 10, Florida 6 (A)	Little (2-0)	Gedamski (0-2)	Kidd (1)	1703	10-1-0
2/26	FSU 10, Florida 7 (A)	Lewis (3-0)	Sebree (1-1)	Figueroa (1)	1550	11-1-0
3/1	FSU 9, South Florida 3 (H)	Kovensky (3-0)	Alexander (2-1)	Fulton (1)	3117	12-1-0
3/2	FSU 8, South Florida 7 (H)	Kovensky (4-0)	Rose (3-1)	Alicea (4)	2965	13-1-0
3/4	FSU 9, South Florida 8 (A)	Lewis (4-0)	Fagnano (2-1)	None	1344	14-1-0
3/5	South Florida 6, FSU 3 (A)	Eiland (1-1)	Loynd (3-1)	****	1102	14-2-0
3/8	FSU 9, Florida International 3 (H)	Little (3-0)	Ellis (1-2)	Fulton (2)	2213	15-2-0
3/9	FSU 12, Florida International 10 (H)	Lee (1-0)	Cook (1-1)	Mangham (1)	1903	16-2-0
3/10	FSU 19, Samford 2 (H)	Loynd (4-1)	Silas (0-3)	Figueroa (2)	913	17-2-0
3/11	FSU 15, Samford 5 (H)	Pollack (2-1)	Wood (0-2)	Sorrento (3)	1031	18-2-0
3/12	FSU 12, Richmond 4 (H)	Porcelli (1-0)	Walker (0-1)	None	1720	19-2-0
3/13	FSU 14, Richmond 4 (H)	Little (4-0)	Richardson (1-2)	Figueroa (3)	712	20-2-0
3/14	FSU 16, Richmond 1 (H)	Lewis (5-0)	Lowe (0-2)	Alicea (5)	1685	21-2-0
3/15	FSU 13, Richmond 3 (H)	Loynd (5-1)	Walker (1-1)	Figueroa (4)	2037	22-2-0
3/17	FSU 7, Pittsburgh 0 (H)	Pollack (3-1)	Schuster (0-1)	Marzan (1)	1877	23-2-0
3/18	FSU 10, Pittsburgh 2 (H)	Little (5-0)	Gavran (0-1)	Blackwell (2)	1811	24-2-0
3/19	FSU 22, Pittsburgh 1 (H)	Lewis (6-0)	Craska (1-1)	Fulton (3)	1471	25-2-0
3/20	FSU 17, Pittsburgh 1 (H)	Loynd (6-1)	Shannon (0-2)	Figueroa (5)	195	26-2-0
3/22	Southern Miss 5, FSU 1 (A)	Lindsey (3-3)	Little (5-1)	****	DH	26-3-0
3/22	FSU 2, Southern Miss 0 (A)	Pollack (4-1)	Willis (2-5)	Blackwell (3)	820	27-3-0
3/23	FSU 13, Southern Miss 9 (A)	Porcelli (2-0)	Pourciau (3-3)	Alicea (6)	937	28-3-0
3/24	South Alabama 12, FSU 5 (A)	Fuller (2-1)	Lewis (6-1)	****	2369	28-4-0
3/25	FSU 13, South Alabama 4 (A)	Loynd (7-1)	Rub (4-2)	None	912	29-4-0
3/26	FSU 14, South Alabama 4 (H)	Little (6-1)	Penry (2-2)	Saxner (2)	2298	30-4-0
3/27	FSU 13, South Alabama 9 (H)	Lee (2-0)	Wilson (2-2)	Blackwell (4)	2612	31-4-0
3/29	FSU 7, Memphis State 3 (A)	Loynd (8-1)	Gallo (3-3)	Saxner (2)	DH	32-4-0
3/29	FSU 6, Memphis State 1 (A)	Lewis (7-1)	Covington (3-1)	Sorrento (4)	515	33-4-0
3/30	Memphis State 7, FSU 2 (A)	Newcomb (4-1)	Little (6-2)	****	317	33-5-0
4/1	FSU 15, Central Florida 12 (H)	Pollack (5-1)	Novak (7-3)	Alicea (7)	2487	34-5-0
4/2	FSU 8, Central Florida 3 (H)	Loynd (9-1)	Manion (6-4)	Figueroa (6)	1379	35-5-0
4/3	FSU 9, Jacksonville 2 (H)	Lewis (8-1)	Stanford (5-4)	Blackwell (5)	2187	36-5-0
4/4	Jacksonville 10, FSU 9 (H)	Miller (5-1)	Little (6-3)	****	2408	36-6-0
4/5	FSU 7, Tulane 5 (H)	Pollack (6-1)	Herry (0-1)	McClellan (1)	2612	37-6-0
4/6	FSU 4, Tulane 2 (H)	Loynd (10-1)	Borgatti (7-1)	None	2103	38-6-0
4/8	FSU 20, Jacksonville 3 (A)	Lewis (9-1)	Stanford (5-5)	Fulton (4)	1003	39-6-0
4/9	Jacksonville 11, FSU 10 (A)	DiRienzo (3-0)	Pollack (6-2)	****	230	39-7-0
4/11	FSU 6, Miami 1 (H)	Loynd (11-1)	Ryan (1-1)	McClellan (2)	6145*	40-7-0
4/12	Miami 4, FSU 3 (H)	Raether (5-1)	Lewis (9-2)	****	4893	40-8-0
4/13	FSU 8, Miami 3 (H)	Pollack (7-2)	Meizoso (4-3)	Alicea (8)	5113	41-8-0
4/15	FSU 7, Florida 6 (H)	Little (7-3)	Johnson (2-1)	Sorrento (5)	4530	41-8-0
4/16	FSU 8, Florida 0 (H)	Loynd (12-1)	Goodrich (2-2)	Figueroa (7)	3322	42-8-0
4/19	FSU 6, Memphis State 0 (H)	Pollack (8-2)	Newcomb (5-2)	Sorrento (6)	DH	44-8-0
4/19	FSU 6, Memphis State 5 (H)	Lewis (10-2)	Byrd (4-1)	Fulton (5)	3113	45-8-0
4/20	FSU 7, Memphis State 1 (H)	Loynd (13-1)	Covington (4-2)	Alicea (9)	2127	46-8-0
4/26	FSU 3, Central Florida 1 (A)	Loynd (14-1)	Manion (8-5)	Sorrento (7)	4206	47-8-0
4/29	FSU 12, Florida International 0 (A)	Little (8-3)	Cook (8-2)	Fulton (6)	1090	48-8-0

Game by Game Results (Cont.)

5/2	Miami 11, FSU 10 (A)	Raether (6-1)	Kovensky (4-1)	****	6387	48-9-0
5/3	FSU 14, Miami 6 (A)	Loynd (15-1)	Meizoso (6-4)	Alicca (10)	6566	49-9-0
5/4	Miami 7, FSU 5 (A)	Davies (9-0)	Pollack (8-3)	****	3858	49-10-0
5/9	FSU 10, Cincinnati 3 (H)#	Loynd (16-1)	Sala (3-7)	Fulton (7)	3751	50-10-0
5/10	South Carolina 8, FSU 5 (H)#	Menhart (7-0)	Little (8-4)	****	SDH	50-11-0
5/10	FSU 7, Memphis State 3 (H)#	Pollack (9-3)	Walker (2-1)	Marzan (2)	7597	51-11-0
5/11	FSU 3, South Carolina 0 (H)#	Loynd (17-1)	Reed (5-3)	Sorrento (8)	DH	52-11-0
5/12	FSU 7, South Carolina 2 (H)#	Lewis (11-2)	Boley (5-3)	Alicca (11)	4811	53-11-0
5/19	FSU 6, LSU 4 (H)	Porcelli (3-0)	Manuel (9-2)	Sorrento (9)	4364	54-11-0
5/22	FSU 10, NC State 6 (H)+	Loynd (18-1)	Grossman (17-4)	Figueroa (8)	3709	55-11-0
5/23	FSU 12, Texas A&M 9 (H)+	Lewis (12-2)	Fry (11-5)	Blackwell (6)	3907	56-11-0
5/24	FSU 11, South Florida 7 (H)+	Loynd (19-1)	Daughtery (7-1)	Sorrento (10)	5160	57-11-0
5/31	FSU 5, Indiana State 3 (N)=	Loynd (20-1)	Quinzer (13-3)	Sorrento (11)	14,718	58-11-0
6/3	FSU 7, Miami 2 (N)=	Lewis (13-2)	Davies (9-2)	Marzan (3)	12,304	59-11-0
6/6	Arizona 9, FSU 5 (N)=	Heredia (16-3)	Loynd (20-2)	****	14,343	59-12-0
6/7	FSU 6, Oklahoma State 5 (N)=	Lewis (14-2)	Lienhard (2-1)	Mangham (2)	12,000	60-12-0
6/8	FSU 4, Miami 3 (N)=	Little (9-4)	Davies (9-3)	None	11,580	61-12-0
6/9	Arizona 10, FSU 2 (N)=	Alexander (8-2)	Loynd (20-3)	****	12,659	61-13-0

- Metro Tournament; + - South II Tournament; = - College World Series; FSU Single Game Record



1986 Florida State Baseball Honors

Mike Loynd	Golden Spikes Award Winner ABCA All-America (1st Team) Baseball America All-America (1st team) NCAA South II Regional All-Tournament Team Baseball America Pitcher of the Year All-Metro Tournament Team Metro Tournament MVP All-Metro Conference Team Olympia Award Nominee
Luis Alicca	Baseball America All-America (1st Team) ABCA All-America (2nd Team) Sporting News All-America Team College World Series All-Tournament team NCAA South II Regional All-Tournament Team NCAA South II Regional Tournament MVP All-Metro Tournament Team All-Metro Conference Team Wendy's Team MVP
Richie Lewis	Baseball America All-America (1st Team) College World Series All-Tournament Team NCAA South II Regional All-Tournament Team All-Metro Conference Team
Paul Sorrento	Baseball America All-America (2nd Team) NCAA South II Regional All-Tournament Team ESPN Player of Week (vs. LSU) All-Metro Tournament Team All-Metro Conference Team
Jose Marzan	All-Metro Conference
Mike Martin	Florida Diamond Club Coach of Year Atlantic Region Coach of Year

METRO CONFERENCE

Under the direction of Commissioner Steve Hatchell, the Metro Conference has become one of the strongest all-sports conferences in the country. Long considered a great basketball conference, the Metro had a banner year in 1986 when member institution Louisville won the NCAA Basketball Championship to give the Metro its second basketball champion in its first 11 years of operation.

But basketball is not the whole story. In baseball, the Metro has been rated as one of the top five conferences in the country for the past two years running. Florida State added to that prestige in 1986, when it qualified for the College World Series and then went on to play in the national championship game. That gave the Metro a team in the NCAA Championship game in two of the three major sports in 1986.

With member institutions Florida State, South Carolina, Memphis State and Virginia Tech the Metro boasts four schools that annually ranked in the top 40. The league also includes Cincinnati, Louisville, and Southern Miss—three schools that have improved dramatically in baseball over the last 10 years. Both Florida State (No. 4) and South Carolina (No. 18) begin the 1987 season ranked in the top 20 nationally. The Seminoles and Gamecocks have been a fixture in the NCAA tournament; while Memphis State has also qualified for the tournament in recent years.

The Metro Tournament champion is awarded an automatic bid to the NCAA Tournament. But because of the strength of the conference, a second Metro team is almost always included as an at-large selection.

After eight years in Tallahassee, the conference tournament moves to Columbia in 1987. Over 17,000 attended last year's tournament at Seminole Stadium. FSU leads all conference teams with seven championships, Memphis State and former member Tulane have won two each.



Metro Conference Tournament Results

Year	Site	Champion	Outstanding Player
1976	Memphis	Memphis State	Ron McNeely, Memphis State
1977	Memphis	Florida State	Terry Kennedy, Florida State
1978	Tallahassee	Memphis State	Terry Pressgrove, Memphis State
1979	Tallahassee	Tulane	Ken Francingues, Tulane
1980	Tallahassee	Florida State	Mike Fuentes, Florida State
1981	Tallahassee	Florida State	Mike Fuentes, Florida State
1982	Tallahassee	Tulane	Eric Lane, Tulane
1983	Tallahassee	Florida State	Danny Dowell, Florida State
1984	Tallahassee	Florida State	Jody Reed, Florida State
1985	Tallahassee	Florida State	Richie Lewis, Florida State
1986	Tallahassee	Florida State	Mike Loynd, Florida State


Florida State's All-Tournament Selections

Chip Bifano	1977	Lionel Martinez	1980-81	Danny Dowell	1983
Joe Hicks	1977	Rick Figueredo	1980-83	David Smalley	1983
Terry Kennedy	1977	Ken Fischer	1980	Jeff Gray	1983-84
Larry Jones	1977	Mike Yastrzemski	1981-83	Paul Sorrento	1984-86
Ron Traylor	1978	Joe Licata	1981	Eric Mangham	1984
Bob Benda	1978	Don DeLoach	1981	Luis Alicea	1984
Dave Mobley	1978	Chris Cawthon	1982	Vince Calandra	1984
Brooks Caery	1978	Mark Lacy	1982	Doug Little	1984-86
Mike Fuentes	1979-80-81	Jamey Shouppe	1982	Jimmy Jones	1985
Bruce Huff	1979	Frank Fazini	1983-85	Richie Lewis	1985
Craig Patterson	1979	Jody Reed	1983-84	Mike Loynd	1986
Jeff Ledbetter	1979-81-82	Mark Barineau	1983		

1986 METRO CONFERENCE RESULTS

Team	Metro		All Games		Non-Conference	
	Record	Pct.	Record	Pct.	Record	Pct.
Florida State	15-3	.833	61-13	.824	46-10	.821
Memphis State	11-5	.688	40-16	.714	39-11	.780
South Carolina	11-6	.647	43-23	.652	32-17	.653
Virginia Tech	11-6	.647	38-21	.644	27-15	.643
Cincinnati	9-9	.500	26-28	.481	17-19	.472
Southern Miss.	4-13	.235	31-30	.508	27-17	.614
Louisville	3-13	.188	18-33	.353	15-20	.429
Totals	64-55	.533*	257-164	.610	193-109	.639

Percentage Not .500 because of designated league games



11th Annual

Metro Conference Tournament

Cincinnati 6, Virginia Tech 5
 South Carolina 10, Southern Miss 1
 Memphis State 19, Louisville 3
 Southern Miss 14, Louisville 5
 South Carolina 4, Memphis State 3
 Florida State 10, Cincinnati 3
 Memphis State 11, Virginia Tech 8
 Southern Miss. 11, Cincinnati 1
 South Carolina 8, Florida State 5
 Memphis State 4, Southern Miss. 2
 Florida State 7, Memphis State 3
 Florida State 3, South Carolina 0
 Florida State 7, South Carolina 2

Championship Boxscore

Championship Game Box									
FSU			South Carolina						
Marzan, 1b	5	2	2	0	Polk, 2b	4	0	0	0
Sorrento, rf	5	1	3	1	Barns, ss	4	0	0	0
Alicea, 2b	5	1	2	2	Datin, 1b	4	1	1	0
Figueroa, ss	4	0	1	0	Aldrich, lf	4	1	2	1
Mangham, cf	4	1	1	3	Morris, cf	3	0	1	0
Taddeo, dh	4	0	0	0	Carter, cf	1	0	1	0
Fulton, c	2	1	1	0	Hollins, 3b	4	0	0	0
Blackwell, 3b	4	0	0	0	Smyth, rf	3	0	1	1
Clayborne, lf	3	1	3	0	Jenkins, ph	1	0	0	0
FSU	36	7	13	6	Churchich, dh	2	0	0	0
					Lambert, c	3	0	0	0
					S. Carolina	33	2	6	2

Florida State 410 010 010 7 13 0
 South Carolina 000 200 000 2 6 5
 E-Hollins 2, Polk, Whitley, Barns; DP-Carolina 2, LOB-FS 6, Carolina 6; 2B-Datin, Aldrich 3B-None, HR-Mangham (7th); SB-Marzan (32), Figueroa (12) CS-Clayborne, Taddeo; SH-Figueroa SF-None

1986 All-Tournament Team

1B - Joe Datin, South Carolina
 2B - Luis Alicea, Florida State
 3B - Dave Hollins, South Carolina
 SS - Dave Moss, Memphis State
 UT - Steve Scott, Memphis State
 OF - Sylvester Love, Southern Miss.
 OF - Jeff Morris, South Carolina
 OF - Mike Hammett, Memphis State
 OF - Paul Sorrento, Florida State
 DH - Jeff Churchich, South Carolina
 P - Mike Loynd, Florida State
 P - Brian Currie, South Carolina
 P - John Gessner, Southern Miss.
 MVP - Mike Loynd, Florida State

FSU	IP	H	R	ER	BB	SO
Lewis(W11-2)	9	6	2	2	2	13
S. Carolina						
Boley (L5-4)	0.2	4	4	3	0	0
Meade	3.2	6	2	2	0	1
Whatley	4.2	3	1	0	2	1

Conference Player of Week

3/14 Bein Figueroa, Florida State
 3/24 Chris Pollack, Florida State
 3/31 Luis Alicea, Florida State
 4/7 Rodney Brooks, Virginia Tech
 4/14 Charlie Aldrich, South Carolina
 4/21 Mike Loynd, Florida State
 4/27 Trey McCoy, Virginia Tech

METRO CONFERENCE FINAL STATISTICS =

Team

BATTING					PITCHING					
	G	AB	H	AVG		G	IP	R	ER	ERA
1-Florida State	74	2464	801	.325	1-Memphis State	56	441	218	150	3.06
2-Virginia Tech	59	1981	631	.319	2-Florida State	74	637.1	333	258	3.64
3-Memphis State	56	1754	535	.305	3-South Carolina	66	567	325	265	4.21
4-South Carolina	66	2273	666	.293	4-Southern Miss.	61	508.1	316	252	4.46
5-Cincinnati	54	1669	489	.293	5-Virginia Tech	59	476	408	332	6.28
6-Louisville	51	1484	412	.277	6-Cincinnati	54	406.1	363	284	6.29
7-Southern Miss.	61	1977	538	.272	7-Louisville	51	384.2	406	335	7.84

SCORING				FIELDING				
	G	R	AVG		PO	A	E	PCT
1-Virginia Tech	59	533	9.03	1-Florida State	1912	755	115	.958
2-Florida State	74	655	8.85	2-South Carolina	1701	700	108	.957
3-South Carolina	66	518	7.85	3-Memphis State	1324	576	89	.955
4-Memphis State	56	417	7.45	4-Southern Miss.	1527	621	118	.948
5-Cincinnati	54	328	6.07	5-Virginia Tech	1428	582	116	.945
6-Southern Miss.	61	342	5.63	6-Louisville	1148	388	85	.942
7-Louisville	51	266	5.21	7-Cincinnati	1219	500	109	.940

HOME RUNS				STOLEN BASES			
	G	HR	AVG		G	M-A	AVG
1-South Carolina	66	127	1.92	1-Florida State	74	184-249	2.49
2-Virginia Tech	59	111	1.88	2-Southern Miss.	61	106-144	1.74
3-Memphis State	56	74	1.32	3-Virginia Tech	59	92-114	1.56
4-Florida State	74	84	1.14	4-Memphis State	56	81-106	1.45
5-Cincinnati	54	60	1.11	5-Louisville	51	63-90	1.24
6-Louisville	51	49	0.96	6-Cincinnati	54	56-83	1.04
7-Southern Miss.	61	56	0.92	7-South Carolina	66	51-67	0.77

INDIVIDUAL

BATTING					PITCHING			
	G	AB	H	Avg.		App	W-L	IP
LUIS ALICEA, FSU	74	286	112	.392	MIKE LOYND, FSU	25	20-3	164.2
BIEN FIGUEROA, FSU	73	299	116	.388	RICHE LEWIS, FSU	28	14-2	127.2
Mike Kinnett, UC	54	183	71	.388	Davis Potts, VT	17	9-1	102.2
David Moss, MSU	54	191	73	.382	CHRIS POLLACK, FSU	17	9-3	85.2
PAUL SORRENTO, FSU	72	250	95	.380	DOUG LITTLE, FSU	22	9-4	125.2
George Canale, VT	59	217	81	.373	Kent Willis, USM	21	9-7	140.1
Doug Basse, VT	59	224	82	.366	Darrell Lindsey, USM	17	9-7	113.2
Joe Datin, SC	52	173	63	.364	Dave Menhardt, USC	14	7-0	70.2
Bill Gray, UL	50	168	60	.357	Rodney Richey, USC	13	7-2	82.1
Jeff Morris, SC	64	263	93	.354	Brian Currie, SC	11	7-2	70.0

Conference Leaders

Home Runs		Doubles		Stolen Bases	
George Canale, VT	29	BIEN FIGUEROA, FSU	25	ERIC MANGHAM, FSU	41
Trey McCoy, VT	24	Dave Smyth, USC	24	JOSE MARZAN, FSU	33
PAUL SORRENTO, FSU	22	LUIS ALICEA, FSU	22	Tim Buheller, VT	32
Greg Conner, USM	22	Doug Basse, VT	19	LUIS ALICEA, FSU	28

RBIs		ERA		Strikeouts	
PAUL SORRENTO, FSU	86	David Byrd, MSU	1.48	MIKE LOYND, FSU	223
Trey McCoy, VT	79	Andy Cook, MSU	2.25	RICHE LEWIS, FSU	202
ED FULTON, FSU	74	MIKE LOYND, FSU	2.45	Darrell Lindsey, USM	121
Greg Conner, USM	73	Lee Whatley, USC	2.81	CHRIS POLLACK, FSU	98

SEMINOLES CAPTURE SECOND PLACE AT COLLEGE WORLD SERIES

OMAHA, NE (June 9)—Florida State capped off its most successful baseball season ever when it placed second at the 1986 College World Series. FSU, which set a school record with 61 wins against just 13 losses, won four games in the CSW, losing only to national champion Arizona.


FSU started its run at the national title with a pair of wins over Indiana State, 5-3, and Miami, 7-3. In the winner's bracket final, the Seminoles jumped out to a lead over Arizona, but fell 9-5.

Faced with an elimination game, the Tribe battled from behind to win a tough 6-5 decision over Oklahoma State. Richie Lewis starred in that game with five innings of one hit ball in relief.

Doug Little took FSU to the national championship game the next night, when he pitched brilliantly for eight innings during a 4-3 win over Miami. Lewis struckout two in the ninth to register the save.

A four-run fifth inning by Arizona led the Wildcats to a 10-2 win in the championship game; as FSU finished second in the nation for the second time in the school's history.

Four FSU players, including Luis Alicea, Bien Figueroa, Rich Lewis and Paul Sorrento, were named to the all-tournament team.



College World Series Linescores

Game 4				R	H	E
Indiana State	002	100	000	3	8	1
Florida State	100	001	30x	5	12	1

IS: Quinzer, Kozlowski (7) and Eberle
 FS: Loynd, Lewis (9) and Fulton
 WP—Loynd (20-1), LP—Quinzer (13-5), Save—Lewis (2)
 2B—Sorrento (FS), Figueroa (FS) 2, Frye (IS), Buell (IS), Alicea (FS)
 3B—Marzan (FS), Sorrento (FS)
 Time: 2:45 Attendance: 14,718

Game 8				R	H	E
Florida State	200	000	500	7	10	2
Miami	101	000	000	2	11	0

FS: Lewis and Fulton
 M: Vespe, Davies (1), Raether (7), Ryan (7) and Dominquez
 WP—Lewis (13-2), LP—Davies (9-2)
 2B—Richard (M), Howard (M)
 3B—Magno (M)
 Time: 3:09 Attendance: 12,304

Game 11				R	H	E
Florida State	140	000	000	5	10	0
Arizona	010	015	11x	9	13	1

FS: Loynd, Little (6) and Fulton
 A: Heredia and Strong
 WP—Heredia (16-3), LP—Loynd (20-2)
 2B—Johnson (A), Strong (A)
 HR—Sorrento (FS) 22, Trafton (A) 15, Senne (A) 10
 Time: 2:50 Attendance: 14,343

Game 12				R	H	E
Oklahoma State	410	000	000	5	4	0
Florida State	002	210	01x	6	8	2

OS: Bronkey, Gardella (6), Lienhard (6), Dillard (8) and Diaz
 FS: Pollack, Porcelli (1), Lewis (5) and Fulton
 WP—Lewis (14-2), LP—Lienhard (2-1)
 2B—Ventura (OS), Fulton (FS), Sorrento (FS), Fariss (OS)
 HR—Fariss (OS) 12
 Time: 3:01 Attendance: 12,000

Game 14				R	H	E
Miami	010	200	000	3	5	3
Florida State	121	000	00x	4	7	2

M: Davis, O'Brien (4), Raether (8) and Dominquez
 FS: Little, Lewis (9) and Fulton
 WP—Little (9-3), LP—Davies (9-3), Save—Lewis (4)
 2B—Fulton (FS), Alicea (FS), Blackwell (FS)
 3B—Marzan (FS), Dulom (M)
 Time: 2:22 Attendance: 11,580

Game 15				R	H	E
Florida State	000	000	002	2	7	2
Arizona	000	114	31x	10	11	3

FS: Loynd, Lewis (6), Porcelli (7) and Fulton
 A: Alexander and Strong, Taylor (9)
 WP—Alexander (8-2), LP—Loynd (20-3)
 2B—Figueroa (FS), Millay (A), Hale (A), Senne (A), Mangham (FS)
 3B—Hale (A) 11, Millay (A) 9
 Time: 2:44 Attendance: 12,659

FSU All-Tournament Selections

Bien Figueroa SS Richie Lewis P
 Luis Alicea 2B Paul Sorrento OF

LOYND NAMED GOLDEN SPIKES WINNER

NEW YORK, NY — Former Florida State pitcher Mike Loynd, who led the Seminoles to a 61-13 record and a second place finish in the 1986 College World Series, was named the 10th recipient of the Golden Spikes Award by the United State Baseball Federation.

Considered the Heisman Trophy of baseball, the Golden Spikes Award goes annually to the amateur baseball player of the year as selected by a blue ribbon panel of coaches from across the nation.

Loynd, who went 20-3 last year and tied an NCAA Division One Record for wins in a season, outpolled eight other finalists—including Greg Swindell of Texas and teammate Luis Alicea.

"If somebody would told me four years ago that I would be standing here today accepting this award, I would have told them they were crazy," Loynd told members of the media at the awards luncheon. "I really owe it all to my father, my high school coach and Florida State coaches who saw something in me and encouraged me to work on developing my potential."

FSU head coach Mike Martin said it was Loynd's determination that allowed him to succeed. "When he was a freshman, I didn't think he would ever help us much," Martin says. "But he kept getting bigger and stronger and kept working harder and harder. His dedication to the game not only made him the best at his position, but also the best in the college game."


A seventh round pick of the Texas Rangers, Loynd became the first pitcher to win the prestigious award. Loynd's accomplishment also brought attention to Florida State's program. Not only was Loynd the first pitcher to win, but Florida State became only the second school to have two Golden Spikes winners. Mike Fuentes, an outfielder with the Houston Astro organization, won the 1981 award. FSU was also the first school to have two finalists in the same year, as Alicea finished eighth in the balloting.

Texas Rangers assistant general manager Sandy Johnson was also on hand for the award. "We drafted Mike in the seventh round and he pitches well enough to be called to the majors after just 30 innings, I think that fact as well as this award shows that even the best scouts can't judge what's in a kid's heart."

It was a dream season for a young man playing for a dream team. Not highly recruited out of high school, Loynd pitched just four innings his freshman year before injuries sidelined him for the season and forced him to accept a medical redshirt for the year.

He came back his second year to win 12 games and during his redshirt sophomore year picked up 13 wins. But 1986 was his season. Loynd went 3-1 in his first four games before catching fire and winning 17 straight starts. His 224 strikeouts on the season was the highest total in the nation and third highest in NCAA history. In one streak, Loynd went over 31 innings without allowing an earned run and followed that with a scoreless inning streak of 26. He struckout 10 or more batters in a single game 12 different times.

Loynd won the Metro Conference MVP award when he struckout 16 South Carolina batters on the final day of the tournament to win an elimination game, 3-0. That astonishing effort came on just one day's rest. On the preceding Friday, Loynd pitched six innings of shutout ball against Cincinnati. For the tournament, Loynd worked 15 innings, allowed 0 runs, 8 hits, walked 2 and struckout 21.



He then almost single handedly won the NCAA South II Region. Pitching on Thursday and then again on Saturday, Loynd won games over North Carolina State and South Florida to help FSU sweep the tournament and earn a trip to the College World Series.

Loynd won his final game of the season in Omaha, pitching FSU to come-from-behind, 5-3 win over Indiana State. Of Loynd's three losses, only eighth ranked South Florida and national champion Arizona (twice) beat the 6-5 righthander.

A consensus All-America, Loynd reported to the Texas Ranger's AA team in Tulsa following the College World Series. Only 29 innings later, he was called to the parent club where he won his major league debut against the Cleveland Indians and Phil Niekro, 7-3.

"My goal for next year is to work hard and make the 25-man roster at Texas," Loynd says. "Nobody has to tell me that my fastball isn't overpowering, but you have to believe in your own abilities. I will never forget my years at Florida State. They were the best of my life. I really don't think any of this would have been possible if the FSU coached wouldn't have taken a chance on me."

1986 Golden Spikes Balloting

Finalists

LUIS ALICEA, FLORIDA STATE

Casey Close, Michigan

Tom Howard, Ball State

Scott Hemond, South Florida

Jeff King, Arkansas

MIKE LOYND, FLORIDA STATE

Rick Raether, Miami

Kerry Richardson, Lubbock Christian

Greg Swindell, Texas

Previous Winners

1978 Bob Horner-Arizona State

1979 Tim Wallach—Cal State Fullerton

1980 Terry Francona-Arizona

1981 **MIKE FUENTES-FLORIDA STATE**

1982 Augie Schmidt-New Orleans

1983 Dave Magadan-Alabama

1984 Odibie McDowell-Arizona State

1985 Will Clark-Mississippi State

1986 **MIKE LOYND, FLORIDA STATE**