

# TEAM RECORDS

## Games Played:

Most in Season - 84, 1984  
Fewest in Season - 17, 1948

## Victories:

Most in Season - 61, 1986 (61-13)  
Fewest in Season - 9, 1948 (9-8)

## Winning Percentage:

Highest in Season - .854, 1968 (35-6)  
Lowest in Season - .529, 1948 (9-8)

## Winning Streak:

Longest - 21, 1968 (March 23-April 4) and  
21, 1969 (March 29-April 4)

## Losing Streak:

Longest in Season - 5, 1974 and 1985

## Attendance:

Single Home Game - 6145 vs. Miami, 1986  
3-game series - 16,151 vs. Miami, 1986  
2-game series - 7,852 vs. Florida, 1986  
Single Season - 118,897, 1986 (45 dates)  
Single Season, all games - 231,511, 1986 (68 dates,  
World Series included)

## Shutouts:

Fewest Times Shutout in Season - 0, 1985 (82 games) and  
other years with fewer games  
Most Times Shutout in Season - 5, 1974  
Longest Streak Without Being Shutout - 174, 1984 - present  
Most Recorded in Season - 15, 1970 (59 games) and 15, 1975  
(59 games)  
Most Consecutive - 4, 1970 and 4, 1973  
Consecutive Scoreless Innings - 40, 1973

## Extra Inning Games:

Most in Season - 6, 1974 and 6, 1981  
Longest Game - 15 innings, Several occasions

## At-Bats:

Most in Game - 53, vs. Hawaii, 1977  
Both Teams - 107, vs. Hawaii, 1977 (FS 53, H 54)  
Most in Season - 2,872 1985 (82 games)  
Fewest in Season - 752, 1951 (18 games)  
Most Plate Appearances in Inning - 19, vs. Cleveland State,  
1982 and 19, vs. Jacksonville, 1976

## Runs:

Most in Inning - 16 vs. Cleveland State, 1982  
Most in Game - 31, Georgia State, 1982 (6 innings)  
Most Allowed in Game - 24, vs. Clemson, 1959  
Most Combined - 39, vs. Cleveland State, 1982 (FS 24,  
CS 15) and 39, vs. Georgia State, 1984 (FS 26, GS 13)  
Largest Winning Margin - 26, vs. Dayton, 1981 (FS 26,  
GS 2)  
Largest Losing Margin - 22, vs. Clemson, 1959 (C 24, FS 2)  
Most in Season - 752, 1982  
Most Allowed in Season - 464, 1984  
Fewest in Season - 101, 1948 (17 games)  
Fewest Allowed in Season - 72, 1952 (21 games)

## Hits:

Most in Inning - 11, vs. Jacksonville, 1976 and 11,  
vs. Missouri-Rolla, 1980  
Most Allowed in Inning - 8, South Florida, 1974  
Most in Game - 23, Mississippi State, 1966; 23, Florida, 1979;  
23, Georgia State, 1982 (2/14); 23 vs. Georgia State,  
1982 (4/4); vs. Jacksonville, 1986 (4/8)  
Most Allowed in Game - 23, Nevada - Las Vegas, 1978  
Most in Season - 947, 1985 (82 games)  
Most Allowed in Season - 756, 1984  
Fewest in Season - 186, 1952 (21 games)  
Fewest Allowed in Season - 130, 1952 (21 games)

## Doubles:

Most in Game - 8, vs. Brooklyn College, 1980  
Most Allowed in Game - 6, several times  
Most Combined - 10, vs. Cleveland State, 1982 (FS 5, CS 5)  
Most in Season - 159, 1982 (74 games)  
Most Allowed in Season - 133, 1984 (84 games)  
Fewest in Season - 24, 1951 (18 games)  
Fewest Allowed in Season - 19, 1951 (18 games)

## Triples:

Most in Game - 5, vs. Western Kentucky, 1968 and 5,  
vs. Georgia State, 1982  
Most Allowed in Game - 3, several times  
Most Combined - 5, vs. Western Kentucky, 1968 (FS 5,  
WK 0) and 5, vs. Georgia State, 1982 (FS 5, GS 0)  
Most in Season - 35, 1969 (52 games) and 35, 1972  
(68 games)

## Home Runs:

Most in Game - 7, vs. Missouri-Rolla, 1980 and 7, vs. Georgia  
State, 1982  
Most Allowed in Game - 6, vs. Southern Miss., 1986  
Most Combined - 8, vs. Georgia State, 1982 (FS 7, GS 1) and  
8, vs. Georgia Southern, 1984 (FS 5, GS 3) and  
Southern Miss, 1986 (FS 2, SM 6)  
Most in Season - 146, 1985 (82 games)  
Most Allowed in Season - 82, 1984 (84 games)  
Fewest in Season - 3, 1954 (21 games)  
Fewest Allowed in Season - 4, 1951 (18 games)  
Most Grandslams - 7, 1984 (84 games)

## Total Bases:

Most in Game - 51, vs. Georgia State, 1982  
Most Combined - 75, vs. Georgia State, 1982 (FS 51, GS 24)  
Most in Season - 1,580, 1985 (82 games)  
Fewest in Season - 250, 1952 (21 games)

## Slugging Percentage:

Highest in Season - .568, 1982 (74 games)

## Runs Batted In:

Most in Game - 27, vs. Georgia State, 1982  
Most Combined - 32, vs. Georgia State, 1982 (FS 27, GS 5)  
and 32, vs. Cleveland State, 1982 (FS 23, CS 9)  
Most in Season - 698, 1985 (82 games)

## Base on Balls:

Most in Game - 20, vs. Cleveland State, 1982  
Most Allowed - 18, vs. Stetson, 1976  
Most Combined - 26, vs. Valdosta State, 1980 (FS 10, S 16)  
Most in Season - 555, 1984  
Most Allowed in Season - 340, 1972 (68 games)  
Fewest in Season - 93, 1955 (22 games)

## Strikeouts:

Most in Game - 18, vs. Georgia, 1968  
Most Recorded in Game - 25, vs. Furman, 1956  
Most Combined - 29, vs. Georgia, 1968 (FS 18, G 11) and  
29, vs. Georgia Southern, 1970 (GS 16, FS 13)  
Most Recorded in Season - 718, 1986 (74 Games)  
Fewest in Season - 93, 1955 (22 games)  
Fewest Recorded in a Season - 126, 1954 (21 games)

## Batting Average:

Highest in Season - .337, 1980 (63 games)  
Highest Allowed in Season - .281, 1980 (63 games)  
Lowest in Season - .237, 1967 (46 games)  
Lowest Allowed in Season - .186, 1970 (59 games)

## Stolen Bases:

Most in Game - 11, vs. Stetson, 1957 and 11 vs. Richmond, 1986  
Most Allowed in Game - 13, vs. Stetson, 1973  
Most Combined - 13, vs. Stetson, 1973 (FS 0, S 13)  
Most in Season - 184, 1986 (74 Games)  
Most Allowed in Season - 98, 1984 (84 games)  
Fewest in Season - 20, 1954 (21 games)  
Fewest Allowed in Season - 7, 1962 (28 games) and 7, 1968  
(41 games)

### Putouts:

Most in Season - 2212, 1984 (84 games)

### Assists:

Most in Season - 1126, 1984 (84 games)  
Fewest in Season - 226, 1960 (22 games)

### Errors:

Most in Game - 8, vs. Florida, 1986  
Most in by Opponent - 8, several times, latest Jacksonville, 1985  
Most Combined - 12, vs. Georgia State, 1984 (FS 4, GS 8)  
Most in Season - 167, 1984 (84 games)  
Most by Opponent in Season - 184, 1984 (84 games)

### Fielding Average:

Highest in Season - .965, 1979 (61 games)  
Lowest in Season - .915, 1959 (33 games)

### Double Plays:

Most in Game - 4, many times, latest vs. Memphis State, 1986  
Most in Season - 93, 1984 (84 games)

### Pitching Appearances:

Most in Game - 7, vs. Georgia, 1982  
Most in Season - 223, 1984 (84 games)

## INDIVIDUAL RECORDS

### Games Played:

Most in Season - 84, Paul Sorrento, 1984 and 84, Frank Fazzini, 1984  
Most in Career - 279, Mike Yastrzemski, 1980-83  
Consecutively in Season - 84, Paul Sorrento, 1984 and 84, Frank Fazzini, 1984  
Consecutively in Career - 167, Don DeLoach, 1977-81

### Batting Average:

Highest in Season - (0-125 at-bats) .436, Bob Clem, 1959; (126-199 at bats) .399, Mike Augustine, 1963; (200-250 at-bats) .409, Mike Fuentes, 1980; (250+ at-bats) .413, Frank Fazzini, 1985  
Highest in Career - (100-600 at-bats) .410, Bob Clem, 1959-60; (600+ at-bats) .373, Mike Fuentes, 1978-81

### Slugging Percentage:

Highest in Season - .875, Jeff Ledbetter, 1982 (273 TB/312 AB)  
Highest in Career - .727, Jeff Ledbetter, 1979-82 (704 TB/968 AB)

### At-Bats:

Most in Game - 7, several players  
Most in Season - 357, Luis Alicea, 1985  
Most in Career - 968, Jeff Ledbetter, 1984

### Runs Scored:

Most in Game - 6, Mark Gilbert vs. Ohio State, 1978 and 6, Luis Alicea vs. Georgia State, 1984  
Most in Season - 109, Frank Fazzini, 1985  
Most in Career - 285, Jeff Ledbetter, 1979-82

### Hits:

Most in Inning - 2, Many Players  
Most in Game - 6, Luis Alicea vs. So. Miss., 1985  
Most in Season - 137, Frank Fazzini, 1985  
Most in Career - 333, Jeff Ledbetter, 1979-82  
Most Consecutive Hits - 8, five players, latest Dru Kosco vs. Ball State, 1984  
Most Consecutive Times on Base - 13, Paul Sorrento, 1985  
Hitting Streak - 27, Luis Alicea, 1984

### Doubles:

Most in Game - 4, Joe Licata vs. Georgia State, 1981  
Most in Season - 29, Don DeLoach, 1980  
Most in Career - 62, Mike Yastrzemski, 1980-83 and 62, Jeff Ledbetter, 1979-82

### Stolen Bases

Most in Game - 6, Chip BiFano vs. Kearny State, 1977  
Most in Season - 48, Mark Gilbert, 1978  
Most in Career - 81, Mark Barineau 1981-83

### Complete Games:

Most in Season - 27, 1969 (52 games)

### Innings Pitched:

Most in Season - 738, 1984 (84 games)  
Most by Opponent - 717, 1984 (84 games)

### Saves:

Most in Season - 27, 1971 (57 games)

### No-Hitters:

Most in Season - 2, 1968 (41 games)

### One-Hitters:

Most in Season - 6, 1970 (59 games)

### Two-Hitters:

Most in Season - 6, 1970 (59 games) and 6, 1976 (56 games)

### Earned Runs:

Most Allowed in Season - 367, 1984 (84 games)

### Earned Run Average:

Highest in Season - 4.48, 1984 (84 games)  
Lowest in Season - 1.49, 1970 (59 games)

### Triples:

Most in Game - 2, by 9 players, latest Jose Marzan vs. Georgia State, 1985  
Most in Season - 9, Dick Gold, 1969 and Luis Alicea, 1985  
Most in Career - 19, Luis Alicea, 1984-86

### Home Runs:

Most in Game - 4, Jeff Ledbetter vs. Georgia State, 1982  
Most in Season - 42, Jeff Ledbetter, 1982  
Most in Career - 97, Jeff Ledbetter, 1979-82  
Grandslams in Game - 2, Craig Patterson vs. Wright State, 1979  
Grandslams in Season - 2, many players, latest Jimmy Jones, 1984

### Runs Batted In:

Most in Game - 9, Mike Fuentes vs. Jacksonville, 1979 and Luis Alicea vs. So. Miss., 1985  
Most in Season - 124, Jeff Ledbetter, 1982  
Most in Career - 346, Jeff Ledbetter, 1979-82

### Total Bases:

Most in Game - 17, Jeff Ledbetter vs. Georgia State, 1982  
Most in Season - 273, Jeff Ledbetter, 1982  
Most in Career - 704, Jeff Ledbetter, 1979-82

### Hit By Pitches:

Most in Game - 3, Mark Barineau, 1982  
Most in Career - 13, Mark Barineau, 1983  
Most in Career - 31, Mark Barineau, 1981-83

### Base on Balls:

Most in Game - 5, four players, most recently by Lionel Martinez vs. Virginia Tech, 1980  
Most in Season - 80, Lionel Martinez, 1982  
Most in Career - 195, Paul Sorrento, 1984-86

### Strikeouts:

Most in Game - 5, Dick Nichols v. Georgia Southern, 1970 and 5, Dick Nichols vs. Southern Cal, 1970  
5, Ed Fulton vs. South Florida, 1986  
Most in Season - 74, Frank Fazzini, 1984  
Most in Career - 169, Frank Fazzini, 1983-85  
Fewest in Season (75 AB Min.) - 1, Cooter Mills, 1974

### Putouts:

Most in Season - 623, Ed Fulton, 1986  
Most in Career - 1328, Jimmy Jones, 1982-85

### Assists:

Most in Season - 254, Luis Alicea, 1984  
Most in Career - 670, Luis Alicea, 1983-86

# INDIVIDUAL PITCHING

---

---

## Appearances:

Most in Season - 40, Bruce Tanner, 1983  
Most in Career - 90, Doug Little, 1983-86

## Starts:

Most in Season - 24, Mike Loynd, 1986  
Most in Career - Doug Little, 1983-86

## Relief Appearances:

Most in Season - 40, Bruce Tanner, 1983  
Most in Career - 71, Doug Treadway, 1982-83

## Complete Games:

Most in Season - 12, Brooks Carey, 1978 (15 Starts) and  
12, Danny O'Brien, 1975 (17 starts)

Most in Career - 23, Wayne Vincent, 1966-68

## Innings Pitched:

Most in Season - 164.2, Mike Loynd, 1986  
Most in Career - 549, Doug Little, 1983-86

## Saves:

Most in Season - 18, Mac Scarce, 1970  
Most in Career - 30, Mac Scarce, 1970-71

## Victories:

Most in Season - 20, Mike Loynd, 1986  
Most in Career - 49, Doug Little, 1983-86  
Consecutive in Season - 15, Larry Jones, 1975 and 15,  
Gene Ammann  
Consecutive in Career - 18, Larry Jones, 1974-75

## Losses:

Fewest in Season - 0, Gene Ammann, 1970 (15-0) and several  
others with fewer decisions  
Fewest in Career (20+ decisions) - 2, Gene Ammann,  
1968-72, (31-2)  
Most in Season - 8, Doug Little, 1984  
Most in Career - 17, Doug Little, 1983-86

## Home Runs Allowed:

Most in Season - 19, Doug Little, 1984  
Most in Career - 49, Doug Little, 1983-86

## Strikeouts Recorded:

Most in Game - 25, Tony Avitable vs. Furman, 1956  
Most in Season - 223, Mike Loynd, 1986  
Most in Career - 417, Mike Loynd, 1983-86 (395 innings)

## Base on Balls:

Most in Season - 72, Dave Fernald, 1972 (105.2 innings)  
and Richie Lewis, 1986 (127.2 innings)  
Most in Career - 236, Larry Jones, 1974-77 (399 innings)

## Earned Run Average:

Lowest in Season (30+ innings) - 0.66, Gene Ammann, 1970  
(10 ER/137 IN)  
Lowest in Career (100+ innings) - 1.45, Wayne Vincent,  
1966-68 (58 ER/292 IN)  
Highest in Season (30+ innings) - 8.62, Al Ashmont, 1985  
(30 ER/31 IP)  
Highest in Career (100+ innings) - 5.04, David Smalley,  
1980-83 (106 ER/189.1 IN)

## Runs Allowed:

Fewest in Season - 18, Steve Mastin, 1968 (107 innings) and  
18, Bruce Tanner, 1983 (66.1 innings)  
Most in Season - 95, Doug Little, 1984  
Most in Career - Doug Little, 1983-86 (549 innings)

## Earned Runs Allowed:

Fewest in Season (30+ innings) - 8, Max Long, 1971  
(45 innings)  
Most in Season (30+ innings) - 79, Doug Little, 1984  
(161.1 innings)  
Most in Career - (100+innings) - 211, Doug Little, 1983-86  
(549 innings)

## Hits Allowed:

Fewest in Season - 13, Mac Scarce, 1971 (33.1 innings)  
Most in Season - 167, Doug Little, 1984 (161.1 innings)  
Most in Career - 533, Doug Little, 1983-86 (549 innings)

# FLORIDA STATE STANDINGS IN NCAA RECORD BOOK

---

---

## Team

Most At-Bats - 2, 872 in 1985 ranks 5th  
Runs Scored - 786 in 1985 ranks 5th  
Most Hits - 947 in 1985 ranks 4th  
Most Home Runs - 146 in 1985 ranks 2nd  
131 in 1982 ranks 4th  
Total Bases - 1580 in 1985 ranks 2nd  
Strikeouts - 520 in 1984 ranks 1st  
Innings Pitched - 738 in 1984 ranks 4th  
Strikeouts Recorded - 718 in 1986 ranks 2nd  
Most Putouts - 2214 in 1984 ranks 4th  
Most Assists - 1126 in 1984 ranks 1st  
Total Chances - 2507 in 1984 ranks 1st  
Double Plays - 95 in 1984 ranks 2nd (tie)

## Individual Records

At-Bats - 357, Luis Alicea, 1985 ranks 2nd  
Runs Scored - 109, Frank Fazzini, 1985 ranks 4th  
Most Hits - 137, Frank Fazzini, 1985, ranks 2nd

Career Home Runs - 97, Jeff Ledbetter, ranks 2nd  
79, Frank Fazzini, ranks 3rd  
Most Home Runs - Jeff Ledbetter, 1982, ranks 2nd  
33, Frank Fazzini, ranks 3rd  
Career RBIs - 346, Jeff Ledbetter, ranks 1st  
Most RBIs - 124, Jeff Ledbetter, 1982, ranks 3rd  
Career Hits by Pitch - 31, Mark Barineau, ranks 1st  
Career Strikeouts - 169, Frank Fazzini, ranks 1st  
Career Starts - 78, Doug Little, ranks 1st  
Starts - 25, Mike Loynd, 1986, ranks 1st  
23, Doug Little, 1984, ranks 2nd  
Shutouts - 8, Gene Ammann, 1970, ranks 1st  
Career Wins - 49, Doug Little, ranks 3rd  
Wins - 20, Mike Loynd, 1986, ranks 1st (tie)  
Career Innings Pitched - 549, Doug Little, ranks 1st  
Career Runs Allowed - 287, Doug Little, ranks 1st  
Strikeouts - 223, Mike Loynd, 1986, ranks 2nd  
Strikeout Average (per 9 IP) - 14.3,  
Richie Lewis, 1986, ranks 2nd  
Strikeouts (Game) - 25, Tony Avitable, 1956, ranks 3rd  
Career Hits Allowed - 533, Doug Little, ranks 1st

# YEAR-BY-YEAR RECORDS

Year	Coach	Captains	W	L	T	Runs	Opp.	BA	Opp.
1948	Charlie Armstrong	Ron Nettles	9	8	0	101	121	NA	NA
1949	Charlie Armstrong	Sam Cox	11	8	0	126	103	NA	NA
1950	Charlie Armstrong	Bob Trowbridge	13	7	0	122	104		
1951	Charlie Armstrong	Augie Pompelia	16	6	0	161	97	.292	.234
1952	Ralph Matherly	Bob Trowbridge	17	4	0	158	72	.266	.188
1953	Ralph Matherly	Cooter Mills	13	10	1	156	254	NA	NA
1954	Ralph Matherly	Bob Hudson	13	8	0	164	102	.269	NA
1955	Danny Litwhiler	Billy Campbell	17	6	0	189	98	.321	NA
		Bob Hudson							
1956	Danny Litwhiler	Max Long	25	7	0	244	121	.295	NA
1957	Danny Litwhiler	Carlee Hendrix	22	9	0	232	120	.297	NA
1958	Danny Litwhiler	Dick Howser	20	7	0	198	104	.295	.208
1959	Danny Litwhiler	Dale Koch	22	11	0	258	166	.282	.231
1960	Danny Litwhiler	Ray Bazell	13	9	0	183	136	.313	.254
1961	Danny Litwhiler	Frank Davis	21	7	0	203	238	.301	.256
		Jack Dull							
1962	Danny Litwhiler	Ray McShane	23	14	0	254	221	.296	.258
		Bob Madison							
1963	Danny Litwhiler	Al Beccaccio	26	13	0	250	151	.278	.213
1964	Fred Hatfield	Jim Reed	23	13	0	244	171	.273	.247
1965	Fred Hatfield	Gerry Chmielewski	32	11	1	305	179	.281	.253
1966	Fred Hatfield	Dick Fernandez	39	13	0	417	192	.294	.214
1967	Fred Hatfield	Roy Mewbourne	32	14	0	214	155	.234	.220
1968	Fred Hatfield	Chuck Cone	35	6	0	291	120	.284	.215
		Bob Canty							
1969	Jack Stallings	Dick Gold	38	13	1	303	158	.273	.219
		Mike Easom							
1970	Jack Stallings	Dick Nichols	49	9	1	261	144	.277	.186
1971	Jack Stallings	Harry Saferight	41	16	0	341	208	.282	.208
		Ron Cash							
1972	Jack Stallings	Ken Doria	45	23	0	473	325	.291	.251
		Mike Scarce							
1973	Jack Stallings	John Librandi	38	21	0	331	218	.239	.218
		Denny Williams							
1974	Jack Stallings	Randy Davidson	37	25	0	320	269	.268	.232
1975	Woody Woodward	Randy Davidson	49	10	0	371	162	.300	.198
1976	Woody Woodward	Craig Eaton	40	16	0	467	228	.302	.210
1977	Woody Woodward	Larry Jones	37	13	0	459	375	.271	.231
1978	Woody Woodward	Brooks Carey	44	18	0	457	303	.309	.269
		Greg Jones							
1979	Dick Howser	Craig Patterson	43	17	1	494	272	.319	.277
1980	Mike Martin	Don Deloach	51	12	0	630	306	.327	.281
		Craig Ramsey							
1981	Mike Martin	Mike Fuentes	56	23	0	638	407	.303	.273
		Rick Hatcher							
1982	Mike Martin	Jeff Ledbetter	56	17	1	752	375	.327	.243
1983	Mike Martin	Mike Yastrzanski	55	18	1	737	574	.302	.243
		Rick Figueroa							
1984	Mike Martin	Jody Reed	55	29	0	644	464	.291	.265
		Jeff Gray							
1985	Mike Martin	Frank Fazini	59	23	0	786	406	.330	.245
		Jimmy Jones							
1986	Mike Martin	Luis Alicea	61	13	0	655	333	.325	.244
		Doug Little							
		Mike Loynd							

# ALL-TIME COACHING RECORDS



**Charlie Armstrong**  
(1948-51)

Year	W-L-T	Pct.
1948	9-8-0	.529
1949	11-8-0	.579
1950	13-7-0	.650
1951	16-6-0	.727
<b>Totals</b>	<b>49-29-0</b>	<b>.628</b>



**Jack Stallings**  
(1969-74)

Year	W-L-T	Pct.
1969	38-13-1	.726
1970	49-9-1	.839
1971	41-16-0	.719
1972	45-23-0	.662
1973	38-21-0	.644
1974	37-25-0	.597
<b>Totals</b>	<b>248-107-2</b>	<b>.697</b>



**Ralph Matherly**  
(1952-54)

Year	W-L-T	Pct.
1952	17-4-0	.810
1953	13-10-1	.563
1954	13-8-0	.619
<b>Totals</b>	<b>43-22-1</b>	<b>.659</b>




**Woody Woodward**  
(1975-78)

Year	W-L-T	Pct.
1975	49-10-0	.831
1976	40-16-0	.714
1977	37-13-0	.740
1978	44-18-0	.710
<b>Totals</b>	<b>170-57-0</b>	<b>.749</b>



**Danny Litwhiler**  
(1955-63)

Year	W-L-T	Pct.
1955	17-6-0	.739
1956	25-7-0	.781
1957	22-9-0	.710
1958	20-7-0	.741
1959	22-11-0	.667
1960	13-9-0	.591
1961	21-7-0	.750
1962	23-14-0	.622
1963	26-13-0	.667
<b>Totals</b>	<b>189-82-0</b>	<b>.697</b>



**Dick Howser**  
(1979)

Year	W-L-T	Pct.
1979	43-17-1	.713



**Fred Hatfield**  
(1964-68)

Year	W-L-T	Pct.
1964	23-13-0	.639
1965	32-11-1	.739
1966	39-13-0	.750
1967	32-14-0	.696
1968	35-6-0	.854
<b>Totals</b>	<b>161-57-1</b>	<b>.737</b>



**Mike Martin**  
(1980-84)

Year	W-L-T	Pct.
1980	51-12-0	.810
1981	56-23-0	.709
1982	56-17-1	.764
1983	55-18-1	.750
1984	55-29-0	.655
1985	59-23-0	.720
1986	61-13-0	.824
<b>Totals</b>	<b>393-135-2</b>	<b>.743</b>

## Coaching Records By Percentage

Coach (Years)	Record	Pct.
Woody Woodward (1975-78)	170-57-0	.749
Mike Martin (1980-86)	393-135-2	.743
Fred Hatfield (1964-68)	161-57-1	.737
Dick Howser (1979)	43-17-1	.713
Jack Stallings (1969-74)	248-107-2	.69747
Danny Litwhiler (1955-63)	189-82-0	.69741
Ralph Matherly (1952-54)	43-22-1	.659
Charlie Armstrong (1948-51)	49-29-0	.628

# SERIES RECORDS VS. ALL OPPONENTS

Team	First Meeting	Last Meeting	Series Standings W-L-T	Team	First Meeting	Last Meeting	Series Standings W-L-T
Alabama	1967	1984	3-2-0	Mercer-Atlanta	1974	1982	9-0-0
Amherst	1952	1964	7-1-0	Miami	1951	1986	72-52-2
Arizona	1963	1986	1-4-0	Michigan	1959	1962	1-1-0
Arkansas	1985	1985	0-1-0	Michigan State	1957	1975	9-6-0
Armstrong State	1985	1985	2-0-0	Middle Georgia	1948	1948	2-0-0
Army	1975	1975	1-0-0	Millsaps	1949	1949	1-0-0
Auburn	1954	1984	58-38-0	Minnesota	1981	1981	1-0-0
Austin Peay	1979	1979	2-0-0	Mississippi	1949	1972	6-1-0
Ball State	1984	1985	6-2-0	Mississippi College	1948	1951	13-4-0
Belmont Abbey	1969	1969	2-0-0	Mississippi State	1964	1970	5-2-0
Biscayne College	1976	1976	4-0-0	Missouri-Rolla	1980	1980	2-0-0
Bowling Green	1970	1970	1-0-0	Monmouth	1980	1980	1-0-0
Bradley	1950	1950	1-1-0	Morehead State	1978	1978	2-0-0
Brooklyn College	1980	1980	1-0-0	Navy	1960	1960	3-4-0
Brown	1971	1971	5-1-0	New Orleans	1980	1984	3-1-0
Cal State-Fullerton	1984	1984	1-2-0	New York University	1970	1970	2-0-0
Campbellsville	1981	1981	1-0-0	Nevada-Las Vegas	1977	1984	4-8-0
Central Florida	1985	1986	7-1-0	Niagra	1974	1976	7-0-0
Chicago State	1972	1972	2-0-0	North Carolina	1956	1970	16-5-0
Cincinnati	1953	1986	11-0-0	North Carolina State	1962	1986	3-4-0
Clemson	1958	1984	24-16-1	North Carolina-Wilmington	1974	1974	3-0-0
Cleveland State	1981	1982	3-0-0	Northeast Louisiana	1964	1964	1-0-0
Columbus College	1974	1976	5-0-0	Northern Illinois	1971	1971	1-0-0
Connecticut	1957	1957	0-1-0	Northern Kentucky	1980	1980	1-0-0
Cumberland	1973	1973	2-0-0	North Central	1977	1977	3-0-0
Dartmouth	1970	1970	1-0-0	Notre Dame	1956	1958	3-0-0
Davidson	1954	1954	1-0-0	Oakland	1978	1979	4-0-0
Dayton	1980	1980	1-0-0	Oglethorpe	1949	1949	0-1-0
Delaware	1979	1979	0-1-0	Ohio	1970	1974	1-1-0
Duke	1954	1959	15-9-0	Ohio State	1960	1982	4-3-0
East Carolina	1962	1984	4-3-0	Oklahoma	1982	1982	0-1-0
East Tennessee	1978	1978	2-0-0	Oklahoma State	1986	1986	1-0-0
Eastern Illinois	1980	1980	1-0-0	Olivet	1977	1977	2-0-0
Eastern Michigan	1975	1982	0-2-0	Otterbein	1976	1982	7-0-0
Farleigh Dickinson	1973	1973	2-0-0	Parsons	1967	1967	0-2-0
Flagler	1980	1982	4-1-0	Penn State	1957	1969	7-2-0
Florida	1956	1986	68-58-0	Pittsburgh	1983	1986	13-0-0
Florida A&M	1971	1979	12-0-0	Richmond	1972	1986	5-0-0
Florida International	1973	1986	10-1-0	Rider College	1970	1974	2-0-0
Florida Southern	1949	1974	29-13-1	Ripon	1981	1981	2-0-0
Furman	1955	1969	12-1-0	Rollins	1948	1973	11-11-0
George Mason	1985	1985	1-0-0	Rose Hulman	1978	1978	4-0-0
George Washington	1958	1959	2-0-0	Rutgers	1966	1966	1-0-0
Georgia	1951	1982	27-3-0	Samford	1985	1986	7-1-0
Georgia Southern	1948	1985	95-31-0	Santa Clara	1962	1962	1-1-0
Georgia Southwestern	1976	1976	3-1-0	Savannah	1948	1948	1-1-0
Georgia State	1981	1985	19-2-0	Seton Hall	1975	1975	0-1-0
Georgia Tech	1959	1986	24-7-0	South Alabama	1969	1986	26-20-1
Grambling	1985	1986	4-1-0	South Carolina	1969	1986	9-6-0
Hawaii	1977	1980	1-2-0	South Florida	1969	1986	49-9-0
Holy Cross	1970	1970	2-0-0	Southeastern Louisiana	1953	1953	1-1-0
Howard	1976	1976	1-1-0	Southeast Missouri	1982	1982	1-0-0
Illinois	1956	1970	5-0-0	Southern	1982	1982	2-0-0
Indiana	1956	1956	2-0-0	Southern California	1963	1977	1-3-0
Indiana State	1986	1986	1-0-0	Southern Illinois	1968	1970	6-1-0
Ithaca	1957	1962	3-0-0	Southern Mississippi	1982	1986	20-3-0
Jackson State	1981	1981	1-0-0	Southwestern Louisiana	1976	1983	4-0-0
Jacksonville State	1953	1973	3-0-0	Springfield	1967	1968	4-0-0
Jacksonville University	1964	1986	56-24-0	Springhill	1966	1966	4-0-0
Kearney State	1977	1977	2-0-0	St. Francis (Ill.)	1979	1979	3-1-0
Kentucky	1965	1977	6-1-0	St. Joseph's	1972	1973	4-0-0
Kentucky Wesleyan	1968	1968	2-0-0	St. Leo	1969	2979	28-3-0
Kenyon	1952	1952	2-0-0	St. Louis	1965	1981	1-1-0
Lafayette	1971	1971	3-0-0	St. Xavier	1982	1983	2-0-0
Lenoir-Rhyne	1980	1980	1-0-0	Stetson	1949	1984	31-19-0
Lewis	1974	1974	0-3-0	Tampa	1949	1984	24-4-1
LSU	1955	1986	6-3-0	Tennessee	1951	1974	4-3-0
Louisville	1977	1985	7-2-0	Tennessee-Martin	1979	1979	2-0-0
Loyola (La)	1952	1968	10-0-0	Tennessee-Tech	1983	1984	3-0-0
Marietta	1973	1977	1-1-0	Texas	1965	1970	2-1-0
Marshall	1978	1978	0-1-0	Texas A&M	1986	1986	1-0-0
Maryland	1965	1970	4-0-0	Troy State	1948	1980	10-2-0
Memphis State	1977	1986	25-10-0	Tulane	1967	1986	31-16-1
Mercer	1948	1984	27-6-0	Union	1970	1970	5-0-0
				Valdosta State	1963	1982	21-4-1

Team	First Meeting	Last Meeting	Series Standings W-L-T
Valparaiso	1982	1982	1-0-0
Vanderbilt	1972	1972	2-1-0
Virginia	1972	1972	2-0-0
Virginia Tech	1967	1985	7-3-0
Wake Forest	1962	1983	18-5-0
Western Kentucky	1978	1985	6-1-0
Western Michigan	1959	1974	6-8-0
West Florida	1981	1984	5-0-0
West Virginia	1956	1962	3-2-0
William & Mary	1967	2967	1-0-0
Wingate	1980	1983	6-0-0
Wisconsin	1955	1958	8-1-0
Wright State	1979	1980	3-1-0
Yale	1957	1957	2-0-0

#### Other Amateur Teams

Camp LeJune	1949	1954	3-1-0
Jacksonville Navy	1953	1954	2-2-0
Pensacola Navy	1965	1965	3-0-0
Valdosta Red Sox	1968	1968	4-0-0

#### Professional Exhibitions

Birmingham (AA)	1968	1968	0-3-0
Knoxville (A)	1958	1958	1-0-0
Pittsfield (AA)	1968	1968	0-3-0
Tallahassee Citizens	1951	1951	1-0-0
Tallahassee Rebels	1954	1954	1-1-0
Pawtucket (AAA)	1970	1970	0-1-0
Baltimore (AL)	1970	1970	0-1-0
New York (AL)	1978	1985	1-1-0
Atlanta (NL)	1981	1982	1-1-0

## SEMINOLE ALL-AMERICANS

#### ABCA (Coaches)

Dick Howser	1957-58
Bob Clem	1959
Jack Dull	1961
Buddy Teagle	1962
Mike Augustine	1963
Woody Woodward	1963
Ken Saurez	1964
Jim Lyttle	1964
Tom Cook	1968
John LiBrandi	1972
Danny O'Brien	1975
Randy Davidson	1975
Jaun Bonilla	1976
Blane McDonald	1978
Craig Patterson	1979
Mike Fuentes	1980-81
Jeff Ledbetter	1981-82
Frank Fazzini	1985
Doug Little	1985
Luis Alicea	1986
Mike Loynd	1986

#### Sporting News

Jim Lyttle	1964
Dick Gold	1969
Dick Nichols	1970
John Grubb	1970
Ron Cash	1970
Pat Osburn	1970
Steve Tebbetts	1975
Jim Busby	1975
Terry Kennedy	1976-77
Jim Weaver	1980
Mike Fuentes	1980-81
Jeff Ledbetter	1981-82
Frank Fazzini	1985
Luis Alicea	1986

#### Academic All-America (CoSIDA)

Greg Gromek	1970-71
Carl Gromek	1970
Danny O'Brien	1975
Tommy Zoeller	1985

#### Baseball America

Jeff Ledbetter	1981-82
Frank Fazzini	1984-85
Doug Little	1985
Luis Alicea	1985-86
Paul Sorrento	1986
Mike Loynd	1986
Richie Lewis	1986
Bien Figueroa	1986

#### Freshman All-America

##### (Selected by Baseball America)

Frank Fazzini	1983
Doug Little	1983
Paul Sorrento	1984
Luis Alicea	1984
Ray Revak	1984
Richie Lewis	1985
Barry Blackwell	1985

#### Golden Spike Award

Presented annually to the top amateur baseball player in the country as selected by a special committee for the United States Baseball Federation.

1981 - Mike Fuentes  
1986 - Mike Loynd

#### Sporting News Player of the Year

Selected by *Sporting News* writers as the best collegiate player in the nation.

1977 - Terry Kennedy  
1982 - Jeff Ledbetter



Mike Fuentes  
1979-80




Mike Augustine  
1963



Dick Gold  
1969



Luis Alicea  
1985-86



Buddy Teagle  
1962



Woody Woodward  
1963



Jeff Ledbetter  
1981-82



# MISCELLANEOUS RECORDS

## Year-by-Year Batting Champions

1948 Jack Wilson	.298	(20-67)
1950 Ron Melton	.361	(30-83)
1951 Lee Bailey	.352	(32-91)
1952 Ralph Blinn	.317	(20-63)
1953 Cooter Mills	.319	(29-91)
1954 Cooter Mills	.368	(32-87)
1955 Riley Seevers	.415	(27-65)
1956 Dick Howser	.415	(27-65)
1957 Dick Howser	.364	(32-88)
1958 Owen McCarron	.365	(35-96)
1959 Bob Clem	.436	(44-101)
1960 Bob Clem	.383	(36-94)
1961 Jack Dull	.370	(40-108)
1962 Woody Woodward	.365	(54-148)
1963 Mike Augustine	.399	(65-163)
1964 Ken Saurez	.404	(44-109)
1965 Gary Nichols	.333	(29-87)
1966 Gary Sprague	.369	(74-195)
1967 Bob Cauty	.340	(18-53)
1968 Mike Easom	.386	(56-145)
1969 Dick Nichols	.336	(45-138)
1970 Dick Nichols	.338	(80-237)
1971 Ron Cash	.352	(58-165)
1972 Tom Rosa	.338	(69-204)
1973 Tom Rosa	.317	(66-208)
1974 Jaun Bonilla	.351	(82-232)
1975 Steve Tebbetts	.374	(76-203)
1976 Joe Hicks	.391	(45-115)
1977 Carlos Lezcano	.346	(63-182)
1978 Blane McDonald	.393	(79-201)
1979 Craig Patterson	.397	(95-239)
1980 Mike Fuentes	.408	(95-233)
1981 Mike Fuentes	.353	(106-300)
1982 Jeff Ledbetter	.381	(119-312)
1983 Frank Fazzini	.366	(86-235)
1984 Paul Sorrento	.349	(103-295)
1985 Frank Fazzini	.413	(137-332)
1986 Luis Alicea	.392	(112-286)

## Home Run Leaders

1 Jeff Ledbetter	42	1982
2 Frank Fazzini	33	1985
3 Frank Fazzini	29	1984
4 Mike Fuentes	27	1981
5 Chris Cawthon	26	1982
6 Jeff Ledbetter	23	1981
7 Paul Sorrento	22	1986
8 Terry Kennedy	21	1976
Mike Fuentes	21	1980
Jimmy Jones	21	1985
11 Jeff Ledbetter	19	1980
12 Jim Weaver	18	1980
Mark Lacy	18	1982
14 Frank Fazzini	17	1983
Rick Figuero	17	1983
Paul Sorrento	17	1984

## RBI Leaders

1 Jeff Ledbetter	124	1982
2 Frank Fazzini	118	1985
3 Mike Fuentes	106	1981
4 Chris Cawthon	103	1982
5 Jeff Ledbetter	95	1981
6 Joe Licata	91	1981
7 Frank Fazzini	89	1984
8 Don DeLoach	87	1982
9 Paul Sorrento	86	1986
10 Mike Fuentes	83	1980
11 Ed Fulton	78	1986
12 Jim Weaver	75	1981
13 Luis Alicea	73	1986
Jeff Ledbetter	73	1980
Jimmy Jones	73	1985
16 Bien Figueroa	69	1986
17 Paul Sorrento	68	1984
Paul Sorrento	68	1985
19 Bien Figueroa	67	1985
20 Luis Alicea	65	1985
21 Terry Kennedy	64	1976
22 Mark Lacy	63	1982
Frank Fazzini	63	1983
Jimmy Jones	63	1984

## Career Home Runs

1 Jeff Ledbetter (1979-82)	97
2 Frank Fazzini (1983-85)	79
3 Mike Fuentes (1978-81)	64
4 Paul Sorrento (1984-86)	48
5 Jimmy Jones (1982-85)	41
6 Mike Yastrzemeski (1980-83)	40
7 Chris Cawthon (1981-82)	36
8 Terry Kennedy (1975-77)	32
9 Mark Lacy (1981-82)	30
10 Rick Figuero (1980-83)	29

## Career RBIs

1 Jeff Ledbetter (1979-82)	346
2 Frank Fazzini (1983-85)	270
3 Mike Fuentes (1978-81)	257
4 Mike Yastrzemeski (1980-83)	223
5 Paul Sorrento (1984-86)	222
6 Jimmy Jones (1982-85)	198
7 Luis Alicea (1984-86)	193
8 Rick Figuero (1980-83)	188
9 Juan Bonilla (1974-77)	150
10 Don DeLoach (1978-81)	143
11 Chris Cawthon (1981-82)	142
12 Terry Kennedy (1975-77)	137

## No-Hitters

- 1958 - Frank Slusser vs. Miami (18-0)
- 1967 - Wayne Vincent vs. Georgia Southern (7-0)
- 1968 - Jeff Hill vs. Springfield (18-0)
- 1968 - Gene Ammann and Lin Garrett vs. Wake Forest (3-0)
- 1970 - Gene Ammann vs. South Florida (7-0)
- 1977 - Mike McLeod vs. Olivet (23-0)



# ALL-TIME ROSTER

## A

Bobby Alexander	1982
Terry Alexander	1976
Luis Alicea	1984-86
Roy Alvarez	1980
Gene Ammann	1968-70
Johnny Ash	1954-56
Bill Ashford	1982-83
Gary Ashley	1953-56
Al Ashmont	1985
Jim Atwood	1953-56
Mike Augustine	1961-63
Tony Avitable	1953-56

## B

Jeff Bangston	1972-73
Mark Barineau	1981-83
Ron Bartlett	1976-79
Joe Baxter	1968-69
Clay Baynham	1976
Harold Bazzell	1953
Ray Bazzell	1957-60
Mason Bean	1972-73
Al Beccaccio	1960-62
Bob Benda	1976-77
Chip Biffano	1976-77
Ham Bisbee	1955
Barry Blackwell	1985-86
Tony Blasucci	1983
Ralph Blinn	1952-53
Rich Bombard	1979
Phil Bondack	1962-63
Bob Bondi	1954-57
Jaun Bonilla	1974-77
LaDon Boyd	1967
Mike Bretz	1976-79
John Bristol	1955-57
Kevin Brooks	1977-78
Marty Brooks	1965-67
Terry Brooks	1969
Craig Brown	1969-70
Dave Brown	1974
Forrest Brown	1953-54
Pete Brown	1985
Randy Brown	1964-66
Terry Browning	1968-69
Tommy Bryant	1983
Jeff Burger	1969
Joe Burns	1969
Jim Busby	1974-75
Dave Buss	1959-60
Lee Byers	1961-64

## C

Nick Cafaro	1966
Vince Calandra	1984-85
Billy Campbell	1952-55
Bob Canty	1966-68
Brooks Carey	1975-78
Bob Carroll	1972-73
Doug Casey	1978-79
Ron Cash	1970-71
Chris Cawthon	1981-82
Greg Clayborne	1986
Dave Chappel	1974
Gerald Chmielewski	1963-65
Bob Clem	1958-59
Al Cleveland	1969-70
Larry Cocks	1969-70
Hal Cohen	1982
Chester Cole	1965-67
Rick Colzie	1973-74
Chuck Cone	1966-68
Skip Cone	1971-72

David Cook	1966-68
Dave Cooper	1976-77
Mike Copps	1957-60
Lee Corso	1954-57
Jerry Couch	1958-59
Bob Craft	1966-68
Keith Craig	1980-81
Ken Creely	1964-65
John Cuesta	1953
Mike Cullin	1980-81
Greg Culpepper	1979
Ben Curry	1975-78

## D

Dave Dahlen	1963-64
Bill Daniel	1974-75
Jim Daniel	1960-61
Randy Davidson	1974-75
Frank Davis	1960-61
Tom Davis	1962-64
Eric Deddens	1983-84
Don DeLoach	1978-81
Greg Dennis	1983
Jim DeVane	1955
Paul Dirks	1962-64
Kevin Dodge	1981-82
Jerry Donnaway	1957-58
Ken Doria	1971-72
Danny Dowell	1981-83
Steve Downey	1974
Jay Drevis	1984
John Drews	1974
Dean Duchak	1965-67
Jack Dull	1960-61
Chris Dunn	1986

## E

Mike Easom	1966-68
Craig Eaton	1975-76
Frank Echols	1961-63
Rudy Eigl	1955-58
Mike Eissey	1973-74
Gary Elliott	1961-63
Jack Emerick	1979-80
Mike English	1967-69
Roy Eppley	1985

## F

Terry Farmer	1973-74
Frank Fazzini	1983-85
Ed Feely	1961
John Ferguson	1968-70
George Fergusson	1961-62
Dave Fernald	1971-73
Dick Fernandez	1964-66
Joe Fernandez	1953
Robert Ferrar	1962-63
Carl Ferraro	1981
Rick Figueredo	1980-83
Bien Figueroa	1985-86
Mike Fields	1978-79
Ken Fischer	1979-82
Robin Flake	1970-72
Ray Fox	1975-78
Jim Foxwell	1972-75
Ron Fraser	1954-57
Clem Freeman	1981
Doug French	1961-62
Mike Fuentes	1978-81
Bill Fuller	1970-72
Ed Fulton	1985-86

## G

John Gagnon	1979-80
Randy Gailey	1972-73

Tom Garcia	1955
Linwood Garrett	1967-68
Dave Garrison	1984
Steve Gelmine	1982-85
Alan Gentry	1983-84
Wayne Giardino	1964-65
Mark Gilbert	1978-79
Jack Givens	1976-77
Mike Givens	1974
Steve Givens	1982-83
Dick Gold	1967-69
Jeff Gray	1981-84
Harry Green	1966-68
Lane Green	1966-68
Danny Griffin	1982-83
Dave Grimes	1970-71
Carl Gromek	1968-70
Greg Gromek	1968-71
Johnny Grubb	1970
Randy Guemple	1972-73
Jim Guiznski	1968-69

## H

Dan Haddock	1979
Bill Hammond	1964-66
Art Haney	1963
Dave Hanselman	1984
Don Harbaugh	1969-71
Jeff Hardy	1976-77
Dee Harris	1976
Ed Harris	1967-68
Rick Hatcher	1979-81
Tim Hatcher	1980
Chuck Hawkins	1965-66
Mark Haynes	1952-54
John Hearn	1966-68
Phil Hearn	1966
Ken Heath	1984
George Hehemann	1953-56
Jim Helm	1966-68
Carlee Hendrix	1954-57
Tom Henson	1969-71
Joel Hicks	1976-77
Ron Herring	1973-74
William Higginbotham	1953-54
Windle Higginbotham	1974-75
Jeff Hill	1967-69
Lance Hitchcock	1966-68
Jeff Hogan	1967-69
Rick Holloway	1978-79
Maury Hopkins	1964-66
Bill Horne	1973-74
Bill Howell	1961
Ed Howell	1964-66
Martin Howell	1962-63
Ed Howser	1980-81
Dick Howser	1955-58
Bob Hudson	1954-55
Bruce Huff	1976-79
Gary Huff	1971-73
Ken Huff	1978-81
Pilip Hunt	1955
George Hutchinson	1961

## I

Vince Insogna	1984
---------------	------

## J

John Jane	1961
Ken Jarabeck	1978
Lincoln Jarrett	1962-63
Jay Johnson	1962-64
Larry Johnson	1962-64
Gordon Johnston	1981

Gerg Jones	1976-78
Jimmy Jones	1982-85
Larry Jones	1974-77
Bob Jordan	1966
Bob Jordan	1974

## K

Randy Kaiser	1974
Doug Kasimer	1969-71
Jim Kaufman	1954-55
Jay Keeler	1980-82
Mike Kelley	1974-75
Terry Kennedy	1975-77
Fred Kenney	1957-58
Keith Kidd	1985-86
John Keith	1969-71
Ron Kims	1953
Dale Koch	1958-59
John Kolb	1981
Dru Kosko	1984-85
Steve Kovensky	1986
Charlie Krausche	1961
Robert Kull	1963-65

## L

Mark Lacy	1981-82
Rick Langford	1973
Bill Langston	1967
Ernie Langford	1957-60
Gary Lawrence	1965-66
Mike Leber	1971-72
David Ledbetter	1982
Jeff A. Ledbetter	1982-84
Jeff S. Ledbetter	1979-82
Larry Lee	1973
Mike Lee	1986
Greg Lewis	1982
Richie Lewis	1985-86
Loren Levy	1982-84
Carlos Lezcano	1974-77
John LiBrandi	1972-73
Joe Licata	1981
Doug Little	1983-86
Woody Litwhiler	1962-64
Ed Lockhart	1950-53
Brad Long	1977-78
Charlie Long	1961
Max Long	1953-56
George Lott	1968-69
Mike Loynd	1983-86
Jose Lugo	1974
Jim Lytle	1966-67

## M

Bob Madison	1960-61
Rick Madison	1961
Marty Maier	1973-74
Eric Mangham	1984-86
Harold Mangin	1961-62
Ed Mann	1953
Mike Martin	1965-66
Neil Martin	1957-58
Lionel Martinez	1980-81
Steve Marks	1964-66
John Mason	1967
Jim Mathers	1966
Bob Mayer	1974-76
Jose Marzan	1984-86
Jim McArdle	1976-77
Clyde McBride	1963
Monty McBryde	1964-65
Owen McCarron	1955
Chad McClellan	1986
Gene McCormick	1957-60
Jim McCune	1964-65

Blane McDonald 1978-79  
 Rick McGlone 1974-77  
 Joe McKinney 1965-66  
 Mike McLeod 1975-77  
 Dale McMahan 1966  
 Ray McShane 1960-62  
 Bob Merry 1953  
 Ron Mewbourne 1965-67  
 Billy Mills 1951-54  
 Don Milner 1978-79  
 Bart Mitchell 1982-84  
 Dave Mobley 1976-79  
 Orson Mobley 1982  
 Dave Morano 1978  
 Jack Morgan 1953  
 Todd Morgan 1982-84  
 Al Moreya 1983  
 Rick Moss 1970-71  
 Don Murray 1963-65

**N**  
 Carl Nelson 1957-60  
 Roger Netsel 1967  
 John Nicholas 1975-76  
 Dave Nichols 1971-72  
 Dick Nichols 1968-70  
 Joe Nichols 1976-79  
 Gary Nichols 1963-65  
 Klyne Nowlin 1951-53

**O**  
 Pat Osburn 1970  
 Danny O'Brien 1973-75  
 Danny Owen 1975-76

**P**  
 Joe Pacetti 1985  
 Bert Palmer 1953  
 Derek Palmer 1979  
 Keith Parenteau 1980  
 Craig Patterson 1978-79  
 Ray Pearson 1953  
 Ed Peres 1972-73  
 Jerry Philip 1957-58  
 Tim Phillips 1980-82  
 Chris Pinder 1984  
 Charlie Pinkermann 1956-59  
 Keith Pitchford 1962-62  
 Chris Pollack 1986

Bruce Pollock 1967  
 Ed Porcelli 1986  
 Tim Porter 1969-70  
 Lynn Powell 1963  
 Dave Price 1970-72  
 Brad Prior 1976

**R**  
 Craig Ramsey 1976-79  
 Cliff Ranew 1964-65  
 Jim Reed 1964-65  
 Jody Reed 1983-84  
 Ray Revak 1984-85  
 Dave Rhino 1982  
 Marty Rice 1971-74  
 Mike Riebling 1967-69  
 Kevin Rigsby 1978  
 Rim Riley 1978-79  
 Dan Roatche 1969-72  
 Pete Roberts 1967  
 Matt Robinson 1982-83  
 Charlie Rodgers 1957-60  
 Tom Rosa 1972-73  
 Jack Ross 1960-62  
 Larry Rothschild 1974  
 George Roundtree 1962-64

**S**  
 Harry Saferight 1970-71  
 Rick Saffel 1979  
 Tom Sailor 1982  
 Chuck Sanders 1952-53  
 Pete Sarron 1965-66  
 Craig Saxner 1985-86  
 Bill Saunders 1976  
 Ken Saure 1963  
 Jim Seevers 1955  
 Mac Scarce 1970-71  
 Mike Scarce 1971-72  
 Glayden Schafer 1953  
 John Sheppard 1957-58  
 Bob Sherman 1961  
 Tim Sherrill 1972-73  
 Jim Scheller 1969-70  
 Ed Schneider 1980-81  
 Greg Schnute 1968-70  
 Ken Schimchak 1977-79

Buddy Shaw 1983  
 Gordon Shirah 1954-56  
 Jamey Shoupp 1981-82  
 Bob Shupack 1953  
 Howard Siegle 1974  
 Herb Sikes 1969-72  
 Ken Silvestri 1971-72  
 Bob Skala 1953  
 Craig Skok 1968-69  
 Mike Slade 1969-72  
 Ken Sloan 1966  
 Paul Sorrento 1984-86  
 David Smalley 1980-83  
 Frank Slusser 1956-58  
 Dwight Smith 1961-63  
 Jackie Smith 1976-77  
 Ken Smith 1985  
 Kevin Smith 1985  
 Roger Smith 1972-73  
 Rick Snyder 1971-73  
 Tom Snyder 1982  
 Kyle Spitzer 1960-62  
 James Spooner 1967  
 Gary Sprague 1966  
 Bill Stagland 1961  
 Darnell Stewart 1966-67  
 Kent Stille 1963  
 Jack Straub 1953  
 Len Sullivan 1967  
 Marv Stringfellow 1965-67  
 Walt Sumner 1968-69  
 Bob Sutton 1966  
 Harvey Sweeney 1954-56  
 Alan Swindle 1980-82  
 Carl Szymanski 1974

**T**  
 Steve Taddeo 1986  
 Houston Taff 1966  
 Jeff Tandlich 1974  
 Bruce Tanner 1981-83  
 Buddy Teagle 1960-62  
 Steve Tebbetts 1973-75  
 Al Thomas 1962-63  
 Mike Thomas 1976  
 Paul Thomas 1984-86  
 Tom Thomas 1966-67


Tom Thomas 1966-67  
 Mike Tice 1978-79  
 Ed Trancygier 1961  
 Ronnie Traylor 1978-79  
 Doug Treadway 1983-84  
 John Tucker 1961-62  
 Gale Tuggle 1955-56  
 Jerry Turner 1961  
 Fred Twomey 1954-57

**V**  
 Mike Vasquez 1968-71  
 Bob Vaughn 1955-56  
 Gary Viero 1976  
 Wayne Vincent 1966-68

**W**  
 Bobby Waits 1954-57  
 Doug Walker 1960-61  
 Jim Ward 1965-66  
 Jim Weaver 1980-81  
 Ham Werneck 1954-55  
 Bill Westendick 1957-60  
 Ed West 1976  
 Jimmy White 1960-62  
 Chuck Witaker 1967-68  
 Chas Widden 1953  
 Dick Wiggins 1979-80  
 Bob Wilcox 1964-65  
 Denny Williams 1972-73  
 Laverne Williams 1953  
 Bill Williamson 1962-63  
 Gary Williamson 1963-64  
 John Wolfner 1979-80  
 Howard Wood 1967  
 Woody Woodward 1962-64  
 Bob Wooley 1965-67  
 Bob Wynn 1953-54

**Y**  
 Ed Yarnell 1966-67  
 Mike Yastrzemski 1980-83  
 Manny Yglesias 1953

**Z**  
 Greg Zera 1968-71  
 Bill Ziegler 1966-67  
 Roger Zimmerman 1961  
 Tom Zoeller 1983-86



1987 Florida State Bat Girls

# THIS IS FSU BASEBALL

---

---

**A Program of Tradition and Success**—Few teams have managed to maintain the success that Florida State baseball teams have enjoyed since 1948.

But this is no surprise to the people associated with college baseball, as the Seminoles have annually lived up to their billing as the "Best of College Baseball."

Florida State's most recent appearance in the College World Series in 1986 marked the eighth time the Seminoles have qualified for the prestigious "Final Eight." Consider that only five other teams have played in that many College World Series.

Added to that is the fact that FSU has played in a near record 24 NCAA tournaments—easily ranking Florida State in the top five for most regional/district tournament appearances. Despite having to qualify through tough Metro Conference competition, the Seminoles have made the NCAA Tournament field every year since 1978—a string of nine consecutive post-season appearances.

In 1986, Florida State again electrified college baseball by finishing with a 61-13 record, placing second in the CWS and earning a number one final ranking in the Collegiate Baseball Magazine poll.

A tribute to FSU's overall success has been the school's overall record since the beginning. Although Florida State's schedule is usually ranked in the top 10 in terms of difficulty by the NCAA computer, the Seminoles have compiled an overall mark of 1296-506-7—which translates into an all-time winning percentage of .718. Florida State has never experienced a losing season and has dipped below the .600 winning percentage mark just once since 1954. FSU's 65 wins in NCAA Tournaments and College World Series play also ranks the Tribe in the top five nationally.

Many Florida State players go on to play professional ball. With six players being selected in the top 10 rounds of last June's professional draft, the Seminoles have increased their number of professional signings to 100 since 1966.

If a player is determined to get a college diploma before turning professional, FSU offers an excellent opportunity. High school and junior college coaches around the country recognize this fact. FSU's roster reflects this in that players come from eight different states, Puerto Rico and the Dominican Republic.

FSU players are given the opportunity to practice and play year around. Following a 60-game regular season spring schedule, the Seminoles participate in the Metro Conference Tournament. Post-season play in the NCAA Regional Tournament usually follows. In the summer, players often

elect to stay in Tallahassee and play for Jerry's Caterers—a summer league team of Florida State players and recruits that participate in a 30 to 35 game schedule.

In addition, Florida State players are often sought after in the nation's premier summer league teams. In recent years, Seminole players have been regulars in the Cape Cod League, the ACC Summer League and the Alaskan League to name a few.

In the fall, Florida State plays in a full complement of practice games that end on homecoming weekend with the annual Alumni-Varsity game. Terry Kennedy and Mike Loynd are just two of the many former All-Americans that participated in the 1986 game.

All told, a Florida State player will have an opportunity to play in at least 100 games per year.

An opportunity to play baseball year around does not mean FSU is not concerned with academic life. The Seminole academic department employs two full-time academic advisors and a host of part-time assistants whose sole purpose is to help the student-athlete obtain a marketable degree. If an athlete needs help in scheduling, tutoring or special service—help is always available. Florida State recently started a mandatory study-skills class for freshmen. Praised nationwide as one of the most innovative classes of its type, the study skills class helps all newcomers adjust to the rigors of college life.

Facilities at Florida State are second to none. Seminole Stadium was built in 1984 at a cost of \$1 million. It has been praised as the finest facility of its type in the nation. Lights make night baseball a Tallahassee favorite.


The new \$3.9 million Moore Athletic Center serves as the hub of Seminole Athletics. Coaches offices, two weight rooms, and a baseball locker room are all part of the facility that is located within short walking distance of the Seminole Stadium.

A training program under the able direction of Randy Oravetz insures that each athlete receives the finest medical and athletic training care available. At least one athletic trainer is present at each Seminole game and practice; while team doctors Doug Henderson and Tom Haney check in daily.

If playing before large crowds is important to the prospective student athlete, FSU is the answer. In regular season attendance, FSU ranked fourth in the nation. Counting the NCAA Regional Tournament in Tallahassee, over 118,000 fans flocked to Seminole Stadium to see their team play. Overall, including World Series play, almost a quarter of a million people saw the Seminoles play in 1986. FSU is one of the few teams in the country to sell over 1000 season tickets—topping the 1200 mark in 1986.

Media attention is also high. FSU baseball is page one news in Tallahassee and is covered on a regular basis by 10 major newspapers in Florida whose circulation tops the 1.3 million mark. Over 100 members of the working media requested credentials to the NCAA South II Region last season. Added to that is a radio package that broadcasts 50 games a year to the Tallahassee market on WTNT Radio. National exposure is also high. Last season, seven ball games featuring Florida State were seen nationally on ESPN, including a game from Seminole Stadium between number one LSU and number two Florida State—a game FSU won 6-4 to recapture the top ranking in both major polls.

It is little wonder that Florida State serves as a role model to many building programs in the nation. In terms of facilities, coaching, education, fan support and on the field success—the Seminole program may be the best overall program in college baseball.



1986 Seminoles set a school record for wins and went on th place second in the College World Series.

## Florida State in NCAA Baseball Championship Play

	1956 (1-2)			1966 (3-2)			1980 (3-2)	
Duke	2-1	W*	Mississippi State	3-4	L*	New Orleans	10-8	W*
Duke	2-4	L*	East Carolina	6-3	W*	Western Kentucky	19-7	W*
Duke	6-7	L*	Mississippi State	7-0	W*	Western Kentucky	10-5	W*
	1957 (3-3)		North Carolina	6-5	W*	Hawaii	6-7	L**
Georgia Teachers	5-3	W*	North Carolina	4-6	L*	Arizona	3-5	L**
Duke	3-2	W*		1967 (1-2)			1981 (2-2)	
Duke	6-8	L*	Clemson	5-3	W*	Florida	5-1	W*
Duke	4-1	W*	Auburn	3-13	L*	Minnesota	9-5	W*
Penn State	0-7	L**	Clemson	4-6	L*	Miami	6-14	L*
Connecticut	3-5	L**		1968 (3-2)		Florida	4-5	L*
	1958 (1-2)		East Carolina	1-2	L*		1982 (1-2)	
George Washington	3-1	W*	Auburn	6-1	W*	Eastern Michigan	2-7	L*
Florida	1-2	L*	East Carolina	3-2	W*	Ohio State	8-3	W**
Clemson	5-8	L*	North Carolina St.	15-12	W*	Oklahoma	5-6	L*
	1959 (2-2)		North Carolina St.	1-4	L*		1983 (1-2)	
George Washington	3-2	W*		1970 (7-2)		South Alabama	8-2	W*
Clemson	2-24	L*	East Carolina	2-0	W*	Alabama	5-7	L*
Georgia Tech	16-9	W*	Maryland	10-1	W*	Miami	5-10	L*
Clemson	0-5	L*	Mississippi St.	5-4	W*		1984 (0-2)	
	1961 (1-2)		Arizona	4-0	W**	Stetson	7-10	L*
West Virginia	3-1	W*	Dartmouth	6-0	W**	East Carolina	4-7	L*
Duke	2-7	L*	Texas	1-5	L**		1985 (2-2)	
West Virginia	3-4	L*	Ohio University	2-0	W**	George Mason	11-0	W*
	1962 (6-3)		Texas	11-2	W**	Georgia Tech	9-1	W*
Florida	0-1	L*	Southern Cal	1-2	L**	Arkansas	6-7	L*
West Virginia	6-5	W*		1972 (1-2)		Georgia Tech	3-8	L*
Florida	3-1	W*	South Alabama	5-6	L*		1986 (7-2)	
Wake Forest	10-8	W*	Richmond	10-5	W*	North Carolina St.	10-6	W*
Wake Forest	3-2	W*	Mississippi	3-8	L*	Texas A&M	12-9	W*
Santa Clara	5-1	W**		1975 (3-2)		South Florida	11-7	W*
Ithaca	5-4	W**	Miami	1-0	W*	Indiana State	5-3	W**
Michigan	7-10	L**	LSU	4-2	W*	Miami	7-2	W**
Santa Clara	6-11	L**	Miami	6-5	W*	Arizona	5-9	L**
	1963 (4-3)		Eastern Michigan	1-2	L**	Oklahoma State	6-5	W**
Auburn	4-3	W*	Seton Hall	0-11	L**	Miami	4-3	W**
Wake Forest	12-4	W*		1976 (1-2)		Arizona	2-10	L**
Wake Forest	5-6	L*	Jacksonville	6-1	W*			
Wake Forest	11-5	W*	Auburn	1-2	L*			
Western Michigan	5-2	W**	Jacksonville	7-9	L*			
Arizona	3-4	L**		1978 (0-2)				
Southern Cal	3-4	L**	Marshall	0-4	L*			
	1965 (5-3)		Miami	2-7	L*			
Mississippi State	3-6	L*		1979 (0-2)				
Maryland	7-3	W*	Florida	5-9	L*			
Mississippi State	6-2	W*	Delaware	6-7	L*			
Furman	2-1	W*						
Furman	7-5	W*						
Ohio State	1-2	L**						
Texas	3-2	W**						
St. Louis	3-5	L**						

\* - NCAA District/Regional  
Competition  
\*\* - World Series Play

## Florida State Among the Nation's Attendance Leaders

One reason Florida State possesses one of the top reputations in college baseball is because of its ardent fan support. Again in 1986, Florida State was among the nation's leaders in game attendance as 118,997 flocked to Seminole Stadium to see FSU in action.

In regular season attendance, Florida State drew over 100,000 fans for the second consecutive year—finishing fourth in the nation in total number. FSU's average of 2,529 fans per regular season game was third best in the country.

FSU set attendance records for single home game attendance (6145), single series attendance (16,151-3 games) and largest weekday crowd (4530) in 1986.

### Regular Season Attendance\*

1. Hawaii 114,367
2. Miami 109,938
3. Texas 109,355
4. Florida State 106,221
5. Fresno State 94,467
6. Louisiana State 67,865
7. Mississippi State 54,646
8. Arizona State 54,169
9. Southern Illinois 45,000
10. New Orleans 44,544

\*Source: Collegiate Baseball

### Average Fans Per Game

1. Miami 2971
2. Hawaii 2723
3. Florida State 2529
4. Fresno State 2486
5. Texas 2485

# SEMINOLES IN THE PROS

**FSU's Professional Pipeline** - Few universities in the country have provided a pipeline to professional baseball as Florida State has. Since 1966, a total of 100 have signed contracts.

Several former FSU players are currently active in the major leagues. Terry Kennedy (Orioles) and Johnny Grubb (Tigers) played in the 1984 World Series. Mike Loynd finished 1986 with the Rangers.


Former FSU All-American and head coach Dick Howser managed his Kansas City Royal club to the 1985 World Series. Woody Woodward, another ex-FSU player and head coach, is now vice president of the New York Yankees.

Howser, Grubb and Kennedy are the three former Seminoles to play in a major league all-star game; while Woodward, Kennedy, Grubb and Rick Langford hold the distinction of former Seminoles to play in World Series competition.

Many Seminoles including Bruce Tanner, Jody Reed, Mike Fuentes, are currently playing in triple A ball - just one step away from the majors.

Overall, the Seminoles have had two or more players signed to professional contracts every year since 1968. In 1977, 11 players signed. In 1986, six Seminoles were drafted in the top 10 rounds.

The list below contains the names of former Seminoles that have played one or more years in professional baseball, along with the team they originally signed with.



<b>1986</b>		<b>1978</b>		<b>1971</b>	
Eric Mangham	Los Angeles	Blane McDonald	Atlanta	Ron Cash	Detroit
Paul Sorrento	California	Mark Gilbert	Chicago	Al Cleveland	Detroit
Luis Alicea	St. Louis	Brooks Carey	Baltimore	Greg Gromek	Detroit
Bien Figueroa	St. Louis	Bob Benda	Detroit	Mike Leber	Boston
Doug Little	Chicago (AL)	<b>1977</b>		Harry Saferight	Philadelphia
Mike Loynd	Texas	Guillermo Bonilla	Cleveland	Mac Scarce	Philadelphia
<b>1985</b>		Ben Curry	Cleveland	<b>1970</b>	
Frank Fazini	Milwaukee	Larry Jones	Baltimore	Gene Ammann	Milwaukee
Kevin Smith	Houston	Terry Kennedy	St. Louis	John Grubb	San Diego
Steve Gelmine	Houston	Carlos Lezcano	Chicago	Tom Henson	Cincinnati
<b>1984</b>		Jim McArdie	Cincinnati	Dick Nichols	Boston
Jody Reed	Boston	Rick McGlone	Kansas City	Mike Slade	Texas
Jeff Gray	Philadelphia	Mike McLeod	New York	Pat Osburn	Cincinnati
Doug Treadway	Los Angeles	Jackie Smith	Chicago	<b>1969</b>	
<b>1983</b>		Joe Hicks	Chicago	Mike Easom	Montreal
Bruce Tanner	Chicago	<b>1976</b>		Jim Gurzynski	Los Angeles
David Smalley	New York	Craig Eaton	Kansas City	Chuck Hines	Pittsburgh
Mike Yastrzemski	Atlanta	Jeff Hardy	Chicago	Jeff Hogan	Detroit
Tony Blasucci	Pittsburgh	Bob Mayer	Cincinnati	George Lott	Montreal
Mark Barineau	Cleveland	<b>1975</b>		Dave Moates	Texas
<b>1982</b>		Jim Busby	Pittsburgh	Craig Skok	Boston
Jeff Ledbetter	Boston	Randy Davidson	Cincinnati	Dick Gold	Cubs
Chris Cawthon	Cleveland	Danny O'Brien	St. Louis	Chuck Cone	San Diego
Jay Keeler	Cleveland	Larry Rothschild	Cincinnati	<b>1968</b>	
Tim Phillips	Toronto	Steve Tebbetts	Cincinnati	Tom Cook	Oakland
Jamey Shouppe	Houston	<b>1974</b>		Steve Mastin	Oakland
Allen Swindle	Cincinnati	Ron Herring	Montreal	Wayne Vincent	Seattle
<b>1981</b>		Marty Maier	Kansas City	LaDon Boyd	Oakland
Mike Fuentes	Montreal	<b>1973</b>		<b>1966</b>	
Clem Freeman	Cincinnati	John Librandi	Pittsburgh	Jim Lyttle	New York
Rick Hatcher	Atlanta	Rick Coizie	Cincinnati	Gary Sprague	Cleveland
Joe Licata	New York	Roger Smith	California	Eddie Howell	Kansas City
Ed Schneider	Toronto	Rick Snyder	Minnesota	Dick Fernandez	Kansas City
<b>1980</b>		Rick Langford	Kansas City	Randy Brown	California
Ken Smith	New York	<b>1972</b>		Pete Sarron	Cleveland
Jim Weaver	Minnesota	Dave Nichols	Minnesota	Mike Martin	New York
<b>1979</b>		Dan Roatche	Boston	Maury Hopkins	New York
Craig Patterson	Kansas City	Herb Sikes	St. Louis		
Joe Nichols	Montreal				
Rick Holloway	Oakland				



# JERRY'S CATERERS

## Summer Baseball for FSU Players-

Many Florida State baseball players take advantage of FSU's year round baseball program by electing to stay in Tallahassee during the summer months and playing for Jerry's Caterers—FSU summer team coached by Chip Baker.

This program affords incoming freshmen and transfers an opportunity to play between 25 and 35 additional games of highly competitive summer ball, while attending summer school at the same time. This allows incoming freshmen a chance to become accustomed to college life, while receiving excellent baseball instruction from the FSU coaching staff.

Many veteran players also take advantage of this program. The 1986 version of Jerry's finished the season at 14 wins and 8 losses—making another summer of winning baseball.

## Final Summer Stats

### Hitting Leaders

Name	G	AB	H	RBI	Avg.
Steve Taddeo	17	52	25	12	.481
Paul Thomas	18	56	21	12	.375
Keith Kidd	17	32	11	6	.344
Mike Schmit	22	53	16	12	.302

### Pitching Leaders

	APP	W-L	IP	SO	ERA
John Wanish	2	1-1	11.0	5	1.64
Mike Schmit	6	3-0	24.0	17	1.88

## Game-by-Game Results

Opponent	Score	Pitcher of Record
Cobb Angels	L5-7	McLeod (0-1)
Cobb Angels	W6-5	Jackson (1-0)
Cobb Angels	L8-18	Campbell (0-1)
Cobb Angels	L3-9	Alford (0-1)
Valdosta Red Sox	W7-2	Jackson (2-0)
Bay County AAU	W10-0	Schmit (1-0)
Bay County AAU	W7-0	Alford (1-1)
Atlanta A's	W8-6	Jackson (3-0)
Atlanta A's	W9-1	Alford (2-1)
Atlanta A's	L6-17	Campbell (0-2)
Valdosta Red Sox	W4-1	Schmit (2-0)
Atlanta Angels	W4-2	Campbell (1-2)
Atlanta Angels	W7-1	Wanish (1-0)
Atlanta Angels	W8-1	Schmit (3-0)
Atlanta Angels	W8-4	Alford (3-1)
Jacksonville Suns	W11-8	Campbell (2-2)
Jacksonville Suns	W11-1	Fudolft (1-0)
Valdosta Red Sox	W9-5	Alford (4-1)
Nashville Webbs	L8-18	Swindle (0-1)
Nashville Webbs	L1-11	Campbell (2-3)
Nashville Webbs	L1-8	Jackson (3-1)
Nashville Webbs	L0-1	Wanish (1-1)

## NCAA Computer Rankings Says Florida State's Schedule Toughest

Who played the best division one schedule in the country last year? If toughest is considered best, then the answer is Florida State. According to the NCAA computer, FSU's schedule was the most difficult in the nation at the conclusion of the 1986 season.

The ranking is based on each school's winning percentage, the winning percentage of each school's opponents and the winning percentage of the opponent's opponents.

Florida State's schedule was ranked second each of the prior two seasons.

### 1986 Schedule Rating

1. FLORIDA STATE	.630
2. Miami	.627
3. Louisiana State	.598
4. South Florida	.578
5. Alabama	.575
6. Texas	.572
7. Arizona	.570
8. Arkansas	.564
9. Clemson	.563
10. Florida	.563

Source: NCAA

## 1986 Recruiting Class Ranked Second

Florida State's list of signees for the 1987 season were among the most impressive in the nation for the third straight year according to Collegiate Baseball magazine, which ranked the Seminole recruits as the second best group in the nation.

It was the third straight season that Florida State finished in the top 10, including the number one ranked class in 1984. "The fact that we have been ranked so highly in recruiting for so long is a tribute to our program at Florida State," head coach Mike Martin says. "Because of our great tradition, the better players in the country want to come here."

FSU held on the number two spot, despite losing five talented players to the major league draft.

### NCAA Division I Recruiting Results

1. Stanford	6. Oklahoma State
2. FLORIDA STATE	7. UC-Santa Barbara
3. Michigan	8. Georgia Southern
4. Okalahoma	9. Arizona
5. Mississippi State	10. Texas

Source: Collegiate Baseball

# This is Florida State

---

---



Florida State University, a coeducational institution with an enrollment of 21,500 students, is located in Tallahassee, the capital of Florida.

The beautiful 345-acre campus is wrapped in greenery that combines the blossoms of camellias, azaleas and dogwoods with palm trees and moss-hung oaks. The campus looks enough like Ivy League schools, particularly around its older, Gothic buildings, that several times each winter New York advertising agencies fake summer scenes supposedly shot at Princeton or Harvard. On the west side of campus, the scene is dominated by the contemporary, high-rise science complex.

There are more than 1,300 faculty including four members of the National Academy of Sciences. Florida State is one of only five universities in the nation to have its own supercomputer.

Academic programs in the sciences (notably physics, chemistry, biology and meteorology) and the performing arts (music, theater, visual arts and dance) have high national rankings. Other strong departments among the 15 schools and colleges include criminology, hospitality administration, accounting, statistics and interior design. FSU's pre-med program has a much higher than average medical school placement rate for its graduates.

Today, FSU offers students the opportunity to choose from more than 100 career options in arts and sciences, business, communication, criminology, education, home economics, law, library and information studies, music, nursing, social sciences, social work, theater, visual arts and engineering, which operates in cooperation with Florida A&M University. The most popular majors at FSU are business, biology, computer science and communication.

Florida State has honors programs for its top students. Overseas study program in fields ranging from law to hotel and restaurant administration are offered in Florence, Italy; Oxford and London, England; Switzerland, Costa Rica, Yugoslavia and the Panama Canal Zone.

Social life for many centers around 24 fraternities and 20 sororities. Wind surfing, swimming and sunning are among the activities to be enjoyed at FSU's convenient lakeside "Reservation" or along the sandy beaches of nearby coasts.

A unique extracurricular activity is the Flying High Circus, the nation's only all-collegiate circus. Students from every academic major can become stars on the flying trapeze, on the highwire or in clown acts.

Fine entertainment is provided year-round by the FSU Schools of Music and Theater and the Department of Dance.

Student Campus Entertainment presents concerts, movies, lectures and other activities throughout the year and the Artist Series brings professional entertainers to campus.

Student government at FSU is one of the most powerful in the country. Elected students spend an annual budget of about \$1.7 million. Student government funds intramurals, activities at the Student Union and more than 200 interest organizations.



**C.W. "HOOTIE" INGRAM**  
*Athletic Director*

Cecil Ingram, known to most of his friends and associates as simply "Hootie," has headed the Florida State athletic department since 1981 after serving as associate commissioner of the Southeastern Conference for eight years.

Since his arrival in Tallahassee, Ingram has initiated a \$10 million dollar building program for athletic facilities, including the Moore Athletic Center - home of Florida State athletics.

A native of Tuscaloosa, Ala., Ingram played for the Crimson Tide from 1951 to 1954 and led the nation in interceptions as a sophomore. He also lettered in baseball as an infielder. Following a stint in the army, Ingram turned to coaching. After several years of high school coaching, Ingram moved into collegiate athletics; making assistant coaching stops at Wake Forest, Virginia Tech, Georgia and Arkansas.



**BOB GOIN**  
*Associate Athletic Director*

A member of the Florida State athletic staff since 1981, Bob Goin begins his fifth full year as Associate Athletic Director.

Goin handles the day-to-day operations of the department. A large portion of football, basketball and baseball game-day operations fall under his leadership.

A 1959 graduate of Bethany College, Goin received his master's degree from West Virginia in 1961. From 1960-76, Goin served Bethany in several administrative and coaching capacities before moving on to West Virginia as an assistant athletic director. He was named athletic director at California (Pa.) State College in 1980, where he formed that institution's first scholarship fund for athletics and the college's first booster club.



**CHARLES W. EHRHARDT**  
*Faculty Athletic Committee Chairman*

A Florida State University professor of law, Charles W. Ehrhardt is in his second year as Chairman of the Athletic Committee.

He is currently in his second stint on the committee, having served 1969-71 and then being reappointed to the board in 1983. As chairman, Ehrhardt succeeded Dr. James Jones, who held that position since 1980. Ehrhardt becomes Florida State's representative to the NCAA and was also president of the Metro Conference in 1984-85.

A native of Elkader, Iowa, Ehrhardt received his bachelor's degree from Iowa in 1962 before earning a law degree at Iowa State two years later. He came to Florida State in 1967.

A widely respected expert in the field of Evidence, Ehrhardt is frequently called on to lecture on the subject by lawyers and judges nationwide.



# MEDIA INFORMATION

**CREDENTIALS:** Working press credentials are required for admittance to the Seminole Stadium pressbox and will be issued to working personnel only. All requests should be directed to Dan Pearson or Wayne Hogan at least one week prior to game day. Seminole Stadium has 15 seats in the main pressbox that will be allocated on the following priority: (1) Local and student press, radio and television stations actually broadcasting, state daily papers, national publications, wire services, and opponent's local and student press. (2) Radio and television stations not broadcasting. (3) Weeklies or other publications.

**RADIO:** Florida State will provide one booth for opposing team's broadcast. Should an FSU opponent have more than one radio station, a platform will be made available in the stadium. When such a case occurs, the visiting team's SID will allocate the space.

**PHOTOGRAPHERS:** Accredited photographers will be permitted to shoot from designated areas on the field. No free-lance passes will be issued.

**PHONE LINES:** Florida State has three phone lines in the main pressbox, for media use. Visiting radio stations are required to secure their own phone service directly through Centel Telephone (904) 681-6600. Seminole Flagship Station WTNT has in the past installed one phone line for use by visiting radio stations. Call Rod Meadows at (904) 893-4358 or Mark Johnson at (904) 386-6143 for details on using this line.

**PARKING:** Easy access to Seminole Stadium from Doak Campbell Stadium parking lot. No pass is required, but those with equipment will want to arrive early and avoid longer walks to baseball field.

**SERVICES:** Florida State will provide scorecards, programs, statistics and light refreshments at all Seminole baseball games. A complete box will be available approximately 10 minutes after the conclusion of each game.

**INTERVIEWS:** Florida State players will be available to the media prior to and during batting practice. Coach Martin and his players will be available for post game interviews, approximately 10 minutes after each game. All interviews during off days should be arranged through Dan Pearson of the FSU Sports Information Office.


**PRESSBOX INFORMATION:** For in-game updates, call (904) 644-1553 or (904) 644-1543. These numbers are for media use only, and should not be released or used by the general public.



# OPPONENT'S SPORTS INFORMATION DIRECTORY

Opponent	SID	Phone	Home
Samford	Paul South	(205) 870-2799	(205) 871-6532
Grambling	Henry Hawkins	(318) 274-2761	(318) 247-6783
Tulane	Jeff Seal	(504) 865-5505	(504) 488-6336
LSU	Jamie Kimbrough	(504) 388-8226	(504) 766-8656
New Orleans	Mike Bujol	(504) 286-7027	(504) 834-3627
Ball State	Earl Yestingsmeier	(317) 285-8242	(317) 282-4678
Southern Miss	Regal Napier	(601) 266-4503	(601) 268-7777
South Florida	Bill Hunt	(813) 974-2125	(813) 988-6480
Austin Peay	Brad Kirtly	(615) 648-7561	(615) 647-0992
NC-Charlotte	Mark Colone	(704) 547-4946	(704) 563-1133
South Alabama	Alan Schultz	(205) 460-7035	(205) 343-9751
Central Florida	Neil LaBar	(305) 275-2729	(305) 671-6140
Memphis State	Bob Winn	(901) 454-2337	(901) 365-8144
Georgia Tech	Mike Finn	(404) 894-5445	(404) 938-9910
Georgia	Claude Felton	(404) 542-1621	(404) 769-8288
Jacksonville	Gary Izzo	(904) 744-3950	(404) 241-0060
Miami	TBA	(305) 284-3244	TBA
Florida	John Humenik	(904) 392-0641	(904) 377-1908
Mercer	Bobby Pope	(912) 744-2994	(912) 474-1063





**Hardee's**  
A little closer to home.  
And the home team.

©1986 Hardee's Food Systems, Inc.

Photography by Bob O'Lary