

# 1987 SEASON IN REVIEW

## Return to Omaha

Nobody ever said it would be easy for Florida State to put together a team that would compare with the incredible 61-13 run in 1986 that took it to the final game of the College World Series.

After all, coach Mike Martin's opening day lineup had six new faces and bore very little resemblance to its predecessor.

"When you're coming off a season like we had in 1986 there's not a lot of ways you can top it," said Martin who had just completed his eighth season at FSU and has won more games than any previous Seminole head man. "We knew that 1987 would be a teaching process with all the new people. I couldn't be happier with the way it came out."


What Martin was able to assemble was a team that won 50 games in regular season and conference tournament play. Every Martin team in the eight years at FSU has won at least 50 games. The 1987 club became the 10th straight to compete in NCAA post-season play.

For the second year in a row the club was built around an incredible amount of overall speed. The 1987 Florida State team broke the all-time record for stolen bases (187 set in 1986) and finished well into the 200's in that category. Seven Florida State players stole 10 or more bases, four swiped 20 or more and two were in the upper 30's.

"We did not hesitate to run in any situation," Martin says. "We had guys that can put so much pressure on the other club that we thrive on running the bases."

If ever a program has made a complete overhaul in a short period of time it is Florida State. Just five short years ago Jeff Ledbetter was smashing 42 home runs and the Seminoles hammered 131 round-trippers. Those FSU teams were built on pure power. But there was a six-year dry-spell when it came to earning that coveted trip to Omaha.

"The great baseball teams on any level are built on pitching, defense and team



speed," said Martin. "We needed a lot of improvement in those areas."

The 1987 club seemed to have an abundance of all three. The pitching was excellent. Led by All-American Richie Lewis, the FSU pitching staff kept its team earned run average in the low 3.00's, the lowest in a decade.

While this team didn't have the dominating one-two punch of Mike Loynd and Lewis in 1986, it had more depth. Three lefthanders, Chris Pollack, Jerry Nielsen and Rod Byerly, all were mainstays in the starting rotation along with Lewis. Righthanders Steve Kovensky and Ed Porcelli provided strong relief work all year long.

"In 1986 it was Loynd and Lewis and that was about it," said FSU pitching Coach Mike McLeod. "Then in '87 we had five or six guys we wouldn't hesitate to use in any situation. We've never been that deep in quality pitchers."

Florida State's defense was good as well. By whatever magic, Martin was able to replace last year's splendid double play duo with two guys who may have been better. Edwin Alicea (brother of Luis, who played second for FSU in '86) turned in an All-American season. He was near the club

lead in home runs and stolen bases and led the team in hits and runs scored. His defense was outstanding in spots.

Shortstop Rafael Bournigal might have been the best defensive player at that position in years. Although his bat is not what Bien Figueroa's was, his range and glove work were nothing short of phenomenal.

Veteran senior Jose Marzan was a fixture at first base and Martin called him "the best 'baseball player' I've had at Florida State in the 13 years I've been with the program."


Don Erickson was a good find at third base and despite getting off to an awful start at the plate, he was one of the hottest FSU batters during the final month.

The Florida State outfield had been somewhat up for grabs for much of the year but seemed to have found foundation in the home stretch. Deion Sanders and Ronald Lewis play football in the fall but they patrolled the Seminole outfield in the spring. Lewis was the regular centerfielder most of the year and Sanders seemed to have a home in right. Veterans Steve Taddeo (returnee from newcomer Marc Giordano all contributed to the outfield set.)

Probably no team in American could sport the two-deep catching duo of Ed Fulton and Barry Blackwell. Both were CWS veterans and when one was catching the other was employed as the designated hitter. Either could start behind the plate for almost any club in the country.

Florida State's season produced only a group of "Mini" winning streaks. Ironically, when the team started the year by winning its first seven games it would be the longest winning streak until the final week of the season. Twice the Seminoles won six in a row during stretches.

Perhaps more impressive though, is the fact that Florida State never lost more than two games in a row. And, a Seminole team hasn't lost three straight in better than 170 games dating back to 1985.



# 1987 Final Statistics

Record: 55-18 (.753); Home: 36-7 (.837); Away: 12-8 (.600); Neutral: 7-3 (.700); Metro: 19-4 (.826); Day: 31-9 (.775); Night: 24-9 (.727); Doubleheaders: 5-0-3; Against Other Conferences: 30-13 (.698) Against Independents: 7-5 (.583). Extra Innings: 3-5 (.375); One-Run Games: 7-6 (.538); Avg. Runs Per Game: FSU 7.9, OPP 4.4; Team ERA: FSU 3.40, OPP 6.73

Batting Name	Avg	G	AB	R	H	2b	3b	HR	RBI	TB	Current STRK	SB-SBA	BB	SO	HBP	S-SF	Fielding PO	AST	E	FA
GIORDANO, Marc	.382	58	123	22	47	11	1	10	35	90	8	3-4	29	29	1	0-0	28	0	0	1000
TADDEO, Steve	.357	60	168	43	60	17	3	2	39	89	0	18-27	27	24	0	2-2	71	5	2	974
ALICEA, Edwin	.346	73	289	79	100	15	4	16	48	171	1	39-47	51	49	3	1-6	155	169	21	939
FULTON, Ed	.342	72	225	69	77	9	2	19	70	147	2	9-14	77	34	2	3-5	355	31	9	977
BLACKWELL, Barry	.335	64	206	53	69	13	2	11	56	119	1	8-11	38	31	8	7-4	268	24	5	983
MARZAN, Jose	.316	73	263	75	83	15	3	16	65	152	1	39-45	62	23	1	7-5	575	51	11	983
FLOYD, Victor	.306	27	36	15	11	5	2	1	7	23	0	8-8	8	11	0	0-1	11	0	1	917
SKOUTELAKIS, Mike	.304	56	102	25	31	8	0	2	24	45	1	8-12	25	12	0	0-1	31	2	2	943
BOURNIGAL, Rafael	.281	73	235	53	66	9	2	2	35	85	0	22-33	46	28	0	7-2	95	213	20	939
SANDERS, Deion	.267	60	210	41	56	8	4	3	21	81	0	27-36	21	31	4	2-1	88	3	2	978
ERICKSON, Don	.261	73	264	49	69	9	1	8	49	104	3	14-20	38	37	7	3-2	56	117	24	878
CLAYBORNE, Greg	.259	42	58	4	15	0	0	1	11	18	0	2-5	4	14	0	2-0	26	1	2	931
LEWIS, Richie	.250	5	4	2	1	0	0	0	0	1	0	0-0	0	1	0	0-0				(with pitchers)
LEWIS, Ronald	.247	65	194	43	48	5	3	2	24	65	1	34-38	22	52	2	5-1	102	2	3	972
RUIDI, Mike	.226	22	31	3	7	0	0	1	7	10	0	0-1	7	10	1	0-0	32	0	1	970
EGERTSON, Jon	.200	7	5	1	1	1	0	0	3	2	0	0-0	0	0	0	0-1	1	9	1	090
PORCELLI, Ed	.000	2	2	1	0	0	0	0	0	0	0	0-0	0	0	0	0-0				(with pitchers)
WOODS, Willie	.000	2	2	0	0	0	0	0	0	0	0	0-0	0	0	0	0-0	0	0	0	—
TROXELL, Shawn	—	2	0	0	0	0	0	0	0	0	—	0-0	0	0	0	0-0	0	0	0	—
OTHERS	.500	6	2	1	1	0	0	0	1	1	—	1-2	3	1	0	0-0	0	0	0	1000
FLORIDA STATE	.307	73	2419	579	742	125	27	94	495	1203	—	232-303	458	387	29	39-31	1917	719	113	959
OPPONENTS	.241	73	2408	319	581	110	13	54	272	879	—	53-78	287	612	16	27-15	1835	824	155	945

Pitching Name	W-L	Save	ERA	APP	GS	CG	IP	R	ER	H	BB	SO	HB	WP	SHO	BLK	PICK OFFS	Fielding HR	PO	AST	E	FA	
BRADY, Mike	0-0	0	0.00	1	0	0	2.0	0	0	0	1	1	1	0	0	0	0	0	0	0	0	0	—
POLLACK, Chris	10-4	1	2.66	21	18	3	128.1	57	38	119	51	112	3	3	2	1	1	10	3	22	1	962	
WANISH, John	2-2	0	3.05	11	4	0	35.1	15	12	32	16	35	1	2	0	0	0	3	3	2	2	714	
LEWIS, Richie	15-4	2	3.06	23	19	7	150.0	67	51	107	88	196	7	14	0	1	5	14	5	31	4	900	
DUNBAR, Matt	1-1	0	3.09	9	2	0	20.1	9	7	15	14	16	0	1	0	0	0	0	0	3	0	1000	
BVERLY, Rod	9-4	5	3.37	29	12	1	109.1	51	41	105	18	96	0	3	0	1	4	12	7	13	0	1000	
NIELSEN, Jerry	10-2	0	3.42	18	15	3	97.1	53	37	89	54	103	2	11	0	1	3	9	1	9	0	1000	
KOVENSKY, Steve	2-0	3	4.11	22	1	0	35.0	19	16	39	18	25	1	6	0	0	1	2	0	3	2	600	
PORCELLI, Ed	6-1	3	4.40	24	2	1	49.0	30	24	52	17	17	1	3	0	1	0	2	2	6	0	1000	
THOMAS, Paul	0-0	0	5.40	3	0	0	3.1	2	2	8	2	3	0	0	0	0	0	1	0	1	0	1000	
ROBERTSON, Clay	0-0	0	10.81	3	0	0	3.1	5	4	6	2	1	0	1	0	0	0	1	0	0	0	1000	
SPYKER, Ron	0-0	1	19.31	7	0	0	4.2	11	10	9	6	7	0	4	0	0	0	1	0	1	0	1000	
OTHERS	0-0	0	0.00	1	0	0	1.0	0	0	0	0	0	0	0	0	0	0	0	1	0	0	1000	
FLORIDA STATE	55-18	15	3.40	172	73	15	639.0	319	242	581	287	612	16	48	3*	5	14	54	(Inc. in totals)				
OPPONENTS	18-55	8	6.73	209	73	9	611.2	579	458	742	458	387	29	64	0	11	14	94	(Inc. in totals)				


ATTENDANCE: Home 83,077 (40 dates-2,077); Away 69,691  
Total 190,428 (69 dates-2,760)


Left on Base: FSU 512, Opponents 514  
Passed Balls: FSU 8 (Fulton 6, Blackwell 2), Opponents 18  
Potential Base Stealers Thrown Out: FSU 25 (Fulton 14, Blackwell 11), Opponents  
Double Plays By: FSU 69\*, Opponents 66 (\*Includes one triple play)



# GAME BY GAME RESULTS

Date	Score	Winning Pitcher	Losing Pitcher	GW RBI	Attendance	Record
2/6 (H)	FSU 15, Samford 1	Pollack (1-0)	Reid (0-1)	Taddeo (1)	1612	1-0-0
2/7 (H)	FSU 9, Samford 1	Nielsen (1-0)	Carroll (0-1)	Fulton (1)	1470	2-0-0
2/12 (H)	FSU 4, Grambling 3	Porcelli (1-0)	Watkins (0-1)	Blackwell (1)	1537	3-0-0
2/13 (H)	FSU 9, Grambling 2	Byerly (1-0)	Shaw (0-1)	Bournigal (1)	2273	4-0-0
2/14 (H)	FSU 12, Grambling 6	Kovensky (1-0)	Watkins (0-2)	Erickson (1)	2675	5-0-0
2/17 (H)	FSU 4, Samford 1	Lewis (1-0)	Tuckler (0-2)	None	1171	6-0-0
2/18 (H)	FSU 7, Samford 2	Byerly (2-0)	Tolbert (0-1)	None	1011	7-0-0
2/20 (N)*	New Orleans 3, FSU 1	Muller (2-0)	Nielsen (1-1)	-----	7639	7-1-0
2/21 (N)	FSU 7, Tulane 5	Pollack (2-0)	Rowley (0-1)	Blackwell (2)	10,879	8-1-0
2/22 (N)	FSU 2, LSU 1	Lewis (2-0)	Guthrie (0-1)	Taddeo (1)	9545	9-1-0
2/28 (h)m	FSU 7, Southern Miss 2	Lewis (3-0)	Lindsey (1-1)	Taddeo (2)	DH	10-1-0
2/28 (H)m	FSU 10, Southern Miss 4	Byerly (4-0)	Gessner (0-2)	Taddeo (3)	2511	11-1-0
3/1 (H)m	Southern Miss 11, FSU 8	Cameron (1-0)	Porcelli (1-1)	-----	2212	11-2-0
3/3 (H)	FSU 10, Ball State 3	Porcelli (2-1)	Shebek (0-1)	Taddeo (4)	1396	12-2-0
3/4 (H)	FSU 9, Ball State 2	Byerly (4-0)	Throgmrtm (0-1)	Blackwell (3)	1477	13-2-0
3/5 (H)	FSU 14, Ball State 10	Porcelli (3-1)	Burghardt (0-1)	None	1462	14-2-0
3/8 (H)	FSU 13, South Florida 4	Lewis (4-0)	Bolton (1-3)	None	2073	15-2-0
3/8 (H)	South Florida 5, FSU 4	Watkins (2-0)	Byerly (4-1)	-----	2800	15-3-0
3/10 (A)	South Florida 5, FSU 2	Fagnano (5-0)	Pollack (2-1)	-----	2551	15-4-0
3/11 (A)	FSU 17, South Florida 1	Lewis (5-0)	Eiland (2-1)	Blackwell (4)	1257	16-4-0
3/13 (H)m	FSU 8, Austin Peay 3	Byerly (5-1)	Greenwood (0-2)	Alicea (1)	1190	17-4-0
3/14 (H)m	FSU 15, Austin Peay 0	Nielsen (2-1)	Waldrop (1-1)	Blackwell (5)	1580	18-4-0
3/15 (H)m	FSU 26, Austin Peay 1	Pollack (3-1)	Plunk (0-2)	Fulton (2)	1942	19-4-0
3/16 (H)	FSU 9, UNC-Charlotte 1	Lewis (6-0)	Poplin (0-2)	Fulton (3)	1504	20-4-0
3/17 (H)	FSU 14, UNC-Charlotte 5	Byerly (6-1)	Hill (1-1)	Marzan (1)	1019	21-4-0
3/19 (A)m	South Alabama 7, FSU 3	Penry (1-0)	Nielsen (2-2)	-----	1169	21-5-0
3/21 (A)m	Southern Miss 3, FSU 1	Wagner (3-1)	Pollack (3-2)	-----	DH	21-6-0
3/21 (A)m	FSU 4, Southern Miss 2	Lewis (7-0)	Lindsey (2-3)	Skoutelakis (1)	1035	22-6-0
3/22 (A)m	FSU 13, Southern Miss 9	Byerly (7-1)	Gessner (2-3)	Lewis (1)	2107	23-6-0
3/24 (H)	FSU 12, Central Fla. 4	Lewis (8-0)	Turner (5-2)	Lewis (2)	871	24-6-0
3/25 (H)	FSU 4, Central Fla. 3	Nielsen (3-2)	Ahern (4-4)	Skoutelakis (2)	1196	25-6-0
3/28 (A)m	FSU 4, Memphis State 1	Lewis (9-0)	Newcomb (1-5)	Skoutelakis (3)	DH	26-6-0
3/28 (A)m	FSU 8, Memphis State 0	Pollack (4-2)	Walker (1-1)	Fulton (4)	875	27-6-0
3/29 (A)m	Memphis State 5, FSU 4(10)	Byrd (3-0)	Byerly (7-2)	-----	520	27-7-0
3/31 (A)m	FSU 7, Georgia Tech 5	Nielsen (4-2)	Poole (1-1)	Skoutelakis (4)	1380	28-7-0
4/1 (A)m	FSU 10, Georgia Tech 8	Lewis (10-0)	Drake (4-2)	None	1410	29-7-0






Date	Score	Winning Pitcher	Losing Pitcher	GW RBI	Attendance	Record
4/4 (H)	Georgia 6, FSU 5	Broadfoot (4-2)	Byerly (7-3)	-----	2556	29-8-0
4/5 (H)	Georgia 4, FSU 3	Carpenter (3-1)	Pollack (4-3)	-----	2892	29-9-0
4/7 (H)	FSU 9, Jacksonville 3	Nielsen (5-2)	Shapiro (1-1)	None	1349	30-9-0
4/8 (H)	FSU 9, Jacksonville 7	Porcelli (4-1)	Ausanio (1-1)	Blackwell (6)	1631	31-9-0
4/10 (H)	FSU 14, Miami 3	Lewis (11-0)	Majer (2-4)	Fulton (5)	5187	32-9-0
4/11 (H)	Miami 11, FSU 6	Sheary (6-3)	Pollack (4-4)	-----	5405	32-10-0
4/12 (H)	Miami 11, FSU 10(11)	Majer (3-4)	Lewis (11-1)	-----	4629	32-11-0
4/14 (H)	FSU 12, Florida 6	Pollack (5-4)	Brewer (0-2)	Clayborne (1)	2663	33-11-0
4/15 (H)	FSU 14, Florida 11	Dunbar (1-0)	McAndrew (2-2)	Marzan (2)	3133	34-11-0
4/16 (H)	FSU 9, South Alabama 4	Byerly (8-3)	Lentz (0-1)	Sanders (1)	1437	35-11-0
4/18 (H)m	FSU 6, Memphis State 4	Lewis (12-1)	Covington (3-2)	Blackwell (7)	DH	36-11-0
4/18 (H)m	FSU 7, Memphis State 6	Kovensky (2-0)	Byrd (4-2)	Erickson (1)	2261	37-11-0
4/19 (H)m	FSU 7, Memphis State 5	Nielsen (6-2)	Cook (2-4)	Fulton (6)	1407	38-11-0
4/23 (A)	Central Fla. 8, FSU 5	Ahern (7-7)	Byerly (8-4)	-----	2086	38-12-0
4/24 (A)	FSU 9, Jacksonville 8 (12)	Pollack (6-4)	Ausanio (2-2)	Alicea (2)	1496	39-12-0
4/25 (A)	FSU 11, Jacksonville 10 (10)	Wanish (1-0)	DiRienzo (3-4)	Bournigal (2)	1950	40-12-0
5/1 (A)	Miami 4, FSU 3 (10)	Gibbons (3-1)	Wanish (1-1)	-----	4126	40-13-0
5/2 (A)	FSU 6, Miami 4 (11)	Byerly (9-4)	Vespe (1-1)	Giordano (1)	4585	41-13-0
5/3 (A)	FSU 8, Miami 6	Nielsen (7-2)	Majer (4-5)	Blackwell (8)	3161	42-13-0
5/5 (A)	Florida 10, FSU 5	Sebree (7-5)	Dunbar (1-1)	-----	943	42-14-0
5/6 (A)	Florida 7, FSU 5	Johnson (3-1)	Lewis (12-2)	-----	961	42-15-0
5/8 (H)	FSU 6, Mercer 2	Neilsen (8-2)	Shaner (1-4)	Marzan (3)	1286	43-15-0
5/9 (H)	FSU 14, Mercer 2	Pollack (7-4)	Braxton (7-5)	None	914	44-15-0
5/9 (H)	FSU 8, Mercer 3	Lewis (13-2)	Fallin (3-2)	Blackwell (9)	1785	45-15-0
5/13 (N)M	FSU 9, Louisville 2	Nielson (9-2)	Grimes (3-11)	Bournigal (3)	1637	46-15-0
5/14 (N)M	FSU 5, Virginia Tech 4	Porcelli (5-1)	Hartness (2-3)	Taddeo (5)	875	47-15-0
5/15 (A)M	FSU 9, South Carolina 5	Lewis (14-2)	Menhart (6-3)	Alicea (3)	6181	48-15-0
5/16 (N)M	FSU 5, Southern Miss 1	Porcelli (6-1)	Lindsay (8-9)	Lewis (3)	412	49-15-0
5/16 (N)M	FSU 6, Cincinnati 3	Wanish (2-1)	Pascarella (2-2)	Sanders (2)	911	50-15-0
5/21 (H)R	FSU 10, E. Carolina 5	Pollack (8-4)	Smith (10-6)	Fulton (7)	2395	51-15-0
5/22 (H)R	FSU 5, Miami 2	Lewis (15-2)	Sheary (9-5)	Blackwell (10)	2682	52-15-0
5/23 (H)R	FSU 12, S. Alabama 3	Nielsen (10-2)	Penry (4-5)	Fulton (7)	3119	53-15-0
5/24 (H)R	S. Alabama 6, FSU 3	Fuller (6-3)	Wanish	-----	3195	53-16-0
5/24 (H)R	FSU 9, S. Alabama 2	Pollack (9-4)	Stratton (5-3)	Blackwell (11)	1301	54-16-0
5/29 (WS)	LSU 6, FSU 2 (10)	Patterson (10-2)	Lewis (15-3)	-----	11,194	54-17-0
5/31 (WS)	FSU 3, Arizona State 0	Pollack (10-4)	Schwabe (12-7)	Erickson (2)	11,000	55-17-0
6/3 (WS)	Texas 6, FSU 4	Krippner (14-1)	Lewis (15-4)	-----	12,360	55-18-0

\*Busch Challenge @ Superdome; m-Conference games; M-Metro Tournament games; R-NCAA Atlantic Regional; WS-College World Series



# SEMINOLES IN THE NCAA

College World Series 1987 — Rosenblatt Stadium, Omaha, Nebraska



## COLLEGE WORLD SERIES BOXES

### GAME #2 LSU 6, FLORIDA STATE 2

Louisiana State				Florida State					
AB	R	H	RBI	AB	R	H	RBI		
Galy 2B	4	1	1	2	Alicea 2B	5	0	1	0
Cunningham SS	4	1	0	0	Marzan 1B	5	0	0	0
Voigt RF	5	0	3	2	Fulton DH	3	0	0	0
Faulkner C	5	0	0	0	Taddeo PH	1	0	0	0
Bush 1B	3	1	0	0	Blackwell C	4	1	2	1
Vasquez 3B	4	1	2	0	Erickson 3B	4	0	1	0
J. Lewis DH	2	0	0	0	Skoutelakis LF	4	1	1	0
Belle PH/DH	2	0	0	0	Sanders RF	3	0	1	0
Papajohn CF	3	1	1	2	Bournigal SS	4	0	1	0
Hartwig LF	4	1	0	0	Ronald Lewis CF	2	0	0	0
Patterson P	0	0	0	0	Giordana PH	1	0	1	1
Manuel P	0	0	0	0	Richie Lewis P	0	0	0	0
					Beyerly P	0	0	0	0
<b>TOTALS</b>	<b>36</b>	<b>6</b>	<b>7</b>	<b>6</b>	<b>TOTALS</b>	<b>36</b>	<b>2</b>	<b>8</b>	<b>2</b>

LOUISIANA STATE 0 0 0 0 1 0 0 0 0 5-6 7 1  
FLORIDA STATE 0 0 0 0 0 0 0 1 1-2 0 2

Game Winning RBI—Papajohn. E—Ronald Lewis, Richie Lewis, Vasquez.  
DP—Florida State 2, LOB—Louisiana State 4, Florida State 6. 2B—Vasquez,  
Skoutelakis, Bournigal. 3B—Voigt 2. HR—Blackwell (11). SB—Papajohn (18).  
CS—Alicea, Sanders. SH—Papajohn, Ronald Lewis.

	IP	H	R	ER	BB	SO
Patterson (W, 10-2)	9.1	7	2	2	0	6
Manuel (L, 9)	0.2	1	0	0	0	2
Lewis (L, 15-3)	9.2	7	6	1	3	12
Beyerly	0.1	0	0	0	0	0

WP—Lewis. Balk—Lewis. HBP—Sanders by Patterson. U—Bible, Christal, Nelson, Garman. T—100. A—11,194. Patterson pitched to two batters in the tenth.

### GAME #5 FLORIDA STATE 3, ARIZONA ST. 0

Florida State				Arizona State					
AB	R	H	RBI	AB	R	H	RBI		
Alicea 2B	3	0	0	0	Finn CF	4	0	2	0
Marzan 1B	1	1	0	0	Emay 2B	4	0	0	0
Fulton C	4	1	1	2	Benjamin SS	3	0	1	0
Blackwell DH	4	1	0	0	Peralta DH	3	0	0	0
Giordano LF	4	0	1	0	Mattia PH	1	0	0	0
Erickson 3B	4	0	1	1	Dyson 1B	3	0	0	0
Sanders RF	4	0	2	0	Spehr C	3	0	1	0
Bournigal SS	3	0	1	0	Buttolo LF	4	0	1	0
Ro Lewis CF	2	0	0	0	Bridge RF	4	0	1	0
Pollack P	0	0	0	0	Dombrowski 3B	3	0	0	0
					Schwabe P	0	0	0	0
					Ingram P	0	0	0	0
<b>TOTALS</b>	<b>31</b>	<b>3</b>	<b>6</b>	<b>1</b>	<b>TOTALS</b>	<b>32</b>	<b>0</b>	<b>6</b>	<b>0</b>

FLORIDA STATE 0 0 0 0 0 0 1 2 0-3 6 4  
ARIZONA STATE 0 0 0 0 0 0 0 0 0-0 6 1

Game Winning RBI—Erickson. E—Marzan, Bournigal, Alicea, Erickson, Emay. LOB—Florida State 4, Arizona State 8. DP—Florida State 3. 3B—Benjamin. HR—Fulton (18). SB—Ro Lewis (32). Sanders (27). Alicea (19). CS—Bournigal.

	IP	H	R	ER	BB	SO
Pollack (W, 10-4)	9.0	6	0	0	2	7
Schwabe (L, 12-7)	7.2	6	3	2	3	2
Ingram	1.1	0	0	0	0	0

HBP—Benjamin by Pollack. U—Garman, Rountree, Bible, Rosenberry. T—224. A—11,000 (FS1).

### GAME #10 TEXAS 6, FLORIDA ST. 0

Texas				Florida State					
AB	R	H	RBI	AB	R	H	RBI		
Westbrooks CF	4	1	1	1	Alicea 2B	5	1	2	1
Kerlin SS	5	0	0	0	Marzan 1B	4	0	1	0
Cisarik 1B/RF	4	1	1	0	Fulton DH	4	1	1	1
Coolbaugh 3B	5	2	2	1	Blackwell C	4	0	1	0
Garner RF	5	0	1	0	Giordano LF	5	1	3	0
Bell 1B	0	0	0	0	Erickson 3B	5	1	2	1
Haney 2B	5	1	2	1	Sanders RF	4	0	0	0
Patrick DH	4	0	2	2	Bournigal SS	4	0	0	0
Crockett LF	4	1	0	0	Ron Lewis CF	2	0	1	0
Johnson C	4	0	1	1	Richie Lewis P	0	0	0	0
Petkovsek P	0	0	0	0	Beyerly P	0	0	0	0
Krippner P	0	0	0	0					
<b>TOTALS</b>	<b>40</b>	<b>6</b>	<b>10</b>	<b>6</b>	<b>TOTALS</b>	<b>37</b>	<b>4</b>	<b>11</b>	<b>3</b>

TEXAS 1 0 1 0 0 0 0 2 0 2-6 10 1  
FLORIDA STATE 1 0 0 0 0 0 2 0 0-4 11 0

Game Winning RBI—Coolbaugh. E—Westbrooks. LOB—Texas 8, Florida State 9. DP—Texas 1. 2B—Johnson, Haney, Giordano, Coolbaugh, Patrick. 3B—Marzan. HR—Westbrooks (2), Fulton (19), Alicea (16). SB—Westbrooks (22), Ron Lewis (23), Coolbaugh (8), Cisarik (15). SH—Sanders. CS—Sanders.

	IP	H	R	ER	BB	SO
Petkovsek	7	10	4	3	4	7
Krippner (W, 14-1)	3	1	0	0	1	3
Richie Lewis (L, 15-4)	9.2	10	6	6	3	13
Beyerly	0.1	0	0	0	0	0

Petkovsek pitched to two batters in eighth. HBP—Westbrooks by Richie Lewis. PB—Johnson. U—Rosenberry, Bible, Rountree, Nelson. T—333. A—12,360.

## 1987 NCAA Atlantic Region Baseball Tournament

### GAME 1

Florida State 10, East Carolina 5

Florida State 120 200 302 — 10 11 0  
 East Carolina 002 000 030 — 5 6 3

Pollack, Porcelli (8), Byerly (8) and Fulton; Smith, Berckman (4), Van Deventer (8) and Cauble.

WP-Pollack (8-4); LP-Smith (10-6).  
 HR-Thomas (East Carolina); Giordano (FSU).

### GAME 2

South Alabama 2, Central Michigan 0

South Alabama 000 200 000 — 2 4 1  
 Central Michigan 000 000 000 — 0 7 2

Fuller and Farmer; Rambo and Huntley.  
 WP-Fuller (5-3); LP-Rambo (7-6).

### GAME 3

Georgia Southern 11, Miami 6

Ga. Southern 001 301 006 — 11 14 4  
 Miami 400 001 100 — 6 4 2

Richardson and McNeill; Grahe, Lee (4), Gibbons (9), Bruckner (9) and DeKock.

WP-Richardson (12-5); LP-Lee (3-4).

### GAME 4

Central Michigan 17, East Carolina 9

C. Michigan 232 208 000 — 17 17 2  
 E. Carolina 000 220 401 — 9 11 5

Noch, Conners (8) and Huntley; Peterson, Jacobs (3), Van Deventer (6), Jenkins (6) and Cauble, Conde (8).

WP-Noch (7-2); LP-Peterson (3-4).  
 HR-Brown (E. Carolina) (7).

### GAME 5

Florida State 5, Miami 2

Miami 200 000 000 — 2 4 1  
 Fla. State 005 000 00x — 5 5 0

Sheary and DeKock; Lewis and Blackwell.

WP-Lewis (15-2); LP-Sheary (9-5).

### GAME 6

South Alabama 6, Georgia Southern 1

South Alabama 001 001 004 — 6 8 0  
 Ga. Southern 000 001 000 — 1 6 2

Buss, Spencer (6), Stratton (8), Glover (8) and Farmer; Hoffman, Hendricks (9) and McNeill.

WP-Buss (6-3); LP-Hoffman (7-6); S-Glover (4).  
 HR-Gonzalez (USA) (7).

### GAME 7

Georgia Southern 3, Central Michigan 1

Ga. Southern 000 003 000 — 3 11 2  
 C. Michigan 000 010 000 — 1 6 0

Meier and McNeill; McDonald and Sellers.

WP-Meier (5-8); LP-McDonald (8-3).

### GAME 8

Florida State 12, Southern Alabama 3

Florida State 201 161 001 — 12 13 0  
 South Alabama 001 001 010 — 3 8 3

Nielsen, Kovensky (8) and Blackwell; Penry, Spencer (5), Glover (5) and Farmer.

WP-Nielsen (10-2); LP-Penry (4-5).  
 HR-Sanders (FSU) (3); Fulton (FSU) (16); Maksudian (USA) (11).

### GAME 9

South Alabama 3, Georgia Southern 0

South Alabama 000 000 210 — 3 6 1  
 Ga. Southern 000 000 000 — 0 4 0

Wilson and Farmer; Jay, Hendricks (7), Chapman (8) and McNeill.

WP-Wilson (5-6); LP-Jay (4-3).  
 HR-Maksudian (USA) (12).

### GAME 10

South Alabama 6, Florida State 3

Florida State 000 003 000 — 3 5 2  
 S. Alabama 002 012 01X — 6 10 2

Wanish, Byerly (6), Kovensky (8) and Blackwell, Angelos, Fuller (6) and Farmer.

WP-Fuller (6-3); LP-Wanish (2-2).  
 HR-Maksudian (USA) (13); Fulton (FSU) (17).

### GAME 11

Florida State 9, South Alabama 2

S. Alabama 100 010 000 — 2 7 3  
 Florida State 340 100 01X — 9 8 0

Stratton, Spencer (1), Fuller (4) and Farmer, Maksudian (3); Pollack, Byerly (6) and Fulton.

WP-Pollack (9-4); LP-Stratton (5-3).  
 HR-Maksudian (USA) (14); Giordano (FSU) (10).



# SEMINOLES AND THE METRO

## FINAL 1987 BASEBALL STANDINGS

TEAM	Metro Regular Season			Overall			
	W	L	PCT.	W	L	T	PCT.
South Carolina	13	1	.929	39	14	0	.736
Florida State	14	4	.778	55	18	0	.753
Virginia Tech	9	5	.643	32	16	1	.663
Memphis State	9	9	.500	33	23	1	.588
So. Mississippi	7	11	.389	37	25	0	.597
Cincinnati	5	8	.385	31	21	0	.596
Louisville	1	14	.067	12	36	0	.250

## 1987 ALL-CONFERENCE TEAM

P— Brad Duvall, Virginia Tech	3B— Rodney Bright, Memphis St.
Richie Lewis, Florida State	Casey Waller, Virginia Tech
Chris Wagner, Southern Miss.	OF— Jeff Burkhart, Louisville
Lee Whatley, South Carolina	Mike Hammett, Memphis St.
C— Mac Duncan, Southern Miss.	Chris Marable, Memphis St.
Ed Fulton, Florida State	Mike Moreland, Southern Miss.
Mark Martin, Cincinnati	Dave Smyth, South Carolina
1B— John Brooks, Louisville	John Young, Cincinnati
Jose Marzan, Florida State	DH— Barry Blackwell, Florida State
2B— Pat Abbatiello, Cincinnati	Trey McCoy, Virginia Tech
Edwin Alicea, Florida State	UT— Charlie Aldrich, South Carolina
SS— Jeff Barns, South Carolina	Bubba Burr, Memphis St.
Steve Scott, Memphis State	Doug Cronk, Southern Miss.

## 1987 ALL-TOURNAMENT TEAM

P— Richie Lewis, Florida State	Mike Kinnett, Cincinnati
Ed Porcelli, Florida State	Jose Marzan, Florida State
C— Barry Blackwell, Florida State	OF— Alan El-Amin, Virginia Tech
Joe Vieni, Virginia Tech	Deion Sanders, Florida State
IF— Edwin Alicea, Florida State	John Young, Cincinnati
Doug Cronk, Southern Miss.	John Zaksek, Cincinnati
Brian Henderson, Virginia Tech	DH— Kerry Byrne, Cincinnati
	MVP: Ed Porcelli, Florida State

## ALL-TIME TOURNAMENT RESULTS

Year	Site	Champion	Outstanding Player
1976	Memphis	Memphis State	Ron McNeely, Memphis St.
1977	Memphis	Florida State	Terry Kennedy, Florida St.
1978	Tallahassee	Memphis State	Terry Pressgrove, Memphis St.
1979	Tallahassee	Tulane	Ken Francingues, Tulane
1980	Tallahassee	Florida State	Mike Fuentes, Florida St.
1981	Tallahassee	Florida State	Mike Fuentes, Florida St.
1982	Tallahassee	Tulane	Eric Lane, Tulane
1983	Tallahassee	Florida State	Danny Dowell, Florida St.
1984	Tallahassee	Florida State	Jody Reed, Florida St.
1985	Tallahassee	Florida State	Richie Lewis, Florida St.
1986	Tallahassee	Florida State	Mike Loynd, Florida St.
1987	Columbia	Florida State	Ed Porcelli, Florida St.

## 1987 METRO TOURNAMENT RESULTS

First Round:	Memphis State 10, Southern Mississippi 1 Virginia Tech 2, Cincinnati 1 Florida State 9, Louisville 2
Second Round:	Cincinnati 8, Louisville 6 Florida State 5, Virginia Tech 4 South Carolina 6, Memphis State 2
Third Round:	Southern Mississippi 14, Virginia Tech 9 Cincinnati 13, Memphis State 1 Florida State 9, South Carolina 5
Fourth Round:	Cincinnati 19, South Carolina 4 Florida State 5, Southern Mississippi 1 Florida State 6, Cincinnati 3

## FLORIDA STATE'S ALL TOURNAMENT PICKS

Chip Bifano	1977	Ken Fischer	1980	Eric Mangham	1984
Joe Hicks	1977	Mike Yastrzemski	1981-83	Luis Alicea	1984
Terry Kennedy	1977	Joe Licata	1981	Vince Calandra	1984
Larry Jones	1977	Don DeLoach	1981	Doug Little	1984-86
Ron Traylor	1978	Chris Cawthon	1982	Jimmy Jones	1985
Bob Benda	1978	Mark Lacy	1982	Richie Lewis	1985
Dave Mobley	1978	Jamey Shouppe	1982	Mike Loynd	1986
Brooks Caery	1978	Frank Fazzini	1983-85	Edwin Alicea	1987
Mike Fuentes	1979-80-81	Jody Reed	1983-84	Barry Blackwell	1987
Bruce Huff	1979	Mark Barineau	1983	Richie Lewis	1987
Craig Patterson	1979	Danny Dowell	1983	Jose Marzan	1987
Jeff Ledbetter	1979-81-82	David Smalley	1983	Ed Porcelli	1987
Lionel Martinez	1980-81	Jeff Gray	1983-84	Deion Sanders	1987
Rick Figueredo	1980-83	Paul Sorrento	1984-86		