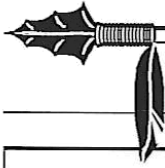
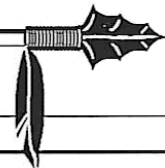


YEAR-BY-YEAR RECORDS

Year	Coach	Captains	W	L	T	Runs	Opp.	BA	Opp.
1948	Charlie Armstrong	Ron Nettles	9	8	0	101	121	NA	NA
1949	Charlie Armstrong	Sam Cox	11	8	0	126	103	NA	NA
1950	Charlie Armstrong	Bob Trowbridge	13	7	0	122	104		
1951	Charlie Armstrong	Augie Pompelia	16	6	0	161	97	.292	.234
1952	Ralph Matherly	Bob Trowbridge	17	4	0	158	72	.266	.188
1953	Ralph Matherly	Cooter Mills	13	10	1	156	254	NA	NA
1954	Ralph Matherly	Bob Hudson	13	8	0	164	102	.269	NA
1955	Danny Litwhiler	Billy Campbell	17	6	0	189	98	.321	NA
		Bob Hudson							
1956	Danny Litwhiler	Max Long	25	7	0	244	121	.295	NA
1957	Danny Litwhiler	Carlee Hendrix	22	9	0	232	120	.297	NA
1958	Danny Litwhiler	Dick Howser	20	7	0	198	104	.295	.208
1959	Danny Litwhiler	Dale Koch	22	11	0	258	166	.282	.231
1960	Danny Litwhiler	Ray Bazzell	13	9	0	183	136	.313	.254
1961	Danny Litwhiler	Frank Davis	21	7	0	203	238	.301	.256
		Jack Dull							
1962	Danny Litwhiler	Ray McShane	23	14	0	254	221	.296	.258
		Bob Madison							
1963	Danny Litwhiler	Al Beccaccio	26	13	0	250	151	.278	.213
1964	Fred Hatfield	Jim Reed	23	13	0	244	171	.273	.247
1965	Fred Hatfield	Gerry Chmielewski	32	11	1	305	179	.281	.253
1966	Fred Hatfield	Dick Fernadez	39	13	0	417	192	.294	.214
1967	Fred Hatfield	Roy Mewbourne	32	14	0	214	155	.234	.220
1968	Fred Hatfield	Chuck Cone	35	6	0	291	120	.284	.215
		Bob Canty							
1969	Jack Stallings	Dick Gold	38	13	1	303	158	.273	.219
		Mike Easom							
1970	Jack Stallings	Dick Nichols	49	9	1	261	144	.277	.186
1971	Jack Stallings	Harry Saferight	41	16	0	341	208	.282	.208
		Ron Cash							
1972	Jack Stallings	Ken Doria	45	23	0	473	325	.291	.251
		Mike Scarce							
1973	Jack Stallings	John Librandi	38	21	0	331	218	.239	.218
		Denny Williams							
1974	Jack Stallings	Randy Davidson	37	25	0	320	269	.268	.232
1975	Woody Woodward	Randy Davidson	49	10	0	371	162	.300	.198
1976	Woody Woodward	Craig Eaton	40	16	0	467	228	.302	.210
1977	Woody Woodward	Larry Jones	37	13	0	459	375	.271	.231
1978	Woody Woodward	Brooks Carey	44	18	0	457	303	.309	.269
		Greg Jones							
1979	Dick Howser	Craig Patterson	43	17	1	494	272	.319	.277
1980	Mike Martin	Don DeLoach	51	12	0	630	306	.327	.281
		Craig Ramsey							
1981	Mike Martin	Mike Fuentes	56	23	0	638	407	.303	.273
		Rick Hatcher							
1982	Mike Martin	Jeff Ledbetter	56	17	1	752	375	.327	.243
1983	Mike Martin	Mike Yastrzemski	55	18	1	737	574	.302	.243
		Rick Figueredo							
1984	Mike Martin	Jody Reed	55	29	0	644	464	.291	.265
		Jeff Gray							
1985	Mike Martin	Frank Fazzini	59	23	0	786	406	.330	.245
		Jimmy Jones							
1986	Mike Martin	Luis Alicea	61	13	0	655	333	.325	.244
		Doug Little							
		Mike Loynd							
1987	Mike Martin	Ed Fulton	55	18	0	579	319	.307	.241
		Jose Marzan							



TEAM RECORDS



GAMES PLAYED:

Most in Season - 84, 1984
Fewest in Season - 17, 1948

VICTORIES:

Most in Season - 61, 1986 (61-13)
Fewest in Season - 9, 1948 (9-8)

WINNING PERCENTAGE:

Highest in Season - .854, 1968 (35-6)
Lowest in Season - .529, 1948 (9-8)

WINNING STREAK:

Longest - 21, 1968 (March 23-April 4) and
21, 1969 (March 29-April 4)

LOSING STREAK:

Longest in Season - 5, 1974 and 1985

ATTENDANCE:

Single Home Game - 6145 vs. Miami, 1986
3-game series - 16,151 vs. Miami, 1986
2-game series - 7,852 vs. Florida, 1986
Single Season - 118,897, 1986 (45 dates)
Single Season, all games - 231,511, 1986 (68 dates, World Series included)

SHUTOUTS:

Fewest Times Shutout in Season - 0, 1985 (82 games) and other years with fewer games
Most Times Shutout in Season - 5, 1974
Longest Streak Without Being Shutout - 174, 1984 - present
Most Recorded in Season - 15, 1970 (59 games) and 15, 1975 (59 games)
Most Consecutive - 4, 1970 and 4, 1973
Consecutive Scoreless Innings - 40, 1973

EXTRA INNING GAMES:

Most in Season - 6, 1974 and 6, 1981
Longest Game - 15 innings, Several occasions

AT-BATS:

Most in Game - 53, vs. Hawaii, 1977
Both Teams - 107, vs. Hawaii, 1977 (FS 53, H 54)
Most in Season - 2,872 1985 (82 games)
Fewest in Season - 752, 1951 (18 games)
Most Plate Appearances in Inning - 19, vs. Cleveland State, 1982 and 19, vs. Jacksonville, 1976

RUNS:

Most in Inning - 16 vs. Cleveland State, 1982
Most in Game - 31, Georgia State, 1982 (6 innings)
Most Allowed in Game - 24, vs. Clemson, 1959
Most Combined - 39, vs. Cleveland State, 1982 (FS 24, CS 15) and 39, vs. Georgia State, 1984 (FS 26, GS 13)
Largest Winning Margin - 26, vs. Dayton, 1981 (FS 26, D 2)
Largest Losing Margin - 22, vs. Clemson, 1959 (C 24, FS 2)
Most in Season - 752, 1982
Most Allowed in Season - 464, 1984
Fewest in Season - 101, 1948 (17 games)
Fewest Allowed in Season - 72, 1952 (21 games)

HITS:

Most in Inning - 11, vs. Jacksonville, 1976 and 11, vs. Missouri-Rolla, 1980
Most Allowed in Inning - 8, South Florida, 1974
Most in Game - 23, Mississippi State, 1966; 23, Florida, 1979; 23, Georgia State, 1982 (2/14); 23 vs. Georgia State, 1982 (4/4); vs. Jacksonville, 1986 (4/8)
Most Allowed in Game - 23, Nevada - Las Vegas, 1978
Most in Season - 947, 1985 (82 games)
Most Allowed in Season - 756, 1984
Fewest in Season - 186, 1952 (21 games)
Fewest Allowed in Season - 130, 1952 (21 games)

DOUBLES:

Most in Game - 8, vs. Brooklyn College, 1980
Most Allowed in Game - 6, several times
Most Combined - 10, vs. Cleveland State, 1982 (FS 5, CS 5)
Most in Season - 159, 1982 (74 games)
Most Allowed in Season - 133, 1984 (84 games)
Fewest in Season - 24, 1951 (18 games)
Fewest Allowed in Season - 19, 1951 (18 games)

TRIPLES:

Most in Game - 5, vs. Western Kentucky, 1968 and 5, vs. Georgia State, 1982
Most Allowed in Game - 3, several times
Most Combined - 5, vs. Western Kentucky, 1968 (FS 5, WK 0) and 5, vs. Georgia State, 1982 (FS 5, GS 0)
Most in Season - 35, 1969 (52 games) and 35, 1972 (68 games)

HOME RUNS:

Most in Game - 7, vs. Missouri-Rolla, 1980 and 7, vs. Georgia State, 1982
Most Allowed in Game - 6, vs. Southern Miss., 1986
Most Combined - 8, vs. Georgia State, 1982 (FS 7, GS 1) and 8, vs. Georgia Southern, 1984 (FS 5, GS 3) and Southern Miss, 1986 (FS 2, SM 6)
Most in Season - 146, 1985 (82 games)
Most Allowed in Season - 82, 1984 (84 games)
Fewest in Season - 3, 1954 (21 games)
Fewest Allowed in Season - 4, 1951 (18 games)
Most Grandslams - 7, 1984 (84 games)

TOTAL BASES:

Most in Game - 51, vs. Georgia State, 1982
Most Combined - 75, vs. Georgia State, 1982 (FS 51, GS 24)
Most in Season - 1,580, 1985 (82 games)
Fewest in Season - 250, 1952 (21 games)

SLUGGING PERCENTAGE:

Highest in Season - .568, 1982 (74 games)

RUNS BATTED IN:

Most in Game - 27, vs. Georgia State, 1982
Most Combined - 32, vs. Georgia State, 1982 (FS 27, GS 5) and 32, vs. Cleveland State, 1982 (FS 23, CS 9)
Most in Season - 698, 1985 (82 games)

BASE ON BALLS:

Most in Game - 20, vs. Cleveland State, 1982
Most Allowed - 18, vs. Stetson, 1976
Most Combined - 26, vs. Valdosta State, 1980 (FS 10, S 16)
Most in Season - 555, 1984
Most Allowed in Season - 340, 1972 (68 games)
Fewest in Season - 93, 1955 (22 games)

**STRIKEOUTS:**

Most in Game - 18, vs. Georgia, 1968
Most Recorded in Game - 25, vs. Furman, 1956
Most Combined - 29, vs. Georgia, 1968 (FS 18, G 11) and 29, vs. Georgia Southern, 1970 (GS 16, FS 13)
Most Recorded in Season - 718, 1986 (74 games)
Fewest in Season - 93, 1955 (22 games)
Fewest Recorded in a Season - 126, 1954 (21 games)

BATTING AVERAGE:

Highest in Season - .337, 1980 (63 games)
Highest Allowed in Season - .281, 1980 (63 games)
Lowest in Season - .237, 1967 (46 games)
Lowest Allowed in Season - .186, 1970 (59 games)

STOLEN BASES:

Most in Game - 11, vs. Stetson, 1957 and 11 vs. Richmond, 1986
Most Allowed in Game - 13, vs. Stetson, 1973
Most Combined - 13, vs. Stetson, 1973 (FS 0, S 13)
Most in Season - 184, 1986 (74 games)
Most Allowed in Season - 98, 1984 (84 games)
Fewest in Season - 20, 1954 (21 games)
Fewest Allowed in Season - 7, 1962 (28 games) and 7, 1968 (41 games)

PUTOUTS:

Most in Season - 2212, 1984 (84 games)

ASSISTS:

Most in Season - 1126, 1984 (84 games)
Fewest in Season - 226, 1960 (22 games)

Errors:

Most in Game - 8, vs. Florida, 1986
Most in by Opponent - 8, several times, latest Jacksonville, 1985
Most Combined - 12, vs. Georgia State, 1984 (FS 4, GS 8)
Most in Season - 167, 1984 (84 games)
Most by Opponent in Season - 184, 1984 (84 games)

FIELDING AVERAGE:

Highest in Season - .965, 1979 (61 games)
Lowest in Season - .915, 1959 (33 games)

DOUBLE PLAYS:

Most in Game - 4, many times, latest vs. Memphis State, 1986
Most in Season - 93, 1984 (84 games)

PITCHING APPEARANCES:

Most in Games - 7, vs. Georgia, 1982
Most in Season - 223, 1984 (84 games)

COMPLETE GAMES:

Most in Season - 27, 1969 (52 games)

INNINGS PITCHED:

Most in Season - 738, 1984 (84 games)
Most by Opponent - 717, 1984 (84 games)

SAVES:

Most in Season - 27, 1971 (57 games)

NO - HITTERS:

Most in Season - 2, 1968 (41 games)

ONE - HITTERS

Most in Season - 6, 1970 (59 games)

TWO - HITTERS:

Most in Season - 6, 1970 (59 games) and 6, 1976 (56 games)

EARNED RUNS:

Most Allowed in Season - 367, 1984 (84 games)

EARNED RUN AVERAGE:

Highest in Season - 4.48, 1984 (84 games)
Lowest in Season - 1.49, 1970 (59 games)

INDIVIDUAL RECORDS

GAMES PLAYED:

Most in Season - 84, Paul Sorrento, 1984 and 84, Frank Fazzini, 1984
Most in Career - 279, Mike Yastrzemski, 1980-83
Consecutively in Season - 84, Paul Sorrento, 1984 and 84, Frank Fazzini, 1984
Consecutively in Career - 167, Don DeLoach, 1977-81

BATTING AVERAGE:

Highest in Season - (0-125 at-bats) .436, Bob Clem, 1959; (126-199 at-bats) .399, Mike Augustine, 1963; (200-250 at-bats) .409, Mike Fuentes, 1980; (250+ at-bats) .413, Frank Fazzini, 1985
Highest in Career - (100-600 at-bats) .410, Bob Clem, 1959-60; (600+ at-bats) .373, Mike Fuentes, 1978-81

SLUGGING PERCENTAGE:

Highest in Season - .875, Jeff Ledbetter, 1982 (273 TB/312 AB)
Highest in Career - .727, Jeff Ledbetter, 1979-82 (704 TB/968 AB)

AT-BATS:

Most in Game - 7, several players
Most in Season - 357, Luis Alicea, 1985
Most in Career - 978, Jose Marzan, 1984-87

RUNS SCORED:

Most in Game - 6, Mark Gilbert vs. Ohio State, 1978 and 6, Luis Alicea vs. Georgia State, 1984
Most in Season - 109, Frank Fazzini, 1985
Most in Career - 285, Jeff Ledbetter, 1979-82

HITS:

Most in Inning - 2, Many Players
Most in Game - 6, Luis Alicea vs. So. Miss., 1985
Most in Season - 137, Frank Fazzini, 1985
Most in Career - 335, Jeff Ledbetter, 1979-82
Most Consecutive Hits - 8, five players, latest Dru Kosco vs. Ball State, 1984
Most Consecutive Times on Base - 13, Paul Sorrento, 1985
Hitting Streak - 27, Luis Alicea, 1984

DOUBLES:

Most in Game - 4, Joe Licata vs. Georgia State, 1981
Most in Season - 29, Don DeLoach, 1980
Most in Career - 62, Mike Yastrzemski, 1980-83 and 62, Jeff Ledbetter, 1979-82

STOLEN BASES:

Most in Game - 6, Chip BiFano vs. Kearny State, 1977
Most in Season - 48, Mark Gilbert, 1978
Most in Career - 98, Jose Marzan, 1984-87

TRIPLES:

Most in Game - 2, by 9 players, latest Jose Marzan vs. Georgia State, 1985
Most in Season - 9, Dick Gold, 1969 and Luis Alicea, 1985
Most in Career - 19, Luis Alicea, 1984-86

HOME RUNS:

Most in Game - 4, Jeff Ledbetter vs. Georgia State, 1982
Most in Season - 42, Jeff Ledbetter, 1982
Most in Career - 97, Jeff Ledbetter, 1979-82
Grandslams in Game - 2, Craig Patterson vs. Wright State, 1979
Grandslams in Season - 2, many players, latest Jimmy Jones, 1984



RUNS BATTED IN:

Most in Game - 9, Mike Fuentes vs. Jacksonville, 1979 and Luis Alicea vs. So. Miss., 1985

Most in Season - 124, Jeff Ledbetter, 1982

Most in Career - 346, Jeff Ledbetter, 1979-82

TOTAL BASES:

Most in Game - 17, Jeff Ledbetter vs. Georgia State, 1982

Most in Season - 273, Jeff Ledbetter, 1982

Most in Career - 704, Jeff Ledbetter, 1979-82

HIT BY PITCHES:

Most in Game - 3, Mark Barineau, 1982

Most in Season - 13, Mark Barineau, 1983

Most in Career - 31, Mark Barineau, 1981-83

BASE ON BALLS:

Most in Game - 5, four players, most recently by Lionel Martinez vs. Virginia Tech, 1980

Most in Season - 80, Lionel Martinez, 1982

Most in Career - 195, Paul Sorrento, 1984-86

STRIKEOUTS:

Most in Game - 5, Dick Nichols vs. Georgia Southern, 1970 and 5, Dick Nichols vs. Southern Cal, 1970 and 5, Ed Fulton vs. South Florida, 1986

Most in Season - 74, Frank Fazzini, 1984

Most in Career - 169, Frank Fazzini, 1983-85

Fewest in Season (75 AB Min.)-1, Cooter Mills, 1974

PUTOUTS:

Most in Season - 623, Ed Fulton, 1986

Most in Career - 1451, Jose Marzan, 1984-87

ASSISTS:

Most in Season - 254, Luis Alicea, 1984

Most in Career - 670, Luis Alicea, 1983-86

INDIVIDUAL PITCHING

APPEARANCES:

Most in Season - 40, Bruce Tanner, 1983

Most in Career - 90, Doug Little, 1983-86

STARTS:

Most in Season - 24, Mike Loynd, 1986

Most in Career - 78, Doug Little, 1983-86

RELIEF APPEARANCES:

Most in Season - 40, Bruce Tanner, 1983

Most in Career - 71, Doug Treadway, 1982-83

COMPLETE GAMES:

Most in Season - 12, Brooks Carey, 1978 (15 starts) and 12, Danny O'Brien, 1975 (17 starts)

Most in Career - 23, Wayne Vincent, 1966-68

INNINGS PITCHED:

Most in Season - 164.2, Mike Loynd, 1986

Most in Career - 549, Doug Little, 1983-86

SAVES:

Most in Season - 18, Mac Scarce, 1970

Most in Career - 30, Mac Scarce, 1970-71

VICTORIES:

Most in Season - 20, Mike Loynd, 1986

Most in Career - 49, Doug Little, 1983-86

Consecutive in Season - 15, Larry Jones, 1975 and 15, Gene Ammann
Consecutive in Career - 18, Larry Jones, 1974-75

LOSSES:

Fewest in Season - 0, Gene Ammann, 1970 (15-0) and several other with fewer decisions

Fewest in Career (20+ decisions) - 2, Gene Ammann, 1968-72, (31-2)

Most in Season - 8, Doug Little, 1984

Most in Career - 17, Doug Little, 1983-86

HOME RUNS ALLOWED:

Most in Season - 19, Doug Little, 1984

Most in Career - 49, Doug Little, 1983-86

STRIKEOUTS RECORDED:

Most in Game - 24, Tony Avitable vs. Furman, 1956

Most in Season - 223, Mike Loynd, 1986

Most in Career - 520, Richie Lewis, 1985-87 (382.2)

BASE ON BALLS:

Most in Season - 72, Dave Fernald, 1972 (105.2 innings) and Richie Lewis, 1986 (127.2 innings)

Most in Career - 236, Larry Jones, 1974-77 (399 innings)

EARNED RUN AVERAGE:

Lowest in Season (30+ innings) - 0.66, Gene Ammann, 1970 (10 ER/137 IN)

Lowest in Career (100+ innings) - 1.45, Wayne Vincent, 1966-68 (58 ER/292 IN)

Highest in Season (30+ innings) - 8.62, Al Ashmont, 1985 (30 ER/311P)

Highest in Career (100+ innings) - 5.04, David Smalley, 1980-83 (106 ER/189.1 IN)

RUNS ALLOWED:

Fewest in Season - 18, Steve Mastin, 1968 (107 innings) and 18, Bruce Tanner, 1983 (66.1 innings)

Most in Season - 95, Doug Little, 1984

Most in Career - 287, Doug Little, 1983-86 (549 innings)

EARNED RUNS ALLOWED:

Fewest in Season (30+ innings) - 8, Max Long, 1981 (45 innings)

Most in Season (30+ innings) - 79, Doug Little, 1984 (161.1 innings)


Most in Career (100+ innings) - 211, Doug Little, 1983-86 (549 innings)

HITS ALLOWED:

Fewest in Season - 13, Mac Scarce, 1971 (33.1 innings)

Most in Season - 167, Doug Little, 1984 (161.1 innings)

Most in Career - 533, Doug Little, 1983-86 (549 innings)



MISCELLANEOUS RECORDS

Year-by-Year Batting Champions

1948	Jack Wilson	.298	(20-67)
1950	Ron Melton	.361	(30-83)
1951	Lee Bailey	.352	(32-91)
1952	Ralph Blinn	.317	(20-63)
1953	Cooter Mills	.319	(29-91)
1954	Cooter Mills	.368	(32-87)
1955	Riley Seevers	.415	(27-65)
1956	Dick Howser	.415	(27-65)
1957	Dick Howser	.364	(32-88)
1958	Owen McCarron	.365	(35-96)
1959	Bob Clem	.436	(44-101)
1960	Bob Clem	.383	(36-94)
1961	Jack Dull	.370	(40-108)
1962	Woody Woodward	.365	(54-148)
1963	Mike Augustine	.399	(65-163)
1964	Ken Saurez	.404	(44-109)
1965	Gary Nichols	.333	(29-87)
1966	Gary Sprague	.369	(74-195)
1967	Bob Canty	.340	(18-53)
1968	Mike Easom	.386	(56-145)
1969	Dick Nichols	.336	(45-138)
1970	Dick Nichols	.338	(80-237)
1971	Ron Cash	.352	(58-165)
1972	Tom Rosa	.338	(69-204)
1973	Tom Rosa	.317	(66-208)
1974	Juan Bonilla	.351	(82-232)
1975	Steve Tebbetts	.374	(76-203)
1976	Joe Hicks	.391	(45-115)
1977	Carlos Lezcano	.346	(63-182)
1978	Blane McDonald	.393	(79-201)
1979	Craig Patterson	.397	(95-239)
1980	Mike Fuentes	.408	(95-233)
1981	Mike Fuentes	.353	(106-300)
1982	Jeff Ledbetter	.381	(119-312)
1983	Frank Fazzini	.366	(86-235)
1984	Paul Sorrento	.349	(103-295)
1985	Frank Fazzini	.413	(137-332)
1986	Luis Alicea	.392	(112-286)
1987	Marc Giordano	.382	(47-123)

Career RBIs

1	Jeff Ledbetter (1979-82)	346
2	Frank Fazzini (1983-85)	270
3	Mike Fuentes (1978-81)	257
4	Mike Yastrzemski (1980-83)	223
5	Paul Sorrento (1984-86)	222
6	Jimmy Jones (1982-85)	198
7	Luis Alicea (1984-86)	193
8	Jose Marzan (1984-87)	192
9	Ed Fulton (1985-87)	190
10	Rick Figueroa (1980-83)	188
11	Juan Bonilla (1974-77)	150
12	Don DeLoach (1978-81)	143
13	Chris Cawthon (1981-82)	142
14	Terry Kennedy (1975-77)	137

Career Home Runs

1	Jeff Ledbetter (1979-82)	97
2	Frank Fazzini (1983-85)	79
3	Mike Fuentes (1978-81)	64
4	Paul Sorrento (1984-86)	48
5	Ed Fulton (1985-87)	45
6	Jimmy Jones (1982-85)	41
7	Mike Yastrzemski (1980-83)	40
8	Chris Cawthon (1981-82)	36
9	Jose Marzan (1984-87)	35
10	Terry Kennedy (1975-77)	32

RBI Leaders — Single Season

1	Jeff Ledbetter	124	1982
2	Frank Fazzini	118	1985
3	Mike Fuentes	106	1981
4	Chris Cawthon	103	1982
5	Jeff Ledbetter	95	1981
6	Joe Licata	91	1981
7	Frank Fazzini	89	1984
8	Don DeLoach	87	1982
9	Paul Sorrento	86	1986
10	Mike Fuentes	83	1980
11	Ed Fulton	78	1986
12	Jim Weaver	75	1981
13	Luis Alicea	73	1986
14	Jeff Ledbetter	73	1980
15	Jimmy Jones	73	1985

Home Run Leaders — Single Season

1	Jeff Ledbetter	42	1982
2	Frank Fazzini	33	1985
3	Frank Fazzini	29	1984
4	Mike Fuentes	27	1981
5	Chris Cawthon	26	1982
6	Jeff Ledbetter	23	1981
7	Paul Sorrento	22	1986
8	Terry Kennedy	21	1976
9	Mike Fuentes	21	1980
10	Jimmy Jones	21	1985
11	Jeff Ledbetter	19	1980
12	Ed Fulton	19	1987
13	Jim Weaver	18	1980
14	Mark Lacy	18	1982
15	Frank Fazzini	17	1983

No-Hitters

- 1958-Frank Slusser vs. Miami (18-0)
- 1967-Wayne Vincent vs. Georgia Southern (7-0)
- 1968-Jeff Hill vs. Springfield (18-0)
- 1968-Gene Ammann and Lin Garrett vs. Wake Forest (3-0)
- 1970-Gene Ammann vs. South Florida (7-0)
- 1977-Mike McLeod vs. Oliver (23-0)




FLORIDA STATE STANDINGS IN NCAA RECORD BOOK

TEAM

Most At-Bats - 2,872 in 1985 ranks 5th
 Runs Scored - 786 in 1985 ranks 5th
 Most Hits - 947 in 1985 ranks 4th
 Most Home Runs - 146 in 1985 ranks 2nd, 131 in 1982 ranks 4th
 Total Bases - 1580 in 1985 ranks 2nd
 Strikeouts - 520 in 1984 ranks 1st
 Innings Pitched - 738 in 1984 ranks 4th
 Strikeouts Recorded - 718 in 1986 ranks 2nd
 Most Putouts - 2214 in 1984 ranks 4th
 Most Assists - 1126 in 1984 ranks 1st
 Total Chances - 2507 in 1984 ranks 1st
 Double Plays - 95 in 1984 ranks 2nd (tie)

INDIVIDUAL RECORDS

At-Bats - 357, Luis Alicea, 1985 ranks 2nd
 Runs Scored - 109, Frank Fazzini, 1985 ranks 4th
 Most Hits - 137, Frank Fazzini, 1985, ranks 2nd
 Career Home runs - 97, Jeff Ledbetter, ranks 2nd, 79 Frank Fazzini, ranks 3rd
 Most Home Runs - Jeff Ledbetter, 1982, ranks 2nd, 33, Frank Fazzini, ranks 3rd
 Career RBIs - 346, Jeff Ledbetter, ranks 1st
 Most RBIs - 124, Jeff Ledbetter, 1982, ranks 3rd
 Career hits by Pitch - 31, Mark Barineau, ranks 1st
 Career Strikeouts - 169, Frank Fazzini, ranks 1st
 Career Starts - 78, Doug Little, ranks 1st
 Starts - 25, Mike Loynd, 1986, ranks 1st, 23 Doug Little, 1984, ranks 2nd
 Shutouts - 8, Gene Ammann, 1970, ranks 1st
 Career Wins - 49, Doug Little, ranks 3rd
 Wins - 20, Mike Loynd, 1986, ranks 1st (tie)
 Career Innings Pitched - 549, Doug Little, ranks 1st
 Career Runs Allowed - 287, Doug Little, ranks 1st
 Career Strikeouts - 520, Richie Lewis, ranks 2nd
 Strikeouts - 223, Mike Loynd, 1986, ranks 2nd
 Strikeout Average (per 9 IP) - 14.3, Richie Lewis, 1986, ranks 2nd
 Strikeouts (Game) - 25, Tony Avitable, 1956, ranks 3rd
 Career Hits Allowed - 533, Doug Little, ranks 1st



ALL-TIME COACHING RECORDS



Charlie Armstrong
(1948-51)

Year	W-L-T	Pct.
1948	9-8-0	.529
1949	11-8-0	.579
1950	13-7-0	.650
1951	16-6-0	.727
Totals	49-29-0	.628



Jack Stallings
(1969-74)

Year	W-L-T	Pct.
1969	38-13-1	.726
1970	49-9-1	.839
1971	41-16-0	.719
1972	45-23-0	.662
1973	38-21-0	.644
1974	37-25-0	.597
Totals	248-107-2	.697



Ralph Matherly
(1952-54)

Year	W-L-T	Pct.
1952	17-4-0	.810
1953	13-10-1	.563
1954	13-8-0	.619
Totals	43-22-1	.659



Woody Woodward
(1975-78)

Year	W-L-T	Pct.
1975	49-10-0	.831
1976	40-16-0	.714
1977	37-13-0	.740
1978	44-18-0	.710
Totals	170-57-0	.749



Danny Litwhiler
(1955-63)

Year	W-L-T	Pct.
1955	17-6-0	.739
1956	25-7-0	.781
1957	22-9-0	.710
1958	20-7-0	.741
1959	22-11-0	.667
1960	13-9-0	.591
1961	21-7-0	.750
1962	23-14-0	.622
1963	26-13-0	.667
Totals	189-82-0	.697



Dick Howser
(1979)

Year	W-L-T	Pct.
1979	43-17-1	.713



Fred Hatfield
(1964-68)

Year	W-L-T	Pct.
1964	23-13-0	.639
1965	32-11-1	.739
1966	39-13-0	.750
1967	32-14-0	.696
1968	35-6-0	.854
Totals	161-57-1	.737



Mike Martin
(1980-87)

Year	W-L-T	Pct.
1980	51-12-0	.810
1981	56-23-0	.709
1982	56-17-1	.764
1983	55-18-1	.750
1984	55-29-0	.655
1985	59-23-0	.720
1986	61-13-0	.824
1987	55-18-0	.753
Totals	448-153-2	.745

Coaching Records By Percentage


Coach (Years)	Record	Pct.
Woody Woodward (1975-78)	170-57-0	.749
Mike Martin (1980-87)	448-153-2	.745
Fred Hatfield (1964-68)	161-57-1	.737
Dick Howser (1979)	43-17-1	.713
Jack Stallings (1969-74)	248-107-2	.69747
Danny Litwhiler (1955-63)	189-82-0	.69741
Ralph Matherly (1952-54)	43-22-1	.659
Charlie Armstrong (1948-51)	49-29-0	.628

1461 - 542 - 17

SERIES RECORDS VS. ALL OPPONENTS

(1988 Opponents in Bold Face)

Team	First Meeting	Last Meeting	Series Standings W-L-T	Team	First Meeting	Last Meeting	Series Standings W-L-T
Alabama	1967	1984	3-2-0	Indiana	1956	1956	2-0-0
Amherst	1952	1964	7-1-0	Indiana State	1986	1986	1-0-0
Arizona	1963	1986	1-4-0	Ithaca	1957	1962	3-0-0
Arizona State	1987	1987	1-0-0	Jackson State	1981	1981	1-0-0
Arkansas	1985	1985	0-1-0	Jacksonville State	1953	1973	3-0-0
Armstrong State	1985	1985	2-0-0	Jacksonville University	1964	1987	60-24-0
Army	1975	1975	1-0-0	Kearney State	1977	1977	2-0-0
Auburn	1954	1984	58-38-0	Kentucky	1965	1977	6-1-0
Austin Peay	1979	1987	5-0-0	Kentucky Wesleyan	1968	1968	2-0-0
Ball State	1984	1987	9-2-0	Kenyon	1952	1952	2-0-0
Belmont Abbey	1969	1969	2-0-0	Lafayette	1971	1971	3-0-0
Biscayne College	1976	1976	4-0-0	Lenoir-Rhyne	1980	1980	1-0-0
Bowling Green	1970	1970	1-0-0	Lewis	1974	1974	0-3-0
Bradley	1950	1950	1-0-0	LSU	1955	1987	7-4-0
Brooklyn College	1980	1980	1-0-0	Louisville	1977	1987	8-2-0
Brown	1971	1971	5-1-0	Loyola (La)	1952	1968	10-0-0
Cal State-Fullerton	1984	1984	1-2-0	Marietta	1973	1977	1-1-0
Campbellsville	1981	1981	1-0-0	Marshall	1978	1978	0-1-0
Central Florida	1985	1987	9-2-0	Maryland	1965	1970	4-0-0
Chicago State	1972	1972	2-0-0	Memphis State	1977	1987	30-11-0
Cincinnati	1953	1987	12-0-0	Mercer	1948	1987	30-6-0
Clemson	1958	1984	24-16-1	Mercer-Atlanta	1974	1982	9-0-0
Cleveland State	1981	1982	3-0-0	Miami	1951	1987	76-55-2
Columbus College	1974	1976	5-0-0	Michigan	1959	1962	1-1-0
Connecticut	1957	1957	0-1-0	Michigan State	1957	1975	9-6-0
Cumberland	1973	1973	2-0-0	Middle Georgia	1948	1948	2-0-0
Dartmouth	1970	1970	1-0-0	Millsaps	1949	1949	1-0-0
Davidson	1954	1954	1-0-0	Minnesota	1981	1981	1-0-0
Dayton	1980	1980	1-0-0	Mississippi	1949	1972	6-1-0
Delaware	1979	1979	0-1-0	Mississippi College	1948	1951	13-4-0
Duke	1954	1959	15-9-0	Mississippi State	1964	1970	5-2-0
East Carolina	1962	1987	5-3-0	Missouri-Rolla	1980	1980	2-0-0
East Tennessee	1978	1978	2-0-0	Monmouth	1980	1980	1-0-0
Eastern Illinois	1980	1980	1-0-0	Morehead State	1978	1978	2-0-0
Eastern Michigan	1975	1982	0-2-0	Navy	1960	1960	3-4-0
Farleigh Dickinson	1973	1973	2-0-0	New Orleans	1980	1987	3-2-0
Flagler	1980	1982	4-1-0	New York University	1970	1970	2-0-0
Florida	1956	1987	70-60-0	Nevada-Las Vegas	1977	1984	4-8-0
Florida A&M	1971	1979	12-0-0	Niagra	1974	1976	7-0-0
Florida International	1973	1986	10-1-0	North Carolina	1956	1970	16-5-0
Florida Southern	1949	1974	29-13-1	North Carolina-Charlotte	1987	1987	2-0-0
Furman	1955	1969	12-1-0	North Carolina State	1962	1986	3-4-0
George Mason	1985	1985	1-0-0	North Carolina-Wilmington	1974	1974	3-0-0
George Washington	1958	1959	2-0-0	Northeast Louisiana	1964	1964	1-0-0
Georgia	1951	1987	27-5-0	Northern Illinois	1971	1971	1-0-0
Georgia Southern	1948	1985	95-31-0	Northern Kentucky	1980	1980	1-0-0
Georgia Southwestern	1976	1976	3-1-0	North Central	1977	1977	3-0-0
Georgia State	1981	1985	19-2-0	Notre Dame	1956	1958	3-0-0
Georgia Tech	1959	1987	26-7-0	Oakland	1978	1979	4-0-0
Grambling	1985	1987	7-1-0	Oglethorpe	1949	1949	0-1-0
Hawaii	1977	1980	1-2-0	Ohio	1970	1974	1-1-0
Holy Cross	1970	1970	2-0-0	Ohio State	1960	1982	4-3-0
Howard	1976	1976	1-1-0	Oklahoma	1982	1982	0-1-0
Illinois	1956	1970	5-0-0	Oklahoma State	1986	1986	1-0-0



Team	First Meeting	Last Meeting	Series	Team	First Meeting	Last Meeting	Series
			Standings				Standings
			W-LT				W-LT
Olivet	1977	1977	2-0-0	Texas A&M	1986	1986	1-0-0
Otterbein	1976	1982	7-0-0	Troy State	1948	1980	10-2-0
Parsons	1967	1967	0-2-0	Tulane	1967	1987	32-16-1
Penn State	1957	1969	7-2-0	Union	1970	1970	5-0-0
Pittsburgh	1983	1986	13-0-0	Valdosta State	1963	1982	21-4-1
Richmond	1972	1986	5-0-0	Valparaiso	1982	1982	1-0-0
Rider College	1970	1974	2-0-0	Vanderbilt	1972	1972	2-1-0
Ripon	1981	1981	2-0-0	Virginia	1972	1972	2-0-0
Rollins	1948	1973	11-11-0	Virginia Tech	1967	1987	8-3-0
Rose Hulman	1978	1978	4-0-0	Wake Forest	1962	1983	18-5-0
Rutgers	1966	1966	1-0-0	Western Kentucky	1978	1985	6-1-0
Samford	1985	1987	11-1-0	Western Michigan	1959	1974	6-8-0
Santa Clara	1962	1962	1-1-0	West Florida	1981	1984	5-0-0
Savannah	1948	1948	1-1-0	West Virginia	1956	1962	3-2-0
Seton Hall	1975	1975	0-1-0	William & Mary	1967	1967	1-0-0
South Alabama	1969	1987	29-22-1	Wingate	1980	1983	6-0-0
South Carolina	1969	1987	10-6-0	Wisconsin	1955	1958	8-1-0
South Florida	1969	1987	51-11-0	Wright State	1979	1980	3-1-0
Southeastern Louisiana	1953	1953	1-1-0	Yale	1957	1957	2-0-0
Southeast Missouri	1982	1982	1-0-0				
Southern	1982	1982	2-0-0				
Southern California	1963	1977	1-3-0	Other Amateur Teams			
Southern Illinois	1968	1970	6-1-0	Camp LeJune	1949	1954	3-1-0
Southern Mississippi	1982	1987	25-5-0	Jacksonville Navy	1953	1954	2-2-0
Southwestern Louisiana	1976	1983	4-0-0	Pensacola Navy	1965	1965	3-0-0
Springfield	1967	1968	4-0-0	Valdosta Red Sox	1968	1968	4-0-0
Springhill	1966	1966	4-0-0				
St. Francis (Ill.)	1979	1979	3-1-0	Professional Exhibitions			
St. Joseph's	1972	1973	4-0-0	Birmingham (AA)	1968	1968	0-3-0
St. Leo	1969	1979	28-3-0	Knoxville (A)	1958	1958	1-0-0
St. Louis	1965	1981	1-1-0	Pittsfield (AA)	1968	1968	0-3-0
St. Xavier	1982	1983	2-0-0	Tallahassee Citizens	1951	1951	1-0-0
Stetson	1949	1984	31-19-0	Tallahassee Rebels	1954	1954	1-1-0
Tampa	1949	1984	24-4-1	Pawtucket (AAA)	1970	1970	0-1-0
Tennessee	1951	1974	4-3-0	Baltimore (AL)	1970	1970	0-1-0
Tennessee-Martin	1979	1979	2-0-0	New York (AL)	1978	1985	1-1-0
Tennessee-Tech	1983	1984	3-0-0	Atlanta (NL)	1981	1982	1-1-0
Texas	1965	1987	2-2-0				
FLORIDA STATE AGAINST THE METRO				FLORIDA STATE AGAINST STATE SCHOOLS			
vs. Cincinnati			12-0-0	vs. Biscayne (St. Thomas)			4-0-0
vs. Louisville			8-2-0	vs. Central Florida			9-2-0
vs. Memphis State			30-11-0	vs. Flagler			4-1-0
vs. South Carolina			10-6-0	vs. Florida			70-60-0
vs. Southern Miss			25-5-0	vs. Florida A&M			12-0-0
vs. Virginia Tech			8-3-0	vs. Florida International			10-1-0
Record Against Metro Teams			93-27-0	vs. Florida Southern			29-13-1
FSU IN THE METRO TOURNAMENT				vs. Jacksonville			60-24-0
vs. Cincinnati			6-0-0	vs. Miami			76-55-2
vs. Georgia Tech			2-0-0	vs. Rollins			11-11-0
vs. Louisville			6-1-0	vs. South Florida			51-11-0
vs. Memphis State			9-2-0	vs. St. Leo			28-3-0
vs. St. Louis			1-0-0	vs. Stetson			31-19-0
vs. South Carolina			7-2-0	vs. Tampa			24-4-1
vs. Southern Miss			1-1-0	vs. West Florida			5-0-0
vs. Tulane			9-5-0				
vs. Virginia Tech			5-2-0	Record Against The State			424-204-4

Florida State in NCAA Baseball Championship Play

			*NCAA District/Regional Competition			**World Series Play					
1956 (1-2)			1966 (3-2)			1980 (3-2)					
Duke	2-1	W*	Mississippi State	3-4	L*	New Orleans	10-8	W*			
Duke	2-4	L*	East Carolina	6-4	W*	Western Kentucky	19-7	W*			
Duke	6-7	L*	Mississippi State	7-0	W*	Western Kentucky	10-5	W*			
1957 (3-3)			North Carolina	6-5	W*	Hawaii	6-7	L**			
Georgia Teachers	5-3	W*	North Carolina	4-6	L*	Arizona	3-5	L**			
Duke	3-2	W*	1967 (1-2)			1981 (2-2)					
Duke	6-8	L*	Clemson	5-3	W	Florida	5-1	W*			
Duke	4-1	W*	Auburn	3-13	L*	Minnesota	9-5	W*			
Penn State	0-7	L**	Clemson	4-6	L*	Miami	6-14	L*			
Connecticut	3-5	L**	1968 (3-2)			Florida	4-5	L*			
1958 (1-2)			East Carolina	1-2	L*	1982 (1-2)					
George Washington	3-1	W*	Auburn	6-1	W*	Eastern Michigan	2-7	L*			
Florida	1-2	L*	East Carolina	3-2	W*	Ohio State	8-3	W*			
Clemson	5-8	L*	North Carolina St.	15-12	W*	Oklahoma	5-6	L*			
1959 (2-2)			North Carolina St.	1-4	L*	1983 (1-2)					
George Washington	3-2	W*	1970 (7-2)			South Alabama	8-2	W*			
Clemson	2-24	L*	East Carolina	2-0	W*	Alabama	5-7	L*			
Georgia Tech	16-9	W*	Maryland	10-1	W*	Miami	5-10	L*			
Clemson	0-5	L*	Mississippi St.	5-4	W*	1984 (0-2)					
1961 (1-2)			Arizona	4-0	W**	Stetson	7-10	L*			
West Virginia	3-1	W*	Dartmouth	6-0	W**	East Carolina	4-7	L*			
Duke	2-7	L*	Texas	1-5	L**	1985 (2-2)					
West Virginia	3-4	L*	Ohio University	2-0	W**	George Mason	11-0	W*			
1962 (6-3)			Texas	11-2	W**	Georgia Tech	9-1	W*			
Florida	0-1	L*	Southern Cal	1-2	L**	Arkansas	6-7	L**			
West Virginia	6-5	W*	1972 (1-2)			Georgia Tech	3-8	L*			
Florida	3-1	W*	South Alabama	5-6	L*	1986 (7-2)					
Wake Forest	10-8	W*	Richmond	10-5	W*	North Carolina St.	10-6	W*			
Wake Forest	3-2	W*	Mississippi	3-8	L*	Texas A&M	12-9	W*			
Santa Clara	5-1	W**	1975 (3-2)			South Florida	11-7	W*			
Ithaca	5-4	W**	Miami	1-0	W*	Indiana State	5-3	W**			
Michigan	7-10	L**	LSU	4-2	W*	Miami	7-2	W**			
Santa Clara	6-11	L**	Miami	6-5	W*	Arizona	5-9	L**			
1963 (4-3)			Eastern Michigan	1-2	L**	Oklahoma State	6-5	W**			
Auburn	4-3	W*	Seton Hall	0-11	L**	Miami	4-3	W**			
Wake Forest	12-4	W*	1976 (1-2)			Arizona	2-10	L**			
Wake Forest	5-6	L*	Jacksonville	6-1	W*	1987 (5-3)					
Wake Forest	11-5	W*	Auburn	1-2	L*	East Carolina	10-5	W*			
Western Michigan	5-2	W**	Jacksonville	7-9	L*	Miami	5-2	W*			
Arizona	3-4	L**	1978 (0-2)			S. Alabama	12-3	W*			
Southern Cal	3-4	L**	Marshall	0-4	L*	S. Alabama	3-6	L*			
1965 (5-3)			Miami	2-7	L*	S. Alabama	9-2	W*			
Mississippi State	3-6	L*	1979 (0-2)			LSU	6-2	L**			
Maryland	7-3	W*	Florida	5-9	L*	Arizona St.	3-0	W**			
Mississippi State	6-2	W*	Delaware	6-7	L*	Texas	6-4	L**			
Furman	2-1	W*									
Furman	7-5	W*									
Ohio State	1-2	L**									
Texas	3-2	W**									
St. Louis	3-5	L**									



ALL-AMERICANS

ABCA (Coaches)

Dick Howser	1957-58
Bob Clem	1959
Jack Dull	1961
Buddy Teagle	1962
Mike Augustine	1963
Woody Woodward	1963
Ken Saurez	1964
Jim Lyttle	1964
Tom Cook	1968
John LiBrandi	1972
Danny O'Brien	1975
Randy Davidson	1975
Jaun Bonilla	1976
Blane McDonald	1978
Craig Patterson	1979
Mike Fuentes	1980-81
Jeff Ledbetter	1981-82
Frank Fazzini	1985
Doug Little	1985
Luis Alicea	1986
Mike Loynd	1986
Richie Lewis	1987
Ed Fulton	1987

Sporting News

Jim Lyttle	1964
Dick Gold	1969
Dick Nichols	1970
John Grubb	1970
Ron Cash	1970
Pat Osburn	1970
Steve Tebbetts	1975
Jim Busby	1975
Terry Kennedy	1976-77
Jim Weaver	1980
Mike Fuentes	1980-81
Jeff Ledbetter	1981-82
Frank Fazzini	1985
Luis Alicea	1986
Richie Lewis	1987

Academic All-American (CoSIDA)

Greg Gromek	1970-71
Carl Gromek	1970
Danny O'Brien	1975
Tommy Zoeller	1985

Baseball America

Jeff Ledbetter	1981-82
Frank Fazzini	1984-85
Doug Little	1985
Luis Alicea	1985-86
Paul Sorrento	1986
Mike Loynd	1986
Richie Lewis	1986
Bien Figueroa	1986
Richie Lewis	1987
Ed Fulton	1987

Freshman All-America (Selected by Baseball America)

Frank Fazzini	1983
Doug Little	1983
Paul Sorrento	1984
Luis Alicea	1984
Ray Revak	1984
Richie Lewis	1985
Barry Blackwell	1985

Golden Spike Award

Presented annually to the top amateur baseball player in the country as selected by a special committee for the United States Baseball Federation.

1981 - Mike Fuentes
1986 - Mike Loynd

Sporting News Player of the Year

Selected by *Sporting News* writers as the best collegiate player in the nation.

1977 - Terry Kennedy
1982 - Jeff Ledbetter



ALL-TIME ROSTER

A

Bobby Alexander 1982
 Terry Alexander 1976
 Edwin Alicea 1987-88
 Luis Alicea 1984-86
 Roy Alvarez 1980
 Gene Ammann 1968-70
 Johnny Ash 1954-56
 Bill Ashford 1982-83
 Gary Ashley 1953-56
 Al Ashmont 1985
 Jim Atwood 1953-56
 Mike Augustine 1961-63
 Tony Avitable 1953-56

B

Jeff Bangston 1972-73
 Mark Barineau 1981-83
 Ron Bartlett 1976-79
 Joe Baxter 1968-69
 Clay Baynham 1976
 Harold Bazzell 1953
 Ray Bazzell 1957-60
 Mason Bean 1972-73
 Al Beccaccio 1960-62
 Bob Benda 1976-77
 Chip Biffano 1976-77
 Ham Bisbee 1955
 Barry Blackwell 1985-88
 Tony Blasucci 1983
 Ralph Blinn 1952-53
 Rich Bombard 1979
 Phil Bondack 1962-63
 Bob Bondi 1954-57
 Jaun Bonilla 1974-77
 Rafael Bournigal 1987
 LaDon Boyd 1967
 Mike Brady 1987-88
 Mike Bretz 1976-79
 John Bristol 1955-57
 Kevin Brooks 1977-78
 Marty Brooks 1965-67
 Terry Brooks 1969
 Craig Brown 1969-70
 Dave Brown 1974
 Forrest Brown 1953-54
 Pete Brown 1985
 Randy Brown 1964-66
 Terry Browning 1968-69
 Tommy Bryant 1983
 Jeff Burger 1969
 Joe Burns 1969
 Jim Busby 1974-75
 Dave Buss 1959-60
 Rod Byerly 1987-88
 Lee Byers 1961-64

C

Nick Cafaro 1966
 Vince Calandra 1984-85
 Billy Campbell 1952-55
 Bob Canty 1966-68
 Brooks Carey 1975-78
 Bob Carroll 1972-73

Doug Casey 1978-79
 Ron Cash 1970-71
 Chris Cawthon 1981-82
 Greg Clayborne 1986-88
 Dave Chappel 1974
 Gerald Chmielewski 1963-65
 Bob Clem 1958-59
 Al Cleveland 1969-70
 Larry Cocks 1969-70
 Hal Cohen 1982
 Chester Cole 1965-67
 Rick Colzie 1973-74
 Chuck Cone 1966-68
 Skip Cone 1971-72
 David Cook 1966-68
 Dave Cooper 1976-77
 Mike Copps 1957-60
 Lee Corso 1954-57
 Jerry Couch 1958-59
 Bob Craft 1966-68
 Keith Craig 1980-81
 Ken Creely 1964-65
 John Cuesta 1953
 Mike Cullin 1980-81
 Greg Culpepper 1979
 Ben Curry 1975-78

D

Dave Dahlen 1963-64
 Bill Daniel 1974-75
 Jim Daniel 1960-61
 Randy Davidson 1974-75
 Frank Davis 1960-61
 Tom Davis 1962-64
 Eric Deddens 1983-84
 Don DeLoach 1978-81
 Greg Dennis 1983
 Jim DeVane 1955
 Paul Dirks 1962-64
 Kevin Dodge 1981-82
 Jerry Donnaway 1957-58
 Ken Doria 1971-72
 Danny Dowell 1981-83
 Steve Downey 1974
 Jay Drevis 1984
 John Drews 1974
 Dean Duchak 1965-67
 Jack Dull 1960-61
 Matt Dunbar 1987-88
 Chris Dunn 1986

E

Mike Easom 1966-68
 Craig Eaton 1975-76
 Frank Echols 1961-63
 Rudy Eigl 1955-58
 Mike Eissey 1973-74
 Gary Elliott 1961-63
 Jack Emerick 1979-80
 Mike English 1967-69
 Roy Eppley 1985
 Donnie Erickson 1987-88

F

Terry Farmer 1973-74
 Frank Fazzini 1983-85
 Ed Feely 1961
 John Ferguson 1968-70
 George Fergusson 1961-62
 Dave Fernald 1971-73
 Dick Fernandez 1964-66
 Joe Fernandez 1953
 Robert Ferrar 1962-63
 Carl Ferraro 1981
 Rich Figueroa 1980-83
 Bien Figueroa 1985-86
 Mike Fields 1978-79
 Ken Fischer 1979-82
 Robin Flake 1970-72
 Ray Fox 1975-78
 Jim Foxwell 1972-75
 Ron Fraser 1954-57
 Clem Freeman 1981
 Doug French 1961-62
 Mike Fuentes 1978-81
 Bill Fuller 1970-72
 Ed Fulton 1985-87

G

John Gagnon 1979-80
 Randy Gailey 1972-73
 Tom Garcia 1955
 Linwood Garrett 1967-68
 Dave Garrison 1984
 Steve Gelmine 1982-85
 Alan Gentry 1983-84
 Mark Giordano 1987-88
 Wayne Giardino 1964-65
 Mark Gilbert 1978-79
 Jack Givens 1976-77
 Mike Givens 1974
 Steve Givens 1982-83
 Dick Gold 1967-69
 Jeff Gray 1981-84
 Harry Green 1966-68
 Lane Green 1966-68
 Danny Griffin 1982-83
 Dave Grimes 1970-71
 Carl Gromek 1968-70
 Greg Gromek 1968-71
 Johnny Grubb 1970
 Randy Guemple 1972-73
 Jim Guiznski 1968-69

H

Dan Haddock 1979
 Bill Hammond 1964-66
 Art Haney 1963
 Dave Hanselman 1984
 Don Harbaugh 1969-71
 Jeff Hardy 1976-77
 Dee Harris 1976
 Ed Harris 1967-68
 Rick Hatcher 1979-81
 Tim Hatcher 1980
 Chuck Hawkins 1965-66

Mark Haynes 1952-54
 John Hearn 1966-68
 Phil Hearn 1966
 Ken Heath 1984
 George Hehemann 1953-56
 Jim Helm 1966-68
 Carlee Hendrix 1954-57
 Tom Henson 1969-71
 Joel Hicks 1976-77
 Ron Herring 1973-74
 Wm Higginbothom 1953-54
 Windle Higginbothom 1974-75
 Jeff Hill 1967-69
 Lance Hitchcock 1966-68
 Jeff Hogan 1967-69
 Rick Holloway 1978-79
 Maury Hopkins 1964-66
 Bill Horne 1973-74
 Bill Howell 1961
 Ed Howell 1964-66
 Martin Howell 1962-63
 Ed Howser 1980-81
 Dick Howser 1955-58
 Bob Hudson 1954-55
 Bruce Huff 1976-79
 Gary Huff 1971-73
 Ken Huff 1978-81
 Prilip Hunt 1955
 George Hutchinson 1961

I


Vince Insogna 1984

J

John Jane 1961
 Ken Jarabeck 1978
 Lincoln Jarrett 1962-63
 Jay Johnson 1962-64
 Larry Johnson 1962-64
 Gordon Johnston 1981
 Greg Jones 1976-78
 Jimmy Jones 1982-85
 Larry Jones 1974-77
 Bob Jordan 1966
 Bob Jordan 1974

K

Randy Kaiser 1974
 Doug Kasimer 1969-71
 Jim Kaufman 1954-55
 Jay Keeler 1980-82
 Mike Kelley 1974-75
 Terry Kennedy 1975-77
 Fred Kenney 1957-58
 Keith Kidd 1985-86
 John Keith 1969-71
 Ron Kims 1953
 Dale Koch 1958-59
 John Kolb 1981
 Dru Kosco 1984-85
 Steve Kovensky 1986-87
 Charlie Krausche 1961
 Robert Kull 1963-65



L							
Mark Lacy	1981-82	Dave Morano	1978	Chuck Sanders	1952-53	Jeff Tandlich	1974
Rick Langford	1973	Jack Morgan	1953	Deion Sanders	1987-88	Bruce Tanner	1981-83
Bill Langston	1967	Todd Morgan	1982-84	Pete Sarron	1965-66	Buddy Teagle	1960-62
Ernie Langford	1957-60	Al Moreya	1983	Craig Saxner	1985-86	Steve Tebbetts	1973-75
Gary Lawrence	1965-66	Rick Moss	1970-71	Bill Saunders	1976	Al Thomas	1962-63
Mike Leber	1971-72	Don Murray	1963-65	Ken Saurez	1963	Mike Thomas	1976
David Ledbetter	1982	N		Jim Seever	1955	Paul Thomas	1984-87
Jeff A. Ledbetter	1982-84	Carl Nelson	1957-60	Mac Scarce	1970-71	Tom Thomas	1966-67
Jeff S. Ledbetter	1979-82	Roger Netsel	1967	Mike Scarce	1971-72	Mike Tice	1978-79
Larry Lee	1973	John Nicholas	1975-76	Gayden Schafer	1953	Ed Trancygier	1961
Mike Lee	1986	Dave Nichols	1971-72	John Sheppard	1957-58	Ronnie Traylor	1978-79
Greg Lewis	1982	Dick Nichols	1968-70	Bob Sherman	1961	Doug Treadway	1983-84
Richie Lewis	1985-87	Joe Nichols	1976-79	Tim Sherrill	1972-73	John Tucker	1961-62
Ronald Lewis	1987-88	Gary Nichols	1963-65	Jim Scheller	1969-70	Gale Tuggle	1955-56
Loren Levy	1982-84	Jerry Nielsen	1987-88	Ed Schneider	1980-81	Jerry Turner	1961
Carlos Lezczano	1974-77	Klyne Nowlin	1951-53	Greg Schnute	1968-70	Fred Twomey	1954-57
John LiBrandi	1972-73	O		Ken Schimchak	1977-79	V	
Joe Licata	1981	Pat Osburn	1970	Buddy Shaw	1983	Mike Vasquez	1968-71
Doug Little	1983-86	Danny O'Brien	1973-75	Gordon Shirah	1954-56	Bob Vaughn	1955-56
Woody Litwhiler	1962-64	Danny Owen	1975-76	Jamey Shoupppe	1981-82	Gary Viero	1976
Ed Lockhart	1950-53	P		Bob Shupack	1953	Wayne Vincent	1966-68
Brad Long	1977-78	Joe Pacetti	1985	Howard Siegle	1974	W	
Charlie Long	1961	Bert Palmer	1953	Herb Sikes	1969-72	Bobby Waits	1954-57
Max Long	1953-56	Derek Palmer	1979	Ken Silvestri	1971-72	Doug Walker	1960-61
George Lott	1968-69	Keith Parenteau	1980	Bob Skala	1953	Jim Ward	1965-66
Mike Loynd	1983-86	Craig Patterson	1978-79	Craig Skok	1968-69	Mike Weaver	1980-81
Jose Lugo	1974	Ray Pearson	1953	Mike Skoutelakis	1987	Ham Wernke	1954-55
Jim Lyttle	1966-67	Ed Peres	1972-73	Mike Slade	1969-72	Bill Westendick	1957-60
M		Jerry Philip	1957-58	Ken Sloan	1966	Ed West	1976
Bob Madison	1960-61	Tim Phillips	1980-82	Paul Sorrento	1984-86	Jimmy White	1960-62
Rick Madison	1961	Chris Pinder	1984	David Smalley	1980-83	Chuck Witaker	1967-68
Marty Maier	1973-74	Charlie Pinkermann	1956-59	Frank Slusser	1956-58	Chas Widdens	1953
Eric Mangham	1984-86	Keith Pitchford	1962-62	Dwight Smith	1961-63	Dick Wiggins	1979-80
Harold Mangin	1961-62	Chris Pollack	1986-87	Jackie Smith	1976-77	Bob Wilcox	1964-65
Ed Mann	1953	Bruce Pollock	1967	Ken Smith	1985	Denny Williams	1972-73
Mike Martin	1965-66	Ed Porcelli	1986-87	Kevin Smith	1985	Laverne Williams	1953
Neil Martin	1957-58	Tim Porter	1969-70	Roger Smith	1972-73	Bill Williamson	1962-63
Lionel Martinez	1980-81	Lynn Powell	1963	Rick Snyder	1971-73	Gary Williamson	1963-64
Steve Marks	1964-66	Dave Price	1970-72	Tom Snyder	1982	John Wolfner	1979-80
Jose Marzan	1984-87	Brad Prior	1976	Kyle Spitzer	1960-62	Howard Wood	1967
John Mason	1967	R		James Spooner	1967	Woody Woodward	1962-64
Jim Mathers	1966	Craig Ramsey	1976-79	Gary Sprague	1966	Bob Wooley	1965-67
Bob Mayer	1974-76	Cliff Ranew	1964-65	Bill Stagland	1961	Bob Wynn	1953-54
Jim McArdle	1976-77	Jim Reed	1964-65	Darnell Stewart	1966-67	Y	
Clyde McBride	1963	Jody Reed	1983-84	Kent Stille	1963	Ed Yarnell	1966-67
Monty McBryde	1964-65	Ray Revak	1984-85	Jack Straub	1953	Mike Yastrzemski	1980-83
Owen McCarron	1955	Dave Rhino	1982	Len Sullivan	1967	Manny Yglesias	1953
Chad McClellan	1986	Marty Rice	1971-74	Marv Stringfellow	1965-67	Z	
Gene McCormick	1957-60	Mike Riebling	1967-69	Walt Sumner	1968-69	Greg Zera	1968-71
Jim McCune	1964-65	Kevin Rigsby	1978	Bob Sutton	1966	Bill Ziegler	1966-67
Blane McDonald	1978-79	Rim Riley	1978-79	Harvey Sweeney	1954-56	Roger Zimmerman	1961
Rick McGlone	1974-77	Dan Roatche	1969-72	Alan Swindle	1980-82	Tom Zoeller	1983-86
Joe McKinney	1965-66	Pete Roberts	1967	Carl Szymanski	1974	T	
Mike McLeod	1975-77	Matt Robinson	1982-83	Steve Taddeo	1986-87	T	
Dale McMahan	1966	Charlie Rodgers	1957-60	Houston Taff	1966	T	
Ray McShane	1960-62	Tom Rosa	1972-73				
Bob Merry	1953	Jack Ross	1960-62				
Ron Mewbourne	1965-67	Larry Rothschild	1974				
Billy Mills	1951-54	George Roundtree	1962-64				
Billy Mills	1951-54	Mike Rudi	1987-88				
Don Milner	1978-79	S					
Bart Mitchell	1982-84	Harry Saferight	1970-71				
Dave Mobley	1976-79	Rick Saffel	1979				
Orson Mobley	1982	Tom Sailor	1982				



SEMINOLES IN THE PROS

Few Universities in the country have provided a pipeline to professional baseball as Florida State has. Since 1966, more than 100 have signed contracts.

Several former FSU players are currently active in the major leagues. Terry Kennedy (Orioles) and John Grubb (Tigers) played in the 1984 World Series. Mike Loynd pitched in 1987 with the Rangers.

Former FSU All-American and head coach Dick Howser managed his Kansas City Royal club to the 1985 World Series. Woody Woodward, another ex-FSU player and head coach, is now vice president of the Philadelphia Phillies.

Howser, Grubb and Kennedy are the three former Seminoles to play in a major league All-Star Game; while Woodward, Kennedy, Grubb and Rick Langford hold the distinction of former Seminoles to play in World Series competition.

Many Seminoles, including Bruce Tanner, Jody Reed, and Mike Fuentes, are currently playing in triple A ball—just one step away from the majors.

Overall, the Seminoles have had two or more players signed to professional contracts every year since 1968. In 1977, 11 players signed. In 1986, six Seminoles were drafted in the top 10 rounds and last year seven more signed contracts.

The list below contains the names of former Seminoles that have played one or more years in professional baseball, along with the team they originally signed with.

1987	
Rafael Bournigal	Los Angeles
Ed Fulton	St. Louis
Richie Lewis	Montreal
Jose Marzan	Minnesota
Chris Pollack	Montreal
Steve Taddeo	New York (AL)
John Wanish	Los Angeles
1986	
Eric Mangham	Los Angeles
Paul Sorrento	California
Luis Alicea	St. Louis
Bien Figueroa	St. Louis
Doug Little	Chicago (AL)
Mike Loynd	Texas

1985	
Frank Fazzini	Milwaukee
Kevin Smith	Houston
Steve Gelmine	Houston

1984	
Jody Reed	Boston
Jeff Gray	Philadelphia
Doug Treadway	Los Angeles

1983	
Bruce Tanner	Chicago (AL)
David Smalley	New York (AL)
Mike Yastrzemski	Atlanta
Tony Blasucci	Pittsburgh
Mark Barineau	Cleveland

1982	
Jeff Ledbetter	Boston
Chris Cawthon	Cleveland
Jay Keeler	Cleveland
Tim Phillips	Toronto
Jamey Shouppe	Houston
Allen Swindle	Cincinnati

1981	
Mike Fuentes	Montreal
Clem Freeman	Cincinnati
Rick Hatcher	Atlanta
Joe Licata	New York (AL)
Ed Schneider	Toronto

1980	
Ken Smith	New York (AL)
Jim Weaver	Minnesota

1979	
Craig Patterson	Kansas City
Joe Nichols	Montreal
Rick Holloway	Oakland

1978	
Blane McDonald	Atlanta
Mark Gilbert	Chicago (AL)
Brooks Carey	Baltimore
Bob Benda	Detroit

1977	
Guillermo Bonilla	Cleveland
Ben Curry	Cleveland
Larry Jones	Baltimore
Terry Kennedy	St. Louis
Carlos Lezcano	Chicago (NL)
Jim McArdie	Cincinnati
Rick McGlone	Kansas City
Mike McLeod	New York (AL)
Jackie Smith	Chicago (AL)
Joe Hicks	Chicago (AL)

1976	
Craig Eaton	Kansas City
Jeff Hardy	Chicago (AL)
Bob Mayer	Cincinnati

1975	
Jim Busby	Pittsburgh
Randy Davidson	Cincinnati
Danny O'Brien	St. Louis
Larry Rothschild	Cincinnati
Steve Tebbetts	Cincinnati

1974	
Ron Herring	Montreal
Marty Maier	Kansas City

1973	
John Librandi	Pittsburgh
Rick Coizie	Cincinnati
Roger Smith	California
Rick Snyder	Minnesota
Rick Langford	Kansas City

1972	
Dave Nichols	Minnesota
Dan Roatche	Boston
Herb Sikes	St. Louis

1971	
Ron Cash	Detroit
Al Cleveland	Detroit
Greg Gromek	Detroit
Mike Leber	Boston
Harry Saferight	Philadelphia
Mac Scarce	Philadelphia

1970	
Gene Ammann	Milwaukee
John Grubb	San Diego
Tom Henson	Cincinnati
Dick Nichols	Boston
Mike Slade	Texas
Pat Osburn	Cincinnati

1969	
Mike Easom	Montreal
Jim Gurzynski	Los Angeles
Chuck Hines	Pittsburgh
Jeff Hogan	Detroit
George Lott	Montreal
Dave Moates	Texas
Craig Skok	Boston
Dick Gold	Chicago (NL)
Chuck Cone	San Diego

1968	
Tom Cook	Oakland
Steve Mastin	Oakland
Wayne Vincent	Seattle
LaDon Boyd	Oakland

1966	
Jim Lyttle	New York (AL)
Gary Sprague	Cleveland
Eddie Howell	Kansas City
Dick Fernandez	Kansas City
Randy Brown	California
Pete Sarron	Cleveland
Mike Martin	New York (NL)
Maury Hopkins	New York (NL)

THIS IS FSU

Florida State is the University which boasts of such diverse assets as the world's most powerful supercomputer and the greatest all-collegiate show on Earth, the Flying High Circus.

Located in Tallahassee, the capital of Florida, FSU is a public, coeducational university and a senior member of the State University System.

About 23,500 students represented all 50 states and more than 100 foreign countries work toward more than 250 different graduate and undergraduate degrees in the 15 schools and colleges of Florida State. The colleges of arts and sciences, business, communication, education, engineering, home economics, law and social sciences combine with the schools of criminology, library and information studies, music, nursing, social work, theatre and visual arts to make FSU a nationally acclaimed university.

The Florida State campus, located just a few blocks from the state Capitol, is one of the most beautiful in the southeast. Traditional Gothic-style structures combine with the latest in modern architecture, all brought together by an array of oaks, pines, palms, dogwoods and azaleas. The natural beauty of the 347-acre main campus mirrors the picturesque features of the surrounding North Florida region.

Florida State was founded in 1857 as the Seminary West of the Suwannee River. Name changes over the years included Florida State College and, in 1909, Florida State College for Women. Governor Millard Caldwell signed a bill in 1947 which again made the institution coeducational and named it Florida State University.

Today, Florida State faculty and administrators generate more than \$35 million annually in external funding to supplement state sponsorship of research. In addition, almost \$13 million in private gifts was raised through the FSU Foundation during the past fiscal year. These contributions from alumni, friends, corporations, the university community and charitable foundations are for the sole benefit of Florida State's academic programs.

The FSU Supercomputer Computations Research Institute has attracted



international attention to the University, home of the world's fastest supercomputer. The ETA10 has the capacity to perform 10 billion calculations per second.

Students from every academic major have a chance to become stars on the highwire or flying trapeze by participating in the Flying High Circus, the only one of its kind in the nation.

Florida State academic programs extend well beyond Tallahassee. The FSU Marine Laboratory is located on the Gulf of Mexico, 45 miles away. Students participate in professional training programs at the Asolo State Theater in Sarasota and the Burt Reynolds Institute for Theatre Training in Jupiter. The Panama City Campus of Florida State offers upper-level courses which lead to bachelor's and master's degrees. The Center for Professional Development and Public Service, housed in the Florida State Conference Center on the edge of Campus, manages educational outreach activities from Pensacola to Miami. In addition, Florida State maintains programs of study in England, Italy, Costa Rica, Switzerland, Yugoslavia, and Panama Canal Zone and even the People's Republic of China.

The physical growth of the University during the Sliger administration is best evidenced by such additions as the new wing of the Rovetta Business

Building, the University Union expansion project, the new Paul A.M. Dirac Science Library Building, the Panama City Campus, the Jeffersonian Village Green project at the College of Law and the new building for the FAMU/FSU College of Engineering, now under construction.

Florida State is setting the pace as higher education in Florida prepares to enter the 21st century. And President Sliger takes pride not only the academic programs and facilities of the University, but also in the people—students, faculty, alumni, administrators and staff—who make Florida State a successful monument to learning.



Bernie Sliger

University President

Dr. Bernard Sliger has served as the 10th president of Florida State University since February 7, 1977, following a six-month stint as the University's interim president. In 1987 he celebrated the end of his first decade of leadership.

After he joined the administration in 1972 as executive vice president, he as-

sumed the additional duties of chief academic officer, and further served as director of the University's London Study Center during the fall quarter, 1975.

Sliger, a native of Trout Creek, Mi., was born Sept. 30, 1924. He holds three degrees, the B.A. ('49), M.A. ('50) and Ph.D. ('55), from Michigan State University, all in economics. He also has done post-doctoral study in mathematical economics at the University of Minnesota. Sliger has taught at Florida State, Michigan State, Louisiana State and at Southern University in Baton Rouge, La.

Sliger holds memberships in a number of professional, scholastic and honor societies, including Omicron Delta Kappa, Phi Kappa Phi and Alpha Kappa Psi. Since 1983, he has been a member of the board of directors of the Federal Reserve Bank of Atlanta and presently serves as chairman of the Board of Trustees of the American College Testing Corporation in Iowa City, Iowa. He also is a member of the Council of Presidents for the Southeastern Universities Research Association, based in Newport News, Va. He is active in a number of other civic and academic organizations.

As president at Florida State, Sliger is involved in athletics. He is a member of the NCAA's Presidents Commission and is one of 22 chief executive officers elected to that body from Division I schools. He began his four-year term in January of last year.

Sliger and his wife, Greta, have two sons, Paul and Sten, and two daughters, Nan and Greta.



Charles W. Ehrhardt
Faculty Athletic
Committee
Chairman

A Professor of Law at Florida State University since 1967. Charles W. Ehrhardt is in his fourth year as Chairman of the FSU Athletic Committee.

Ehrhardt served on the committee from 1969 to 71, and was reappointed to the board in 1983. He succeeded Dr. James Jones as chairman in 1984, and became Florida State's representative to the NCAA with the appointment.

A native of Elkader, Iowa, Ehrhardt received a bachelor's degree from Iowa State University in 1962. Two years later he earned his law degree from the University of Iowa and went on to become an Assistant United States Attorney in that state before coming to Tallahassee.

A widely-respected expert in the field of Evidence, Ehrhardt holds the Florida State

position as the Ladd Professor Evidence. He wrote the Florida Evidence Code, passed by the state legislature in 1976, which deals with the admissibility of evidence in court trials. Ehrhardt is also the author of a book on evidence, first published in 1977 and scheduled for a second edition soon.

From 1984-86, he was president of the Metro Conference which made him the league's chief representative to the NCAA. He is still active in conference administration, serving on the editorial committee.

Ehrhardt and his wife, the former Judy Sutton, have three children.



C.W. "Hootie" Ingram
Athletic
Director

Cecil Ingram, known to his friends and associates as "Hootie," has headed Florida State's athletic department for the past seven years. He came to FSU in January of 1981 after eight years with the Southeastern Conference.

Upon arriving in Tallahassee, Ingram initiated a \$10 million-dollar building program for athletic facilities, Moore Athletic Center, which houses administrative, coaching and ticket personnel, was planned, built and completed under Ingram's leadership.

Dick Howser Stadium, second to none in the South, was completed during Ingram's second year at FSU, while Doak Campbell Stadium, the Bim Stults Aquatic Center and Mike Long Track were all renovated.

Ingram is in his second year of a four-year term on the prestigious NCAA Council. As an elected member of that body, he is one of 22 representative from Division I schools. Ingram is also a member of the College Football Association (CFA) television committee, chairman of the NCAA nominating committee and chairman of the major independents.

A native of Tuscaloosa, AL, Ingram played football for the hometown Crimson Tide from 1951 to 1954. He was named all-SEC as a sophomore when he led the nation in pass interceptions. He was a member of both the 1953 Orange and 1954 Cotton Bowl squads, and also lettered for the Alabama baseball team as an infielder.

Ingram moved into the college coaching arena in 1960 as an assistant at Wake Forest. He also made coaching stops at Virginia Tech, Georgia and Arkansas before accepting the head coach's job at Clemson in 1970, the only collegiate head coaching

job he held. Three years after taking the position, Ingram left Clemson to join the SEC as an assistant commissioner.

During his eight-year tenure with the conference, his duties included supervision of football and basketball officials, rules interpretations and eligibility. After five years as assistant commissioner, he was named associate commissioner in 1978.

Ingram and his wife, Toni, have a son and two daughters.



Bob Goins
Associate
Athletic
Director

Bob Goins has been the associate athletic director at Florida State since July of 1981. Several sports programs report to Goins, and he also assists athletic director Hootie Ingram with day-to-day operations of the athletic department. Goins is also responsible for organizing and implementing game day operations for the football, basketball and baseball teams.

Goins has served as tournament director for the NCAA South and Atlantic Regionals, which have been held in Tallahassee very year since 1983.

Goins came to Florida State with experience as both an administrator and a coach. He arrived at FSU after two years as athletic director of California (PA) State College, where he was credited with expanding the athletic department. He formed the Cal State Athletic Scholarship Fund and Athletic Booster Club and established the Cal State radio network.

Prior to taking the California post, Goins was assistant athletic director at West Virginia, from 1976 to 1979. At WVU, he was involved in several expansions projects, including construction of a new stadium and athletic facility.

Between 1960 and 1976, he held a variety of positions at Bethany (W.Va.) College including coaching assignments in football, basketball and baseball. Goins was associate professor and chairman of physical education and athletics at the school from 1972 to 1976, and coached Bethany football teams from 1963 to 1972.

Goins received a bachelor's degree from Bethany in 1959 and his master's from West Virginia in 1962.

He and his wife, Nancy have four children. One son, Brian, is an assistant football coach at Shippensburg (PA) State University.

MEDIA INFORMATION

CREDENTIALS: Working press credentials are required for admittance to the Seminole Stadium pressbox and will be issued to working personnel only. All requests should be directed to Wayne Hogan at least one week prior to game day. Seminole Stadium has 15 seats in the main pressbox that will be allocated on the following priority: (1) Local and student press, radio and television stations actually broadcasting, state daily papers, national publications, wire services, and opponent's local and student press. (2) Radio and television not broadcasting. (3) Weeklies or other publications.

RADIO: Florida State will provide one booth for opposing teams broadcast. Should an FSU opponent have more than one radio station, a platform will be made available in the stadium. When such a case occurs, the visiting team's SID will allocate the space.

PHOTOGRAPHERS: Accredited photographers will be permitted to shoot from designated areas on the field. No freelance passes will be issued.

PHONE LINES: Florida State has three phone lines in the main pressbox, for media use. Visiting radio stations are required to secure their own phone service directly through Centel Telephone (904) 681-6600. Seminole Flagship Station WTNT has in the past installed one phone line for use by visiting radio stations. Call Rod Meadows at (904) 893-4358 for details on using this line.

PARKING: Easy access to Seminole Stadium from Doak Campbell Stadium parking lot. No pass is required, but those with equipment will want to arrive early and avoid longer walks to baseball field.

SERVICES: Florida State will provide scorecards, programs, statistics and light refreshments at all Seminole baseball games. A complete box will be available approximately 10 minutes after the conclusion of each game.

INTERVIEWS: Florida State players will be available to the media prior to and during batting practice. Coach Martin and his players will be available for post game interviews, approximately 10 minutes after each game. All interviews during off days should be arranged through Wayne Hogan of the FSU Sports Information Office.

PRESSBOX INFORMATION: For in-game updates, call (904) 644-1553 or (904) 644-1543. These numbers are for media use only, and should not be released or used by the general public.



Florida State Sports Information Staff




Wayne Hogan
Director
H: (904) 386-5359



Lisa Franson
Associate Director
H: (904) 575-4773



Rob Wilson
Assistant Director
H: (904) 877-8738



Nick Gandy
Graduate Assistant
H: (904) 222-4936




Chris Sears
Graduate Assistant
H: (904) 222-5587

CONTACT US AT: (904) 644-1060/644-1403 after 4:30 p.m.

ADDRESS INQUIRIES TO: Sports Information Office, P. O. Drawer 2195, Tallahassee, FL 32316

SHIP OVERNIGHT PACKAGES TO: Sports Information Office, Moore Athletic Center, Pensacola Street, Tallahassee, FL 32306

BASEBALL PRESS BOX: (904) 644-1553



We're proud to be FSU's largest corporate sponsor.

Hardee's

We're out to win you over.™

Photography by Bob O'Lary

©1987 Hardee's Food Systems, Inc.