


The Seminole Record Book



The memories of baseball fans rank among the wonders of the western world . . . Men who forget their wife's birthdays and anniversaries will tell you to the nearest fraction the lifetime batting average of their favorite star.

To be a professional in such a field with such expert amateurs has proven a nightmare for more than one reporter since the exploits of the game were first put into print. Baseball enthusiasts are demanding in their standards of accuracy. They want to know all the facts . . . batting averages, fielding percentages – and if someone set a record for the most consecutive foul balls hit in one time at bat in AA ball in 1934, they want to know that, too.

— Sidney Offit
The Best of Baseball

TEAM RECORDS

GAMES

Games Played

Most in Season: 84, 1984
Fewest in Season: 17, 1948

Victories

Most in Season: 61, 1986 (61 - 13)
Fewest in Season: 9, 1948 (9 - 8)

Winning Percentage

Highest in Season: .854, 1968 (35 - 6)
Lowest in Season: .529, 1948 (9 - 8)

Winning Streak

Longest: 21, 1968 (March 23 - April 4) and
 21, 1969 (March 29 - April 4)

Losing Streak

Longest in Season: 5, 1974 and 1985

Attendance

Single Home Game: 6145 vs. Miami, 1986
3-game series: 16,151 vs. Miami, 1986
2-game series: 7,852 vs. Florida, 1986
Single Season: 118,897, 1986 (45 dates)
Single Season, all games: 231,511, 1986 (68 dates,
 World Series included)

Shutouts

Fewest Times Shutout in Season: 0, 1985 (82 games) and other
 years with fewer games
Most Times Shutout in Season: 5, 1974
Longest Streak Without Being Shutout: 316, 1984 - present
Most Recorded in Season: 15, 1970 (59 games) and 15, 1975
 (59 games)
Most Consecutive: 4, 1970 and 4, 1973
Consecutive Scoreless Innings: 40, 1973

Extra Inning Games:

Most in Season: 6, 1974 and 6, 1981
Longest Game: 15 innings, Several occasions

BATTING

At-Bats

Most in Game: 53, vs. Hawaii, 1977
Both Teams: 107, vs. Hawaii, 1977 (FS 53, H 54)
Most in Season: 2,872, 1985 (82 games)
Fewest in Season: 752, 1951 (18 games)
Most Plate Appearances in Inning: 19, vs. Cleveland State, 1982
 and 19, vs. Jacksonville, 1976

Runs

Most in Inning: 16, vs. Cleveland State, 1982
Most in Game: 31, Georgia State, 1982 (6 innings)
Most Allowed in Game: 24, vs. Clemson, 1959
Most Combined: 39, vs. Cleveland State, 1982 (FS 24, CS 15)
 and 39, vs. Georgia State, 1984 (FS 26, GS 13)
Largest Winning Margin: 26, vs. Dayton, 1981 (FS 26, D 2)
Largest Losing Margin: 22, vs. Clemson, 1959 (C 24, FS 2)
Most in Season: 752, 1982
Most Allowed in Season: 464, 1984
Fewest in Season: 101, 1948 (17 games)
Fewest Allowed in Season: 72, 1952 (21 games)

Hits

Most in Inning: 11, vs. Jacksonville, 1976 and 11, vs.
 Missouri-Rolla, 1980
Most Allowed in Inning: 8, South Florida, 1974

Most in Game: 23, Mississippi State, 1966; 23, Florida, 1979; 23,
 Georgia State, 1982 (2/14); 23 vs. Georgia State, 1982 (4/4); vs.
 Jacksonville, 1986 (4/8)

Most Allowed in Game: 23, Nevada-Las Vegas, 1978

Most in Season: 947, 1985 (82 games)

Most Allowed in Season: 756, 1984

Fewest in Season: 186, 1952 (21 games)

Fewest Allowed in Season: 130, 1952 (21 games)

Doubles

Most in Game: 8, vs. Brooklyn College, 1980

Most Allowed in Game: 6, several times

Most Combined: 10, vs. Cleveland State, 1982 (FS 5, CS 5)

Most in Season: 159, 1982 (74 games)

Most Allowed in Season: 133, 1984 (84 games)

Fewest in Season: 24, 1951 (18 games)

Fewest Allowed in Season: 19, 1951 (18 games)

Triples

Most in Game: 5, vs. Western Kentucky, 1968 and 5, vs.
 Georgia State, 1982

Most Allowed in Game: 3, several times

Most Combined: 5, vs. Western Kentucky, 1968 (FS 5, WK 0) and
 5, vs. Georgia State, 1982 (FS 5, GS 0)

Most in Season: 35, 1969 (52 games) and 35, 1972 (68 games)

Home Runs

Most in Game: 7, vs. Missouri-Rolla, 1980 and 7, vs.
 Georgia State, 1982

Most Allowed in Game: 6, vs. Southern Miss., 1986

Most Combined: 8, vs. Georgia State, 1982 (FS 7, GS 1) and 8, vs.
 Georgia Southern, 1984 (FS 5, GS 3) and Southern Miss., 1986
 (FS 2, SM 6)

Most in Season: 146, 1985 (82 games)

Most Allowed in Season: 82, 1984 (84 games)

Fewest in Season: 3, 1954 (21 games)

Fewest Allowed in Season: 4, 1951 (18 games)

Most Grandslams: 7, 1984 (84 games)

Total Bases

Most in Game: 51, vs. Georgia State, 1982

Most Combined: 75, vs. Georgia State, 1982 (FS 51, GS 24)

Most in Season: 1,580, 1985 (82 games)

Fewest in Season: 250, 1952 (21 games)

Slugging Percentage

Highest in Season: .568, 1982 (74 games)

Runs Batted In

Most in Game: 27, vs. Georgia State, 1982

Most Combined: 32, vs. Georgia State, 1982 (FS 27, GS 5) and 32, vs.
 Cleveland State, 1982 (FS 23, CS 9)

Most in Season: 698, 1985 (82 games)

Base on Balls

Most in Game: 20, vs. Cleveland State, 1982

Most Allowed: 18, vs. Stetson, 1976

Most Combined: 26, vs. Valdosta State, 1980 (FS 10, S 16)

Most in Season: 555, 1984

Most Allowed in Season: 340, 1972 (68 games)

Fewest in Season: 93, 1955 (22 games)

Strikeouts

Most in Game: 18, vs. Georgia, 1968

Most Combined: 29, vs. Georgia, 1968 (FS 18, G 11) and 29, vs.
 Georgia Southern, 1970 (GS 16, FS 13)

Fewest in Season: 93, 1955 (22 games)

TEAM RECORDS

Batting Average

Highest in Season: .337, 1980 (63 games)
 Highest Allowed in Season: .281, 1980 (63 games)
 Lowest in Season: .237, 1967 (46 games)
 Lowest Allowed in Season: .186, 1970 (59 games)

Stolen Bases

Most in Game: 11, vs. Stetson, 1957 and 11 vs. Richmond, 1986
 Most Allowed in Game: 13, vs. Stetson, 1973
 Most Combined: 13, vs. Stetson, 1973 (FS 0, S 13)
 Most in Season: 232, 1987 (73 games)
 Most Allowed in Season: 98, 1984 (84 games)
 Fewest in Season: 20, 1954 (21 games)
 Fewest Allowed in Season: 7, 1962 (28 games) and 7, 1968 (41 games)

DEFENSE

Putouts

Most in Season: 2212, 1984 (84 games)

Assists

Most in Season: 1126, 1984 (84 games)
 Fewest in Season: 226, 1960 (22 games)

Errors

Most in Game: 9, vs. Valdosta State, 1988
 Most in by Opponent: 8, several times, latest Jacksonville, 1985
 Most Combined: 12, vs. Georgia State, 1984 (FS 4, GS 8), vs. Valdosta State, 1988 (FS 9, VS 3)
 Most in Season: 167, 1984 (84 games)
 Most by Opponent in Season: 184, 1984 (84 games)

Fielding Average

Highest in Season: .965, 1979 (61 games)
 Lowest in Season: .915, 1959 (33 games)

Double Plays

Most in Game: 4, many times, latest vs. Memphis State, 1986
 Most in Season: 93, 1984 (33 games)

PITCHING

Pitching Appearances

Most in Games: 7, vs. Georgia, 1982
 Most in Season: 223, 1984 (84 games)

Complete Games

Most in Season: 27, 1969 (52 games)

Innings Pitched

Most in Season: 738, 1984 (84 games)
 Most by Opponent: 717, 1984 (84 games)

Saves

Most in Season: 27, 1971 (57 games)

No-Hitters

Most in Season: 2, 1968 (41 games)

One-Hitters

Most in Season: 6, 1970 (59 games)

Two-Hitters

Most in Season: 6, 1970 (59 games) and 6, 1976 (56 games)

Earned Runs

Most Allowed in Season: 367, 1984 (84 games)

Earned Run Average

Highest in Season: 4.48, 1984 (84 games)
 Lowest in Season: 1.49, 1970 (59 games)

Strikeouts

Most Recorded in Game: 25, vs. Furman, 1956
 Most Recorded in Season: 718, 1986 (74 games)
 Fewest Recorded in Season: 126, 1954 (21 games)

Team Records: Defense - Pitching
 Individual Records: Games - Batting

INDIVIDUAL RECORDS

GAMES

Games Played

Most in Season: 84, Paul Sorrento, 1984 and 84, Frank Fazzini, 1984
 Most in Career: 279, Mike Yastrzemski, 1980 - 83, Barry Blackwell, 1988
 Consecutively in Season: 84, Paul Sorrento, 1984 and 85, Frank Fazzini, 1984
 Consecutively in Career: 167, Don DeLoach, 1977 - 81

BATTING

Batting Average

Highest in Season: (0 - 125 at-bats) .436, Bob Clem, 1959; (126 - 199 at-bats) .399, Mike Augustine, 1963; (222 - 250 at-bats) .409, Mike Fuentes, 1980; (250+ at-bats) .413, Frank Fazzini, 1985
 Highest in Career: (100 - 600 at-bats) .410, Bob Clem, 1959 - 60; (600+ at-bats) .373, Mike Fuentes, 1978 - 81

Slugging Percentage

Highest in Season: .875, Jeff Ledbetter, 1982 (273 TB/312 AB)
 Highest in Career: .727, Jeff Ledbetter, 1979 - 82 (704 TB/968 AB)

At-Bats

Most in Game: 7, several players
 Most in Season: 357, Luis Alicea, 1985
 Most in Career: 978, Jose Marzan, 1984 - 87

Runs Scored

Most in Game: 6, Mark Gilbert vs. Ohio State, 1978 and 6, Luis Alicea vs. Georgia State, 1984
 Most in Season: 109, Frank Fazzini, 1985
 Most in Career: 285, Jeff Ledbetter, 1979 - 82

Hits

Most in Inning: 2, Many players
 Most in Game: 6, Luis Alicea vs. So. Miss., 1985
 Most in Season: 137, Frank Fazzini, 1985
 Most in Career: 335, Jeff Ledbetter, 1979 - 82
 Most Consecutive Hits: 9, Donny Erickson, 1988
 Most Consecutive Times on Base: 13, Paul Sorrento, 1985
 Hitting Streak: 28, Brad Parker, 1988

INDIVIDUAL RECORDS

Doubles

Most in Game: 4, Joe Licata vs. Georgia State, 1981
Most in Season: 29, Don DeLoach, 1980
Most in Career: 62, Mike Yastrzemski, 1980 — 83 and 62, Jeff Ledbetter, 1979 — 82

Triples

Most in Game: 2, by 9 players, latest Jose Marzan vs. Georgia State, 1985
Most in Season: 9, Dick Gold, 1969 and Luis Alicea, 1985
Most in Career: 19, Luis Alicea, 1984 — 86

Home Runs

Most in Game: 4, Jeff Ledbetter vs. Georgia State, 1982
Most in Season: 42, Jeff Ledbetter, 1982
Most in Career: 97, Jeff Ledbetter, 1979 — 82
Grandslams in Game: 2, Craig Patterson vs. Wright State, 1979
Grandslams in Season: 2, many players, latest Jimmy Jones, 1984

Runs Batted In

Most in Game: 9, Mike Fuentes vs. Jacksonville, 1979 and Luis Alicea vs. So. Miss., 1985
Most in Season: 124, Jeff Ledbetter, 1982
Most in Career: 346, Jeff Ledbetter, 1979 — 82

Total Bases

Most in Game: 17, Jeff Ledbetter vs. Georgia State, 1982
Most in Season: 273, Jeff Ledbetter, 1982
Most in Career: 704, Jeff Ledbetter, 1979 — 82

Stolen Bases

Most in Game: 6, Chip BiFano vs. Kearny State, 1977
Most in Season: 51, Edwin Alicea, 1988
Most in Career: 98, Jose Marzan, 1984 — 87

Hit By Pitches

Most in Game: 3, Mark Barineau, 1982
Most in Season: 13, Mark Barineau, 1983
Most in Career: 31, Mark Barineau, 1981 — 83

Base On Balls

Most in Game: 5, four players, most recently by Lionel Martinez vs. Virginia Tech, 1980
Most in Season: 80, Lionel Martinez, 1982
Most in Career: 195, Paul Sorrento, 1984 — 86

Strikeouts

Most in Game: 5, Dick Nichols vs. Georgia Southern, 1970 and 5, Dick Nichols vs. Southern Cal., 1970 and 5, Ed Fulton vs. South Florida, 1986
Most in Season: 74, Frank Fazzini, 1984
Most in Career: 169, Frank Fazzini, 1983 — 85
Fewest in Season (75 AB Min.): 1, Cooter Mills, 1974

DEFENSE

Putouts

Most in Season: 623, Ed Fulton, 1986
Most in Career: 1451, Jose Marzan, 1984 — 87

Assists

Most in Season: 254, Luis Alicea, 1984
Most in Career: 670, Luis Alicea, 1983 — 86

PITCHING

Appearances

Most in Season: 40, Bruce Tanner, 1983
Most in Career: 90, Doug Little, 1983 — 86

Starts

Most in Season: 24, Mike Loynd, 1986
Most in Career: 78, Doug Little, 1983 — 86

Relief Appearances

Most in Season: 40, Bruce Tanner, 1983
Most in Career: 71, Doug Treadway, 1982 — 83

Complete Games

Most in Season: 12, Brooks Carey, 1978 (15 starts) and 12, Danny O'Brien, 1975 (17 starts)
Most in Career: 23, Wayne Vincent, 1966 — 68

Innings Pitched

Most in Season: 164.2, Mike Loynd, 1986
Most in Career: 549, Doug Little, 1983 — 86

Saves

Most in Season: 18, Mac Scarce, 1970
Most in Career: 30, Mac Scarce, 1970 — 71

Victories

Most in Season: 20, Mike Loynd, 1986
Most in Career: 49, Doug Little, 1983 — 86
Consecutive in Season: 17, Mike Loynd, 1986
Consecutive in Career: 18, Larry Jones, 1974 — 75

Losses

Fewest in Season: 0, Gene Ammann, 1970 (15 - 0) and several other with fewer decisions
Fewest in Career (20+ decisions): 2, Gene Ammann, 1968 — 72, (31 - 2)

Home Runs Allowed

Most in Season: 19, Doug Little, 1984
Most in Career: 49, Doug Little, 1983 — 86

Strikeouts Recorded

Most in Game: 24, Tony Avitable vs. Furman, 1956
Most in Season: 223, Mike Loynd, 1986
Most in Career: 520, Richie Lewis, 1985 — 87 (392.2)

Base On Balls

Most in Season: 72, Dave Fernald, 1972 (105.2 innings) and Richie Lewis, 1986 (127.2 innings)
Most in Career: 236, Larry Jones, 1974 — 77 (300 innings)

Earned Run Average

Lowest in Season (30+ innings): 0.66, Gene Ammann, 1970 (10 ER/137 IN)
Lowest in Career (100+ innings): 1.45, Wayne Vincent, 1966 — 68 (58 ER/292 IN)
Highest in Season (30+ innings): 8.62, Al Ashmont, 1985 (30 ER/31 IP)
Highest in Career (100+ innings): 5.04, David Smalley, 1980 — 83 (106 ER/189.1 IN)

Runs Allowed

Fewest in Season: 18, Steve Mastin, 1968 (107 innings) and 18, Bruce Tanner, 1983 (66.1 innings)
Most in Season: 95, Doug Little, 1984
Most in Career: 287, Doug Little, 1983 — 86 (549 innings)

Earned Runs Allowed

Fewest in Season (30+ innings): 8, Max Long, 1981 (45 innings)
Most in Season (30+ innings): 79, Doug Little, 1984 (161.1 innings)
Most in Career (100+ innings): 211, Doug Little, 1983 — 86 (549 innings)

Hits Allowed

Fewest in Season: 13, Mac Scarce, 1971 (33.1 innings)
Most in Season: 167, Doug Little, 1984 (161.1 innings)
Most in Career: 533, Doug Little, 1983 — 86 (549 innings)

MISCELLANEOUS RECORDS

YEAR-BY-YEAR BATTING CHAMPIONS

1948	Jack Wilson	.298	(20 - 67)
1950	Ron Melton	.361	(30 - 83)
1951	Lee Bailey	.352	(32 - 91)
1952	Ralph Blinn	.317	(20 - 63)
1953	Cooter Mills	.319	(29 - 91)
1954	Cooter Mills	.368	(32 - 87)
1955	Riley SeEVERS	.415	(27 - 65)
1956	Dick Howser	.415	(27 - 65)
1957	Dick Howser	.364	(32 - 88)
1958	Owen McCarron	.365	(35 - 96)
1959	Bob Clem	.436	(44 - 101)
1960	Bob Clem	.383	(36 - 94)
1961	Jack Dull	.370	(40 - 108)
1962	Woody Woodward	.365	(54 - 148)
1963	Mike Augustine	.399	(65 - 163)
1964	Ken Saurez	.404	(44 - 109)
1965	Gary Nichols	.333	(29 - 87)
1966	Gary Sprague	.369	(74 - 195)
1967	Bob Canty	.340	(18 - 53)
1968	Mike Easom	.386	(56 - 145)
1969	Dick Nichols	.336	(45 - 138)
1970	Dick Nichols	.338	(80 - 237)
1971	Ron Cash	.352	(58 - 165)
1972	Tom Rosa	.338	(69 - 204)
1973	Tom Rosa	.317	(66 - 208)
1974	Juan Bonilla	.351	(82 - 232)
1975	Steve Tebbetts	.374	(76 - 203)
1976	Joe Hicks	.391	(45 - 115)
1977	Carlos Lezcano	.346	(63 - 182)
1978	Blane McDonald	.393	(79 - 201)
1979	Craig Patterson	.397	(95 - 239)
1980	Mike Fuentes	.408	(95 - 233)
1981	Mike Fuentes	.353	(106 - 300)
1982	Jeff Ledbetter	.381	(119 - 312)
1983	Frank Fazzini	.366	(86 - 235)
1984	Paul Sorrento	.349	(103 - 295)
1985	Frank Fazzini	.413	(137 - 332)
1986	Luis Alicea	.392	(112 - 286)
1987	Marc Giordano	.382	(47 - 123)
1988	Barry Blackwell	.348	(79 - 227)

CAREER RBIS

1.	Jeff Ledbetter (1979 - 82)	346
2.	Frank Fazzini (1983 - 85)	270
3.	Mike Fuentes (1978 - 81)	257
4.	Mike Yastrzemski (1980 - 83)	223
5.	Paul Sorrento (1984 - 86)	222
6.	Jimmy Jones (1982 - 85)	198
7.	Luis Alicea (1984 - 86)	193
8.	Jose Marzan (1984 - 87)	192
9.	Ed Fulton (1985 - 87)	190
10.	Rick Figueroa (1980 - 83)	188
11.	Barry Blackwell (1985 - 88)	187
12.	Juan Bonilla (1974 - 77)	150
13.	Don DeLoach (1978 - 81)	143
14.	Chris Cawthon (1981 - 82)	142
15.	Terry Kennedy (1975 - 77)	137

CAREER HOME RUNS

1.	Jeff Ledbetter (1979 - 82)	97
2.	Frank Fazzini (1983 - 85)	79
3.	Mike Fuentes (1978 - 81)	64
4.	Paul Sorrento (1984 - 86)	48
5.	Ed Fulton (1985 - 87)	45
6.	Jimmy Jones (1982 - 85)	41
7.	Mike Yastrzemski (1980 - 83)	40
8.	Chris Cawthon (1981 - 82)	36
9.	Jose Marzan (1984 - 87)	35
10.	Terry Kennedy (1975 - 77)	32

RBI LEADERS — SINGLE SEASON

1.	Jeff Ledbetter	124	1982
2.	Frank Fazzini	118	1985
3.	Mike Fuentes	106	1981
4.	Chris Cawthon	103	1982
5.	Jeff Ledbetter	95	1981
6.	Joe Licata	91	1981
7.	Frank Fazzini	89	1984
8.	Don DeLoach	87	1982
9.	Paul Sorrento	86	1986
10.	Mike Fuentes	83	1980
11.	Ed Fulton	78	1986
12.	Jim Weaver	75	1981
13.	Luis Alicea	73	1986
14.	Jeff Ledbetter	73	1980
15.	Jimmy Jones	73	1985

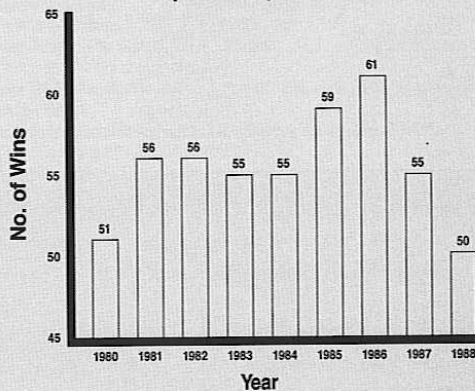
HOME RUN LEADERS — SINGLE SEASON

1.	Jeff Ledbetter	42	1982
2.	Frank Fazzini	33	1985
3.	Frank Fazzini	29	1984
4.	Mike Fuentes	27	1981
5.	Chris Cawthon	26	1982
6.	Jeff Ledbetter	23	1981
7.	Paul Sorrento	22	1986
8.	Terry Kennedy	21	1976
9.	Mike Fuentes	21	1980
10.	Jimmy Jones	21	1985
11.	Jeff Ledbetter	19	1980
12.	Ed Fulton	19	1987
13.	Jim Weaver	18	1980
14.	Mark Lacy	18	1982
15.	Frank Fazzini	17	1983

NO-HITTERS

- 1958 — Frank Slusser vs. Miami (18 - 0)
- 1967 — Wayne Vincent vs. Georgia Southern (7 - 0)
- 1968 — Jeff Hill vs. Springfield (18 - 0)
- 1968 — Gene Ammann and Lin Garrett vs. Wake Forest (3 - 0)
- 1970 — Gene Ammann vs. South Florida (7 - 0)
- 1977 — Mike McLeod vs. Oliver (23 - 0)
- 1988 — Jerry Nielsen vs. Baptist (7 - 0)

Wins Per Season (1980-88)



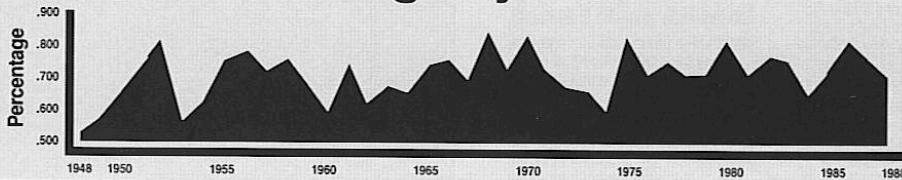
Miscellaneous Records — Batting Champions — Career RBIs — Career Home Runs — Single Season RBIs — Single Season Home Runs — No Hitters

YEAR-BY-YEAR RECORDS

Year-By-Year Records

Year	Coach	Captains	W	L	T	Runs	Opp.	BA	Opp.
1948	Charlie Armstrong	Ron Nettles	9	8	0	101	121	NA	NA
1949	Charlie Armstrong	Sam Cox	11	8	0	126	103	NA	NA
1950	Charlie Armstrong	Bob Trowbridge	13	7	0	122	104	NA	NA
1951	Charlie Armstrong	Augie Pompella	16	6	0	161	97	.292	.234
1952	Ralph Matherly	Bob Trowbridge	17	4	0	158	72	.266	.188
1953	Ralph Matherly	Cooter Mills	13	10	1	156	254	NA	NA
1954	Ralph Matherly	Bob Hudson	13	8	0	164	102	.269	NA
1955	Danny Litwhiler	Billy Campbell Bob Hudson	17	6	0	189	98	.321	NA
1956	Danny Litwhiler	Max Long	25	7	0	244	121	.295	NA
1957	Danny Litwhiler	Carlee Hendrix	22	9	0	232	120	.297	NA
1958	Danny Litwhiler	Dick Howser	20	7	0	198	104	.295	.208
1959	Danny Litwhiler	Dale Koch	22	11	0	258	166	.282	.231
1960	Danny Litwhiler	Ray Bazzell	13	9	0	183	136	.313	.254
1961	Danny Litwhiler	Frank Davis Jack Dull	21	7	0	203	238	.301	.256
1962	Danny Litwhiler	Ray McShane Bob Madison	23	14	0	254	221	.296	.258
1963	Danny Litwhiler	Al Beccaccio	26	13	0	250	151	.278	.213
1964	Fred Hatfield	Jim Reed	23	13	0	244	171	.273	.247
1965	Fred Hatfield	Gerry Chmielewski	32	11	1	305	179	.281	.253
1966	Fred Hatfield	Dick Fernandez	39	13	0	417	192	.294	.214
1967	Fred Hatfield	Roy Mewbourne	32	14	0	214	155	.234	.220
1968	Fred Hatfield	Chuck Cone Bob Canty	35	6	0	291	120	.284	.215
1969	Jack Stallings	Dick Gold Mike Easom	38	13	1	303	158	.273	.219
1970	Jack Stallings	Dick Nichols	49	9	1	261	144	.277	.186
1971	Jack Stallings	Harry Saferight Ron Cash	41	16	0	341	208	.282	.208
1972	Jack Stallings	Ken Doria Mike Scarce	45	23	0	473	325	.291	.251
1973	Jack Stallings	John Librandi Denny Williams	38	21	0	331	218	.239	.218
1974	Jack Stallings	Randy Davidson	37	25	0	320	269	.268	.232
1975	Woody Woodward	Randy Davidson	49	10	0	371	162	.300	.198
1976	Woody Woodward	Craig Eaton	40	16	0	467	228	.302	.210
1977	Woody Woodward	Larry Jones	37	13	0	459	375	.271	.231
1978	Woody Woodward	Brooks Carey Greg Jones	44	18	0	457	303	.309	.269
1979	Dick Howser	Craig Patterson	43	17	1	494	272	.319	.277
1980	Mike Martin	Don DeLoach Craig Ramsey	51	12	0	630	306	.327	.281
1981	Mike Martin	Mike Fuentes Rick Hatcher	56	23	0	638	407	.303	.273
1982	Mike Martin	Jeff Ledbetter	56	17	1	752	375	.327	.243
1983	Mike Martin	Mike Yastrzemski Rick Figueredo	55	18	1	737	574	.302	.243
1984	Mike Martin	Jody Reed Jeff Gray	55	29	0	644	464	.291	.265
1985	Mike Martin	Frank Fazzini Jimmy Jones	59	23	0	786	406	.330	.245
1986	Mike Martin	Luis Alicea Doug Little Mike Loynd	61	13	0	655	333	.325	.244
1987	Mike Martin	Ed Fulton Jose Marzan	55	18	0	579	319	.307	.241
1988	Mike Martin	Barry Blackwell Edwin Alicea	50	18	1	568	309	.302	.257

Won-Lost Percentage By Year



ALL AMERICANS

ABCA (Coaches)

Dick Howser	1957 - 58
Bob Clem	1959
Jack Dull	1961
Buddy Teagle	1962
Mike Augustine	1963
Woody Woodward	1963
Ken Saurez	1964
Jim Lyttle	1964
Tom Cook	1968
John LiBrandi	1972
Danny O'Brien	1975
Randy Davidson	1975
Jaun Bonilla	1976
Blane McDonald	1978
Craig Patterson	1979
Mike Fuentes	1980 - 81
Jeff Ledbetter	1981 - 82
Frank Fazzini	1985
Doug Little	1985
Luis Alicea	1986
Mike Loynd	1986
Richie Lewis	1987
Ed Fulton	1987

Sporting News

Jim Lyttle	1964
Dick Gold	1969
Dick Nichols	1970

John Grubb	1970
Ron Cash	1970
Pat Osburn	1970
Steve Tebbetts	1975
Jim Busby	1975
Terry Kennedy	1976 - 77
Jim Weaver	1980
Mike Fuentes	1980 - 81
Jeff Ledbetter	1981 - 82
Frank Fazzini	1985
Luis Alicea	1986
Richie Lewis	1987

Academic All-American (CoSIDA)

Greg Gromek	1970 - 71
Carl Gromek	1970
Danny O'Brien	1975
Tommy Zoeller	1985

Baseball America

Jeff Ledbetter	1981 - 82
Frank Fazzini	1984 - 85
Doug Little	1985
Luis Alicea	1985 - 86
Paul Sorrento	1986
Mike Loynd	1986
Richie Lewis	1986
Bien Figueroa	1986

Richie Lewis	1987
Ed Fulton	1987

Freshman All-America (Selected by Baseball America)

Frank Fazzini	1983
Doug Little	1983
Paul Sorrento	1984
Luis Alicea	1984
Ray Revak	1984
Richie Lewis	1985
Barry Blackwell	1985
Ricky Kimball	1988

Golden Spike Award

Presented annually to the top amateur baseball player in the country as selected by a special committee for the United States Baseball Federation.

Mike Fuentes	1981
Mike Loynd	1986

Sporting News Player of the Year

Selected by *Sporting News* writers as the best collegiate player in the nation.

Terry Kennedy	1977
Jeff Ledbetter	1982

All-Americans
Seminoles NCAA Records: Team - Individual

THE SEMINOLES NCAA RECORD BOOK

TEAM RECORDS

Most Games Without Being Shutout: 316 (4/29/84 through 1988 season)
Most At-Bats: 2,872 in 1985 ranks 5th
Runs Scored: 786 in 1985 ranks 6th
Most Hits: 947 in 1985 ranks 4th
Most Home Runs: 146 in 1985 ranks 2nd; 131 in 1982 ranks 4th
Total Bases: 1580 in 1985 ranks 2nd
Strikeouts: 520 in 1984 ranks 1st
Innings Pitched: 738 in 1984 ranks 4th
Strikeouts Recorded: 718 in 1986 ranks 4th
Most Putouts: 2,214 in 1984 ranks 4th
Most Assists: 1,126 in 1984 ranks 1st
Total Chances: 3,507 in 1984 ranks 1st
Double Plays: 95 in 1984 ranks 2nd (tie)

INDIVIDUAL RECORDS

At-Bats: 357, Luis Alicea, 1985 ranks 2nd
Runs Scored: 109, Frank Fazzini, 1985 ranks 4th
Most Hits: 137, Frank Fazzini, 1985, ranks 2nd (tie)
Career Home Runs: 97, Jeff Ledbetter, ranks 2nd; 79, Frank Fazzini, ranks 3rd
Most Home Runs: 42, Jeff Ledbetter, 1982, ranks 2nd; 33, Frank Fazzini, ranks 3rd
Career RBIs: 346, Jeff Ledbetter, ranks 1st
Most RBIs: 124, Jeff Ledbetter, 1982, ranks 3rd
Career Hits By Pitch: 31, Mark Barineau, ranks 1st
Career Strikeouts: 169, Frank Fazzini, ranks 1st
Career Starts: 78, Doug Little, ranks 1st

Starts: 25, Mike Loynd, 1986, ranks 1st; 23, Doug Little, 1984, ranks 2nd (tie)
Shutouts: 8, Gene Ammann, 1970, ranks 1st
Career Wins: 49, Doug Little, ranks 3rd
Wins: 20, Mike Loynd, 1986, ranks 1st (tie)
Career Innings Pitched: 549, Doug Little, ranks 1st
Career Runs Allowed: 287, Doug Little, ranks 1st
Career Strikeouts: 520, Richie Lewis, ranks 2nd (100 innings); 15.0, Mac Scarce (1-49 innings)
Strikeouts: 223, Mike Loynd, 1986, ranks 3rd
Strikeout Average (per 9 IP): 14.3, Richie Lewis, 1986, ranks 2nd
Strikeouts (Game): 25, Tony Auitable, 1956, ranks 3rd
Career Hits Allowed: 533, Doug Little, ranks 1st
Career Triples Per Game (50+ Games): .057, Jeff S. Ledbetter (42, 3Bs, 24 games) ranks 2nd
Career RBIs Per Game (50+ Games): 1.68 (124 RBIs, 74 games) ranks 5th
Career Total Bases: 704, Jeff S. Ledbetter, ranks 2nd; 631, Frank Fazzini, ranks 5th
Career Saves: 30, Mac Scarce, ranks 4th
Season Saves: 18, Mac Scarce

SERIES RECORDS VS. ALL OPPONENTS

(1989 Opponents in Bold Face)

Team	First Meeting	Last Meeting	Series Standings W-L-T	Team	First Meeting	Last Meeting	Series Standings W-L-T
Alabama	1967	1984	3 - 2 - 0	Louisville	1977	1987	8 - 2 - 0
Alabama-Birmingham	1988	1988	1 - 0 - 0	Loyola (La)	1952	1968	10 - 0 - 0
Amherst	1952	1964	7 - 1 - 0	Maine	1988	1988	1 - 0 - 0
Arizona	1963	1986	1 - 4 - 0	Marietta	1973	1977	1 - 1 - 0
Arizona State	1987	1987	1 - 0 - 0	Marshall	1978	1978	0 - 1 - 0
Arkansas	1985	1985	0 - 1 - 0	Maryland	1965	1970	4 - 0 - 0
Armstrong State	1985	1985	2 - 0 - 0	Memphis State	1977	1988	35 - 13 - 0
Army	1975	1975	1 - 0 - 0	Mercer	1948	1988	31 - 7 - 0
Auburn	1954	1984	58 - 38 - 0	Mercer-Atlanta	1974	1982	9 - 0 - 0
Austin Peay	1979	1987	5 - 0 - 0	Miami	1951	1988	76 - 55 - 2
Ball State	1984	1988	10 - 2 - 0	Michigan	1959	1962	1 - 1 - 0
Baptist	1988	1988	3 - 0 - 0	Michigan State	1957	1975	9 - 6 - 0
Belmont Abbey	1969	1969	2 - 0 - 0	Middle Georgia	1948	1948	2 - 0 - 0
Biscayne College	1976	1976	4 - 0 - 0	Millsaps	1949	1949	1 - 0 - 0
Bowling Green	1970	1970	1 - 0 - 0	Minnesota	1981	1988	2 - 0 - 0
Bradley	1950	1950	1 - 0 - 0	Mississippi	1949	1972	6 - 1 - 0
Brooklyn College	1980	1980	1 - 0 - 0	Mississippi College	1948	1951	13 - 4 - 0
Brown	1971	1971	5 - 1 - 0	Mississippi State	1964	1970	5 - 2 - 0
Cal State-Fullerton	1984	1984	1 - 2 - 0	Missouri-Rolla	1980	1980	2 - 0 - 0
Campbellsville	1981	1981	1 - 0 - 0	Monmouth	1980	1980	1 - 0 - 0
Central Florida	1985	1988	12 - 2 - 0	Morehead State	1978	1978	2 - 0 - 0
Chicago State	1972	1972	2 - 0 - 0	Navy	1960	1960	3 - 4 - 0
Cincinnati	1953	1987	12 - 0 - 0	New Orleans	1980	1987	3 - 2 - 0
Clemson	1958	1984	24 - 16 - 1	New York University	1970	1970	2 - 0 - 0
Cleveland State	1981	1982	3 - 0 - 0	Nevada-Las Vegas	1977	1984	4 - 8 - 0
Columbus College	1974	1976	5 - 0 - 0	Niagra	1974	1976	7 - 0 - 0
Connecticut	1957	1957	0 - 1 - 0	North Carolina	1956	1970	16 - 5 - 0
Cumberland	1973	1973	2 - 0 - 0	North Carolina-Charlotte	1987	1987	2 - 0 - 0
Dartmouth	1970	1970	1 - 0 - 0	North Carolina State	1962	1986	3 - 4 - 0
Davidson	1954	1954	1 - 0 - 0	North Carolina-Wilmington	1974	1974	3 - 0 - 0
Dayton	1980	1980	1 - 0 - 0	Northeast Louisiana	1964	1964	1 - 0 - 0
Delaware	1979	1979	0 - 1 - 0	Northern Illinois	1971	1971	1 - 0 - 0
Duke	1954	1959	15 - 9 - 0	Northern Kentucky	1980	1980	1 - 0 - 0
East Carolina	1962	1987	5 - 3 - 0	North Central	1977	1977	3 - 0 - 0
East Tennessee	1978	1978	2 - 0 - 0	Notre Dame	1956	1958	3 - 0 - 0
Eastern Illinois	1980	1980	1 - 0 - 0	Oakland	1978	1979	4 - 0 - 0
Eastern Michigan	1975	1982	0 - 2 - 0	Oglethorpe	1949	1949	0 - 1 - 0
Farleigh Dickinson	1973	1973	2 - 0 - 0	Ohio	1970	1974	1 - 1 - 0
Flagler	1980	1982	4 - 1 - 0	Ohio State	1960	1982	4 - 3 - 0
Florida	1956	1988	71 - 62 - 0	Oklahoma	1982	1982	0 - 1 - 0
Florida A&M	1971	1979	12 - 0 - 0	Oklahoma State	1986	1986	1 - 0 - 0
Florida International	1973	1988	11 - 3 - 0	Olivet	1977	1977	2 - 0 - 0
Florida Southern	1949	1974	29 - 13 - 1	Otterbein	1976	1982	7 - 0 - 0
Furman	1955	1969	12 - 1 - 0	Parsons	1967	1967	0 - 2 - 0
George Mason	1985	1988	2 - 0 - 0	Penn State	1957	1969	7 - 2 - 0
George Washington	1958	1959	2 - 0 - 0	Pittsburgh	1983	1983	13 - 0 - 0
Georgia	1951	1987	27 - 5 - 0	Rice	1988	1988	0 - 0 - 0
Georgia Southern	1948	1985	95 - 31 - 0	Richmond	1972	1988	8 - 0 - 0
Georgia Southwestern	1976	1976	3 - 1 - 0	Rider College	1970	1974	2 - 0 - 0
Georgia State	1981	1985	19 - 2 - 0	Ripon	1981	1981	2 - 0 - 0
Georgia Tech	1959	1988	27 - 8 - 0	Rollins	1948	1973	11 - 11 - 0
Grambling	1985	1988	10 - 1 - 0	Rose Hulman	1978	1978	4 - 0 - 0
Hawaii	1977	1980	1 - 2 - 0	Rutgers	1966	1966	1 - 0 - 0
Holy Cross	1970	1970	2 - 0 - 0	Samford	1985	1988	14 - 1 - 0
Howard	1976	1976	1 - 1 - 0	Santa Clara	1962	1962	1 - 1 - 0
Illinois	1956	1970	5 - 0 - 0	Savannah	1948	1948	1 - 1 - 0
Indiana	1956	1956	2 - 0 - 0	Seton Hall	1975	1975	0 - 1 - 0
Indiana State	1986	1986	1 - 0 - 0	South Alabama	1969	1988	30 - 22 - 1
Ithaca	1957	1962	3 - 0 - 0	South Carolina	1969	1988	11 - 6 - 0
Jackson State	1981	1981	1 - 0 - 0	South Florida	1969	1988	54 - 12 - 1
Jacksonville State	1953	1973	3 - 0 - 0	Southeastern Louisiana	1953	1953	1 - 1 - 0
Jacksonville University	1964	1988	61 - 25 - 0	Southeast Missouri	1982	1982	1 - 0 - 0
Kearney State	1977	1977	2 - 0 - 0	Southern	1982	1982	2 - 0 - 0
Kentucky	1965	1977	6 - 1 - 0	Southern California	1963	1977	1 - 3 - 0
Kentucky Wesleyan	1968	1968	2 - 0 - 0	Southern Illinois	1968	1970	6 - 1 - 0
Kenyon	1952	1952	2 - 0 - 0	Southern Mississippi	1982	1988	27 - 9 - 0
Lafayette	1971	1971	3 - 0 - 0	Southwestern Louisiana	1976	1983	4 - 0 - 0
Lenoir-Rhyne	1980	1980	1 - 0 - 0	Springfield	1967	1968	4 - 0 - 0
Lewis	1974	1974	0 - 3 - 0	Springhill	1966	1966	4 - 0 - 0
LSU	1955	1987	7 - 5 - 0	St. Francis (Ill.)	1979	1979	3 - 1 - 0

SERIES RECORDS VS. ALL OPPONENTS

Team	First Meeting	Last Meeting	Series Standings W-L-T
St. Joseph's	1972	1973	4 - 0 - 0
St. Leo	1969	1979	28 - 3 - 0
St. Louis	1965	1981	1 - 1 - 0
St. Xavier	1982	1983	2 - 0 - 0
Stetson	1949	1988	32 - 20 - 0
Tampa	1949	1984	24 - 4 - 1
Tennessee	1951	1974	4 - 3 - 0
Tennessee-Martin	1979	1979	2 - 0 - 0
Tennessee-Tech	1983	1984	3 - 0 - 0
Texas	1965	1987	2 - 2 - 0
Texas A&M	1986	1986	1 - 0 - 0
Troy State	1948	1980	10 - 2 - 0
Tulane	1967	1988	33 - 16 - 1
Union	1970	1970	5 - 0 - 0
Valdosta State	1988	1988	22 - 4 - 1
Valparaiso	1982	1982	1 - 0 - 0
Vanderbilt	1972	1972	2 - 1 - 0
Virginia	1972	1972	2 - 0 - 0
Virginia Commonwealth	1988	1988	1 - 0 - 0
Virginia Tech	1967	1987	8 - 3 - 0
Wake Forest	1962	1983	18 - 5 - 0
Western Kentucky	1978	1985	6 - 1 - 0
Western Michigan	1959	1974	6 - 8 - 0
West Florida	1981	1984	5 - 0 - 0

Team	First Meeting	Last Meeting	Series Standings W-L-T
West Virginia	1956	1962	3 - 2 - 0
William & Mary	1967	1967	1 - 0 - 0
Wingate	1980	1983	6 - 0 - 0
Wisconsin	1955	1958	8 - 1 - 0
Wright State	1979	1980	3 - 1 - 0
Yale	1957	1957	2 - 0 - 0

Other Amateur Teams

Camp LeJune	1949	1954	3 - 1 - 0
Jacksonville Navy	1953	1954	2 - 2 - 0
Pensacola Navy	1965	1965	3 - 0 - 0
Valdosta Red Sox	1968	1968	4 - 0 - 0

Professional Exhibitions

Birmingham (AA)	1968	1968	0 - 3 - 0
Knoxville (A)	1958	1958	1 - 0 - 0
Pittsfield (AA)	1968	1968	0 - 3 - 0
Tallahassee Citizens	1951	1951	1 - 0 - 0
Tallahassee Rebels	1954	1954	1 - 1 - 0
Pawtucket (AAA)	1970	1970	0 - 1 - 0
Baltimore (AL)	1970	1970	0 - 1 - 0
New York (AL)	1978	1985	1 - 1 - 0
Atlanta (NL)	1981	1982	1 - 1 - 0
Kansas City (AL)	1988	1988	Rain

Records vs. All Opponents: FSU Against the Metro
 - FSU in the Metro Tournament - FSU Against
 State Schools

FLORIDA STATE AGAINST THE METRO

vs. Cincinnati	12 - 0 - 0
vs. Louisville	9 - 2 - 0
vs. Memphis State	35 - 13 - 0
vs. South Carolina	12 - 6 - 0
vs. Southern Miss	27 - 9 - 0
vs. Virginia Tech	9 - 3 - 0

Record Against Metro Teams 104 - 33 - 0

FSU IN THE METRO TOURNAMENT

vs. Cincinnati	6 - 0 - 0
vs. Georgia Tech	2 - 0 - 0
vs. Louisville	7 - 1 - 0
vs. Memphis State	10 - 2 - 0
vs. St. Louis	1 - 0 - 0
vs. South Carolina	9 - 2 - 0
vs. Southern Miss	1 - 1 - 0
vs. Tulane	9 - 5 - 0
vs. Virginia Tech	6 - 2 - 0

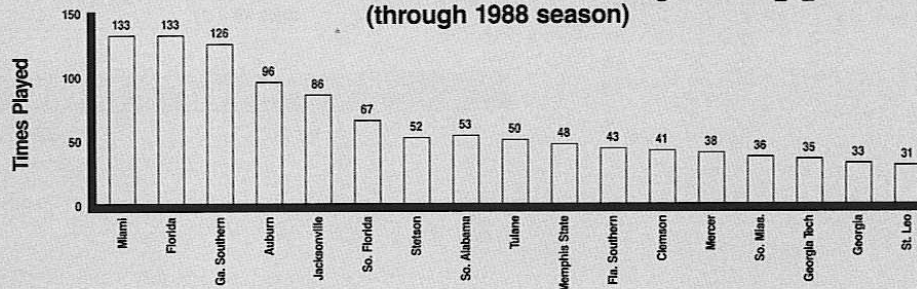
FLORIDA STATE AGAINST STATE SCHOOLS

vs. Biscayne (St. Thomas)	4 - 0 - 0
vs. Central Florida	12 - 2 - 0
vs. Flagler	4 - 1 - 0
vs. Florida	71 - 62 - 0
vs. Florida A&M	12 - 0 - 0
vs. Florida International	11 - 3 - 0
vs. Florida Southern	29 - 13 - 1
vs. Jacksonville	61 - 25 - 0
vs. Miami	76 - 55 - 2
vs. Rollins	11 - 11 - 0
vs. South Florida	54 - 12 - 0
vs. St. Leo	28 - 3 - 0
vs. Stetson	32 - 20 - 0
vs. Tampa	24 - 4 - 1
vs. West Florida	5 - 0 - 0

Record Against The State 437 - 212 - 4

Florida State's Most Often Played Opponents

(through 1988 season)



FSU IN NCAA CHAMPIONSHIP PLAY

*NCAA District/Regional Competition

**World Series Play

1956 (1 - 2)

Duke	2 - 1	W*
Duke	2 - 4	L*
Duke	6 - 7	L*

1957 (3 - 3)

Georgia Teachers	5 - 3	W*
Duke	3 - 2	W*
Duke	6 - 8	L*
Duke	4 - 1	W*
Penn State	0 - 7	L**
Connecticut	3 - 5	L**

1958 (1 - 2)

George Washington	3 - 1	W*
Florida	1 - 2	L*
Clemson	5 - 8	L*

1959 (2 - 2)

George Washington	3 - 2	W*
Clemson	2 - 24	L*
Georgia Tech	16 - 9	W*
Clemson	0 - 5	L*

1961 (1 - 2)

West Virginia	3 - 1	W*
Duke	2 - 7	L*
West Virginia	3 - 4	L*

1962 (6 - 3)

Florida	0 - 1	L*
West Virginia	6 - 5	W*
Florida	3 - 1	W*
Wake Forest	10 - 8	W*
Wake Forest	3 - 2	W*
Santa Clara	5 - 1	W**
Ithaca	5 - 4	W**
Michigan	7 - 10	L**
Santa Clara	6 - 11	L**

1963 (4 - 3)

Auburn	4 - 3	W*
Wake Forest	12 - 4	W*
Wake Forest	5 - 6	L*
Wake Forest	11 - 5	W*
Western Michigan	5 - 2	W**
Arizona	3 - 4	L**
Southern Cal	3 - 4	L**

1965 (5 - 3)

Mississippi State	3 - 6	L*
Maryland	7 - 3	W*
Mississippi State	6 - 2	W*
Furman	2 - 1	W*
Furman	7 - 5	W*
Ohio State	1 - 2	L**
Texas	3 - 2	W**
St. Louis	3 - 5	L**

1966 (3 - 2)

Mississippi State	3 - 4	L*
East Carolina	6 - 4	W*
Mississippi State	7 - 0	W*
North Carolina	6 - 5	W*
North Carolina	4 - 6	L*

1967 (1 - 2)

Clemson	5 - 3	W
Auburn	3 - 13	L*
Clemson	4 - 6	L*

1968 (3 - 2)

East Carolina	1 - 2	L*
Auburn	6 - 1	W*
East Carolina	3 - 2	W*
North Carolina State	15 - 12	W*
North Carolina State	1 - 4	L*

1970 (7 - 2)

East Carolina	2 - 0	W*
Maryland	10 - 1	W*
Mississippi State	5 - 4	W*
Arizona	4 - 0	W**
Dartmouth	6 - 0	W**
Texas	1 - 5	L**
Ohio University	2 - 0	W**
Texas	11 - 2	W**
Southern Cal	1 - 2	L**

1972 (1 - 2)

South Alabama	5 - 6	L*
Richmond	10 - 5	W*
Mississippi	3 - 8	L*

1975 (3 - 2)

Miami	1 - 0	W*
LSU	4 - 2	W*
Miami	6 - 5	W*
Eastern Michigan	1 - 2	L**
Seton Hall	0 - 11	L**

1976 (1 - 2)

Jacksonville	6 - 1	W*
Auburn	1 - 2	L*
Jacksonville	7 - 9	L*

1978 (0 - 2)

Marshall	0 - 4	L*
Miami	2 - 7	L*

1979 (0 - 2)

Florida	5 - 9	L*
Delaware	6 - 7	L*

1980 (3 - 2)

New Orleans	10 - 8	W*
Western Kentucky	19 - 7	W*
Western Kentucky	10 - 5	W*
Hawaii	6 - 7	L**
Arizona	3 - 5	L**

1981 (2 - 2)

Florida	5 - 1	W*
Minnesota	9 - 5	W*
Miami	6 - 14	L*
Florida	4 - 5	L*

1982 (1 - 2)

Eastern Michigan	2 - 7	L*
Ohio State	8 - 3	W*
Oklahoma	5 - 6	L*

1983 (1 - 2)

South Alabama	8 - 2	W*
Alabama	5 - 7	L*
Miami	5 - 10	L*

1984 (0 - 2)

Stetson	7 - 10	L*
East Carolina	4 - 7	L*

1985 (2 - 2)

George Mason	11 - 0	W*
Georgia Tech	9 - 1	W*
Arkansas	6 - 7	L*
Georgia Tech	3 - 8	L*

1986 (7 - 2)

North Carolina St.	10 - 6	W*
Texas A&M	12 - 9	W*
South Florida	11 - 7	W*
Indiana State	5 - 3	W**
Miami	7 - 2	W**
Arizona	5 - 9	L**
Oklahoma State	6 - 5	W**
Miami	4 - 3	W**
Arizona	2 - 10	L**


1987 (5 - 3)

East Carolina	10 - 5	W*
Miami	5 - 2	W*
S. Alabama	12 - 3	W*
S. Alabama	3 - 6	L*
S. Alabama	9 - 2	W*
LSU	6 - 2	L*
Arizona State	3 - 0	W**
Texas	6 - 4	L**

1988 (2 - 2)

Stetson	10 - 3	W*
Tulane	8 - 6	W*
Florida	3 - 9	L*
Stetson	2 - 7	L*

ALL-TIME COACHING RECORDS



Charlie Armstrong

Charlie Armstrong (1948 - 51)

Year	W-L-T	Pct.
1948	9 - 8 - 0	.529
1949	11 - 8 - 0	.579
1950	13 - 7 - 0	.650
1951	16 - 6 - 0	.727
Totals	49 - 29 - 0	.628



Jack Stallings

Jack Stallings (1969 - 74)

Year	W-L-T	Pct.
1969	38 - 13 - 1	.726
1970	49 - 9 - 1	.839
1971	41 - 16 - 0	.719
1972	45 - 23 - 0	.662
1973	38 - 21 - 0	.644
1974	37 - 25 - 0	.597
Totals	248 - 107 - 2	.697



Ralph Matherly

Ralph Matherly (1952 - 54)

Year	W-L-T	Pct.
1952	17 - 4 - 0	.810
1953	13 - 10 - 1	.563
1954	13 - 8 - 0	.619
Totals	43 - 22 - 1	.659



Woody Woodward

Woody Woodward (1975 - 78)

Year	W-L-T	Pct.
1975	49 - 10 - 0	.831
1976	40 - 16 - 0	.714
1977	37 - 13 - 0	.740
1978	44 - 18 - 0	.710
Totals	170 - 57 - 0	.749



Danny Litwhiler

Danny Litwhiler (1955 - 63)


Year	W-L-T	Pct.
1955	17 - 6 - 0	.739
1956	25 - 7 - 0	.781
1957	22 - 9 - 0	.710
1958	20 - 7 - 0	.741
1959	22 - 11 - 0	.667
1960	13 - 9 - 0	.591
1961	21 - 7 - 0	.750
1962	23 - 14 - 0	.622
1963	26 - 13 - 0	.667
Totals	189 - 82 - 0	.697



Dick Howser

Dick Howser (1979)

Year	W-L-T	Pct.
1979	43 - 17 - 1	.713



Fred Hatfield

Fred Hatfield (1964 - 68)

Year	W-L-T	Pct.
1964	23 - 13 - 0	.639
1965	32 - 11 - 1	.739
1966	39 - 13 - 0	.750
1967	32 - 14 - 0	.696
1968	35 - 6 - 0	.854
Totals	161 - 57 - 1	.737



Mike Martin

Mike Martin (1980 - 88)

Year	W-L-T	Pct.
1980	51 - 12 - 0	.810
1981	56 - 23 - 0	.709
1982	56 - 17 - 1	.764
1983	55 - 18 - 1	.750
1984	55 - 29 - 0	.655
1985	59 - 23 - 0	.720
1986	61 - 13 - 0	.824
1987	55 - 18 - 0	.753
1988	50 - 18 - 1	.714
Totals	498 - 171 - 3	.743

COACHING RECORDS BY PERCENTAGE

Coach (Years)	Record	Pct.
Woody Woodward (1975 - 78)	170 - 57 - 0	.749
Mike Martin (1980 - 88)	498 - 171 - 3	.743
Fred Hatfield (1964 - 68)	161 - 57 - 1	.737
Dick Howser (1979)	43 - 17 - 1	.713
Jack Stallings (1969 - 74)	248 - 107 - 2	.69747
Danny Litwhiler (1955 - 63)	189 - 82 - 0	.69741
Ralph Matherly (1952 - 54)	43 - 22 - 1	.659
Charlie Armstrong (1948 - 51)	49 - 29 - 0	.628

ALL-TIME ROSTER

A

Bobby Alexander	1982
Terry Alexander	1976
Edwin Alcoa	1987 - 88
Luis Alcoa	1984 - 86
Roy Alvarez	1980
Gene Ammann	1968 - 70
Johnny Ash	1954 - 56
Bill Ashford	1982 - 83
Gary Ashley	1953 - 56
Al Ashmont	1985
Jim Atwood	1953 - 56
Mike Augustine	1961 - 63
Tony Avitable	1953 - 56

B

Jeff Bangston	1972 - 73
Mark Barineau	1981 - 83
Ron Bartlett	1976 - 79
Joe Baxter	1968 - 69
Clay Bayham	1976
Harold Bazzell	1953
Ray Bazzell	1957 - 60
Mason Bean	1972 - 73
Al Beccacopp	1960 - 62
Bob Benda	1976 - 77
Chip Biffano	1976 - 77
Ham Bisbee	1955
Barry Blackwell	1985 - 88
Tony Blasucci	1983
Ralph Blinn	1952 - 53
Rich Bombard	1979
Phil Bondack	1962 - 63
Bob Bondi	1954 - 57
Jaun Bonilla	1974 - 77
Rafael Bourmilg	1987
LaDon Boyd	1967
Mike Brady	1987 - 88
Mike Brazz	1976 - 79
John Bristol	1955 - 57
Kevin Brooks	1977 - 78
Marty Brooks	1965 - 67
Terry Brooks	1969
Craig Brown	1969 - 70
Dave Brown	1974
Forrest Brown	1953 - 54
Pete Brown	1985
Randy Brown	1964 - 66
Terry Browning	1968 - 69
Tommy Bryant	1983
Jeff Burger	1969
Joe Burns	1969
Jim Busby	1974 - 75
Dave Buss	1959 - 60
Red Byerly	1987 - 88
Lee Byers	1961 - 64

C

Nick Cafaro	1966
Vince Calandra	1984 - 85
Billy Campbell	1952 - 55
Bob Canty	1966 - 68
Brooks Carey	1975 - 78
Bob Carroll	1972 - 73
Doug Casey	1978 - 79
Ron Cash	1970 - 71
Chris Cawthon	1981 - 82
Greg Clayborne	1986 - 88
Dave Chappel	1974
Garold Chmielewski	1983 - 85
Bob Clem	1958 - 59
Matt Clements	1988
Al Cleveland	1969 - 70
Larry Cocks	1969 - 70
Hai Cohen	1982
Chester Cole	1965 - 67
Rick Cozbie	1973 - 74
Chuck Cone	1966 - 68
Skip Cone	1971 - 72
David Cook	1966 - 68
Dave Cooper	1976 - 77
Mike Copps	1957 - 60
Lee Corso	1954 - 57
Jerry Couch	1958 - 59
Bob Craft	1966 - 68
Kath Craig	1980 - 81
Ken Creely	1964 - 65
Buddy Cribb	1988
John Cuesta	1953

Mike Cullin	1980 - 81
Greg Culpepper	1979
Ben Curry	1975 - 78

D

Dave Dahlen	1963 - 64
Bill Daniel	1974 - 75
Jim Daniel	1960 - 61
Randy Davidson	1974 - 75
Brett Davis	1988
Frank Davis	1960 - 61
Tom Davis	1962 - 64
Eric Deddens	1983 - 84
Don DeLoach	1978 - 81
Greg Dennis	1983
Jim DeVane	1955
Paul Dirks	1962 - 64
Kevin Dodge	1981 - 82
Jerry Donnaway	1957 - 58
Ken Doria	1971 - 72
Danny Dowell	1981 - 83
Steve Downey	1974
Jay Dravis	1994
John Drews	1974
Dean Duchak	1965 - 67
Jack Dull	1960 - 61
Matt Dunbar	1987 - 88
Chris Dunn	1986

E

Mike Eason	1966 - 68
Craig Eaton	1975 - 76
Frank Echols	1961 - 63
Rudy Eigi	1955 - 58
Mike Eissay	1973 - 74
Gary Elliott	1961 - 63
Jack Emerick	1979 - 80
Mike English	1967 - 69
Roy Eppley	1985
Donny Erickson	1987 - 88

F

Terry Farmer	1973 - 74
Frank Fazzini	1983 - 85
Ed Feely	1961
John Ferguson	1968 - 70
George Fergusson	1961 - 62
Dave Fernald	1971 - 73
Dick Fernandez	1964 - 66
Joe Fernandez	1953
Robert Ferrar	1962 - 63
Carl Ferraro	1981
Rich Figueroa	1980 - 83
Blen Figueroa	1968 - 66
Mike Fields	1978 - 79
Ken Fischer	1979 - 82
Robin Flake	1970 - 72
Ray Fox	1975 - 76
Jim Foxwell	1972 - 75
Ron Fraser	1954 - 57
Clam Freeman	1981
Doug French	1961 - 62
Mike Fuentes	1978 - 81
Bill Fuller	1970 - 72
Ed Fulton	1985 - 87

G

John Gagnon	1979 - 80
Randy Gailey	1972 - 73
Tom Garcia	1955
Linwood Garrett	1967 - 68
Dave Garrison	1964
Steve Germino	1982 - 85
Alan Gentry	1963 - 84
Marc Giordano	1987 - 88
Wayne Giardino	1964 - 65
Mark Gilbert	1978 - 79
Jack Givens	1976 - 77
Mike Givens	1974
Steve Givens	1982 - 83
Dick Gold	1967 - 69
Jeff Gray	1981 - 84
Harry Green	1966 - 68
Lane Green	1966 - 68
Danny Griffin	1982 - 83
Dave Grimes	1970 - 71
Carl Gromek	1968 - 70
Greg Gromek	1968 - 71

Johnny Grubb	1970
Randy Guemple	1972 - 73
Jim Gulzinski	1968 - 69

H

Dan Haddock	1979
Bill Hammond	1964 - 66
Art Haney	1963
Dave Hanselman	1954
Don Harbaugh	1969 - 71
Jeff Hardy	1976 - 77
Des Harris	1976
Ed Harris	1967 - 68
Dean Harrison	1988
Rick Hatcher	1979 - 81
Tim Hatcher	1980
Chuck Hawkins	1965 - 66
Mark Haynes	1952 - 54
John Heam	1966 - 68
Phil Heam	1966
Ken Heath	1984
George Hshemann	1953 - 56
Jim Helm	1968 - 68
Carlee Hendrix	1954 - 57
Tom Hanson	1969 - 71
Joel Hicks	1976 - 77
Ron Herring	1973 - 74
Wm. Higginbothom	1953 - 54
Windle Higginbothom	1974 - 75
Jeff Hill	1967 - 69
Lance Hitchcock	1966 - 68
Jeff Hogan	1967 - 69
Rick Holloway	1978 - 79
Maury Hopkins	1964 - 66
Bill Horne	1973 - 74
Bill Howell	1981
Ed Howell	1954 - 66
Martin Howell	1962 - 63
Ed Howser	1980 - 81
Dick Howser	1955 - 58
Bob Hudson	1954 - 55
Bruce Huff	1976 - 79
Gary Huff	1971 - 73
Ken Huff	1978 - 81
Philp Hunt	1955
George Hutchinson	1961

I

Vince Insogna	1984
---------------	------

J

John Jane	1961
Ken Jarabeck	1978
Lincoln Jarrett	1962 - 63
Barry Johnson	1968
Jay Johnson	1962 - 64
Larry Johnson	1962 - 64
Gordon Johnston	1961
Greg Jones	1976 - 78
Jimmy Jones	1982 - 85
Larry Jones	1974 - 77
Bob Jordan	1966
Bob Jordan	1974

K

Randy Kaiser	1974
Doug Kasmer	1969 - 71
Jim Kaufman	1954 - 55
Jay Keeler	1980 - 82
Mike Keller	1968
Clyde Kelley	1974 - 75
Terry Kennedy	1975 - 77
Fred Kenney	1957 - 58
Keith Kidd	1956 - 66
Ricky Kimball	1988
John Keith	1969 - 71
Ron Kims	1953
Dale Koch	1958 - 59
John Kolb	1981
Dru Kosco	1984 - 85
Steve Kovensky	1986 - 87
Charlie Krausche	1961
Robert Kull	1963 - 65

L

Mark Lacy	1981 - 82
Rick Langford	1973

Bill Langston	1967
Ernie Langford	1957 - 60
Gary Lawrence	1965 - 66
Mike Leber	1971 - 72
David Ledbetter	1962 - 64
Jeff A. Ledbetter	1979 - 82
Jeff S. Ledbetter	1979 - 82
Larry Lee	1973
Mike Lee	1966
Greg Lewis	1982
Richie Lewis	1985 - 87
Ronald Lewis	1987 - 88
Loren Levy	1982 - 84
Carlos Lezcano	1974 - 77
John Librandi	1972 - 73
Joe Licata	1981
Doug Little	1983 - 86
Woody Litwiler	1962 - 64
Ed Lockhart	1950 - 53
Brad Long	1977 - 78
Charlie Long	1961
Max Long	1953 - 56
George Lott	1968 - 69
Mike Loynd	1983 - 86
Jose Lugo	1974
Jim Lyttle	1966 - 67

M

Bob Madison	1960 - 61
Rick Madison	1961
Mary Maier	1973 - 74
Eric Mangham	1984 - 86
Harold Mangin	1961 - 62
Ed Mann	1953
Neil Martin	1965 - 66
Lionel Martinez	1980 - 81
Steve Marks	1964 - 66
Jose Marzan	1984 - 87
John Mason	1967
Jim Mathers	1966
Bob Mayer	1974 - 76
Jim McArdle	1976 - 77
Clyde McBride	1963
Monty McBryde	1964 - 65
Owen McCarron	1955
Chad McClellan	1986
Gene McCormick	1957 - 60
Jim McDune	1964 - 65
Biane McDonald	1978 - 79
Rick McGlone	1974 - 77
Joe McKinney	1965 - 66
Mike McLeod	1975 - 77
Dale McMahan	1966
Ray McShane	1960 - 62
Bob Merry	1953
Ron Mewbourne	1965 - 67
Billy Mills	1951 - 54
Billy Mills	1951 - 54
Don Milner	1978 - 79
Bart Mitchell	1982 - 84
Dave Mobley	1976 - 79
Orson Mobley	1962
Dave Morano	1978
Jack Morgan	1953
Todd Morgan	1982 - 84
Al Moreya	1983
Rick Moss	1970 - 71
Don Murray	1963 - 65

N

Carl Nelson	1957 - 60
Roger Netsel	1967
John Nicholas	1975 - 76
Dave Nichols	1971 - 72
Dick Nichols	1968 - 70
Joe Nichols	1976 - 79
Gary Nichols	1963 - 65
Jerry Nielsen	1987 - 88
Klyne Nowlin	1951 - 53

O

Pat Osburn	1970
Danny O'Brien	1973 - 75
Danny Owen	1975 - 76

P

Joe Pacetti	1985
Bert Palmer	1953

ALL-TIME ROSTER

Derek Palmer	1979
Keith Parenteau	1980
Brad Parker	1988
Craig Patterson	1978 - 79
Ray Pearson	1953
Ed Peres	1972 - 73
Jerry Philip	1957 - 58
Tim Phillips	1950 - 82
Chris Pinder	1984
Charlie Pinkermann	1956 - 59
Keith Pitchford	1962 - 63
Chris Pollock	1986 - 87
Bruce Pollock	1967
Ed Porcell	1986 - 87
Lynn Porter	1969 - 70
Lynn Powell	1963
Dave Price	1970 - 72
Brad Prior	1976

R

Craig Ramsey	1976 - 79
Cliff Ranew	1964 - 65
Jim Reed	1964 - 65
Jody Reed	1953 - 84
Ray Revak	1984 - 85
Dave Rhino	1982
Mary Rice	1971 - 74
Mike Ribbing	1967 - 69
Kevin Rigsty	1978
Rin Riley	1978 - 79
Dan Roalche	1969 - 72
Pete Roberts	1967
Matt Robinson	1982 - 83
Charlie Rodgers	1957 - 60
Marc Ronan	1988
Tom Rosa	1972 - 73
Jack Ross	1960 - 62
Larry Rothschild	1974
George Roundtree	1962 - 64
Mike Rudi	1987 - 88

S

Harry Saferight	1970 - 71
Rick Saffel	1979
Tom Sailor	1982
Chuck Sanders	1952 - 53
Deion Sanders	1987 - 88
Terry Santos	1988
Pete Sarron	1965 - 66
Craig Saxner	1985 - 86
Bill Saunders	1976
Ken Saurez	1963
Jim Seavers	1955
Mac Scarce	1970 - 71
Mike Scarce	1971 - 72
Glayden Schafer	1953
John Sheppard	1957 - 58
Bob Sherman	1961
Tim Sherrill	1972 - 73
Jim Scheller	1969 - 70
Ed Schneider	1980 - 81
Greg Schnute	1968 - 70
Ken Schimchak	1977 - 79
Buddy Shaw	1983
Gordon Shirah	1954 - 56
Jamey Shouppe	1981 - 82
Bob Shupack	1953
Howard Siegle	1974
Herb Sikes	1969 - 72
Ken Silvestri	1971 - 72
Bob Skala	1953
Craig Skok	1968 - 69
Mike Skoutalakis	1987
Mike Slade	1969 - 72
Ken Sloan	1966
Paul Sorrento	1984 - 86
David Sorokowski	1988
David Smalley	1980 - 83
Larry Slusser	1956 - 58
Dwight Smith	1961 - 63
Jackie Smith	1976 - 77
Ken Smith	1985

Kevin Smith	1985
Roger Smith	1972 - 73
Rick Snyder	1971 - 73
Tom Snyder	1982
Kyle Spitzer	1960 - 62
James Spooner	1967
Gary Sprague	1966
Bill Stagland	1961
Darnell Stewart	1966 - 67
Kent Stille	1963
Jack Straub	1953
Michael Stubbs	1988
Len Sullivan	1967
Mary Stringfellow	1965 - 67
Walt Sumner	1968 - 69
Bob Sutton	1968
Harvey Sweeney	1954 - 56
Alan Swindle	1980 - 82
Carl Szymanski	1974

T

Steve Taddeo	1986 - 87
Houston Taff	1966
John Marc Tamayo	1988
Jeff Tandlich	1974
Bruce Tanner	1981 - 83
Buddy Teagle	1960 - 62
Steve Tebbetts	1973 - 75
Al Thomas	1962 - 63
Mike Thomas	1976
Paul Thomas	1984 - 87
Tom Thomas	1966 - 67
Mike Tice	1978 - 79
Ed Trancypier	1961
Ronnie Traylor	1978 - 79
Don Treadway	1983 - 84
John Tucker	1961 - 62
Gale Tuggle	1955 - 56
Jerry Turner	1961
Fred Twomey	1954 - 57

V

Mike Vasquez	1968 - 71
Bob Vaughn	1955 - 56
Gary Viero	1976
Wayne Vincent	1966 - 68

W

Bobby Walls	1954 - 57
Doug Walker	1960 - 61
Jim Ward	1965 - 66
Jim Weaver	1980 - 81
Ham Wernke	1954 - 55
Bill Westendick	1957 - 60
Ed West	1976
Jimmy White	1960 - 62
Chuck Wtaker	1967 - 68
Chas Widdon	1953
Dick Wiggins	1979 - 80
Bob Wilcox	1964 - 65
Denny Williams	1972 - 73
Laverne Williams	1953
Bill Williamson	1962 - 63
Gary Williamson	1963 - 64
John Wolfner	1979 - 80
Howard Wood	1967
Woody Woodward	1962 - 64
Bob Wooley	1965 - 67
Bob Wynn	1953 - 54

Y

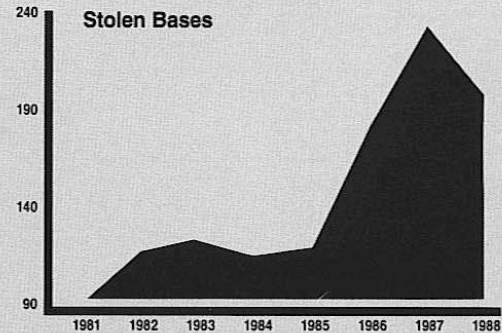
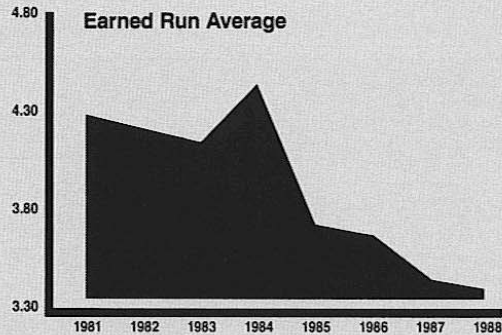
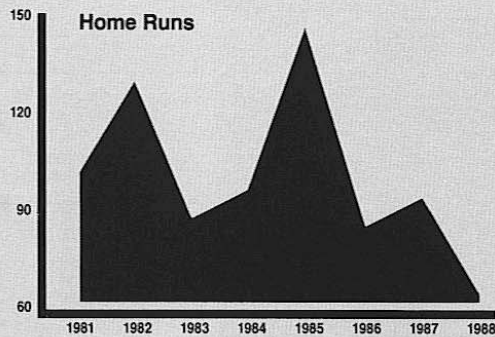
Ed Yamell	1966 - 67
Mike Yastrzemski	1980 - 83
Manny Yglesias	1953

Z

Greg Zera	1968 - 71
Bill Ziegler	1966 - 67
Roger Zimmerman	1961
Tom Zoeller	1983 - 86

The Shift in Emphasis Since 1981

From Power to Speed and Pitching



SEMINOLES IN THE PROS

1988

Edwin Alicea	Atlanta
Barry Blackwell	Cleveland
Rod Byerly	Pittsburgh
Bret Davis	Montreal
Jerry Nielsen	New York (AL)

1987

Rafael Bournigal	Los Angeles
Ed Fulton	St. Louis
Richie Lewis	Montreal
Jose Marzan	Minnesota
Chris Pollack	Montreal
Steve Taddeo	New York (AL)
John Wanish	Los Angeles

1986

Eric Mangham	Los Angeles
Paul Sorrento	California
Luis Alicea	St. Louis
Bien Figueroa	St. Louis
Doug Little	Chicago (AL)
Mike Loynd	Texas

1985

Frank Fazzini	Milwaukee
Kevin Smith	Houston
Steve Gelmire	Houston

1984

Jody Reed	Boston
Jeff Gray	Philadelphia
Doug Treadway	Los Angeles

1983

Bruce Tanner	Chicago (AL)
David Smalley	New York (AL)
Mike Yastrzemski	Atlanta
Tony Blasucci	Pittsburgh
Mark Barineau	Cleveland

1982

Jeff Ledbetter	Boston
Chris Cawthon	Cleveland
Jay Keeler	Cleveland
Tim Phillips	Toronto
Jamey Shouppe	Houston
Allen Swindle	Cincinnati

1981

Mike Fuentes	Montreal
Clem Freeman	Cincinnati
Rick Hatcher	Atlanta
Joe Licata	New York (AL)
Ed Schneider	Toronto

1980

Ken Smith	New York (AL)
Jim Weaver	Minnesota

1979

Craig Patterson	Kansas City
Joe Nichols	Montreal
Rick Holloway	Oakland

1978

Blane McDonald	Atlanta
Mark Gilbert	Chicago (AL)
Brooks Carey	Baltimore
Bob Benda	Detroit

1977

Guillermo Bonilla	Cleveland
Ben Curry	Cleveland
Larry Jones	Baltimore
Terry Kennedy	St. Louis
Carlos Lezcano	Chicago (NL)
Jim McArdie	Cincinnati
Rick McGlone	Kansas City
Mike McLeod	New York (AL)
Jackie Smith	Chicago (AL)
Joe Hicks	Chicago (AL)

1976

Craig Eaton	Kansas City
Jeff Hardy	Chicago (AL)
Bob Mayer	Cincinnati

1975

Jim Busby	Pittsburgh
Randy Davidson	Cincinnati
Danny O'Brien	St. Louis
Larry Rothschild	Cincinnati
Steve Tebbetts	Cincinnati

1974

Ron Herring	Montreal
Marty Maier	Kansas City

1973

John Librandi	Pittsburgh
Rick Coizie	Cincinnati
Roger Smith	California
Rick Snyder	Minnesota
Rick Langford	Kansas City

1972

Dave Nichols	Minnesota
Dan Roatche	Boston
Herb Sikes	St. Louis

1971

Ron Cash	Detroit
Al Cleveland	Detroit
Greg Gromek	Detroit
Mike Leber	Boston
Harry Saferight	Philadelphia
Mac Scarce	Philadelphia

1970

Gene Ammann	Milwaukee
John Grubb	San Diego
Tom Henson	Cincinnati
Dick Nichols	Boston
Mike Slade	Texas
Pat Osburn	Cincinnati

1969

Mike Easom	Montreal
Jim Gurzynski	Los Angeles
Chuck Hines	Pittsburgh
Jeff Hogan	Detroit
George Lott	Montreal
Dave Moates	Texas
Craig Skok	Boston
Dick Gold	Chicago (NL)
Chuck Cone	San Diego

1968

Tom Cook	Oakland
Steve Mastin	Oakland
Wayne Vincent	Seattle
LaDon Boyd	Oakland

1966


Jim Lyttle	New York (AL)
Gary Sprague	Cleveland
Eddie Howell	Kansas City
Dick Fernandez	Kansas City
Randy Brown	California
Pete Sarron	Cleveland
Mike Martin	New York (NL)
Maury Hopkins	New York (NL)

Perhaps no program has seen players rise to the Major Leagues faster in the last five years than FSU. Take the case of former Seminoles Mike Loynd and brothers Luis and Edwin Alicea. After winning the Golden Spike Award following the 1986 season, Loynd won his first game as a Texas Ranger, working in the minor leagues for only six weeks prior to his promotion. Yet another FSU player drafted in the '86 draft, second baseman Alicea was the second player to reach the majors out of the entire draft that year. Then last year, following his brother's path, Edwin, a 9th round selection of the Atlanta Braves, finished the season as the Braves starting second baseman on its AAA Richmond team.

SEMINOLES IN THE PROS

Seminoles In The Pros


SEMINOLES CURRENTLY IN THE MAJOR LEAGUES



Jody Reed



Luis Alicea




Mike Loynd




Terry Kennedy


SEMINOLES ON THE DOORSTEP OF THE MAJOR LEAGUES



Frank Fazzini



Richie Lewis



Doug Little



Bien Figueroa

THE METRO CONFERENCE

A TRADITION OF EXCITEMENT!

The Metro Conference, originally called the Metro Six, was formed on June 13, 1975. Charter members included the University of Cincinnati, Georgia Tech, the University of Louisville, Memphis State University, St. Louis University and Tulane University.

Recognition came quickly, due in large part to the excellent athletic traditions at each school. In unprecedented fashion, the Metro was awarded automatic qualification for the NCAA basketball tournament on September 22, 1975. No other conference had become an immediate qualifier for this postseason event in its very first year of existence.

Expansion was also on the horizon. League membership increased to seven as Florida State University was admitted on July 28, 1976.

Already renowned in basketball, the Metro bolstered its fall and spring sports calendars beginning in 1977. Presently, 14 league championships are decided. Men's sports include baseball, basketball, cross country, golf, swimming, tennis and track. Women participate in basketball, cross country, golf, swimming, tennis, track and volleyball.

Following the 1977-78 season, Georgia Tech relinquished its Metro membership. Virginia Tech quickly filled the void and the Hokies made their presence felt immediately.

St. Louis left the Metro on June 1, 1982, but later that same month, the University

of Southern Mississippi joined the league. South Carolin's admission on April 14, 1983 increased conference membership to eight schools. However, Tulane forfeited its membership when its basketball program was discontinued following the 1984-85 season.

On August 5, 1987, Ralph McFillen was named commissioner of the Metro Conference succeeding Steven J. Hatchell. Hatchell had served since 1983 when he replaced Larry Albus, the league's first commissioner.

Under McFillen's direction, the Metro Conference has continued to stress a commitment to excellence. The *Metro News*, the conference newspaper, is distributed 15 times per year. In addition, the Metro Conference Sportswriters and Broadcasters Association (MCSWBA), formed in July of 1984, assists in publicizing the league's accomplishments.

The Metro Conference has come a long way in 13 short years. In 1988, 461 league student-athletes were named to the Commissioner's list, indicative of above-average grade point averages (3.0 or higher) achieved during the academic year. The total marked the list's highest number of honorees since its inception in 1983.

Effective leadership and aggressive promotion have become the trademarks of the Metro's administration while the accomplishments of its athletic teams are now recognized in all sports.

1988 METRO TOURNAMENT RESULTS


Southern Miss	11
Memphis State	4
Virginia Tech	8
Cincinnati	1
Florida State	18
Louisville	4
Cincinnati	11
Louisville	9
Florida State	9
Virginia Tech	6
South Carolina	4
Southern Miss	2
Florida State	9
South Carolina	3
Florida State	4
Memphis State	2
Memphis State	6
Virginia Tech	1
Southern Miss	10
Cincinnati	1
South Carolina	6
Southern Miss	2
Florida State	9
South Carolina	1


1989 Batgirls

Front Row: Lori Turner (Captain), Luci Rogers (Co-Captain).


Second Row: Missy Capozzoli, Christi Cramer, Bonnie Parish, Kerri Ries, Lauren Hutnick, Colleen Latta, Nancy Bair, Kim Bell, Robin Michaels.

Back Row: Emily Howell, Shayee Eubanks, Mandy Strok, Lydia Brown, Tammy Huffman, Deanna DeWolfe, Julann Jones, Jodie Rosenberg, Marlo Smuczynski, Karen Bryant, Holly Hooks.





Few schools rival the excitement of high-flying Seminole baseball. Over the last decade, Florida State has provided a pipeline to the pros for over 60 Seminole players. Last season's top draft pick, second baseman Edwin Alicea, moved his way to the doorstep of the Major Leagues, reaching AAA ball in just his first season.



We're proud to be FSU's largest corporate sponsor.

Hardee's[®]

We're out to win you over.[™]

Photography by Bob O'Lary

©1987 Hardee's Food Systems, Inc.