

# RECORDS

# TEAM RECORDS

## GAMES

### GAMES PLAYED

Most in Season: 84, 1984  
Fewest in Season: 17, 1948

### VICTORIES

Most in Season: 61, 1986 (61-13)  
Fewest in Season: 9, 1948 (9-8)

### WINNING PERCENTAGE

Highest in Season: .854, 1968 (35-6)  
Lowest in Season: .529, 1948 (9-8)

### WINNING STREAK

Longest: 21, 1968 (March 23 - May 4) and 1969 (March 29 - April 24)

### LOSING STREAK

Longest in Season: 5, 1974 and 1985

### ATTENDANCE

Single Home Game: 6,145 vs. Miami, 1986  
3-game series: 16,151 vs. Miami, 1986  
2-game series: 7,852 vs. Florida, 1986  
Single Season: 118,897, 1986 (45 dates)  
Single Season, all games: 231,511, 1986 (68 dates, World Series included)

### SHUTOUTS

Fewest Times Shutout in Season: 0, 1985 (82 games) and other years with fewer games  
Most Times Shutout in Season: 5, 1974  
Longest Streak Without Being Shutout: 326, 1984-1988  
Most Recorded in Season: 15, 1970 (59 games) and 1975 (59 games)  
Most Consecutive in Season: 4, 1970 and 1973  
Most Consecutive Scoreless Innings: 40, 1973

### EXTRA INNING GAMES

Most in Season: 6, 1974, 1981, 1989  
Longest Game: 15 innings, Several occasions

## BATTING

### AT-BATS

Most in Game: 53, vs. Hawaii, 1977  
Both Teams: 107, vs. Hawaii, 1977 (FS 53, H 54)  
Most in Season: 2,872, 1985 (82 games)  
Fewest in Season: 752, 1951 (18 games)  
Most Plate Appearances in Inning: 19, vs. Cleveland State, 1982 and vs. Jacksonville, 1976

### RUNS

Most in Inning: 16 vs. Cleveland State, 1982  
Most in Game: 31, Georgia State, 1982 (6 innings)  
Most Allowed in Game: 24, vs. Clemson, 1959  
Most Combined: 39, vs. Cleveland State, 1982 (FS 24, CS 15) and 39, vs. Georgia State, 1984 (FS 26, GS 13)  
Largest Winning Margin: 26, vs. Dayton, 1981 (FS 28, D 2)  
Largest Losing Margin: 22, vs. Clemson, 1959 (C 24, FS 2)  
Most in Season: 752, 1982  
Most Allowed in Season: 464, 1984  
Fewest in Season: 101, 1948 (17 games)  
Fewest Allowed in Season: 72, 1952 (21 games)

### HITS

Most in Inning: 11, vs. Jacksonville, 1976 and vs. Missouri-Rolla, 1980

Most Allowed in Inning: 8, South Florida, 1974  
Most in Game: 23, vs. Mississippi State, 1966; vs. Florida, 1979; vs. Georgia State, 1982 (2/14); vs. Georgia State, 1982 (4/4); vs. Jacksonville, 1986 (4/8)  
Most Allowed in Game: 23, Nevada-Las Vegas, 1978  
Most in Season: 947, 1985 (82 games)  
Most Allowed in Season: 756, 1984  
Fewest in Season: 186, 1952 (21 games)  
Fewest Allowed in Season: 130, 1952 (21 games)

### DOUBLES

Most in Game: 8, vs. Brooklyn College, 1980  
Most Allowed in Game: 6, several times  
Most Combined: 10, vs. Cleveland State, 1982 (FS 5, CS 5) and vs. Virginia Tech, 1989 (FS 5, VT 5)  
Most in Season: 159, 1982 (74 games)  
Most Allowed in Season: 133, 1984 (84 games)  
Fewest in Season: 24, 1951 (18 games)  
Fewest Allowed in Season: 19, 1951 (18 games)

### TRIPLES

Most in Game: 5, vs. Western Kentucky, 1968 and vs. Georgia State, 1982  
Most Allowed in Game: 3, several times  
Most Combined: 5, vs. Western Kentucky, 1968 (FS 5, WK 0) and vs. Georgia State, 1982 (FS 5, GS 0)  
Most in Season: 35, 1969 (52 games) and 1972 (68 games)

### HOME RUNS

Most in Game: 7, vs. Missouri-Rolla, 1980 and vs. Georgia State, 1982  
Most Allowed in Game: 6, vs. Southern Miss, 1986  
Most Combined: 8, vs. Georgia State, 1982 (FS 7, GS 1); vs. Georgia Southern, 1984 (FS 5, GS 3); and Southern Miss, 1986 (FS 2, SM 6)  
Most in Season: 146, 1985 (82 games)  
Most Allowed in Season: 82, 1984 (84 games)  
Fewest in Season: 3, 1954 (21 games)  
Fewest Allowed in Season: 4, 1951 (18 games)  
Most Grandslams: 7, 1984 (84 games)

### TOTAL BASES

Most in Game: 51, vs. Georgia State, 1982  
Most Combined: 75, vs. Georgia State, 1982 (FS 51, GS 24)  
Most in Season: 1,580, 1985 (82 games)  
Fewest in Season: 250, 1952 (21 games)

### SLUGGING PERCENTAGE

Highest in Season: .568, 1982 (74 games)

### RUNS BATTED IN

Most in Game: 27, vs. Georgia State, 1982  
Most Combined: 32, vs. Georgia State, 1982 (FS 27, GS 5) and vs. Cleveland State, 1982 (FS 23, CS 9)  
Most in Season: 698, 1985 (82 games)

### BASE ON BALLS

Most in Game: 20, vs. Cleveland State, 1982  
Most Allowed: 18, vs. Stetson, 1976  
Most Combined: 26, vs. Valdosta State, 1980 (FS 10, VS 16)  
Most in Season: 555, 1984  
Most Allowed in Season: 340, 1972 (68 games)  
Fewest in Season: 93, 1955 (22 games)

### STRIKEOUTS

Most in Games: 18, vs. Georgia, 1968  
Most Combined: 29, vs. Georgia, 1968 (FS 18, G 11) and vs. Georgia Southern, 1970 (GS 16, FS 13)  
Fewest in Season: 93, 1955 (22 games)

## BATTING AVERAGE

Highest in Season: .337, 1980 (63 games)  
Highest Allowed in Season: .281, 1980 (63 games)  
Lowest in Season: .237, 1967 (46 games)  
Lowest Allowed in Season: .186, 1970 (59 games)

## STOLEN BASES

Most in Game: 11, vs. Stetson, 1957 and vs. Richmond, 1986  
Most Allowed in Game: 13, vs. Stetson, 1973  
Most Combined: 13, vs. Stetson, 1973 (FS 0, S 13)  
Most in Season: 232, 1987 (73 games)  
Most Allowed in Season: 98, 1984 (84 games)  
Fewest in Season: 20, 1954 (21 games)  
Fewest Allowed in Season: 7, 1962 (28 games) and 1968 (41 games)

## DEFENSE

### PUTOUTS

Most in Season: 2,212, 1984 (84 games)

### ASSISTS

Most in Season: 1,126, 1984 (84 games)  
Fewest in Season: 226, 1960 (22 games)

### ERRORS

Most in Game: 9, vs. Valdosta State, 1988  
Most in Game by Opponent: 8, several times, latest Jacksonville, 1985  
Most Combined: 12, vs. Georgia State, 1984 (FS 4, GS 8), and vs. Valdosta State, 1988 (FS 9, VS 3)  
Most in Season: 167, 1984 (84 games)  
Most by Opponent in Season: 184, 1984 (84 games)

### FIELDING AVERAGE

Highest in Season: .965, 1979 (61 games)  
Lowest in Season: .915, 1959 (33 games)

### DOUBLE PLAYS

Most in Game: 4, many times, latest vs. Memphis State, 1986  
Most in Season: 93, 1984 (33 games)

## PITCHING

### PITCHING APPEARANCES

Most in Games: 7, vs. Georgia, 1982  
Most in Season: 223, 1984 (84 games)

### COMPLETE GAMES

Most in Season: 27, 1969 (52 games)

### INNINGS PITCHED

Most in Season: 738, 1984 (84 games)  
Most by Opponent: 717, 1984 (84 games)

### SAVES

Most in Season: 27, 1971 (57 games)

### NO-HITTERS

Most in Season: 2, 1968 (41 games)

### ONE-HITTERS

Most in Season: 6, 1970 (59 games)

### TWO-HITTERS

Most in Season: 6, 1970 (59 games) and 1976 (56 games)

### EARNED RUNS

Most Allowed in Season: 367, 1984 (84 games)

### EARNED RUN AVERAGE

Highest in Season: 4.48, 1984 (84 games)  
Lowest in Season: 1.49, 1970 (59 games)

### STRIKEOUTS

Most Recorded in Game: 25, vs. Furman, 1956  
Most Recorded in Season: 718, 1986 (74 games)  
Fewest Recorded in Season: 126, 1954 (21 games)

# INDIVIDUAL RECORDS

## GAMES

### GAMES PLAYED

Most in Season: 84, Paul Sorrento, 1984 and Frank Fazzini, 1984  
Most in Career: 279, Mike Yastrzemski, 1980-83, and Barry Blackwell, 1985-88  
Consecutively in Season: 85, Frank Fazzini, 1984  
Consecutively in Career: 167, Don DeLoach, 1977-81

## BATTING

### BATTING AVERAGE

Highest in Season: (0-125 at-bats) .436, Bob Clem, 1959; (126-199 at-bats) .399, Mike Augustine, 1963; (222-250 at-bats) .409, Mike Fuentes, 1980; (250+ at bats) .413 Frank Fazzini, 1985  
Highest in Career: (100-600 at-bats) .410, Bob Clem, 1959-60; (600+ at-bats) .373, Mike Fuentes, 1978-81

### SLUGGING PERCENTAGE

Highest in Season: .875, Jeff Ledbetter, 1982 (273 TB/312 AB)  
Highest in Career: .727, Jeff Ledbetter, 1979-82 (704 TB/968 AB)

### AT-BATS

Most in Game: 7, several players  
Most in Season: 357, Luis Alicea, 1985  
Most in Career: 978, Jose Marzan, 1984-87

### RUNS SCORED

Most in Game: 6, Mark Gilbert vs. Ohio State, 1978 and Luis Alicea vs. Georgia State, 1984  
Most in Season: 109, Frank Fazzini, 1985  
Most in Career: 285, Jeff Ledbetter, 1979-82

### HITS

Most in Inning: 2, many players  
Most in Game: 6, Luis Alicea vs. Southern Miss, 1985  
Most in Season: 137, Frank Fazzini, 1985  
Most in Career: 335, Jeff Ledbetter, 1979-82  
Most Consecutive Hits: 9, Donny Erickson, 1988  
Most Consecutive Times on Base: 13, Paul Sorrento, 1985  
Hitting Streak: 28, Brad Parker, 1988

### DOUBLES

Most in Game: 4, Joe Licata vs. Georgia State, 1981  
Most in Season: 29, Don DeLoach, 1980  
Most in Career: 62, Mike Yastrzemski, 1980-83 and Jeff Ledbetter, 1979-82

## TRIPLES

**Most in Game:** 2, by 9 players, latest Jose Marzan vs. Georgia State, 1985  
**Most in Season:** 9, Dick Gold, 1969 and Luis Alicea, 1985  
**Most in Career:** 19, Luis Alicea, 1984-86

## HOME RUNS

**Most in Game:** 4, Jeff Ledbetter vs. Georgia State, 1982  
**Most in Season:** 42, Jeff Ledbetter, 1982  
**Most in Career:** 97, Jeff Ledbetter, 1979-82  
**Grandslams in Game:** 2, Craig Patterson vs. Wright State, 1979  
**Grandslams in Season:** 2, many players, latest Jimmy Jones, 1984

## RUNS BATTED IN

**Most in Game:** 9, Mike Fuentes vs. Jacksonville, 1979 and Luis Alicea vs. Southern Miss, 1985  
**Most in Season:** 124, Jeff Ledbetter, 1982  
**Most in Career:** 346, Jeff Ledbetter, 1979-82

## TOTAL BASES

**Most in Game:** 17, Jeff Ledbetter vs. Georgia State, 1982  
**Most in Season:** 273, Jeff Ledbetter, 1982  
**Most in Career:** 704, Jeff Ledbetter, 1979-82

## STOLEN BASES

**Most in Game:** 6, Chip Bifano vs. Kearney State, 1977  
**Most in Season:** 51, Edwin Alicea, 1988  
**Most in Career:** 98, Jose Marzan, 1984-87

## HIT BY PITCHES

**Most in Game:** 3, Mark Barineau, 1982  
**Most in Season:** 13, Mark Barineau, 1983  
**Most in Career:** 31, Mark Barineau, 1981-83

## BASE ON BALLS

**Most in Game:** 5, four players, most recently by Lionel Martinez vs. Virginia Tech, 1980  
**Most in Season:** 80, Lionel Martinez, 1982  
**Most in Career:** 195, Paul Sorrento, 1984-86

## STRIKEOUTS

**Most in Games:** 5, Dick Nichols vs. Georgia Southern, 1970; Dick Nichols vs. Southern Cal., 1970; and Ed Fulton vs. South Florida, 1986  
**Most in Season:** 74, Frank Fazzini, 1984  
**Most in Career:** 169, Frank Fazzini, 1983-85  
**Fewest in Season (75 AB Min.):** 1, Cooter Mills, 1974

## BATTING AVERAGE

**Highest in Season:** .337, 1980 (63 games)  
**Highest Allowed in Season:** .281, 1980 (63 games)  
**Lowest in Season:** .237, 1967 (46 games)  
**Lowest Allowed in Season:** .186, 1970 (59 games)

## DEFENSE

### PUTOUTS

**Most in Season:** 623, Ed Fulton, 1986  
**Most in Career:** 1,451, Jose Marzan, 1984-87

### ASSISTS

**Most in Season:** 254, Luis Alicea, 1984  
**Most in Career:** 670, Luis Alicea, 1983-86

## PITCHING

### PITCHING APPEARANCES

**Most in Season:** 40, Bruce Tanner, 1983  
**Most in Career:** 90, Doug Little, 1983-86

## STARTS

**Most in Season:** 24, Mike Loynd, 1986  
**Most in Career:** 78, Doug Little, 1983-86

## RELIEF APPEARANCES

**Most in Season:** 40, Bruce Tanner, 1983  
**Most in Career:** 71, Doug Treadway, 1982-83

## COMPLETE GAMES

**Most in Season:** 12, Brooks Carey, 1978 (15 starts) and Danny O'Brien, 1975 (17 starts)  
**Most in Career:** 23, Wayne Vincent, 1966-68

## INNINGS PITCHED

**Most in Season:** 164.2, Mike Loynd, 1986  
**Most in Career:** 549, Doug Little, 1983-86

## SAVES

**Most in Season:** 18, Mac Scarce, 1970  
**Most in Career:** 30, Mac Scarce, 1970-71

## VICTORIES

**Most in Season:** 20, Mike Loynd, 1986  
**Most in Career:** 49, Doug Little, 1983-86  
**Consecutive in Season:** 17, Mike Loynd, 1986  
**Consecutive in Career:** 18, Larry Jones, 1974-75

## LOSSES

**Fewest in Season:** 0, Gene Ammann, 1970 (15-0) and several others with fewer decisions  
**Fewest in Career (20+ decisions):** 2, Gene Ammann, 1968-72 (31-2)

## HOME RUNS ALLOWED

**Most in Season:** 19, Doug Little, 1984  
**Most in Career:** 49, Doug Little, 1983-86

## STRIKEOUTS RECORDED

**Most in Game:** 24, Tony Avitable vs. Furman, 1956  
**Most in Season:** 223, Mike Loynd, 1986  
**Most in Career:** 520, Richie Lewis, 1985-87 (392.2 IP)

## BASE ON BALLS

**Most in Season:** 72, Dave Fernald, 1972 (105.2 IP) and Richie Lewis 1986 (127.2 IP)  
**Most in Career:** 236, Larry Jones, 1974-77 (300 IP)

## EARNED RUN AVERAGE

**Lowest in Season (30+ innings):** 0.66, Gene Ammann, 1970 (10 ER/137 IP)  
**Lowest in Career (100+ innings):** 1.45, Wayne Vincent, 1966-68 (58 ER/292 IP)  
**Highest in Season (30+ innings):** 8.62, Al Ashmont, 1985 (30 ER/31 IP)

## RUNS ALLOWED

**Fewest in Season:** 18, Steve Mastin, 1968 (107 IP) and Bruce Tanner, 1983 (66.1 IP)  
**Most in Season:** 95, Doug Little, 1984  
**Most in Career:** 287, Doug Little, 1983-86 (549 IP)

## EARNED RUNS ALLOWED

**Fewest in Season (30+ innings):** 8, Max Long, 1981 (45 IP)  
**Most in Season (30+ innings):** 79, Doug Little, 1984 (161.1 IP)  
**Most in Career (100+ innings):** 211, Doug Little, 1983-86 (549 IP)

## HITS ALLOWED

**Fewest in Season:** 13, Mac Scarce, 1971 (33.1 IP)  
**Most in Season:** 167, Doug Little, 1984 (161.1 IP)  
**Most in Career:** 533, Doug Little, 1983-86 (549 IP)



# SEMINOLE LEADERS

## YEAR-BY-YEAR BATTING CHAMPIONS

YEAR	BATTER	AVG.	H-AB
1948	Jack Wilson	.298	20- 67
1950	Ron Melton	.361	30- 83
1951	Lee Bailey	.352	32- 91
1952	Ralph Blinn	.317	20- 63
1953	Cooter Mills	.319	29- 91
1954	Cooter Mills	.368	32- 87
1955	Riley Seewers	.415	27- 65
1956	Dick Howser	.415	27- 65
1957	Dick Howser	.364	32- 88
1958	Owen McCarron	.365	35- 96
1959	Bob Clem	.436	44-101
1960	Bob Clem	.383	36- 94
1961	Jack Dull	.370	40-108
1962	Woody Woodward	.365	54-148
1963	Mike Augustine	.399	65-163
1964	Ken Saurez	.404	44-109
1965	Gary Nichols	.333	29- 87
1966	Gary Sprague	.369	74-195
1967	Bob Canty	.340	18- 53
1968	Mike Easom	.386	56-145
1969	Dick Nichols	.336	45-138
1970	Dick Nichols	.338	80-237
1971	Ron Cash	.352	58-165
1972	Tom Rosa	.338	69-204
1973	Tom Rosa	.317	66-208
1974	Juan Bonilla	.351	82-232
1975	Steve Tebbetts	.374	76-203
1976	Joe Hicks	.391	45-115
1977	Carlos Lezczano	.346	63-182
1978	Blane McDonald	.393	79-201
1979	Craig Patterson	.397	95-239
1980	Mike Fuentes	.408	95-233
1981	Mike Fuentes	.353	106-300
1982	Jeff Ledbetter	.381	119-312
1983	Frank Fazzini	.366	86-235
1984	Paul Sorrento	.349	103-295
1985	Frank Fazzini	.413	137-332
1986	Luis Alicea	.392	112-286
1987	Marc Giordano	.382	47-123
1988	Barry Blackwell	.348	79-227
1989	Bob Reboin	.333	67-190

## CAREER

### RBI LEADERS

PLAYER	YEARS	RBI
1. Jeff Ledbetter	1979-82	346
2. Frank Fazzini	1983-85	270
3. Mike Fuentes	1978-81	257
4. Mike Yastrzemski	1980-83	223
5. Paul Sorrento	1984-86	222
6. Jimmy Jones	1982-85	198
7. Luis Alicea	1984-86	193
8. Jose Marzan	1984-87	192
9. Ed Fulton	1985-87	190
10. Rick Figueredo	1980-83	188
11. Barry Blackwell	1985-88	187
12. Juan Bonilla	1974-77	150
13. Don DeLoach	1978-81	143
14. Chris Cawthon	1981-82	142
15. Terry Kennedy	1975-77	137

### HOME RUN LEADERS

PLAYER	YEARS	HR
1. Jeff Ledbetter	1979-82	97
2. Frank Fazzini	1983-85	79
3. Mike Fuentes	1978-81	64
4. Paul Sorrento	1984-86	48
5. Ed Fulton	1985-87	45
6. Jimmy Jones	1982-85	41
7. Mike Yastrzemski	1980-83	40
8. Chris Cawthon	1981-82	36
9. Jose Marzan	1984-87	35
10. Terry Kennedy	1975-77	32

## SINGLE SEASON

### RBI LEADERS

PLAYER	RBI	SEASON
1. Jeff Ledbetter	124	1982
2. Frank Fazzini	118	1985
3. Mike Fuentes	106	1981
4. Chris Cawthon	103	1982
5. Jeff Ledbetter	95	1981
6. Joe Licata	91	1981
7. Frank Fazzini	89	1984
8. Don DeLoach	87	1982
9. Paul Sorrento	86	1986
10. Mike Fuentes	83	1980
11. Ed Fulton	78	1986
12. Jim Weaver	75	1981
13. Luis Alicea	73	1986
14. Jeff Ledbetter	73	1980
15. Jimmy Jones	73	1985

### HOME RUN LEADERS

PLAYER	HR	SEASON
1. Jeff Ledbetter	42	1982
2. Frank Fazzini	33	1985
3. Frank Fazzini	29	1984
4. Mike Fuentes	27	1981
5. Chris Cawthon	26	1982
6. Jeff Ledbetter	23	1981
7. Paul Sorrento	22	1986
8. Terry Kennedy	21	1976
9. Mike Fuentes	21	1980
10. Jimmy Jones	21	1985
11. Jeff Ledbetter	19	1980
12. Ed Fulton	19	1987
13. Jim Weaver	18	1980
14. Mark Lacy	18	1982
15. Frank Fazzini	17	1983

## NO-HITTERS

- 1958-Frank Slusser vs. Miami (18-0)
- 1967-Wayne Vincent vs. Georgia Southern (7-0)
- 1968-Jeff Hill vs. Springfield (18-0)
- 1968-Gene Ammann and Lin Garrett vs. Wake Forest (3-0)
- 1970-Gene Ammann vs. South Florida (7-0)
- 1977-Mike McLeod vs. Oliver (23-0)
- 1988-Jerry Nielson vs. Baptist (7-0)

# ALL-AMERICANS

## ABCA (COACHES)

Dick Howser	1957-58
Bob Clem	1959
Jack Dull	1961
Buddy Teagle	1962
Mike Augustine	1963
Woody Woodward	1963
Ken Saurez	1964
Jim Lyttle	1964
Tom Cook	1968
John LiBrandi	1972
Danny O'Brien	1975
Randy Davidson	1975
Juan Bonilla	1976
Blane McDonald	1978
Craig Patterson	1979
Mike Fuentes	1980-81
Jeff Ledbetter	1981-82
Frank Fazzini	1985
Doug Little	1985
Luis Alicea	1986
Mike Loynd	1986
Richie Lewis	1987
Ed Fulton	1987

## SPORTING NEWS

Jim Lyttle	1964
Dick Gold	1969
Dick Nichols	1970
John Grubb	1970
Ron Cash	1970
Pat Osburn	1970

Steve Tebbetts	1975
Jim Busby	1975
Terry Kennedy	1976-77
Jim Weaver	1980
Mike Fuentes	1980-81
Jeff Ledbetter	1081-82
Frank Fazzini	1985
Luis Alicea	1986
Richie Lewis	1987

## BASEBALL AMERICA

Jeff Ledbetter	1981-82
Frank Fazzini	1984-85
Doug Little	1985
Luis Alicea	1985-86
Paul Sorrento	1986
Mike Loynd	1986
Richie Lewis	1986
Bien Figueroa	1986
Richie Lewis	1987
Ed Fulton	1987

## ACADEMIC ALL-AMERICA (CoSIDA)

Greg Gromek	1970-71
Carl Gromek	1970
Danny O'Brien	1975
Tommy Zoeller	1985
Gar Finnfold	1989

## FRESHMAN ALL-AMERICA

(Selected by *Baseball America*)

Frank Fazzini	1983
Doug Little	1983
Paul Sorrento	1984
Luis Alicea	1984
Ray Revak	1984
Richie Lewis	1985
Barry Blackwell	1985
Ricky Kimball	1988

## GOLDEN SPIKES AWARD

Presented annually to the top amateur baseball player in the country as selected by a special committee for the United States Baseball Federation.

Mike Fuentes	1981
Mike Loynd	1986

## SPORTING NEWS PLAYER OF THE YEAR

Selected by *The Sporting News* writers as the best collegiate player in the nation.

Terry Kennedy	1977
Jeff Ledbetter	1982

# SEMINOLES IN THE NCAA RECORD BOOK\*

## TEAM RECORDS

### GAME

Most Consecutive Hits: 7, 5/14/88 vs. Memphis State (8th inning)  
Most Strikeouts Recorded: 24, 1956 vs. Furman (3rd)

### SEASON

Most Games Without Being Shutout: 326, 4/29/84 through 2/25/89 (1st)  
Most At Bats: 2,872, 1985 (5th)  
Most Hits: 947, 1985 (4th)  
Most Home Runs: 146, 1985 (4th)  
Most Total Bases: 1,580, 1985 (2nd)  
Most Strikeouts (Offense): 520, 1984 (1st)  
Most Walks (Offense): 555, 1984 (5th)  
Most Innings Pitched: 738, 1984 (4th)  
Most Appearances: 223, 1984 (3rd)  
Most Relief Appearances: 139, 1984 (4th)  
Most Strikeouts Recorded: 718, 1986 (2nd)  
Most Hits Allowed: 756, 1984 (4th)  
Most Putouts: 2,214, 1984 (4th)  
Most Assists: 1,126, 1984 (1st)  
Most Total Chances: 3,507, 1984 (1st)  
Most Double Plays: 95, 1984 (4th)

## INDIVIDUAL RECORDS

### GAME

Most Strikeouts Recorded: 24, Tony Avitable, 1956 (3rd)

### SEASON

Most At Bats: 357, Luis Alicea, 1985 (2nd); 332, Frank Fazzini, 1985 (5th)

Most Runs Scored: 109, Frank Fazzini, 1985 (5th)  
Most Hits: 137, Frank Fazzini, 1985 (tie 2nd)  
Most Home Runs: 42, Jeff Ledbetter, 1982 (2nd);  
33, Frank Fazzini, 1985 (4th)  
Most Home Runs Per Game: 0.57 (42 in 74), Jeff Ledbetter, 1982 (1st)  
Most RBI: 124, Jeff Ledbetter, 1982 (3rd); 118, Frank Fazzini, 1985 (5th)  
Most Total Bases: 273, Jeff Ledbetter, 1982 (2nd);  
264, Frank Fazzini, 1985 (3rd)  
Most Starts: 25, Mike Loynd, 1986 (1st); 23, Doug Little, 1984 (tie 2nd)  
Most Shutouts: 8, Gene Ammann, 1970 (1st)  
Most Victories: 20, Mike Loynd, 1986 (tie 1st)  
Most Strikeouts: 223, Mike Loynd, 1986 (3rd)  
Highest Strikeout Average (per 9 IP): 100+ IP: 14.3, Richie Lewis, 1986  
(2nd); 1-49 IP: 15.0, Mac Scarce, 1971 (tie 2nd)  
Most Saves: 18, Mac Scarce, 1971 (3rd)  
Most Wild Pitches: 20, Mike Loynd, 1986 (tie 3rd)

### CAREER

Most Home Runs: 97, Jeff Ledbetter, 1979-82 (2nd);  
79, Frank Fazzini, 1983-85 (3rd)  
Most RBI: 346, Jeff Ledbetter, 1979-82 (1st)  
Most Total Bases: 704, Jeff Ledbetter, 1979-82 (2nd)  
Most Strikeouts: 169, Frank Fazzini, 1983-35 (4th)  
Most Times Hit by Pitch: 31, Mark Barineau, 1981-83 (3rd)  
Most Starts (Pitchers): 78, Doug Little, 1983-86 (1st)  
Most Victories: 49, Doug Little, 1983-86 (3rd)  
Most Innings Pitched: 549, Doug Little, 1983-86 (1st)  
Most Strikeouts Recorded: 520, Richie Lewis, 1985-87 (2nd)  
Most Saves: 30, Mac Scarce, 1971-72 (4th)  
Most Runs Allowed: 287, Doug Little, 1983-86 (1st)  
Most Hits Allowed: 533, Doug Little, 1983-86 (1st)  
Most Assists: 670, Luis Alicea, 1984-86 (4th)

\*Ranking as indicated in parentheses.

# FSU IN THE NCAA CHAMPIONSHIPS

## FSU IN THE COLLEGE WORLD SERIES

All-Time CWS Record:	15-20
Appearances:	10
First Appearance:	1957
Last Appearance:	1989
Top Finish:	Second (1986)
Last Year:	Tied Third

## FSU IN THE NCAA PLAYOFFS (REGIONAL/DISTRICT 3)

All-Time Record:	56-39
Appearances:	27
First Appearance:	1956
Last Appearance:	1989
Consecutive Appearances:	12

## YEAR-BY-YEAR NCAA & CWS RESULTS

OPPONENT FSU OPP RESULT

### 1956 NCAA DISTRICT 3 PLAYOFFS GASTONIA, N.C.

Duke	2	1	W
Duke	2	4	L
Duke	6	7	L

### 1957 NCAA DISTRICT 3 PLAYOFFS GASTONIA, N.C.

Georgia Teachers	5	3	W
Duke	3	2	W
Duke	6	8	L
Duke	4	1	L

### 1957 COLLEGE WORLD SERIES OMAHA, NEB.

Penn State	0	7	L
Connecticut	3	5	L

### 1958 NCAA DISTRICT 3 PLAYOFFS GASTONIA, N.C.

George Washington	3	1	W
Florida	1	2	L
Clemson	5	8	L

### 1959 NCAA DISTRICT 3 PLAYOFFS GASTONIA, N.C.

George Washington	3	2	W
Clemson	2	24	L
Georgia Tech	16	9	W
Clemson	0	5	L

### 1961 NCAA DISTRICT 3 PLAYOFFS GASTONIA, N.C.

West Virginia	3	1	W
Duke	2	7	L
West Virginia	3	4	L

### 1962 NCAA DISTRICT 3 PLAYOFFS GASTONIA, N.C.

Florida	0	1	L
West Virginia	6	5	W
Florida	3	1	W
Wake Forest	10	8	W
Wake Forest	3	2	W

### 1962 COLLEGE WORLD SERIES OMAHA, NEB.

Santa Clara	5	1	W
Ithaca	5	4	W
Michigan	7	10	L
Santa Clara	6	11	L

### 1963 NCAA DISTRICT 3 PLAYOFFS GASTONIA, N.C.

Auburn	4	3	W
Wake Forest	12	4	W
Wake Forest	5	6	L
Wake Forest	11	5	W

### 1963 COLLEGE WORLD SERIES OMAHA, NEB.

Western Michigan	5	2	W
Arizona	3	4	L
Southern Cal	3	4	L

## 1965 NCAA DISTRICT 3 PLAYOFFS GASTONIA, N.C.

Mississippi State	3	6	L
Maryland	7	3	W
Mississippi State	6	2	W
Furman	2	1	W
Furman	7	5	W

## 1965 COLLEGE WORLD SERIES OMAHA, NEB.

Ohio State	1	2	L
Texas	3	2	W
St. Louis	3	5	L

## 1966 NCAA DISTRICT 3 PLAYOFFS GASTONIA, N.C.

Mississippi State	3	4	L
East Carolina	6	4	W
Mississippi State	7	0	W
North Carolina	6	5	W
North Carolina	4	6	L

## 1967 NCAA DISTRICT 3 PLAYOFFS GASTONIA, N.C.

Clemson	5	3	W
Auburn	3	13	L
Clemson	4	6	L

## 1968 NCAA DISTRICT 3 PLAYOFFS GASTONIA, N.C.

East Carolina	1	2	L
Auburn	6	1	W
East Carolina	3	2	W
North Carolina State	15	12	W
North Carolina State	1	4	L

## 1970 NCAA DISTRICT 3 PLAYOFFS GASTONIA, N.C.

East Carolina	2	0	W
Maryland	10	1	W
Mississippi State	5	4	W

## 1970 COLLEGE WORLD SERIES OMAHA, NEB.

Arizona	4	0	W
Dartmouth	6	0	W
Texas	1	5	L
Ohio	2	0	W
Texas	11	2	W
Southern Cal	1	2	L

## 1972 NCAA DISTRICT 3 PLAYOFFS GASTONIA, N.C.

South Alabama	5	6	L
Richmond	10	5	W
Mississippi	3	8	L

## 1975 NCAA REGIONAL STARKVILLE, MISS.

Miami	1	0	W
LSU	4	2	W
Miami	6	5	W

## 1975 COLLEGE WORLD SERIES OMAHA, NEB.

Eastern Michigan	1	2	L
Seton Hall	0	11	L

## 1976 NCAA REGIONAL TALLAHASSEE, FLA.

Jacksonville	6	1	W
Auburn	1	2	L
Jacksonville	7	9	L

## 1978 NCAA REGIONAL MIAMI, FLA.

Marshall	0	4	L
Miami	2	7	L

## 1979 NCAA REGIONAL TALLAHASSEE, FLA.

Florida	5	9	L
Delaware	6	7	L

## 1980 NCAA REGIONAL TALLAHASSEE, FLA.

New Orleans	10	8	W
Western Kentucky	19	7	W
Western Kentucky	10	5	W

## 1980 COLLEGE WORLD SERIES OMAHA, NEB.

Hawaii	6	7	L
Arizona	3	5	L

## 1981 NCAA REGIONAL MIAMI, FLA.

Florida	5	1	W
Minnesota	9	5	W
Miami	6	14	L
Florida	4	5	L

## 1982 NCAA REGIONAL AUSTIN, TEXAS

Eastern Michigan	2	7	L
Ohio State	8	3	W
Oklahoma	5	6	L

## 1983 NCAA REGIONAL TALLAHASSEE, FLA.

South Alabama	8	2	W
Alabama	5	7	L
Miami	5	10	L

## 1984 NCAA REGIONAL TALLAHASSEE, FLA.

Stetson	7	10	L
East Carolina	4	7	L

## 1985 NCAA REGIONAL TALLAHASSEE, FLA.

George Mason	11	0	W
Georgia Tech	9	1	W
Arkansas	6	7	L
Georgia Tech	3	8	L

## 1986 NCAA REGIONAL TALLAHASSEE, FLA.

North Carolina State	10	6	W
Texas A & M	12	9	W
South Florida	11	7	W

## 1986 COLLEGE WORLD SERIES OMAHA, NEB.

Indiana State	5	3	W
Miami	7	2	W
Arizona	5	9	L
Oklahoma State	6	5	W
Miami	4	3	W
Arizona	2	10	L

## 1987 NCAA REGIONAL TALLAHASSEE, FLA.

East Carolina	10	5	W
Miami	5	2	W
South Alabama	12	3	W
South Alabama	3	6	L
South Alabama	9	2	W

## 1987 COLLEGE WORLD SERIES OMAHA, NEB.

LSU	2	6	L
Arizona State	3	0	W
Texas	4	6	L

## 1988 NCAA REGIONAL TALLAHASSEE, FLA.

Stetson	10	3	W
Tulane	8	6	W
Florida	3	9	L
Stetson	2	7	L

## 1989 NCAA REGIONAL TALLAHASSEE, FLA.

Rider	13	7	W
South Florida	8	1	W
Auburn	7	6	W
Clemson	8	1	W

## 1989 COLLEGE WORLD SERIES OMAHA, NEB.

North Carolina	4	2	W
Wichita State	4	2	W
Wichita State	4	7	L
Wichita State	9	12	L

# YEAR-BY-YEAR RECORDS

YEAR	COACH	CAPTAINS	W	L	T	RUNS	OPP.	BA	OPP.
1948	Charlie Armstrong	Ron Nettles	9	8	0	101	121	NA	NA
1949	Charlie Armstrong	Sam Cox	11	8	0	126	103	NA	NA
1950	Charlie Armstrong	Bob Trowbridge	13	7	0	122	104	NA	NA
1951	Charlie Armstrong	Augie Pompelia	16	6	0	161	97	.292	.234
1952	Ralph Matherly	Bob Trowbridge	17	4	0	158	72	.266	.188
1953	Ralph Matherly	Cooter Mills	13	10	1	156	254	NA	NA
1954	Ralph Matherly	Bob Hudson	13	8	0	164	102	.269	NA
1955	Danny Litwhiler	Billy Campbell	17	6	0	189	98	.321	NA
		Bob Hudson							
1956	Danny Litwhiler	Max Long	25	7	0	244	121	.295	NA
1957	Danny Litwhiler	Carlee Hendrix	22	9	0	232	120	.297	NA
1958	Danny Litwhiler	Dick Howser	20	7	0	198	104	.295	.208
1959	Danny Litwhiler	Dale Koch	22	11	0	258	166	.282	.231
1960	Danny Litwhiler	Ray Bazzell	13	9	0	183	136	.313	.254
1961	Danny Litwhiler	Frank Davis	21	7	0	203	238	.301	.256
		Jack Dull							
1962	Danny Litwhiler	Ray McShane	23	14	0	254	221	.296	.258
		Bob Madison							
1963	Danny Litwhiler	Al Beccaccio	26	13	0	250	151	.278	.213
1964	Fred Hatfield	Jim Reed	23	13	0	244	171	.273	.247
1965	Fred Hatfield	Gerry Chmielewski	32	11	1	305	179	.281	.253
1966	Fred Hatfield	Dick Fernandez	39	13	0	417	192	.294	.214
1967	Fred Hatfield	Roy Mewbourne	32	14	0	214	155	.234	.220
1968	Fred Hatfield	Chuck Cone	35	6	0	291	120	.284	.215
		Bob Canty							
1969	Jack Stallings	Dick Gold	38	13	1	303	158	.273	.219
		Mike Easom							
1970	Jack Stallings	Dick Nichols	49	9	1	261	144	.277	.186
1971	Jack Stallings	Harry Saferight	41	16	0	341	208	.282	.208
		Ron Cash							
1972	Jack Stallings	Ken Doria	45	23	0	473	325	.291	.251
		Mike Scarce							
1973	Jack Stallings	John Librandi	38	21	0	331	218	.239	.218
		Denny Williams							
1974	Jack Stallings	Randy Davidson	37	25	0	320	269	.268	.232
1975	Woody Woodward	Randy Davidson	49	10	0	371	162	.300	.198
1976	Woody Woodward	Craig Eaton	40	16	0	467	228	.302	.210
1977	Woody Woodward	Larry Jones	37	13	0	459	375	.271	.231
1978	Woody Woodward	Brooks Carey	44	18	0	457	303	.309	.269
		Greg Jones							
1979	Dick Howser	Craig Patterson	43	17	1	494	272	.319	.277
1980	Mike Martin	Don DeLoach	51	12	0	630	306	.327	.281
		Craig Ramsey							
1981	Mike Martin	Mike Fuentes	56	23	0	638	407	.303	.273
		Rick Hatcher							
1982	Mike Martin	Jeff Ledbetter	56	17	1	752	375	.327	.243
1983	Mike Martin	Mike Yastrzemski	55	18	1	737	574	.302	.243
		Rick Figueredo							
1984	Mike Martin	Jody Reed	55	29	0	644	464	.291	.265
		Jeff Gray							
1985	Mike Martin	Frank Fazzini	59	23	0	786	406	.330	.245
		Jimmy Jones							
1986	Mike Martin	Luis Alicea	61	13	0	655	333	.325	.244
		Doug Little							
		Mike Loynd							
1987	Mike Martin	Ed Fulton	55	18	0	579	319	.307	.241
		Jose Marzan							
1988	Mike Martin	Barry Blackwell	50	18	1	568	309	.302	.257
		Edwin Alicea							
1989	Mike Martin	Clyde Keller	54	18	0	513	275	.290	.232



# ALL-TIME COACHING RECORDS

## Charlie Armstrong

(1948-51)

YEAR	W-	L-	T	PCT.
1948	9-	8-	0	.529
1949	11-	8-	0	.579
1950	13-	7-	0	.650
1951	16-	6-	0	.727
TOTALS	49-	29-	0	.628



## Woody Woodward

(1975-78)

YEAR	W-	L-	T	PCT.
1975	49-	10-	0	.831
1976	40-	16-	0	.714
1977	37-	13-	0	.740
1978	44-	18-	0	.710
TOTALS	170-	57-	0	.749



## Ralph Matherly

(1952-54)

YEAR	W-	L-	T	PCT.
1952	17-	4-	0	.810
1953	13-	10-	1	.563
1954	13-	8-	0	.619
TOTALS	43-	22-	1	.659



## Dick Howser

(1979)

YEAR	W-	L-	T	PCT.
1979	43-	17-	1	.713



## Danny Litwhiler

(1955-63)

YEAR	W-	L-	T	PCT.
1955	17-	6-	0	.739
1956	25-	7-	0	.781
1957	22-	9-	0	.710
1958	20-	7-	0	.741
1959	22-	11-	0	.667
1960	13-	9-	0	.591
1961	21-	7-	0	.750
1962	23-	14-	0	.622
1963	26-	13-	0	.667
TOTALS	189-	82-	0	.697



## Mike Martin

(1980-PRESENT)

YEAR	W-	L-	T	PCT.
1980	51-	12-	0	.810
1981	56-	23-	0	.709
1982	56-	17-	1	.764
1983	55-	18-	1	.750
1984	55-	29-	0	.655
1985	59-	23-	0	.720
1986	61-	13-	0	.824
1987	55-	18-	0	.753
1988	50-	18-	1	.714
1989	54-	18-	0	.750
TOTALS	552-	189-	3	.744



## Fred Hatfield

(1964-68)

YEAR	W-	L-	T	PCT.
1964	23-	13-	0	.639
1965	32-	11-	1	.739
1966	39-	13-	0	.750
1967	32-	14-	0	.696
1968	35-	6-	0	.854
TOTALS	161-	57-	1	.737



## Jack Stallings

(1969-74)

YEAR	W-	L-	T	PCT.
1969	38-	13-	1	.726
1970	49-	9-	1	.839
1971	41-	16-	0	.719
1972	45-	23-	0	.662
1973	38-	21-	0	.644
1974	37-	25-	0	.597
TOTALS	248-	107-	2	.697



## COACHING RECORDS BY PERCENTAGE

COACH (Years)	RECORD	PCT.
Woody Woodward (1975-78)	170- 57- 0	.749
Mike Martin (1980-89)	552-189- 3	.744
Fred Hatfield (1964-68)	161- 57- 1	.737
Dick Howser (1979)	43- 17- 1	.713
Jack Stallings (1969-74)	248-107- 2	.69747
Danny Litwhiler (1955-63)	189- 82- 0	.69741
Ralph Matherly (1952-54)	43- 22- 1	.659
Charlie Armstrong (1948-51)	49- 29- 0	.628

# SERIES RECORD vs. ALL OPPONENTS

(1990 Opponents in Bold Face)

TEAM	FIRST MEETING	LAST MEETING	SERIES STANDINGS			TEAM	FIRST MEETING	LAST MEETING	SERIES STANDINGS		
			W-	L-	T				W-	L-	T
Alabama	1967	1984	3-	2-	0	Lenoir-Rhyne	1980	1980	1-	0-	0
Alabama-Birmingham	1988	1988	1-	0-	0	Lewis	1974	1974	0-	3-	0
Amherst	1952	1964	7-	1-	0	<b>LSU</b>	<b>1955</b>	<b>1987</b>	7-	5-	0
<b>Arizona</b>	<b>1963</b>	<b>1986</b>	1-	4-	0	<b>Louisville</b>	<b>1977</b>	<b>1989</b>	11-	2-	0
<b>Arizona State</b>	<b>1987</b>	<b>1989</b>	3-	0-	0	Loyola (La.)	1952	1968	10-	0-	0
Arkansas	1985	1985	0-	1-	0	Maine	1988	1988	1-	0-	0
Armstrong State	1985	1985	2-	0-	0	Marietta	1973	1977	1-	1-	0
Army	1975	1975	1-	0-	0	Marshall	1978	1978	0-	1-	0
Auburn	1954	1989	59-	38-	0	Maryland	1965	1970	4-	0-	0
Austin Peay	1979	1987	5-	0-	0	<b>Memphis State</b>	<b>1977</b>	<b>1989</b>	39-	13-	0
<b>Ball State</b>	<b>1984</b>	<b>1989</b>	13-	2-	0	<b>Mercer</b>	<b>1948</b>	<b>1989</b>	33-	7-	0
<b>Baptist</b>	<b>1988</b>	<b>1989</b>	5-	0-	0	Mercer-Atlanta	1974	1982	9-	0-	0
Belmont Abbey	1969	1969	2-	0-	0	<b>Miami</b>	<b>1951</b>	<b>1989</b>	79-	58-	2
Biscayne College	1976	1976	4-	0-	0	Michigan	1959	1962	1-	1-	0
Bowling Green	1970	1970	1-	0-	0	Michigan State	1957	1975	9-	6-	0
Bradley	1950	1950	1-	0-	0	Middle Georgia	1948	1948	2-	0-	0
Brooklyn College	1980	1980	1-	0-	0	Millsaps	1949	1949	1-	0-	0
Brown	1971	1971	5-	1-	0	Minnesota	1981	1988	2-	0-	0
Cal State-Fullerton	1984	1989	3-	3-	0	Mississippi	1949	1972	6-	1-	0
Campbellsville	1981	1981	1-	0-	0	Mississippi College	1948	1951	13-	4-	0
Central Florida	1985	1988	12-	2-	0	Mississippi State	1964	1970	5-	2-	0
Chicago State	1972	1972	2-	0-	0	Missouri-Rolla	1980	1980	2-	0-	0
<b>Cincinnati</b>	<b>1953</b>	<b>1989</b>	14-	1-	0	Monmouth	1980	1980	1-	0-	0
Clemson	1958	1989	25-	16-	1	Morehead State	1978	1978	2-	0-	0
Cleveland State	1981	1982	3-	0-	0	Navy	1960	1960	3-	4-	0
Columbus College	1974	1976	5-	0-	0	New Orleans	1980	1987	3-	2-	0
Connecticut	1957	1957	0-	1-	0	New York University	1970	1970	2-	0-	0
Cumberland	1973	1973	2-	0-	0	Nevada-Las Vegas	1977	1984	4-	8-	0
Dartmouth	1970	1970	1-	0-	0	Niagara	1974	1976	7-	0-	0
Davidson	1954	1954	1-	0-	0	<b>North Carolina</b>	<b>1956</b>	<b>1989</b>	17-	5-	0
Dayton	1980	1980	1-	0-	0	North Carolina-Charlotte	1987	1987	2-	0-	0
Delaware	1979	1979	0-	1-	0	North Carolina State	1962	1986	3-	4-	0
Duke	1954	1959	15-	9-	0	North Carolina-Wilmington	1974	1974	3-	0-	0
East Carolina	1962	1987	5-	3-	0	Northeast Louisiana	1964	1964	1-	0-	0
East Tennessee State	1978	1978	2-	0-	0	Northern Illinois	1971	1971	1-	0-	0
Eastern Illinois	1980	1980	1-	0-	0	Northern Kentucky	1980	1980	1-	0-	0
Eastern Michigan	1975	1982	0-	2-	0	North Central	1977	1977	3-	0-	0
Farleigh Dickinson	1973	1973	2-	0-	0	Notre Dame	1956	1958	3-	0-	0
Flagler	1980	1982	4-	1-	0	Oakland	1978	1979	4-	0-	0
<b>Florida</b>	<b>1956</b>	<b>1989</b>	72-	65-	0	Oglethorpe	1949	1949	0-	1-	0
Florida A&M	1971	1979	12-	0-	0	Ohio	1970	1974	1-	1-	0
<b>Florida International</b>	<b>1973</b>	<b>1988</b>	11-	3-	0	Ohio State	1960	1982	4-	3-	0
Florida Southern	1949	1974	29-	13-	1	Oklahoma	1982	1982	0-	1-	0
Furman	1955	1969	12-	1-	0	Oklahoma State	1986	1986	1-	0-	0
George Mason	1985	1988	2-	0-	0	Olivet	1977	1977	2-	0-	0
George Washington	1958	1959	2-	0-	0	Otterbein	1976	1982	7-	0-	0
Georgia	1951	1987	27-	5-	0	Parsons	1967	1967	0-	2-	0
Georgia Southern	1948	1985	95-	31-	0	Penn State	1957	1969	7-	2-	0
Georgia Southwestern	1976	1976	3-	1-	0	Pittsburgh	1983	1986	13-	0-	0
Georgia State	1981	1985	19-	2-	0	Rice	1988	1989	2-	1-	0
Georgia Tech	1959	1989	28-	8-	0	<b>Richmond</b>	<b>1972</b>	<b>1989</b>	11-	0-	0
Grambling	1985	1989	13-	1-	0	Rider College	1970	1989	3-	0-	0
Hawaii	1977	1980	1-	2-	0	Ripon	1981	1981	2-	0-	0
Holy Cross	1970	1970	2-	0-	0	Rollins	1948	1973	11-	11-	0
Howard	1976	1976	1-	1-	0	Rose Hulman	1978	1978	4-	0-	0
Illinois	1956	1970	5-	0-	0	Rutgers	1966	1966	1-	0-	0
Indiana	1956	1956	2-	0-	0	Samford	1985	1989	16-	1-	0
Indiana State	1986	1986	1-	0-	0	Santa Clara	1962	1962	1-	1-	0
Ithaca	1957	1962	3-	0-	0	Savannah	1948	1948	1-	1-	0
Jackson State	1981	1981	1-	0-	0	Seton Hall	1975	1975	0-	1-	0
Jacksonville State	1953	1973	3-	0-	0	<b>South Alabama</b>	<b>1969</b>	<b>1988</b>	30-	22-	1
<b>Jacksonville</b>	<b>1964</b>	<b>1989</b>	64-	26-	0	<b>South Carolina</b>	<b>1969</b>	<b>1989</b>	12-	8-	0
Kearney State	1977	1977	2-	0-	0	South Florida	1969	1989	56-	15-	1
Kentucky	1965	1977	6-	1-	0	Southeastern Louisiana	1953	1953	1-	1-	0
Kentucky Wesleyan	1968	1968	2-	0-	0	Southeast Missouri State	1982	1982	1-	0-	0
Kenyon	1952	1952	2-	0-	0	Southern	1982	1982	2-	0-	0
Lafayette	1971	1971	3-	0-	0	Southern California	1963	1977	1-	3-	0

TEAM	FIRST MEETING	LAST MEETING	SERIES STANDINGS		
			W-	L-	T
Southern Illinois	1968	1970	6-	1-	0
<b>Southern Mississippi</b>	<b>1982</b>	<b>1989</b>	<b>32-</b>	<b>9-</b>	<b>0</b>
Southwestern Louisiana	1976	1983	4-	0-	0
Springfield	1967	1968	4-	0-	0
Springhill	1966	1966	4-	0-	0
St. Francis (Ill.)	1979	1979	3-	1-	0
St. Joseph's	1972	1973	4-	0-	0
St. Leo	1969	1979	28-	3-	0
St. Louis	1965	1981	1-	1-	0
St. Xavier	1982	1983	2-	0-	0
Stetson	1949	1988	32-	20-	0
Tampa	1949	1984	24-	4-	1
Tennessee	1951	1974	4-	3-	0
Tennessee-Martin	1979	1979	2-	0-	0
Tennessee Tech	1983	1984	3-	0-	0
Texas	1965	1987	2-	2-	0
Texas A&M	1986	1986	1-	0-	0
Troy State	1948	1980	10-	2-	0
<b>Tulane</b>	<b>1967</b>	<b>1988</b>	<b>33-</b>	<b>16-</b>	<b>1</b>
Union	1970	1970	5-	0-	0
Valdosta State	1963	1988	22-	4-	1
Valparaiso	1982	1982	1-	0-	0
Vanderbilt	1972	1972	2-	1-	0
Virginia	1972	1972	2-	0-	0
Virginia Commonwealth	1988	1988	1-	0-	0
<b>Virginia Tech</b>	<b>1967</b>	<b>1989</b>	<b>11-</b>	<b>4-</b>	<b>0</b>
Wake Forest	1962	1983	18-	5-	0
<b>Western Kentucky</b>	<b>1978</b>	<b>1985</b>	<b>6-</b>	<b>1-</b>	<b>0</b>
Western Michigan	1959	1974	6-	8-	0

TEAM	FIRST MEETING	LAST MEETING	SERIES STANDINGS		
			W-	L-	T
West Florida	1981	1984	5-	0-	0
West Virginia	1956	1962	3-	2-	0
<b>Wichita State</b>	<b>1989</b>	<b>1989</b>	<b>1-</b>	<b>2-</b>	<b>0</b>
William & Mary	1967	1967	1-	0-	0
Wingate	1980	1983	6-	0-	0
Wisconsin	1955	1958	8-	1-	0
Wright State	1979	1980	3-	1-	0
Yale	1957	1957	2-	0-	0

## OTHER AMATEUR TEAMS

Camp LeJeune	1949	1954	3-	1-	0
Jacksonville Navy	1953	1954	2-	2-	0
Pensacola Navy	1965	1965	3-	0-	0
Valdosta Red Sox	1968	1968	4-	0-	0

## PROFESSIONAL EXHIBITIONS

Birmingham (AA)	1968	1968	0-	3-	0
Knoxville (A)	1958	1958	1-	0-	0
Pittsfield (AA)	1968	1968	0-	3-	0
Tallahassee Citizens	1951	1951	1-	0-	0
Tallahassee Rebels	1954	1954	1-	1-	0
Pawtucket (AAA)	1970	1970	0-	1-	0
Baltimore (AL)	1970	1970	0-	1-	0
New York (AL)	1978	1985	1-	1-	0
Atlanta (NL)	1981	1982	1-	1-	0
Kansas City (AL)	1988	1988			Rain

## AGAINST THE METRO

Cincinnati	14-	1-	0
Louisville	11-	2-	0
Memphis State	39-	13-	0
South Carolina	12-	8-	0
Southern Miss	32-	9-	0
Tulane	33-	16-	1
Virginia Tech	11-	4-	0

RECORD AGAINST METRO TEAMS 152- 53- 1

## METRO TOURNAMENT


Cincinnati	6-	0-	0
Georgia Tech*	2-	0-	0
Louisville	7-	1-	0
Memphis State	11-	2-	0
St. Louis	1-	0-	0
South Carolina	9-	2-	0
Southern Miss	3-	1-	0
Tulane	9-	5-	0
Virginia Tech	7-	2-	0

## AGAINST STATE SCHOOLS

Biscayne (St. Thomas)	4-	0-	0
Central Florida	12-	2-	0
Flagler	4-	1-	0
Florida	72-	65-	0
Florida A&M	12-	0-	0
Florida International	11-	3-	0
Florida Southern	29-	13-	1
Jacksonville	64-	26-	0

Miami	79-	58-	2
Rollins	11-	11-	0
South Florida	56-	15-	0
St. Leo	28-	3-	0
Stetson	32-	20-	0
Tampa	24-	4-	1
West Florida	5-	0-	0

RECORD AGAINST THE STATE 443-221- 4  
\*Left Conference



Florida State's 54-18 record last season included a 14-4 mark in conference play as the Seminoles claimed their seventh consecutive Metro crown.

# ALL-TIME ROSTER

## A

Bobby Alexander	1982
Terry Alexander	1976
Edwin Alicea	1987-88
Luis Alicea	1984-86
Roy Alvarez	1980
Gene Ammann	1968-70
Johnny Ash	1954-56
Bill Ashford	1982-83
Gary Ashley	1953-56
Al Ashmont	1985
Jim Atwood	1953-56
Mike Augustine	1961-63
Tony Avitable	1953-56

## B

Lee Bailey	1951
Jeff Bangston	1972-73
Rob Bargas	1989
Mark Barineau	1981-83
Ron Bartlett	1976-79
Joe Baxter	1968-69
Clay Baynham	1976
Harold Bazzell	1953
Ray Bazzell	1957-60
Garrett Blanton	1989
Mason Bean	1972-73
Al Beccaccio	1960-62
Bob Benda	1976-77
Allen Bevis	1989
Chip Bifano	1976-77
Ham Bisbee	1955
Barry Blackwell	1985-88
Tony Biasucci	1983
Ralph Blinn	1952-53
Rich Bombard	1979
Phil Bondack	1962-63
Bob Bondi	1954-57
Juan Bonilla	1974-77
Rafael Bourmigal	1987
LaDon Boyd	1967
Mike Brady	1987-89
Mike Bretz	1976-79
John Bristol	1955-57
Chris Brock	1989
Kevin Brooks	1977-78
Marty Brooks	1965-67
Terry Brooks	1969
Craig Brown	1969-70
Dave Brown	1974
Forrest Brown	1953-54
Pete Brown	1985
Randy Brown	1964-66
Terry Browning	1968-69
Tommy Bryant	1983
Jeff Burger	1969
Joe Burns	1974-75
Jim Busby	1959-60
Dave Buss	1987-88
Rod Byerly	1987-88
Lee Byers	1961-64

## C

Nick Carfaro	1966
Vince Calandra	1984-85
Billy Campbell	1952-55
Bob Canty	1966-68
Brooks Carey	1975-78
Bob Carroll	1972-73
Doug Casey	1978-79
Ron Cash	1970-71
Chris Cawthon	1981-82
Greg Clayborne	1986-88
Dave Chappel	1974
Gerald Chmielewski	1963-65
Bob Clem	1958-59
Matt Clements	1988-89
Al Cleveland	1969-70
Larry Cocks	1969-70
Hal Cohen	1982
Chester Cole	1965-67
Rick Colzie	1973-74
Chuck Cone	1966-68
Skip Cone	1971-72
David Cook	1966-68
Dave Cooper	1976-77
Mike Copps	1957-60
Lee Corso	1954-57
Jerry Couch	1958-59
Bob Craft	1966-68

Keith Craig	1980-81
Ken Creely	1964-65
Buddy Cribb	1988-89
John Cuesta	1953
Mike Cullin	1980-81
Greg Culpepper	1979
Ben Curry	1975-78

## D

Dave Dahlen	1963-64
Bill Daniel	1974-75
Jim Daniel	1960-61
Phil Dannunzio	1989
Randy Davidson	1974-75
Brett Davis	1988
Frank Davis	1960-61
Tom Davis	1962-64
Eric Deddens	1983-84
Don DeLoach	1983
Greg Dennis	1983
Jim DeVane	1955
Paul Dirks	1962-64
Kevin Dodge	1981-82
Jerry Donnaway	1957-58
Ken Doria	1971-72
Danny Dowell	1981-83
Steve Downey	1974
Jay Drevis	1984
John Drews	1974
Dean Duchak	1965-67
Jack Dull	1960-61
Matt Dunbar	1987-89
Chris Dunn	1986

## E

Mike Eason	1966-68
Craig Eaton	1975-76
Frank Echols	1962-63
Scott Edwards	1989
Rudy Eigel	1955-58
Mike Eissey	1973-74
Gary Elliott	1961-63
Jack Emerick	1979-80
Mike English	1967-69
Roy Eppley	1985
Donny Erickson	1987-88

## F

Terry Farmer	1973-74
Frank Fazzini	1983-85
Ed Feely	1961
John Ferguson	1968-70
George Fergusson	1961-62
Dave Fernald	1971-73
Dick Fernandez	1964-66
Joe Fernandez	1953
Robert Ferrar	1962-63
Carl Ferraro	1981
Mike Fields	1978-79
Rich Figueroa	1980-83
Bien Figueroa	1985-86
Gar Finnvoid	1989
Ken Fischer	1979-82
Robin Flake	1970-72
Ray Fox	1975-78
Jim Foxwell	1972-75
Ron Fraser	1954-57
Clem Freeman	1981
Doug French	1961-62
Mike Fuentes	1978-81
Bill Fuller	1970-72
Ed Fulton	1985-87

## G

John Gagnon	1979-80
Randy Galley	1972-73
Tom Garcia	1955
Linwood Garrett	1967-68
Dave Garrison	1984
Steve Gelmine	1982-85
Alan Gentry	1983-84
Wayne Giardino	1964-65
Marc Giordano	1987-88
Mark Gilbert	1978-79
Brian Gilliland	1989
Jack Givens	1976-77
Mike Givens	1974
Steve Givens	1982-83
Dick Gold	1967-69

Jeff Gray	1981-84
Harry Green	1966-68
Lane Green	1966-68
Brad Gregory	1989
Danny Griffin	1982-83
Pedro Grifol	1989
Dave Grimes	1970-71
Carl Gromek	1968-70
Greg Gromek	1968-71
Johnny Grubb	1970
Randy Guemple	1972-73
Jim Gurzynski	1968-69

## H

Dan Haddock	1979
Bill Hammond	1964-66
Art Haney	1963
Dave Hanselman	1984
Don Harbaugh	1969-71
Jeff Hardy	1976-77
Dee Harris	1976
Ed Harris	1967-68
Dean Harrison	1988-89
Rick Hatcher	1979-81
Tim Hatcher	1980
Chuck Hawkins	1965-66
Mark Haynes	1952-54
John Hearn	1966-68
Phil Hearn	1966
Ken Heath	1984
George Hehemann	1953-56
Jim Helm	1966-68
Carlee Hendrix	1954-57
Tom Henson	1969-71
Joel Hicks	1976-77
Ron Herring	1973-74
Wm. Higginbotham	1953-54
Windle Higginbotham	1974-75
Jeff Hill	1967-69
Lance Hitchcock	1966-68
Jeff Hogan	1967-69
Rick Holloway	1978-79
Maury Hopkins	1964-66
Bill Home	1973-74
Bill Howell	1961
Ed Howell	1964-66
Martin Howell	1962-63
Ed Howser	1980-81
Dick Howser	1955-58
Bob Hudson	1954-55
Bruce Huff	1976-79
Gary Huff	1971-73
Ken Huff	1978-81
Philip Hunt	1955
George Hutchinson	1961

## I

Vince Inogna	1984
--------------	------

## J

John Jane	1961
Ken Jarabeck	1978
Lincoln Jarrett	1962-63
Barry Johnson	1988-89
Jay Johnson	1962-64
Larry Johnson	1962-64
Gordon Johnston	1961
Greg Jones	1976-78
Jimmy Jones	1982-85
Larry Jones	1974-77
Bob Jordan	1966
Bob Jordan	1974

## K

Randy Kaiser	1974
Doug Kasimer	1969-71
Jim Kaufman	1954-55
Jay Keeler	1980-82
Clyde Keller	1988-89
Mike Kelley	1974-75
Terry Kennedy	1975-77
Fred Kenney	1957-58
Keith Kidd	1985-86
Ricky Kimball	1988-89
John Keith	1969-71
Ron Kims	1953
Dale Koch	1958-59
John Kolb	1981
Dru Kosco	1984-85



Steve Kovensky ..... 1986-86  
 Charlie Krausche ..... 1961  
 Robert Kull ..... 1963-65

**L**

Mark Lacy ..... 1981-82  
 Ernie Langford ..... 1957-60  
 Rick Langford ..... 1973  
 Bill Langston ..... 1967  
 Gary Lawrence ..... 1965-66  
 Mike Leber ..... 1971-72  
 David Ledbetter ..... 1982  
 Jeff A. Ledbetter ..... 1982-84  
 Jeff S. Ledbetter ..... 1979-82  
 Larry Lee ..... 1973  
 Mike Lee ..... 1986  
 Greg Lewis ..... 1982  
 Richie Lewis ..... 1985-87  
 Ronald Lewis ..... 1987-88  
 Loren Levy ..... 1982-84  
 Carlos Lezcano ..... 1974-77  
 John LiBrandi ..... 1972-73  
 Joe Licata ..... 1981  
 Doug Little ..... 1983-86  
 Woody Litwhiler ..... 1962-64  
 Ed Lockhart ..... 1950-53  
 Brad Long ..... 1977-78  
 Charlie Long ..... 1961  
 Max Long ..... 1953-56  
 George Lott ..... 1968-69  
 Mike Loynd ..... 1983-86  
 Jose Lugo ..... 1974  
 Jim Lyttle ..... 1966-67  
 Keith Lyttle ..... 1989

**M**

Bob Madison ..... 1960-61  
 Rick Madison ..... 1961  
 Marty Maier ..... 1973-74  
 Eric Mangham ..... 1984-86  
 Harold Mangin ..... 1961-62  
 Ed Mann ..... 1953  
 Mike Martin ..... 1965-66  
 Neil Martin ..... 1965-66  
 Lionel Martinez ..... 1980-81  
 Steve Marks ..... 1964-66  
 Jose Marzan ..... 1984-87  
 John Mason ..... 1967  
 Jim Mathers ..... 1966  
 Bob Mayer ..... 1974-76  
 Jim McArdle ..... 1976-77  
 Clyde McBride ..... 1963  
 Monty McBride ..... 1964-65  
 Owen McCarron ..... 1955  
 Chad McClellan ..... 1986  
 Gene McCormick ..... 1957-60  
 Jim McCune ..... 1964-65  
 Blane McDonald ..... 1978-79  
 Rick McGlone ..... 1974-77  
 Joe McKinney ..... 1965-66  
 Mike McLeod ..... 1975-77  
 Dale McMahan ..... 1966  
 Ray McShane ..... 1960-62  
 Bob Merry ..... 1953  
 Ron Mewbourne ..... 1965-67  
 Billy Mills ..... 1951-54  
 Don Milner ..... 1978-79  
 Bart Mitchell ..... 1982-84  
 Dave Mobley ..... 1976-79  
 Orson Mobley ..... 1982  
 Dave Morano ..... 1978  
 Jack Morgan ..... 1953  
 Todd Morgan ..... 1982-84  
 Al Moreya ..... 1983  
 Rick Moss ..... 1970-71  
 Ty Mueller ..... 1989  
 Don Murray ..... 1963-65

**N**

Tim Nedin ..... 1989  
 Carl Nelson ..... 1957-60  
 Roger Nettles ..... 1967  
 John Nicholas ..... 1975-76  
 Dave Nichols ..... 1971-72  
 Dick Nichols ..... 1968-70  
 Joe Nichols ..... 1976-79  
 Gary Nichols ..... 1963-65  
 Jerry Nielson ..... 1987-88  
 Klyne Nowlin ..... 1951-53

**O**

Pat Osburn ..... 1970  
 Danny O'Brien ..... 1973-75  
 Danny Owen ..... 1975-76

**P**

Joe Pacetti ..... 1985  
 Gary Painter ..... 1989  
 Bert Palmer ..... 1953  
 Derek Palmer ..... 1979  
 Keith Parenteau ..... 1980  
 Brad Parker ..... 1988-89  
 Craig Patterson ..... 1978-79  
 Ray Pearson ..... 1953  
 Ed Peres ..... 1972-73  
 Eduardo Perez ..... 1989  
 Jerry Philip ..... 1957-58  
 Tim Phillips ..... 1980-82  
 Chris Pinder ..... 1984  
 Charlie Pinkermann ..... 1956-59  
 Keith Pitchford ..... 1962-63  
 Chris Pollack ..... 1986-87  
 Bruce Pollack ..... 1967  
 Ed Porcelli ..... 1986-87  
 Tim Porter ..... 1969-70  
 Lynn Powell ..... 1963  
 Dave Price ..... 1970-72  
 Brad Prior ..... 1976

**R**

Craig Ramsey ..... 1976-79  
 Cliff Ranew ..... 1964-65  
 Rocky Rau ..... 1989  
 Bob Reboin ..... 1989  
 Jim Reed ..... 1964-65  
 Jody Reed ..... 1983-84  
 Ray Revak ..... 1984-85  
 Dave Rhino ..... 1982  
 Marty Rice ..... 1971-74  
 Mike Riebling ..... 1967-69  
 Kevin Rigsby ..... 1978  
 Rim Riley ..... 1978-79  
 Dan Roatche ..... 1969-72  
 Pete Roberts ..... 1967  
 Matt Robinson ..... 1982-83  
 Charlie Rodgers ..... 1957-60  
 Marc Ronan ..... 1988-89  
 Tom Rosa ..... 1972-73  
 Jack Ross ..... 1960-62  
 Larry Rothschild ..... 1974  
 George Roundtree ..... 1962-64  
 Mike Rudi ..... 1987-88

**S**

Harry Saferight ..... 1970-71  
 Rick Saffel ..... 1979  
 Tom Sailor ..... 1982  
 Chuck Sanders ..... 1952-53  
 Deion Sanders ..... 1987-88  
 Jerry Santos ..... 1988-89  
 Pete Sarron ..... 1965-66  
 Craig Saxner ..... 1985-86  
 Bill Saunders ..... 1976  
 Ken Saurez ..... 1963  
 Jim Seever ..... 1955  
 Mac Scarce ..... 1970-71  
 Mike Scarce ..... 1971-72  
 Glayden Schafer ..... 1953  
 John Sheppard ..... 1957-58  
 Bob Sherman ..... 1961  
 Tim Sherrill ..... 1972-73  
 Jim Scheller ..... 1969-70  
 Ed Schneider ..... 1980-81  
 Greg Schnute ..... 1968-70  
 Ken Schimchak ..... 1977-79  
 Buddy Shaw ..... 1983  
 Gordon Shirah ..... 1954-56  
 Jamey Shouppe ..... 1981-82  
 Bob Shupack ..... 1953  
 Howard Siegle ..... 1974  
 Herb Sikes ..... 1969-72  
 Ken Silvestri ..... 1971-72  
 Bob Skala ..... 1953  
 Craig Skok ..... 1968-69  
 Mike Skoutelakis ..... 1987  
 Mike Slade ..... 1969-72  
 Ken Sloan ..... 1966  
 Paul Sorrento ..... 1984-86  
 David Sorokowski ..... 1988-89  
 David Smalley ..... 1980-83  
 Frank Slusser ..... 1956-58  
 Dwight Smith ..... 1961-63  
 Jackie Smith ..... 1976-77  
 Ken Smith ..... 1985  
 Kevin Smith ..... 1985  
 Roger Smith ..... 1972-73  
 Rick Snyder ..... 1971-73  
 Tom Snyder ..... 1982  
 Kyle Spitzer ..... 1960-62  
 James Spooner ..... 1967

Gary Sprague ..... 1966  
 Bill Stagland ..... 1961  
 Scott Steintz ..... 1989  
 Darnell Stewart ..... 1966-67  
 Kent Stille ..... 1963  
 Jack Straub ..... 1953  
 Michael Stubbs ..... 1988  
 Len Sullivan ..... 1967  
 Marv Stringfellow ..... 1965-67  
 Walt Sumner ..... 1968-69  
 Bob Sutton ..... 1966  
 Harvey Sweeney ..... 1954-56  
 Alan Swindle ..... 1980-82  
 Carl Szymanski ..... 1974

**T**

Steve Taddeo ..... 1986-87  
 Houston Taff ..... 1966  
 John Marc Tamayo ..... 1988-89  
 Jeff Tandlich ..... 1974  
 Bruce Tanner ..... 1981-83  
 Buddy Teagle ..... 1960-62  
 Steve Tebbetts ..... 1973-75  
 Al Thomas ..... 1962-63  
 Mike Thomas ..... 1976  
 Paul Thomas ..... 1984-87  
 Tom Thomas ..... 1966-67  
 Mike Tice ..... 1978-79  
 Ed Trancygier ..... 1961  
 Ronnie Traylor ..... 1978-79  
 Doug Treadway ..... 1983-84  
 John Tucker ..... 1961-62  
 Gale Tuggle ..... 1955-56  
 Jerry Turner ..... 1961  
 Fred Twomey ..... 1954-57

**U**

Pat Underhill ..... 1989

**V**

Mike Vasquez ..... 1968-71  
 Bob Vaughn ..... 1955-56  
 Gary Viero ..... 1976  
 Wayne Vincent ..... 1966-68

**W**

Bobby Waits ..... 1954-57  
 Doug Walker ..... 1960-61  
 Jim Ward ..... 1965-66  
 Jim Weaver ..... 1980-81  
 Ham Werneke ..... 1954-55  
 Bill Westendick ..... 1957-60  
 Ed West ..... 1976  
 Jimmy White ..... 1960-62  
 Chuck Witaker ..... 1967-68  
 Chas Widden ..... 1953  
 Dick Wiggins ..... 1979-80  
 Bob Wilcox ..... 1964-65  
 Denny Williams ..... 1972-73  
 Laverne Williams ..... 1953  
 Bill Williamson ..... 1962-63  
 Gary Williamson ..... 1963-64  
 John Wolfner ..... 1979-80  
 Howard Wood ..... 1967  
 Woody Woodward ..... 1962-64  
 Bob Wooley ..... 1965-67  
 Bob Wynn ..... 1953-54

**Y**

Ed Yamell ..... 1966-67  
 Mike Yastrzemski ..... 1980-83  
 Manny Yglesias ..... 1953

**Z**

Greg Zera ..... 1968-71  
 Bill Ziegler ..... 1966-67  
 Roger Zimmerman ..... 1961  
 Tom Zoeller ..... 1983-86

# SEMINOLES IN THE PROS

Since 1966, Florida State has seen more than 110 of its players drafted by major league teams, including pitchers Clyde Keller and Tim Nedin off the 1989 FSU club. Many of those players have gone on to play in the majors, including current pros Terry Kennedy of the San Francisco Giants and Jody Reed of the Boston Red Sox. Several other Seminoles are on the verge of making major league teams and could make their major league debuts in 1990. Florida State players enter the draft well-prepared and make quick ascents to the major leagues, as in the cases of pitcher Mike Loynd and second baseman Luis Alicea. Loynd pitched in his first game as a Texas Ranger in 1986, just six weeks after coming out of Florida State as the Golden Spikes Award winner. Alicea was the second player to reach the majors out of the draft in 1986, as the St. Louis Cardinals' second baseman.

## 1989

Clyde Keller  
Tim Nedin

St. Louis  
Minnesota

## 1981

Mike Fuentes  
Clem Freeman  
Rick Hatcher  
Joe Licata  
Ed Schneider

Montreal  
Cincinnati  
Atlanta  
New York (AL)  
Toronto

Rick Colzie  
Roger Smith  
Rick Snyder  
Rick Langford

Cincinnati  
California  
Minnesota  
Kansas City

## 1988

Edwin Alicea  
Barry Blackwell  
Rod Byerly  
Bret Davis  
Jerry Nielson

Atlanta  
Cleveland  
Pittsburgh  
Montreal  
New York (AL)

## 1980

Ken Smith  
Jim Weaver

New York (AL)  
Minnesota

## 1972

Dave Nichols  
Dan Roatche  
Herb Sykes

Minnesota  
Boston  
St. Louis

## 1987

Rafael Bourmigal  
Ed Fulton  
Richie Lewis  
Jose Marzan  
Chris Pollack  
Steve Taddeo  
John Wanish

Los Angeles  
St. Louis  
Montreal  
Minnesota  
Montreal  
New York (AL)  
Los Angeles

## 1979

Craig Patterson  
Joe Nichols  
Rick Holloway

Kansas City  
Montreal  
Oakland

## 1971

Ron Cash  
Al Cleveland  
Greg Gromek  
Mike Leber  
Harry Saferight  
Mac Scarce

Detroit  
Detroit  
Detroit  
Boston  
Philadelphia  
Philadelphia

## 1986

Eric Mangham  
Paul Sorrento  
Luis Alicea  
Bien Figueroa  
Doug Little  
Mike Loynd

Los Angeles  
California  
St. Louis  
St. Louis  
Chicago (AL)  
Texas

## 1978

Blane McDonald  
Mark Gilbert  
Brooks Carey  
Bob Benda

Atlanta  
Chicago (AL)  
Baltimore  
Detroit

## 1970

Gene Ammann  
John Grubb  
Tom Henson  
Dick Nichols  
Mike Stade  
Pat Osburn

Milwaukee  
San Diego  
Cincinnati  
Boston  
Texas  
Cincinnati

## 1985

Frank Fazzini  
Kevin Smith  
Steve Gelmine

Milwaukee  
Houston  
Houston

## 1977

Guillermo Bonilla  
Ben Curry  
Larry Jones  
Terry Kennedy  
Carlos Lezcano  
Jim McArdie  
Rick McGlone  
Mike McLeod  
Jackie Smith  
Joe Hicks

Cleveland  
Cleveland  
Baltimore  
St. Louis  
Chicago (NL)  
Cincinnati  
Kansas City  
New York (AL)  
Chicago (AL)  
Chicago (AL)

## 1969

Mike Easom  
Jim Gurzynski  
Chuck Hines  
Jeff Hogan  
George Lott  
Dave Moates  
Craig Skok  
Dick Gold  
Chuck Cone

Montreal  
Los Angeles  
Pittsburgh  
Detroit  
Montreal  
Texas  
Boston  
Chicago (AL)  
San Diego

## 1984

Jody Reed  
Jeff Gray  
Doug Treadway

Boston  
Philadelphia  
Los Angeles

## 1976

Craig Eaton  
Jeff Hardy  
Bob Mayer

Kansas City  
Chicago (AL)  
Cincinnati

## 1968

Tom Cook  
Steve Mastin  
Wayne Vincent  
LaDon Boyd

Oakland  
Oakland  
Seattle  
Oakland

## 1983

Bruce Tanner  
David Smalley  
Mike Yastrzemski  
Tony Blasucci  
Mark Barineau

Chicago (AL)  
New York (AL)  
Atlanta  
Pittsburgh  
Cleveland

## 1975

Jim Busby  
Randy Davidson  
Danny O'Brien  
Larry Rothschild  
Steve Tebbetts

Pittsburgh  
Cincinnati  
St. Louis  
Cincinnati  
Cincinnati

## 1966

Jim Lyttle  
Gary Sprague  
Eddie Howell  
Dick Fernandez  
Randy Brown  
Pete Sarron  
Mike Martin  
Maury Hopkins

New York (AL)  
Cleveland  
Kansas City  
Kansas City  
California  
Cleveland  
New York (NL)  
New York (NL)

## 1982

Jeff Ledbetter  
Chris Cawthon  
Jay Keeler  
Tim Phillips  
Jamey Shouppe  
Allen Swindle

Boston  
Cleveland  
Cleveland  
Toronto  
Houston  
Cincinnati

## 1974

Ron Herring  
Marty Maier

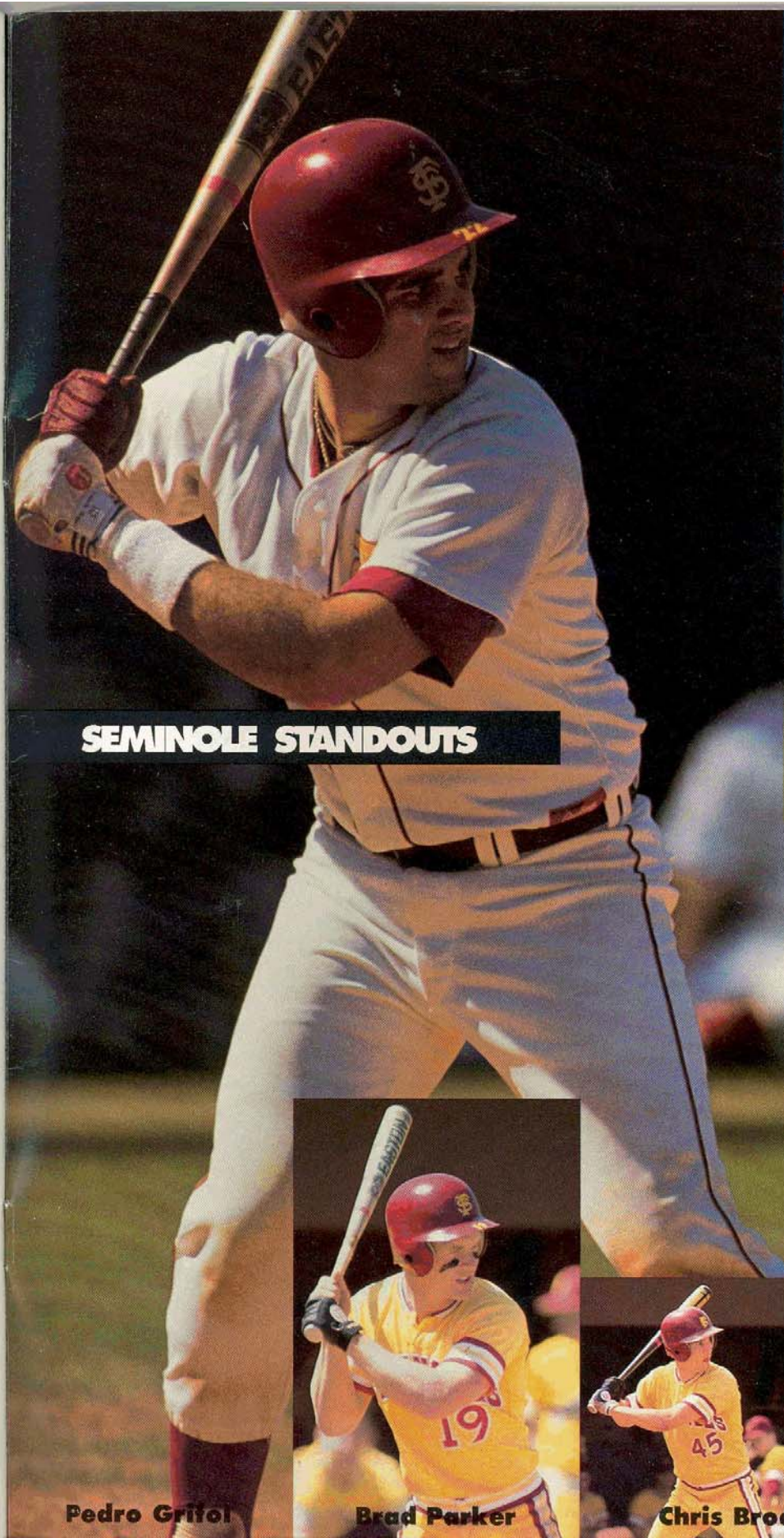
Montreal  
Kansas City

## 1973


John Librandi

Pittsburgh







**SEMINOLE STANDOUTS**



**Ricky Kimball**




**Chris Roberts**



**Pedro Grifol**




**Brad Parker**



**Chris Brock**

**Pedro Grifol**





We're proud to be FSU's largest corporate sponsor  
for four consecutive years.

**Hardee's**  
We're out to win you over.™

Photography by Bob O'Lary

©1988 Hardee's Food Systems, Inc.