

1990
Review

1990 SEASON IN REVIEW

THE '90s BEGIN WITH SUCCESS

▶▶▶

▶ The Florida State baseball team opened a new decade in 1990 in the same neighborhood it spent most of the '80s — at the top of the national rankings. After four trips to the College World Series in the '80s and a seemingly permanent place in the nation's Top 10, the start of a new decade found FSU in the best house in that neighborhood as the preseason number one choice.

Seventy-two games and 57 wins later, the Seminoles had recorded more victories than any team in the nation and narrowly missed another trip to the College World Series. After winning the Metro Conference Tournament for the eighth straight year, FSU took a 53-13 record and a number three national ranking into NCAA Tournament play in late May. Despite earning one of eight number one seeds to the 48-team field,

Florida State was sent to the NCAA South II Regional in Starkville, Miss., where it had to contend with a talented Mississippi State team and its 11,000 screaming, cowbell-ringing fans.

FSU quickly dispatched Lafayette and Central Michigan in the first two games of the regional, setting up a winner's bracket meeting between the Seminoles and host Bulldogs. With FSU leading 8-5, Mississippi State scored six runs in the top of the ninth, four on a grand slam home run, as Florida State suffered its first late-inning loss of the

year. The Seminoles were not through yet, though. FSU battled back through the loser's bracket, knocking off Illinois (6-4), then beating Mississippi State (11-9) to set up a decisive final game for the right to go to Omaha.

The homestanding Bulldogs scored a 4-3 victory in that final game. MSU ace Bobby Reed earned the victory with a complete game six-hitter, but were it not for a miraculous defensive play by Reed himself, Florida State might have had another trip to the CWS. The turning point came in the bottom of the eighth after MSU took a 4-3 lead with three runs in the top of the inning. With runners on first and second and none out,



FSU's leading hitter of 1990 with a .376 average, Rob Bargas was one of seven FSU players to sign a professional contract at season's end.


FSU's Eduardo Perez sent a shot up the middle which Reed snared with his glove to start a double play and end the Seminole scoring threat. That grab proved to be the end of a magnificent season.

It was a satisfying year for Florida State. Three players earned second team All-America honors, including senior pitcher Gar Finnvolv (15-3, 136 K, 2.77 ERA), junior outfielder Marc Ronan (.356, 89 H, 75 R, 25 2B, 60 RBI, 34 SB) and senior pitcher Brad Gregory (5-2, 11 SV, 2.43, 85 K). Finnvolv and Ronan were *Baseball America* second team All-Americans; Gregory a second team pick by the American Baseball Coaches Association. A pair of freshmen, pitcher Roger Bailey (9-1, 2.65) and outfielder/pitcher Chris Roberts (.296, 39 RBI, 16 2B/8-2, 4.39 ERA), earned second team status on *Baseball America's* Freshman All-America squad.


Highlights of the 1990 regular season included FSU's four-game sweep of intra-state rival Florida and a split of the season series with Miami. Overall, FSU fielded one of its top road teams ever (14-8). The pitching staff recorded five shutouts and broke a school record for saves in a season with 29, while putting together a staff ERA of 3.19. The team shattered the school record for doubles in a season with 182 to lead the nation in that category.

Right from the start, there was no doubt the 1990 squad would do plenty of winning. Over the first seven weeks of the season, Florida State lost only three games. Behind outstanding pitching, timely hitting and clutch defense, the Seminoles went 26-3 between Feb. 2 and March 23. The biggest wins during the streak came over Florida, as FSU won two games in Gainesville and two in Tallahassee. At one point, the Tribe posted 14 wins in a row.

Florida State began a spring break road trip with a three-game sweep of Louisville before travelling to Hattiesburg, Miss. for a Metro series with Southern



Gar Finnvolv's 15 victories in 1990 ranked fourth in the nation and included dominating performances over some of the country's top teams.



As a junior in 1990, Georgia native Ricky Kimball again made the move from starting rotation to bullpen, where he excelled in the final month of the season.

Mississippi. Ricky Kimball threw a 7-0 shutout in the first game, but the Seminoles lost the next two contests by identical 6-3 scores. A victory at home over Jacksonville put FSU back on the winning track, but the Arizona State Sun Devils quickly put a stop to that. In Tempe, ASU handed Florida State a pair of defeats to drop the Seminoles to 28-7 on the season.

Returning home, FSU beat South Alabama in a single game, then swept a Metro Conference series with Tulane. Finnvoid struck out 16 Green Wave in a 5-0 shutout to lift his record to 9-2 on the year as he began to establish himself as one of the nation's best hurlers. A trip to Jacksonville resulted in a hard-fought 5-3 win before Miami arrived in Tallahassee for a three-game series. Once again it was Finnvoid getting the series off to a good start for FSU, this time with a complete game three-hit victory. But UM would take the next two games, by 8-5 and 8-3 scores.

With five victories in its next six games, Florida State regained its winning habit before taking to the road again. In Miami, the Tribe dropped a one-run game to Florida International while looking ahead to an all-important series with Miami.

The first game of the UM series saw Finnvoid lose his third, and last, game of the year as Hurricane ace Oscar Munoz outdueled FSU's righthander. At that point, few observers gave Florida State a chance of salvaging a split in the season series. But the next day Gregory, making his first start of the season after moving out of the bullpen, surrendered only two earned runs and struck out six over seven innings to lift Florida State to a win. Kimball, moved back to the bullpen in the switch with Gregory, picked up the save. Sunday FSU came out determined to even the slate. The pitching combination of Bailey, Mike Brady and Kimball held the potent UM offense to three runs through the first eight innings, while Allen Bevis and Ronan provided the

offensive spark. Bevis picked up three hits and a pair of RBI while Ronan had a pair of hits and scored two runs in a key test of the 1990 team.

Those victories on UM's home field seemed to inspire the Seminoles, who went on to sweep both Virginia Tech and Cincinnati to earn the number one seed heading into the Metro Tournament in Hattiesburg.

Despite a 5-4 upset at the hands of Cincinnati in the third game of the tournament, FSU won its eighth straight Metro title in 1990. Gregory got the championship game victory over the surprising Bearcats, who entered the tournament seeded sixth, but put up a gallant fight before falling 8-5. Perhaps the best performance of the tournament came in the fourth game when FSU took on hometown favorite Southern Miss and its ace, Damon Pollard. Tribe freshman Bailey got the ball for the Seminoles and responded with a three-hitter over six innings. Eduardo Perez slammed a three-run homer over the centerfield wall to nail down the FSU win, while Finnvoid earned his first career save with 3.1 innings of scoreless relief.

The Metro win propelled Florida State to its 13th consecutive appearance in the NCAA playoffs, a mark only Miami can better. The Seminoles claimed their eighth straight Metro Conference championship, and 11th title overall. In addition, Florida State was one of only seven schools in the nation to draw over 100,000 fans with 106,081 in 40 home appearances. Seven players off the 1990 team, including five pitchers, signed professional contracts following the season.

Despite the disappointment in Starkville, 1990 was a year that can only be remembered as one of FSU's best ever. The 1990 team established records, provided lasting memories and great moments, and successfully led Florida State baseball into the new decade.

1990 FSU STATISTICS



RECORD BREAKDOWN

RECORD: 57-15 (.792)

Home: 35-5; Away: 14-8; Neutral: 8-2; Metro Conference: 17-4; Vs. Ranked Teams: 14-8; Extra-Inning Games: 0-0; Day Games: 32-6; Night Games: 25-9; One-Run Games: 5-7 Two-Run Games: 8-1; In February: 11-2; In March: 19-4; In April: 10-4; In May: 17-5; Longest Winning Streak: 14; Longest Losing Streak: 2; Vs. Left-Handed Starters: 12-6; Vs. Right-Handed Starters: 45-9; When Scoring 7 or Less Runs: 51-8; When Scoring More Than 7 Runs: 6-7

BATTING

BATTER	GP	AB	R	H	TB	2B	3B	HR	RBI	BB	SO	SB-CS	SH	SF	HBP	SLG%	BA
Bargas, Rob	57	210	40	79	118	22	1	5	58	27	19	1-3	0	5	3	.562	.376
Ronan, Marc	70	250	75	89	134	25	1	6	60	66	25	34-13	1	6	2	.536	.356
Bevis, Allen	67	226	68	79	115	20	5	2	39	50	40	33-13	4	3	2	.509	.350
Bolin, Jon	5	3	0	1	1	0	0	0	0	0	1	0-0	0	0	0	.333	.333
Cribb, Buddy	59	133	26	43	66	6	1	5	35	33	26	3-1	0	3	1	.496	.323
Parker, Brad	53	166	27	53	81	14	1	4	48	13	28	6-4	1	2	3	.488	.319
Perez, Eduardo	69	215	48	68	87	8	1	3	39	23	38	26-9	7	5	10	.405	.316
Felder, Kenny	51	104	26	31	59	8	1	6	28	26	33	3-3	0	0	3	.567	.298
Roberts, Chris	67	186	30	55	91	16	1	6	39	17	33	8-5	0	4	1	.489	.296
Tamayo, J.M.	51	113	29	33	47	11	0	1	18	19	17	4-7	1	1	3	.416	.292
Blanton, Garrett	57	79	32	23	32	6	0	1	12	19	16	15-3	0	0	5	.405	.291
Grifol, Pedro	68	233	39	65	107	25	1	5	35	26	33	1-7	2	3	0	.459	.279
Gilliland, Brian	59	144	44	38	47	7	1	0	23	32	19	5-1	3	1	0	.326	.264
Brock, Chris	72	148	21	37	47	4	3	0	13	20	25	7-5	4	0	1	.318	.250
Buckley, Terrell	16	8	4	2	3	1	0	0	0	1	1	1-1	0	0	0	.375	.250
Rau, Rocky	59	132	28	32	38	4	1	0	21	18	23	13-3	0	2	2	.288	.242
Reboin, Bob	19	22	5	5	7	2	0	0	2	6	3	2-1	0	0	1	.318	.227
Cash, Sid	8	5	2	1	2	1	0	0	0	0	1	0-0	0	0	0	.400	.200
Dunbar, Marc	21	12	7	2	3	1	0	0	2	2	1	2-1	0	0	1	.250	.167
Harrison, Dean	33	36	4	6	7	1	0	0	3	8	9	1-1	0	1	1	.194	.167
Painter, Gary	10	1	0	0	0	0	0	0	0	0	1	0-0	0	0	0	.000	.000
Gregory, Brad	31	1	0	0	0	0	0	0	0	1	1	0-0	0	0	0	.000	.000
FSU	72	2427	555	742	1092	182	18	44	475	407	393	165-81	23	36	39	.450	.306
OPPONENTS	72	2469	290	650	860	104	11	28	260	215	573	44-41	19	20	34	.348	.263

LEFT ON BASE - FSU: 560, OPPONENTS: 555

PITCHING

PITCHER	GP-GS-CG	SHO	IP	H	BB	SO	R	ER	HRA	HB	WP	BK	W	L	S	ERA
Underhill, Pat	5- 0- 0	0	10.0	10	2	6	4	2	0	1	1	0	0	0	1	1.80
Steinitz, Scott	11- 0- 0	0	26.1	24	6	33	8	7	2	3	0	0	1	0	1	2.39
Gregory, Brad	31- 6- 2	2	92.2	94	20	85	32	25	5	4	2	0	5	2	11	2.43
Bailey, Roger	15-13- 0	0	74.2	73	30	54	33	22	3	3	5	1	9	1	0	2.65
Finnvold, Gar	19-18- 9	2	136.1	120	41	136	53	42	5	2	6	0	15	3	1	2.77
Nedeau, John	9- 0- 0	1	9.0	9	5	5	4	3	0	0	2	0	1	0	1	3.00
Brady, Mike	19- 0- 0	1	50.2	55	12	51	24	17	3	2	2	0	6	1	3	3.02
Painter, Gary	10- 9- 0	1	47.0	60	15	43	23	19	3	2	2	1	4	2	0	3.64
Kimball, Ricky	25-11- 2	2	96.0	102	34	90	52	40	4	9	7	0	7	4	9	3.75
Roberts, Chris	67-13- 0	0	69.2	83	35	48	41	34	2	4	4	0	8	2	0	4.39
Dunbar, Matt	10- 2- 0	0	24.1	20	15	22	16	15	1	4	1	0	1	0	2	5.55
FSU	72-72- 13	5	636.2	650	215	573	290	226	28	34	32	2	57	15	29	3.19
OPPONENTS	72-72- 9	0	606.0	742	407	393	555	439	44	39	93	11	15	57	8	6.52

1990 HONORS

(FIRST TEAM UNLESS OTHERWISE INDICATED.)

Gar Finnvoold, Sr., Pitcher

Baseball America All-American (2nd)
 NCAA South II Regional All-Tournament Team
 All-Metro Conference
Collegiate Baseball National Player of the Week
 (April 9 and May 14)
 Metro Conference Pitcher of the Week
 (April 16 and May 14)

Marc Ronan, Jr., Outfielder

Baseball America All-American (2nd)
 All-Metro Conference
 Metro Conference Player of the Week (May 14)

Brad Gregory, Sr., Pitcher

ABCA All-American (2nd)
 All-Metro Conference (2nd)
 Metro Conference All-Tournament Team
 Metro Conference Pitcher of the Week (April 2)

Allen Bevis, Soph., Second Baseman

Metro Conference Tournament MVP
 Metro Conference All-Tournament Team
 All-Metro Conference
 Metro Conference Player of the Week (May 7)

Chris Roberts, Fr., Pitcher/Outfielder

Baseball America Freshman All-American (2nd)
 NCAA South II Regional All-Tournament Team

Buddy Cribb, Jr., Designated Hitter

All-Metro Conference
 Metro Conference All-Tournament Team

Roger Bailey, Fr., Pitcher

Baseball America Freshman All-American (2nd)

Rob Bargas, Sr., Third Baseman

NCAA South II Regional All-Tournament Team

Pedro Grifol, Soph., Catcher

All-Metro Conference

Eduardo Perez, Soph., First Baseman

Metro Conference All-Tournament Team

FSU CATCHERS'

THROWING STATISTICS

CATCHER	THROWN OUT	ATTEMPTED	PCT.
Pedro Grifol	35	76	.460
Marc Ronan	5	9	.555
Total	40	85	.471

1990 ATTENDANCE TOTALS

(INCLUDES TOURNAMENTS)

	DATES	TOTAL	AVERAGE
Home	40	106,081	2,652
Away	22	72,022	3,274
Neutral	10	20,547	2,055
Total	72	198,650	2,759

FSU 1990 STARTERS -72 GAMES


POSITION	PLAYER, # GAMES
Catcher	Grifol 63, Ronan 9
First Base	Perez 61, Cribb 6, Reboin 2, Parker 2, Tamayo 1
Second Base	Bevis 59, Rau 13
Third Base	Bargas 55, Tamayo 15, Blanton 2
Shortstop	Gilliland 41, Rau 31
Rightfield	Brock 32, Roberts 21, Parker 6, Tamayo 6, Blanton 5, Ronan 2
Centerfield	Ronan 35, Roberts 28, Blanton 9
Leftfield	Parker 24, Ronan 23, Felder 18, Blanton 4, Brock 3
Designated Hitter	Cribb 32, Felder 14, Parker 14, Tamayo 4, Harrison 3, Reboin 3, Bevis 3, Bargas 1

FIELDING


POS	PLAYER	GP	PO	A	E	DP	PCT
P	Bailey, Roger	15	2	25	0	0	1.000
3B	Bargas, Rob	57	29	80	18	8	.858
2B	Bevis, Allen	67	119	197	12	47	.963
OF	Blanton, Garrett	57	35	1	2	0	.947
C	Bolin, Jon	5	1	0	0	0	1.000
P	Brady, Mike	19	2	13	1	1	.938
OF	Brock, Chris	72	80	3	4	1	.954
OF	Buckley, Terrell	16	2	1	0	0	1.000
2B	Cash, Sid	8	1	0	1	0	.500
1B	Cribb, Buddy	59	55	3	4	9	.935
C	Dunbar, Marc	21	22	1	2	0	.920
P	Dunbar, Matt	10	3	6	0	0	1.000
OF	Felder, Kenny	51	22	1	3	0	.885
P	Finnvoold, Gar	19	10	13	5	0	.821
SS	Gilliland, Brian	59	65	128	17	29	.919
P	Gregory, Brad	31	8	32	1	2	.976
C	Grifol, Pedro	68	479	55	7	4	.987
OF	Harrison, Dean	33	8	0	0	0	1.000
P	Kimball, Ricky	25	10	15	0	0	1.000
P	Nedeau, John	9	1	2	0	0	1.000
P	Painter, Gary	10	3	8	0	1	1.000
OF	Parker, Brad	53	62	0	4	2	.939
1B	Perez, Eduardo	69	536	55	4	55	.993
SS	Rau, Rocky	59	83	131	22	38	.907
1B	Reboin, Bob	19	35	3	2	3	.950
P-OF	Roberts, Chris	67	75	23	4	3	.961
C-OF	Ronan, Marc	70	136	17	2	2	.987
P	Steinitz, Scott	11	2	1	0	0	1.000
3B-OF	Tamayo, J.M.	51	28	47	9	6	.893
P	Underhill, Pat	5	1	3	0	0	1.000

FSU	72	1915	864	124	76	.957
OPPONENTS	72	1818	778	161	72	.942

PASSED BALLS: FSU 5; OPPONENTS 18



1990 FSU RESULTS



DATE	W-L	FSU	OPP	OPPONENT	H/A	ATTENDANCE	WINNING PITCHER	LOSING PITCHER	LOCATION
2/2/90	W	6	3	Western Kentucky	H	2,225	Finnvold (1-0)	Haynes (0-1)	Tallahassee
2/3/90	W	6	4	Western Kentucky	H	3,575	Roberts (1-0)	Crandall (0-1)	Tallahassee
2/4/90	W	6	4	Western Kentucky	H	2,888	Steinitz (1-0)	Corley (0-1)	Tallahassee
2/10/90	W	6	3	North Carolina	N	2,054	Finnvold (2-0)	Hoog (0-1)	Orlando
2/11/90	L	7	8	Wichita State	N	2,173	Glaudrone (1-0)	Gregory (0-1)	Orlando
2/17/90	W	7	1	Arizona	H	3,202	Finnvold (3-0)	Dickson (1-2)	Tallahassee
2/17/90	W	16	8	Arizona	H	3,742	Roberts (2-0)	Johnson (2-2)	Tallahassee
2/18/90	W	10	5	Arizona	H	3,141	Kimball (1-0)	Figueroa (0-3)	Tallahassee
2/20/90	W	5	0	Fla. International	H	1,396	Painter (1-0)	Anderson (3-1)	Tallahassee
2/21/90	L	3	4	Fla. International	H	1,684	Lucero (2-1)	Bailey (0-1)	Tallahassee
2/23/90	W	17	1	Va. Military Inst.	H	1,763	Finnvold (4-0)	Hayes (0-1)	Tallahassee
2/24/90	W	3	2	Va. Military Inst.	H	3,801	Brady (1-0)	Johnson (0-1)	Tallahassee
2/25/90	W	8	0	Va. Military Inst.	H	2,980	Kimball (2-0)	O'Ferrall (0-1)	Tallahassee
3/2/90	W	19	10	Ball State	H	1,137	Brady (2-0)	Williams (0-1)	Tallahassee
3/3/90	W	16	3	Ball State	H	3,282	Finnvold (5-0)	Neihaus (0-1)	Tallahassee
3/4/90	W	12	4	Ball State	H	3,439	Roberts (3-0)	Jones (0-1)	Tallahassee
3/5/90	W	7	1	Richmond	H	1,010	Kimball (3-0)	Helms (0-1)	Tallahassee
3/6/90	W	12	3	Richmond	H	2,612	Painter (2-0)	Gavaghan (0-1)	Tallahassee
3/7/90	W	13	1	Richmond	H	986	Dunbar (1-0)	Sweeney (0-1)	Tallahassee
3/8/90	W	5	1	Florida	A	2,255	Finnvold (6-0)	Corbitt (2-2)	Gainesville
3/9/90	W	3	2	Florida	A	2,596	Roberts (4-0)	Burke (2-4)	Gainesville
3/10/90	W	5	3	Florida	H	5,434	Kimball (4-0)	Juhl (0-1)	Tallahassee
3/11/90	W	7	6	Florida	H	4,959	Brady (3-0)	McCray (1-2)	Tallahassee
3/13/90	W	10	0	Memphis State	H	2,249	Finnvold (7-0)	Bragg (1-1)	Tallahassee
3/14/90	L	3	5	Memphis State	H	1,884	Flanagan (1-2)	Roberts (4-1)	Tallahassee
3/15/90	W	13	5	Memphis State	H	1,675	Kimball (5-0)	Jones (4-1)	Tallahassee
3/16/90	W	11	5	Baptist	H	1,422	Brady (4-0)	Powell (0-3)	Tallahassee
3/17/90	W	11	1	Baptist	H	1,277	Bailey (1-1)	Ancell (1-3)	Tallahassee
3/20/90	W	8	3	Louisville	A	150	Finnvold (8-0)	Patterson (0-2)	Louisville, KY
3/20/90	W	7	4	Louisville	A	150	Roberts (5-1)	Winebrenner (4-1)	Louisville, KY
3/21/90	W	13	7	Louisville	A	75	Bailey (2-1)	Downs (1-2)	Louisville, KY
3/23/90	W	7	0	Southern Mississippi	A	924	Kimball (6-0)	McLendon (2-3)	Hattiesburg, MS
3/24/90	L	3	6	Southern Mississippi	A	1,052	Pollard (5-1)	Finnvold (8-1)	Hattiesburg, MS
3/25/90	L	3	6	Southern Mississippi	A	1,127	Gilligan (6-1)	Roberts (5-2)	Hattiesburg, MS
3/28/90	W	7	3	Jacksonville	H	2,398	Bailey (3-1)	Wylie (2-2)	Tallahassee
3/31/90	L	1	9	Arizona State	A	4,080	Rees (8-0)	Finnvold (8-2)	Tempe, AZ
4/1/90	L	6	7	Arizona State	A	3,680	Tatterson (3-1)	Kimball (6-1)	Tempe, AZ
4/5/90	W	3	2	South Alabama	H	1,860	Brady (5-0)	Bergeron (3-1)	Tallahassee
4/6/90	W	5	0	Tulane	H	1,704	Finnvold (9-2)	Blum (1-2)	Tallahassee
4/7/90	W	9	3	Tulane	H	1,675	Roberts (6-2)	Chanove (4-4)	Tallahassee
4/8/90	W	12	11	Tulane	H	3,929	Kimball (7-2)	Saunders (1-8)	Tallahassee
4/11/90	W	5	3	Jacksonville	A	1,848	Bailey (4-1)	Treadwell (8-2)	Jacksonville
4/13/90	W	7	3	Miami	H	5,385	Finnvold (10-2)	Knowles (8-2)	Tallahassee
4/14/90	L	5	8	Miami	H	5,877	Munoz (12-0)	Brady (5-1)	Tallahassee
4/15/90	L	3	8	Miami	H	4,138	Purdy (8-1)	Kimball (7-2)	Tallahassee
4/17/90	W	14	3	Mercer	H	1,880	Bailey (5-1)	Ropp (2-5)	Tallahassee
4/18/90	W	6	3	Mercer	H	1,007	Painter (3-0)	Mike Mimbs (3-8)	Tallahassee
4/20/90	W	9	6	South Carolina	H	2,451	Finnvold (11-2)	Pratt (3-3)	Tallahassee
4/21/90	L	5	6	South Carolina	H	2,753	Lewis (3-3)	Kimball (7-3)	Tallahassee
4/22/90	W	6	3	South Carolina	H	2,367	Bailey (6-1)	Williams (6-4)	Tallahassee
5/2/90	L	3	4	Fla. International	A	657	Anderson (11-5)	Painter (3-1)	Miami
5/4/90	L	3	7	Miami	A	6,482	Munoz (14-0)	Finnvold (11-3)	Miami
5/5/90	W	6	2	Miami	A	6,375	Gregory (1-1)	Knowles (10-3)	Miami
5/6/90	W	8	4	Miami	A	6,192	Brady (6-1)	Purdy (10-2)	Miami
5/8/90	W	6	4	Virginia Tech	A	5,000	Nedeau (1-0)	Williams (10-2)	Blacksburg, VA
5/9/90	W	5	1	Virginia Tech	A	324	Finnvold (12-3)	Margheim (4-4)	Blacksburg, VA
5/10/90	W	25	14	Virginia Tech	A	228	Gregory (2-1)	Goodson (5-4)	Blacksburg, VA
5/11/90	W	6	1	Cincinnati	H	2,378	Bailey (7-1)	Glinatsis (3-4)	Tallahassee
5/12/90	W	12	3	Cincinnati	H	2,538	Roberts (7-2)	Murphy (2-3)	Tallahassee
5/13/90	W	4	1	Cincinnati	H	1,978	Painter (4-1)	Malone (1-3)	Tallahassee
5/16/90	W	4	1	Tulane	N	2,142	Finnvold (13-3)	Blum (2-5)	Hattiesburg, MS
5/17/90	W	11	3	Virginia Tech	N	1,874	Gregory (3-1)	Margheim (4-5)	Hattiesburg, MS
5/18/90	L	4	5	Cincinnati	N	1,548	Murphy (3-3)	Painter (4-2)	Hattiesburg, MS
5/19/90	W	8	1	Southern Mississippi	N	2,819	Bailey (8-1)	Pollard (13-3)	Hattiesburg, MS
5/19/90	W	12	5	Virginia Tech	N	2,819	Roberts (8-2)	Williams (11-4)	Hattiesburg, MS
5/20/90	W	8	5	Cincinnati	N	637	Gregory (4-1)	Glinatsis (4-5)	Hattiesburg, MS
5/24/90	W	7	2	Lafayette	N	1,584	Finnvold (14-3)	Pogyor (6-2)	Starkville, MS
5/25/90	W	4	2	Central Michigan	N	2,323	Gregory (5-1)	Paskevitch (8-2)	Starkville, MS
5/26/90	L	8	11	Mississippi State	A	7,227	Daniel (5-2)	Kimball (7-4)	Starkville, MS
5/26/90	W	6	4	Illinois	N	3,393	Bailey (9-1)	Moler (5-5)	Starkville, MS
5/27/90	W	11	9	Mississippi State	A	11,496	Finnvold (15-3)	Henderson (1-3)	Starkville, MS
5/28/90	L	3	4	Mississippi State	A	7,285	Reed (15-2)	Gregory (5-2)	Starkville, MS

O ABCA Hall of Fame Tournament, Baseball City, Fla.
 * Metro Conference Tournament, Hattiesburg, Miss.
 † NCAA South II Regional Tournament, Starkville, Miss.