

# TEAM & INDIVIDUAL RECORDS



## TEAM RECORDS

### GAMES

#### GAMES PLAYED

Most in Season: 84, 1984  
Fewest in Season: 17, 1948

#### VICTORIES

Most in Season: 61, 1986 (61-13)  
Fewest in Season: 9, 1948 (9-8)

#### WINNING PERCENTAGE

Highest in Season: .854, 1968 (35-6)  
Lowest in Season: .529, 1948 (9-8)

#### WINNING STREAK

Longest: 21, 1968 (March 23 - May 4) and  
1969 (March 29 - April 24)

#### LOSING STREAK

Longest in Season: 5, 1974 and 1985

#### ATTENDANCE

Single Home Game: 6,145 vs. Miami, 1986  
3-game series: 16,151 vs. Miami, 1986  
2-game series: 10,393 vs. Florida, 1990  
Single Season: 118,897, 1986 (45 dates)  
Single Season, all games: 231,511, 1986 (68 dates, World Series included)

#### SHUTOUTS

Fewest Times Shutout in Season: 0, 1985 (82 games) and other years with fewer games  
Most Times Shutout in Season: 5, 1974  
Longest Streak Without Being Shutout: 336, 1984-1988  
Most Recorded in Season: 15, 1970 (59 games) and 1975 (59 games)  
Most Consecutive in Season: 4, 1970 and 1973  
Most Consecutive Scoreless Innings: 40, 1973

#### EXTRA INNING GAMES

Most in Season: 6, 1974, 1981, 1989  
Longest Game: 15 innings, Several occasions

### BATTING

#### AT-BATS

Most in Game: 53, vs. Hawaii, 1977  
Both Teams: 107, vs. Hawaii, 1977 (FS 53, H 54)  
Most in Season: 2,872, 1985 (82 games)  
Fewest in Season: 752, 1951 (18 games)  
Most Plate Appearances in Inning: 19, vs. Cleveland State, 1982 and vs. Jacksonville, 1976

#### RUNS

Most in Inning: 16 vs. Cleveland State, 1982  
Most in Game: 31, Georgia State, 1982 (6 innings)  
Most Allowed in Game: 24, vs. Clemson, 1959  
Most Combined: 39, vs. Cleveland State, 1982 (FS 24, CS 15); vs. Georgia State, 1984 (FS 26, GS 13); vs. Virginia Tech, 1990 (FS 25, VT 14)

Largest Winning Margin: 26, vs. Dayton, 1981 (FS 28, D 2)  
Largest Losing Margin: 22, vs. Clemson, 1959 (C 24, FS 2)  
Most in Season: 752, 1982  
Most Allowed in Season: 464, 1984  
Fewest in Season: 101, 1948 (17 games)  
Fewest Allowed in Season: 72, 1952 (21 games)

#### HITS

Most in Inning: 11, vs. Jacksonville, 1976 and vs. Missouri-Rolla, 1980  
Most Allowed in Inning: 8, South Florida, 1974  
Most Consecutive Hits: 7, vs. Memphis State, May 14, 1988  
Most in Game: 23, vs. Mississippi State, 1966; vs. Florida, 1979; vs. Georgia State, 1982 (2/14); vs. Georgia State, 1982 (4/4); vs. Jacksonville, 1986 (4/8)  
Most Allowed in Game: 23, Nevada-Las Vegas, 1978  
Most in Season: 947, 1985 (82 games)  
Most Allowed in Season: 756, 1984 (84 games)  
Fewest in Season: 186, 1952 (21 games)  
Fewest Allowed in Season: 130, 1952 (21 games)

#### DOUBLES

Most in Game: 8, vs. Brooklyn College, 1980; vs. Tulane, 1990 (4/8)  
Most Allowed in Game: 6, several times  
Most Combined: 10, vs. Cleveland State, 1982 (FS 5, CS 5); vs. Virginia Tech, 1989 (FS 5, VT 5); vs. Tulane, 1990 (4/8, FS 8, TU 2)  
Most in Season: 182, 1990 (72 games)  
Most Allowed in Season: 133, 1984 (84 games)  
Fewest in Season: 24, 1951 (18 games)  
Fewest Allowed in Season: 19, 1951 (18 games)

#### TRIPLES

Most in Game: 5, vs. Western Kentucky, 1968 and vs. Georgia State, 1982  
Most Allowed in Game: 3, several times  
Most Combined: 5, vs. Western Kentucky, 1968 (FS 5, WK 0) and vs. Georgia State, 1982 (FS 5, GS 0)  
Most in Season: 35, 1969 (52 games) and 1972 (68 games)

#### HOME RUNS

Most in Game: 7, vs. Missouri-Rolla, 1980 and vs. Georgia State, 1982  
Most Allowed in Game: 6, vs. Southern Miss, 1986  
Most Combined: 8, vs. Georgia State, 1982 (FS 7, GS 1); vs. Georgia Southern, 1984 (FS 5, GS 3); and Southern Miss, 1986 (FS 2, SM 6)  
Most in Season: 146, 1985 (82 games)  
Most Allowed in Season: 82, 1984 (84 games)  
Fewest in Season: 3, 1954 (21 games)  
Fewest Allowed in Season: 4, 1951 (18 games)  
Most Grandslams: 7, 1984 (84 games)

#### TOTAL BASES

Most in Game: 51, vs. Georgia State, 1982  
Most Combined: 75, vs. Georgia State, 1982 (FS 51, GS 24)  
Most in Season: 1,580, 1985 (82 games)  
Fewest in Season: 250, 1952 (21 games)

#### SLUGGING PERCENTAGE

Highest in Season: .568, 1982 (74 games)

#### RUNS BATTED IN

Most in Game: 27, vs. Georgia State, 1982

**Most Combined:** 32, vs. Georgia State, 1982 (FS 27, GS 5); vs. Cleveland State, 1982 (FS 23, CS 9); vs. Virginia Tech, 1990 (5/10, FS 18, VT 14)  
**Most in Season:** 698, 1985 (82 games)

#### BASE ON BALLS

**Most in Game:** 20, vs. Cleveland State, 1982  
**Most Allowed:** 18, vs. Stetson, 1976  
**Most Combined:** 26, vs. Valdosta State, 1980 (FS 10, VS 16)  
**Most in Season:** 555, 1984  
**Most Allowed in Season:** 340, 1972 (68 games)  
**Fewest in Season:** 93, 1955 (22 games)

#### STRIKEOUTS

**Most in Game:** 18, vs. Georgia, 1968  
**Most Combined:** 29, vs. Georgia, 1968 (FS 18, G 11) and vs. Georgia Southern, 1970 (GS 16, FS 13)  
**Most in Season:** 520, 1984 (84 games)  
**Fewest in Season:** 93, 1955 (22 games)

#### BATTING AVERAGE

**Highest in Season:** .337, 1980 (63 games)  
**Highest Allowed in Season:** .281, 1980 (63 games)  
**Lowest in Season:** .237, 1967 (46 games)  
**Lowest Allowed in Season:** .186, 1970 (59 games)

#### STOLEN BASES

**Most in Game:** 11, vs. Stetson, 1957 and vs. Richmond, 1986  
**Most Allowed in Game:** 13, vs. Stetson, 1973  
**Most Combined:** 13, vs. Stetson, 1973 (FS 0, S 13)  
**Most in Season:** 232, 1987 (73 games)  
**Most Allowed in Season:** 98, 1984 (84 games)  
**Fewest in Season:** 20, 1954 (21 games)  
**Fewest Allowed in Season:** 7, 1962 (28 games) and 1968 (41 games)

---

### DEFENSE

#### PUTOUTS

**Most in Season:** 2,212, 1984 (84 games)

#### ASSISTS

**Most in Season:** 1,126, 1984 (84 games)  
**Fewest in Season:** 226, 1960 (22 games)

#### ERRORS

**Most in Game:** 9, vs. Valdosta State, 1988  
**Most in Game by Opponent:** 8, several times, latest Virginia Tech, 1990 (5/10)  
**Most Combined:** 12, vs. Georgia State, 1984 (FS 4, GS 8); vs. Valdosta State, 1988 (FS 9, VS 3); Virginia Tech, 1990 (5/10, FS 4, VT 8)  
**Most in Season:** 167, 1984 (84 games)  
**Most by Opponent in Season:** 184, 1984 (84 games)

#### FIELDING AVERAGE

**Highest in Season:** .965, 1979 (61 games)  
**Lowest in Season:** .915, 1959 (33 games)

#### DOUBLE PLAYS

**Most in Game:** 4, many times, latest vs. Mississippi State, 1990 (5/27)  
**Most in Season:** 95, 1984 (33 games)

---

### PITCHING

#### PITCHING APPEARANCES

**Most in Games:** 7, vs. Georgia, 1982  
**Most in Season:** 223, 1984 (84 games)

#### COMPLETE GAMES

**Most in Season:** 27, 1969 (52 games)

#### INNINGS PITCHED

**Most in Season:** 738, 1984 (84 games)  
**Most by Opponent:** 717, 1984 (84 games)

#### SAVES

**Most in Season:** 29, 1990 (72 games)

#### NO-HITTERS

**Most in Season:** 2, 1968 (41 games)

#### ONE-HITTERS

**Most in Season:** 6, 1970 (59 games)

#### TWO-HITTERS

**Most in Season:** 6, 1970 (59 games) and 1976 (56 games)

#### EARNED RUNS

**Most Allowed in Season:** 367, 1984 (84 games)

#### EARNED RUN AVERAGE

**Highest in Season:** 4.48, 1984 (84 games)  
**Lowest in Season:** 1.49, 1970 (59 games)

#### STRIKEOUTS

**Most Recorded in Game:** 25, vs. Furman, 1956  
**Most Recorded in Season:** 718, 1986 (74 games)  
**Fewest Recorded in Season:** 126, 1954 (21 games)

---

## INDIVIDUAL RECORDS

---

### GAMES

#### GAMES PLAYED

**Most in Season:** 84, Paul Sorrento, 1984 and Frank Fazzini, 1984  
**Most in Career:** 279, Mike Yastrzemski, 1980-83, and Barry Blackwell, 1985-88  
**Consecutively in Season:** 85, Frank Fazzini, 1984  
**Consecutively in Career:** 167, Don DeLoach, 1977-81

---

### BATTING

#### BATTING AVERAGE

**Highest in Season:** (0-125 at-bats) .436, Bob Clem, 1959; (126-199 at-bats) .399, Mike Augustine, 1963; (222-250 at-bats) .409, Mike Fuentes, 1980; (250+ at bats) .413 Frank Fazzini, 1985  
**Highest in Career:** (100-600 at-bats) .410, Bob Clem, 1959-60; (600+ at-bats) .373, Mike Fuentes, 1978-81

#### SLUGGING PERCENTAGE

**Highest in Season:** .875, Jeff Ledbetter, 1982 (273 TB/312 AB)  
**Highest in Career:** .727, Jeff Ledbetter, 1979-82 (704 TB/968 AB)

#### AT-BATS

**Most in Game:** 7, several players  
**Most in Season:** 357, Luis Alicea, 1985  
**Most in Career:** 978, Jose Marzan, 1984-87

#### RUNS SCORED

**Most in Game:** 6, Mark Gilbert vs. Ohio State, 1978 and Luis Alicea vs. Georgia State, 1984  
**Most in Season:** 109, Frank Fazzini, 1985  
**Most in Career:** 285, Jeff Ledbetter, 1979-82

#### HITS

**Most in Inning:** 2, many players  
**Most in Game:** 6, Luis Alicea vs. Southern Miss, 1985  
**Most in Season:** 137, Frank Fazzini, 1985  
**Most in Career:** 335, Jeff Ledbetter, 1979-82  
**Most Consecutive Hits:** 9, Donny Erickson, 1988

Most Consecutive Times on Base: 13, Paul Sorrento, 1985  
Hitting Streak: 28, Brad Parker, 1988

#### DOUBLES

Most in Game: 4, Joe Licata vs. Georgia State, 1981  
Most in Season: 29, Don DeLoach, 1980  
Most in Career: 62, Mike Yastrzemski, 1980-83 and Jeff Ledbetter, 1979-82

#### TRIPLES

Most in Game: 2, by 9 players, latest Jose Marzan vs. Georgia State, 1985  
Most in Season: 9, Dick Gold, 1969 and Luis Alicea, 1985  
Most in Career: 19, Luis Alicea, 1984-86

#### HOME RUNS

Most in Game: 4, Jeff Ledbetter vs. Georgia State, 1982  
Most in Season: 42, Jeff Ledbetter, 1982  
Most in Career: 97, Jeff Ledbetter, 1979-82  
Grandslams in Game: 2, Craig Patterson vs. Wright State, 1979  
Grandslams in Season: 2, many players, latest Jimmy Jones, 1984

#### RUNS BATTED IN

Most in Game: 9, Mike Fuentes vs. Jacksonville, 1979 and Luis Alicea vs. Southern Miss, 1985  
Most in Season: 124, Jeff Ledbetter, 1982  
Most in Career: 346, Jeff Ledbetter, 1979-82

#### TOTAL BASES

Most in Game: 17, Jeff Ledbetter vs. Georgia State, 1982  
Most in Season: 273, Jeff Ledbetter, 1982  
Most in Career: 704, Jeff Ledbetter, 1979-82

#### STOLEN BASES

Most in Game: 6, Chip Bifano vs. Kearney State, 1977  
Most in Season: 51, Edwin Alicea, 1988  
Most in Career: 98, Jose Marzan, 1984-87

#### HIT BY PITCHES

Most in Game: 3, Mark Barineau, 1982  
Most in Season: 13, Mark Barineau, 1983  
Most in Career: 31, Mark Barineau, 1981-83

#### BASE ON BALLS

Most in Game: 5, four players, most recently by Lionel Martinez vs. Virginia Tech, 1980  
Most in Season: 80, Lionel Martinez, 1982  
Most in Career: 195, Paul Sorrento, 1984-86

#### STRIKEOUTS

Most in Games: 5, Dick Nichols vs. Georgia Southern, 1970; Dick Nichols vs. Southern Cal, 1970; and Ed Fulton vs. South Florida, 1986  
Most in Season: 74, Frank Fazzini, 1984  
Most in Career: 169, Frank Fazzini, 1983-85  
Fewest in Season (75 AB Min.): 1, Cooter Mills, 1974

---

### DEFENSE

#### PUTOUTS

Most in Season: 623, Ed Fulton, 1986  
Most in Career: 1,451, Jose Marzan, 1984-87

#### ASSISTS

Most in Season: 254, Luis Alicea, 1984  
Most in Career: 670, Luis Alicea, 1983-86

---

### PITCHING

#### PITCHING APPEARANCES

Most in Season: 40, Bruce Tanner, 1983  
Most in Career: 90, Doug Little, 1983-86

#### STARTS

Most in Season: 24, Mike Loynd, 1986  
Most in Career: 78, Doug Little, 1983-86

#### RELIEF APPEARANCES

Most in Season: 40, Bruce Tanner, 1983  
Most in Career: 71, Doug Treadway, 1982-83

#### COMPLETE GAMES

Most in Season: 12, Brooks Carey, 1978 (15 starts) and Danny O'Brien, 1975 (17 starts)  
Most in Career: 23, Wayne Vincent, 1966-68

#### INNINGS PITCHED

Most in Season: 164.2, Mike Loynd, 1986  
Most in Career: 549, Doug Little, 1983-86

#### SAVES

Most in Season: 18, Mac Scarce, 1970  
Most in Career: 30, Mac Scarce, 1970-71

#### VICTORIES

Most in Season: 20, Mike Loynd, 1986  
Most in Career: 49, Doug Little, 1983-86  
Consecutive in Season: 17, Mike Loynd, 1986  
Consecutive in Career: 18, Larry Jones, 1974-75

#### LOSSES

Fewest in Season: 0, Gene Ammann, 1970 (15-0) and several others with fewer decisions  
Fewest in Career (20+ decisions): 2, Gene Ammann, 1968-72 (31-2)

#### HOME RUNS ALLOWED

Most in Season: 19, Doug Little, 1984  
Most in Career: 49, Doug Little, 1983-86

#### STRIKEOUTS RECORDED

Most in Game: 24, Tony Avitable vs. Furman, 1956  
Most in Season: 223, Mike Loynd, 1986  
Most in Career: 520, Richie Lewis, 1985-87 (392.2 IP)

#### BASE ON BALLS

Most in Season: 72, Dave Fernald, 1972 (105.2 IP) and Richie Lewis 1986 (127.2 IP)  
Most in Career: 236, Larry Jones, 1974-77 (300 IP)

#### EARNED RUN AVERAGE

Lowest in Season (30+ innings): 0.66, Gene Ammann, 1970 (10 ER/137 IP)  
Lowest in Career (100+ innings): 1.45, Wayne Vincent, 1966-68 (58 ER/292 IP)  
Highest in Season (30+ innings): 8.62, Al Ashmont, 1985 (30 ER/31 IP)

#### RUNS ALLOWED

Fewest in Season: 18, Steve Mastin, 1968 (107 IP) and Bruce Tanner, 1983 (66.1 IP)  
Most in Season: 95, Doug Little, 1984  
Most in Career: 287, Doug Little, 1983-86 (549 IP)

#### EARNED RUNS ALLOWED

Fewest in Season (30+ innings): 8, Max Long, 1981 (45 IP)  
Most in Season (30+ innings): 79, Doug Little, 1984 (161.1 IP)  
Most in Career (100+ innings): 211, Doug Little, 1983-86 (549 IP)

#### HITS ALLOWED

Fewest in Season: 13, Mac Scarce, 1971 (33.1 IP)  
Most in Season: 167, Doug Little, 1984 (161.1 IP)  
Most in Career: 533, Doug Little, 1983-86 (549 IP)

# SEMINOLE LEADERS

## YEAR-BY-YEAR BATTING CHAMPIONS

YEAR	BATTER	AVG.	H-AB
1948	Jack Wilson	.298	20- 67
1950	Ron Melton	.361	30- 83
1951	Lee Bailey	.352	32- 91
1952	Ralph Blinn	.317	20- 63
1953	Cooter Mills	.319	29- 91
1954	Cooter Mills	.368	32- 87
1955	Riley Seevers	.415	27- 65
1956	Dick Howser	.415	27- 65
1957	Dick Howser	.364	32- 88
1958	Owen McCarron	.365	35- 96
1959	Bob Clem	.436	44-101
1960	Bob Clem	.383	36- 94
1961	Jack Dull	.370	40-108
1962	Woody Woodward	.365	54-148
1963	Mike Augustine	.399	65-163
1964	Ken Saurez	.404	44-109
1965	Gary Nichols	.333	29- 87
1966	Gary Sprague	.369	74-195
1967	Bob Canty	.340	18- 53
1968	Mike Easom	.386	56-145
1969	Dick Nichols	.336	45-138
1970	Dick Nichols	.338	80-237
1971	Ron Cash	.352	58-165
1972	Tom Rosa	.338	69-204
1973	Tom Rosa	.317	66-208
1974	Juan Bonilla	.351	82-232
1975	Steve Tebbetts	.374	76-203
1976	Joe Hicks	.391	45-115
1977	Carlos Lezcano	.346	63-182
1978	Blane McDonald	.393	79-201
1979	Craig Patterson	.397	95-239
1980	Mike Fuentes	.408	95-233
1981	Mike Fuentes	.353	106-300
1982	Jeff Ledbetter	.381	119-312
1983	Frank Fazzini	.366	86-235
1984	Paul Sorrento	.349	103-295
1985	Frank Fazzini	.413	137-332
1986	Luis Alicea	.392	112-286
1987	Marc Giordano	.382	47-123
1988	Barry Blackwell	.348	79-227
1989	Bob Reboin	.333	67-190
1990	Rob Bargas	.376	79-210

## CAREER

### RBI LEADERS

	PLAYER	YEARS	RBI
1.	Jeff Ledbetter	1979-82	346
2.	Frank Fazzini	1983-85	270
3.	Mike Fuentes	1978-81	257
4.	Mike Yastrzemski	1980-83	223
5.	Paul Sorrento	1984-86	222
6.	Jimmy Jones	1982-85	198
7.	Luis Alicea	1984-86	193
8.	Jose Marzan	1984-87	192
9.	Ed Fulton	1985-87	190
10.	Rick Figueredo	1980-83	188
11.	Barry Blackwell	1985-88	187
12.	Juan Bonilla	1974-77	150
13.	Marc Ronan	1988-90	145
14.	Don DeLoach	1978-81	143
15.	Chris Cawthon	1981-82	142

### HOME RUN LEADERS

	PLAYER	YEARS	HR
1.	Jeff Ledbetter	1979-82	97
2.	Frank Fazzini	1983-85	79
3.	Mike Fuentes	1978-81	64
4.	Paul Sorrento	1984-86	48
5.	Ed Fulton	1985-87	45
6.	Jimmy Jones	1982-85	41
7.	Mike Yastrzemski	1980-83	40
8.	Chris Cawthon	1981-82	36
9.	Jose Marzan	1984-87	35
10.	Terry Kennedy	1975-77	32

## SINGLE SEASON

### RBI LEADERS

	PLAYER	RBI	SEASON
1.	Jeff Ledbetter	124	1982
2.	Frank Fazzini	118	1985
3.	Mike Fuentes	106	1981
4.	Chris Cawthon	103	1982
5.	Jeff Ledbetter	95	1981
6.	Joe Licata	91	1981
7.	Frank Fazzini	89	1984
8.	Don DeLoach	87	1982
9.	Paul Sorrento	86	1986
10.	Mike Fuentes	83	1980
11.	Ed Fulton	78	1986
12.	Jim Weaver	75	1981
13.	Luis Alicea	73	1986
	Jeff Ledbetter	73	1980
	Jimmy Jones	73	1985

### HOME RUN LEADERS

	PLAYER	HR	SEASON
1.	Jeff Ledbetter	42	1982
2.	Frank Fazzini	33	1985
3.	Frank Fazzini	29	1984
4.	Mike Fuentes	27	1981
5.	Chris Cawthon	26	1982
6.	Jeff Ledbetter	23	1981
7.	Paul Sorrento	22	1986
8.	Terry Kennedy	21	1976
	Mike Fuentes	21	1980
	Jimmy Jones	21	1985
11.	Jeff Ledbetter	19	1980
	Ed Fulton	19	1987
13.	Jim Weaver	18	1980
	Mark Lacy	18	1982
15.	Frank Fazzini	17	1983

## NO-HITTERS

- 1958-Frank Slusser vs. Miami (18-0)
- 1967-Wayne Vincent vs. Georgia Southern (7-0)
- 1968-Jeff Hill vs. Springfield (18-0)
- 1968-Gene Ammann and Lin Garrett vs. Wake Forest (3-0)
- 1970-Gene Ammann vs. South Florida (7-0)
- 1977-Mike McLeod vs. Oliver (23-0)
- 1988-Jerry Nielson vs. Baptist (7-0)

## ALL-AMERICANS

### ABCA (COACHES)

Dick Howser	1957-58
Bob Clem	1959
Jack Dull	1961
Buddy Teagle	1962
Mike Augustine	1963
Woody Woodward	1963
Ken Saurez	1964
Jim Lyttle	1964
Tom Cook	1968
John LiBrandi	1972
Danny O'Brien	1975
Randy Davidson	1975
Juan Bonilla	1976
Blane McDonald	1978
Craig Patterson	1979
Mike Fuentes	1980-81
Jeff Ledbetter	1981-82
Frank Fazzini	1985
Doug Little	1985
Luis Alicea	1986
Mike Loynd	1986
Richie Lewis	1987
Ed Fulton	1987
Brad Gregory	1990 (2)

### SPORTING NEWS

Jim Lyttle	1964
Dick Gold	1969
Dick Nichols	1970
John Grubb	1970

Ron Cash	1970
Pat Osburn	1970
Steve Tebbetts	1975
Jim Busby	1975
Terry Kennedy	1976-77
Jim Weaver	1980
Mike Fuentes	1980-81
Jeff Ledbetter	1981-82
Frank Fazzini	1985
Luis Alicea	1986
Richie Lewis	1987

### BASEBALL AMERICA

Jeff Ledbetter	1981-82
Frank Fazzini	1984-85
Doug Little	1985
Luis Alicea	1985-86
Paul Sorrento	1986
Mike Loynd	1986
Richie Lewis	1986
Bien Figueroa	1986
Richie Lewis	1987
Ed Fulton	1987
Gar Finnold	1990 (2)
Marc Ronan	1990 (2)

### ACADEMIC ALL-AMERICA (COSIDA)

Greg Gromek	1970-71
Carl Gromek	1970
Danny O'Brien	1975
Tommy Zoeller	1985
Gar Finnold	1989

## FRESHMAN

### ALL-AMERICA

(Selected by *Baseball America*)

Frank Fazzini	1983
Doug Little	1983
Paul Sorrento	1984
Luis Alicea	1984
Ray Revak	1984
Richie Lewis	1985
Barry Blackwell	1985
Ricky Kimball	1988
Roger Bailey	1990 (2)
Chris Roberts	1990 (2)

### GOLDEN SPIKES AWARD

Presented annually to the top amateur baseball player in the country as selected by a special committee for the United States Baseball Federation.

Mike Fuentes	1981
Mike Loynd	1986

### SPORTING NEWS

#### PLAYER OF THE YEAR

Selected by *The Sporting News* writers as the best collegiate player in the nation.

Terry Kennedy	1977
Jeff Ledbetter	1982

## SEMINOLES IN THE NCAA RECORD BOOK

Florida State teams or individuals ranked in the top five all-time in the following categories, according to the 1990 Collegiate Baseball Record Book published by the National Collegiate Baseball Writers Association. Ranking is indicated by parenthesis at end of each entry.

### TEAM RECORDS

#### GAME

Most Consecutive Hits: 7, 5/14/88 vs. Memphis State (8th)  
Most Strikeouts Recorded: 24, 1956 vs. Furman (3rd)

#### SEASON

Most Games Without Being Shutout: 336, 4/29/84 through 2/25/89 (1st)  
Most At Bats: 2,872, 1985 (5th)  
Most Hits: 947, 1985 (4th)  
Most Home Runs: 146, 1985 (4th)  
Most Total Bases: 1,580, 1985 (2nd)  
Most Strikeouts (Offense): 520, 1984 (1st)  
Most Walks (Offense): 555, 1984 (5th)  
Most Innings Pitched: 738, 1984 (4th)  
Most Saves: 29, 1990 (2nd)  
Most Appearances: 223, 1984 (3rd)  
Most Relief Appearances: 139, 1984 (5th)  
Most Strikeouts Recorded: 718, 1986 (2nd)  
Most Hits Allowed: 756, 1984 (5th)  
Most Putouts: 2,214, 1984 (4th)  
Most Assists: 1,126, 1984 (1st)  
Most Errors: 167, 1984 (4th)  
Most Total Chances: 3,507, 1984 (1st)  
Most Double Plays: 95, 1984 (3rd)

### INDIVIDUAL RECORDS

#### GAME

Most Strikeouts Recorded: 24, Tony Avitable, 1956 (3rd)

#### SEASON

Most At Bats: 357, Luis Alicea, 1985 (3rd)  
Most Runs Scored: 109, Frank Fazzini, 1985 (5th)  
Most Hits: 137, Frank Fazzini, 1985 (tie 2nd)  
Most Home Runs: 42, Jeff Ledbetter, 1982 (2nd); 33, Frank Fazzini, 1985 (4th)  
Most Home Runs Per Game: 0.57 (42 in 74), Jeff Ledbetter, 1982 (3rd)  
Most RBI: 124, Jeff Ledbetter, 1982 (3rd); 118, Frank Fazzini, 1985 (5th)  
Most RBI Per Game: 1.68, Jeff Ledbetter (5th)  
Most Total Bases: 273, Jeff Ledbetter, 1982 (2nd); 264, Frank Fazzini, 1985 (3rd)  
Most Starts: 25, Mike Loynd, 1986 (1st); 23, Doug Little, 1984 (tie 2nd)  
Most Shutouts: 8, Gene Ammann, 1970 (1st)  
Most Victories: 20, Mike Loynd, 1986 (tie 1st)  
Most Strikeouts: 223, Mike Loynd, 1986 (3rd)  
Highest Strikeout Average (per 9 IP): 100+ IP: 14.3, Richie Lewis, 1986 (2nd); 1-49 IP: 15.0, Mac Scarce, 1971 (tie 2nd)  
Most Saves: 18, Mac Scarce, 1971 (3rd)  
Most Wild Pitches: 20, Mike Loynd, 1986 (tie 3rd)

#### CAREER

Most Home Runs: 97, Jeff Ledbetter, 1979-82 (2nd); 79, Frank Fazzini, 1983-85 (3rd)  
Most RBI: 346, Jeff Ledbetter, 1979-82 (1st)  
Most Total Bases: 704, Jeff Ledbetter, 1979-82 (2nd)  
Most Strikeouts: 169, Frank Fazzini, 1983-85 (5th)  
Most Times Hit by Pitch: 31, Mark Barineau, 1981-83 (4th)  
Most Starts (Pitchers): 78, Doug Little, 1983-86 (1st)  
Most Victories: 49, Doug Little, 1983-86 (3rd)  
Most Innings Pitched: 549, Doug Little, 1983-86 (1st)  
Most Strikeouts Recorded: 520, Richie Lewis, 1985-87 (2nd)  
Most Saves: 30, Mac Scarce, 1971-72 (4th)  
Most Runs Allowed: 287, Doug Little, 1983-86 (2nd)  
Most Earned Runs Allowed: 212, Doug Little, 1983-86 (2nd)  
Most Hits Allowed: 533, Doug Little, 1983-86 (1st)  
Most Assists: 670, Luis Alicea, 1984-86 (4th)



# 1990 TOURNAMENT RESULTS

## FSU TOURNAMENT LINE SCORES

### Metro Conference Championship — Hattiesburg, Miss.

**Florida State 4, Tulane 1** (May 16, 1990)  
Tulane 100 004 000 1 7 1  
Florida State 000 101 20x 4 7 1  
Blum, Saunders (7) and Loupe. Finnvoid and Grifol. WP- Finnvoid (13-3); LP- Blum (2-5). HR- Grifol (FSU), Tamayo (FSU).

**Florida State 11, Virginia Tech 3** (May 17, 1990)  
Virginia Tech 020 000 010 3 4 6  
Florida State 204 201 02x 11 14 3  
Margheim, Patterson (3) and Creed. Gregory and Grifol. WP- Gregory (3-1); LP- Margheim (4-5). HR- Roberts (FSU).

**Cincinnati 5, Florida State 4** (May 18, 1990)  
Florida State 000 003 001 4 8 3  
Cincinnati 000 020 21x 5 12 4  
Painter, Brady (6), Kimball (6) and Grifol. Brackett, Murphy (6) and Mottice. WP- Murphy (3-3); LP- Painter (4-2).

**Florida State 8, Southern Mississippi 1** (May 19, 1990)  
Florida State 200 000 132 8 16 1  
Southern Miss 000 001 000 1 5 0  
Bailey, Finnvoid (6) and Grifol. Pollard, Kubicki (9) and Benefiel. WP- Bailey (8-1); LP- Pollard (13-3); SV- Finnvoid (1). HR- Perez (FSU).

**Florida State 12, Virginia Tech 5** (May 19, 1990)  
Virginia Tech 012 002 000 5 11 2  
Florida State 221 020 05x 12 13 1  
Williams, Robertson (8), Martin (8) and Creed. Roberts, Nedeau (6), Kimball (6) and Grifol. WP- Roberts (8-2); LP- Williams (11-4); SV- Kimball (6). HR- Blanton (FSU).

**Florida State 8, Cincinnati 5** (May 20, 1990)  
Florida State 020 204 000 8 12 0  
Cincinnati 110 000 030 5 13 3  
Gregory, Kimball (8) and Grifol. Glinatsis, Brackett (6), Murphy (6) and Mottice. WP- Gregory (4-1); LP- Glinatsis (4-5); SV- Kimball (7). HR- Deitschel (UC); Cribb (FSU).

### NCAA South II Regional Tournament — Starkville, Miss.

**Florida State 7, Lafayette 2** (May 24, 1990)  
Lafayette 000 011 000 2 8 3  
Florida State 003 310 00x 7 13 2  
Pogyor, Boyd (5) and Hardwick. Finnvoid and Grifol. WP- Finnvoid (14-3); LP- Pogyor (6-2). HR- Ronan (FSU).

**Florida State 4, Central Michigan 2** (May 25, 1990)  
Florida State 020 001 001 4 7 3  
Central Michigan 000 020 000 2 11 0  
Gregory, Kimball (8) and Grifol. Paskevitch, Connors (9) and Green. WP- Gregory (5-1); LP- Paskevitch (8-2); SV- Kimball (8). HR- McNamara (CMU).

**Mississippi State 11, Florida State 8** (May 26, 1990)  
Mississippi State 112 100 006 11 18 3  
Florida State 410 001 110 8 11 0  
George, Harden (1), Daniel (6), Daniel (9), Reed (9) and Robinson. Painter, Brady (4), Dunbar (6), Kimball (8), Nedeau (9) and Grifol. WP- Daniel (5-2); LP- Kimball (7-4); SV- Reed (3). HR- Masters (MSU).

**Florida State 6, Illinois 4** (May 26, 1990)  
Illinois 000 000 130 4 8 0  
Florida State 500 010 00x 6 12 1  
Bailey, Kimball (8) and Grifol. Moler, Toriani (1), Kraft (5), Richards (8) and Dalesandro. WP- Bailey (9-1); LP- Moler (5-5); SV- Kimball (9). HR- Vargas (FSU); Sutton (UI).

### Florida State 11, Mississippi State 9 (May 27, 1990)

Florida State 002 025 020 11 12 3  
Mississippi State 112 020 300 9 16 4  
Finnvoid and Grifol. George, Jobses (6), Henderson (8), Harden (8) and Robinson. WP- Finnvoid (15-3); LP- Henderson (1-3). HR- Roberts 2 (FSU).

### Mississippi State 4, Florida State 3 (May 28, 1990)

Mississippi State 010 000 030 4 9 2  
Florida State 110 000 100 3 6 1  
Reed and Robinson. Gregory and Grifol. WP- Reed (15-2); LP- Gregory (5-2). HR- Echols (MSU); Roberts (FSU).

## ALL-TIME METRO TOURNAMENT RESULTS

YEAR	SITE	CHAMPION	OUTSTANDING PLAYER
1976	Memphis	Memphis State	Ron McNeely, Memphis State
1977	Memphis	Florida State	Terry Kennedy, Florida State
1978	Tallahassee	Memphis State	Terry Pressgrove, Memphis State
1979	Tallahassee	Tulane	Ken Frangiques, Tulane
1980	Tallahassee	Florida State	Mike Fuentes, Florida State
1981	Tallahassee	Florida State	Mike Fuentes, Florida State
1982	Tallahassee	Tulane	Eric Lane, Tulane
1983	Tallahassee	Florida State	Danny Dowell, Florida State
1984	Tallahassee	Florida State	Jody Reed, Florida State
1985	Tallahassee	Florida State	Richie Lewis, Florida State
1986	Tallahassee	Florida State	Mike Loynd, Florida State
1987	Columbia	Florida State	Ed Porcelli, Florida State
1988	Tallahassee	Florida State	Edwin Alicea, Florida State
1989	Columbia	Florida State	Sedgwick McCollum, Southern Miss
1990	Hattiesburg	Florida State	Allen Bevis, Florida State

## METRO CHAMPIONSHIP

Hattiesburg, Miss. — May 16-20, 1990

Virginia Tech 6, Memphis State 4  
Florida State 4, Tulane 1  
Cincinnati 6, South Carolina 2  
Southern Miss 5, Louisville 1  
Memphis State 11, Tulane 5  
South Carolina 3, Louisville 2  
Florida State 11, Virginia Tech 3  
Cincinnati 4, Southern Miss 3  
Virginia Tech 2, South Carolina 1  
Southern Miss 5, Memphis State 2  
Cincinnati 5, Florida State 4  
Florida State 8, Southern Miss 1  
Florida State 12, Virginia Tech 5  
Florida State 8, Cincinnati 5

## NCAA SOUTH II REGIONAL

Starkville, Miss. — May 24-28, 1990

Florida State 7, Lafayette 2  
Mississippi State 16, Brigham Young 5  
Illinois 8, Central Michigan 6  
Brigham Young 13, Lafayette 3  
Florida State 4, Central Michigan 2  
Mississippi State 5, Illinois 3  
Mississippi State 11, Florida State 8  
Illinois 8, Brigham Young 5  
Florida State 6, Illinois 4  
Florida State 11, Mississippi State 9  
Mississippi State 4, Florida State 3

# YEAR-BY-YEAR RECORDS

YEAR	COACH	CAPTAINS	W	L	T	RUNS	OPP.	BA	OPP.
1948	Charlie Armstrong	Ron Nettles	9	8	0	101	121	NA	NA
1949	Charlie Armstrong	Sam Cox	11	8	0	126	103	NA	NA
1950	Charlie Armstrong	Bob Trowbridge	13	7	0	122	104	NA	NA
1951	Charlie Armstrong	Augie Pompelia	16	6	0	161	97	.292	.234
1952	Ralph Matherly	Bob Trowbridge	17	4	0	158	72	.266	.188
1953	Ralph Matherly	Cooter Mills	13	10	1	156	254	NA	NA
1954	Ralph Matherly	Bob Hudson	13	8	0	164	102	.269	NA
1955	Danny Litwhiler	Billy Campbell Bob Hudson	17	6	0	189	98	.321	NA
1956	Danny Litwhiler	Max Long	25	7	0	244	121	.295	NA
1957	Danny Litwhiler	Carlee Hendrix	22	9	0	232	120	.297	NA
1958	Danny Litwhiler	Dick Howser	20	7	0	198	104	.295	.208
1959	Danny Litwhiler	Dale Koch	22	11	0	258	166	.282	.231
1960	Danny Litwhiler	Ray Bazzell	13	9	0	183	136	.313	.254
1961	Danny Litwhiler	Frank Davis Jack Dull	21	7	0	203	238	.301	.256
1962	Danny Litwhiler	Ray McShane Bob Madison	23	14	0	254	221	.296	.258
1963	Danny Litwhiler	Al Beccaccio	26	13	0	250	151	.278	.213
1964	Fred Hatfield	Jim Reed	23	13	0	244	171	.273	.247
1965	Fred Hatfield	Gerry Chmielewski	32	11	1	305	179	.281	.253
1966	Fred Hatfield	Dick Fernandez	39	13	0	417	192	.294	.214
1967	Fred Hatfield	Roy Mewbourne	32	14	0	214	155	.234	.220
1968	Fred Hatfield	Chuck Cone Bob Canty	35	6	0	291	120	.284	.215
1969	Jack Stallings	Dick Gold Mike Easom	38	13	1	303	158	.273	.219
1970	Jack Stallings	Dick Nichols	49	9	1	261	144	.277	.186
1971	Jack Stallings	Harry Saferight Ron Cash	41	16	0	341	208	.282	.208
1972	Jack Stallings	Ken Doria Mike Scarce	45	23	0	473	325	.291	.251
1973	Jack Stallings	John Librandi Denny Williams	38	21	0	331	218	.239	.218
1974	Jack Stallings	Randy Davidson	37	25	0	320	269	.268	.232
1975	Woody Woodward	Randy Davidson	49	10	0	371	162	.300	.198
1976	Woody Woodward	Craig Eaton	40	16	0	467	228	.302	.210
1977	Woody Woodward	Larry Jones	37	13	0	459	375	.271	.231
1978	Woody Woodward	Brooks Carey Greg Jones	44	18	0	457	303	.309	.269
1979	Dick Howser	Craig Patterson	43	17	1	494	272	.319	.277
1980	Mike Martin	Don DeLoach Craig Ramsey	51	12	0	630	306	.327	.281
1981	Mike Martin	Mike Fuentes Rick Hatcher	56	23	0	638	407	.303	.273
1982	Mike Martin	Jeff Ledbetter	56	17	1	752	375	.327	.243
1983	Mike Martin	Mike Yastrzemski Rick Figueredo	55	18	1	737	574	.302	.243
1984	Mike Martin	Jody Reed Jeff Gray	55	29	0	644	464	.291	.265
1985	Mike Martin	Frank Fazzini Jimmy Jones	59	23	0	786	406	.330	.245
1986	Mike Martin	Luis Alicea Doug Little	61	13	0	655	333	.325	.244
1987	Mike Martin	Mike Loynd Ed Fulton	55	18	0	579	319	.307	.241
1988	Mike Martin	Jose Marzan Barry Blackwell Edwin Alicea	50	18	1	568	309	.302	.257
1989	Mike Martin	Clyde Keller	54	18	0	513	275	.290	.232
1990	Mike Martin	Marc Ronan Gar Finnvoid	57	15	0	555	290	.306	.263





# ALL-TIME COACHING RECORDS

## CHARLIE ARMSTRONG (1948-51)

YEAR	W-	L- T	PCT.
1948	9-	8- 0	.529
1949	11-	8- 0	.579
1950	13-	7- 0	.650
1951	16-	6- 0	.727
TOTALS	49-	29- 0	.628



## WOODY WOODWARD (1975-78)

YEAR	W-	L- T	PCT.
1975	49-	10- 0	.831
1976	40-	16- 0	.714
1977	37-	13- 0	.740
1978	44-	18- 0	.710
TOTALS	170-	57- 0	.749



## RALPH MATHERLY (1952-54)

YEAR	W-	L- T	PCT.
1952	17-	4- 0	.810
1953	13-	10- 1	.563
1954	13-	8- 0	.619
TOTALS	43-	22- 1	.659



## DICK HOWSER (1979)

YEAR	W-	L- T	PCT.
1979	43-	17- 1	.713




## DANNY LITWHILER (1955-63)

YEAR	W-	L- T	PCT.
1955	17-	6- 0	.739
1956	25-	7- 0	.781
1957	22-	9- 0	.710
1958	20-	7- 0	.741
1959	22-	11- 0	.667
1960	13-	9- 0	.591
1961	21-	7- 0	.750
1962	23-	14- 0	.622
1963	26-	13- 0	.667
TOTALS	189-	82- 0	.697



## MIKE MARTIN (1980-PRESENT)

YEAR	W-	L- T	PCT.
1980	51-	12- 0	.810
1981	56-	23- 0	.709
1982	56-	17- 1	.764
1983	55-	18- 1	.750
1984	55-	29- 0	.655
1985	59-	23- 0	.720
1986	61-	13- 0	.824
1987	55-	18- 0	.753
1988	50-	18- 1	.714
1989	54-	18- 0	.750
1990	57-	15- 0	.792
TOTALS	609-	204- 3	.748



## FRED HATFIELD (1964-68)

YEAR	W-	L- T	PCT.
1964	23-	13- 0	.639
1965	32-	11- 1	.739
1966	39-	13- 0	.750
1967	32-	14- 0	.696
1968	35-	6- 0	.854
TOTALS	161-	57- 1	.737



## JACK STALLINGS (1969-74)

YEAR	W-	L- T	PCT.
1969	38-	13- 1	.726
1970	49-	9- 1	.839
1971	41-	16- 0	.719
1972	45-	23- 0	.662
1973	38-	21- 0	.644
1974	37-	25- 0	.597
TOTALS	248-	107- 2	.697



## COACHING RECORDS BY PERCENTAGE


COACH (Years)	RECORD	PCT.
Woody Woodward (1975-78)	170- 57- 0	.749
Mike Martin (1980-90)	609-204- 3	.748
Fred Hatfield (1964-68)	161- 57- 1	.737
Dick Howser (1979)	43- 17- 1	.713
Jack Stallings (1969-74)	248-107- 2	.69747
Danny Litwhiler (1955-63)	189- 82- 0	.69741
Ralph Matherly (1952-54)	43- 22- 1	.659
Charlie Armstrong (1948-51)	49- 29- 0	.628

# SERIES RECORDS vs. ALL OPPONENTS


(1991 Opponents in Bold Face)

TEAM	FIRST MEETING	LAST MEETING	SERIES STANDINGS		
			W	L	T
Alabama	1967	1984	3-	2-	0
Alabama-Birmingham	1988	1988	1-	0-	0
Amherst	1952	1964	7-	1-	0
Arizona	1963	1990	4-	4-	0
Arizona State	1987	1990	3-	2-	0
Arkansas	1985	1985	0-	1-	0
Armstrong State	1985	1985	2-	0-	0
Army	1975	1975	1-	0-	0
Auburn	1954	1989	59-	38-	0
Austin Peay	1979	1987	5-	0-	0
Ball State	1984	1990	16-	2-	0
Baptist	1988	1990	7-	0-	0
Belmont Abbey	1969	1969	2-	0-	0
Biscayne College	1976	1976	4-	0-	0
Bowling Green	1970	1970	1-	0-	0
Bradley	1950	1950	1-	0-	0
Brooklyn College	1980	1980	1-	0-	0
Brown	1971	1971	5-	1-	0
Cal State-Fullerton	1984	1989	3-	3-	0
Campbellsville	1981	1981	1-	0-	0
Central Florida	1985	1988	12-	2-	0
Central Michigan	1990	1990	1-	0-	0
Chicago State	1972	1972	2-	0-	0
Cincinnati	1953	1990	18-	2-	0
Clemson	1958	1989	25-	16-	1
Cleveland State	1981	1982	3-	0-	0
Columbus College	1974	1976	5-	0-	0
Connecticut	1957	1957	0-	1-	0
Cumberland	1973	1973	2-	0-	0
Dartmouth	1970	1970	1-	0-	0
Davidson	1954	1954	1-	0-	0
Dayton	1980	1980	1-	0-	0
Delaware	1979	1979	0-	1-	0
Duke	1954	1959	15-	9-	0
East Carolina	1962	1987	5-	3-	0
East Tennessee State	1978	1978	2-	0-	0
Eastern Illinois	1980	1980	1-	0-	0
Eastern Michigan	1975	1982	0-	2-	0
Farleigh Dickinson	1973	1973	2-	0-	0
Flagler	1980	1982	4-	1-	0
Florida	1956	1990	76-	65-	0
Florida A&M	1971	1979	12-	0-	0
Florida International	1973	1990	12-	5-	0
Florida Southern	1949	1974	29-	13-	1
Furman	1955	1969	12-	1-	0
George Mason	1985	1988	2-	0-	0
George Washington	1958	1959	2-	0-	0
Georgia	1951	1987	27-	5-	0
Georgia Southern	1948	1985	95-	31-	0
Georgia Southwestern	1976	1976	3-	1-	0
Georgia State	1981	1985	19-	2-	0
Georgia Tech	1959	1989	28-	8-	0
Grambling	1985	1989	13-	1-	0
Hawaii	1977	1980	1-	2-	0
Holy Cross	1970	1970	2-	0-	0
Howard	1976	1976	1-	1-	0
Illinois	1956	1990	6-	0-	0
Indiana	1956	1956	2-	0-	0
Indiana State	1986	1986	1-	0-	0
Iowa	1988	1988	1-	0-	0

TEAM	FIRST MEETING	LAST MEETING	SERIES STANDINGS		
			W	L	T
Ithaca	1957	1962	3-	0-	0
Jackson State	1981	1981	1-	0-	0
Jacksonville State	1953	1973	3-	0-	0
Jacksonville	1964	1990	66-	26-	0
Kearney State	1977	1977	2-	0-	0
Kentucky	1965	1977	6-	1-	0
Kentucky Wesleyan	1968	1968	2-	0-	0
Kenyon	1952	1952	2-	0-	0
Lafayette	1971	1990	4-	0-	0
Lenoir-Rhyne	1980	1980	1-	0-	0
Lewis	1974	1974	0-	3-	0
LSU	1955	1987	7-	5-	0
Louisville	1977	1990	14-	2-	0
Loyola (La.)	1952	1968	10-	0-	0
Maine	1988	1988	1-	0-	0
Marietta	1973	1977	1-	1-	0
Marshall	1978	1978	0-	1-	0
Maryland	1965	1970	4-	0-	0
Memphis State	1977	1990	41-	14-	0
Mercer	1948	1990	35-	7-	0
Mercer-Atlanta	1974	1982	9-	0-	0
Miami	1951	1990	82-	61-	2
Michigan	1959	1962	1-	1-	0
Michigan State	1957	1975	9-	6-	0
Middle Georgia	1948	1948	2-	0-	0
Millsaps	1949	1949	1-	0-	0
Minnesota	1981	1988	2-	0-	0
Mississippi	1949	1972	6-	1-	0
Mississippi College	1948	1951	13-	4-	0
Mississippi State	1964	1990	6-	4-	0
Missouri-Rolla	1980	1980	2-	0-	0
Monmouth	1980	1980	1-	0-	0
Morehead State	1978	1978	2-	0-	0
Navy	1960	1960	3-	4-	0
New Orleans	1980	1987	3-	2-	0
New York University	1970	1970	2-	0-	0
Nevada-Las Vegas	1977	1984	4-	8-	0
Niagara	1974	1976	7-	0-	0
North Carolina	1956	1990	18-	5-	0
North Carolina-Charlotte	1987	1987	2-	0-	0
North Carolina State	1962	1986	3-	4-	0
North Carolina-Wilmington	1974	1974	3-	0-	0
Northeast Louisiana	1964	1964	1-	0-	0
Northern Illinois	1971	1971	1-	0-	0
Northern Kentucky	1980	1980	1-	0-	0
North Central	1977	1977	3-	0-	0
Notre Dame	1956	1958	3-	0-	0
Oakland	1978	1979	4-	0-	0
Oglethorpe	1949	1949	0-	1-	0
Ohio	1970	1974	1-	1-	0
Ohio State	1960	1982	4-	3-	0
Oklahoma	1982	1982	0-	1-	0
Oklahoma State	1986	1986	1-	0-	0
Olivet	1977	1977	2-	0-	0
Otterbein	1976	1982	7-	0-	0
Parsons	1967	1967	0-	2-	0
Penn State	1957	1969	7-	2-	0
Pittsburgh	1983	1986	13-	0-	0
Rice	1988	1989	2-	1-	0
Richmond	1972	1990	14-	0-	0



TEAM	FIRST MEETING	LAST MEETING	SERIES STANDINGS		
			W	L	T
Rider College	1970	1989	3-	0-	0
Ripon	1981	1981	2-	0-	0
Rollins	1948	1973	11-	11-	0
Rose Hulman	1978	1978	4-	0-	0
Rutgers	1966	1966	1-	0-	0
Samford	1985	1989	16-	1-	0
Santa Clara	1962	1962	1-	1-	0
Savannah	1948	1948	1-	1-	0
Seton Hall	1975	1975	0-	1-	0
South Alabama	1969	1990	31-	22-	1
South Carolina	1969	1990	14-	9-	0
South Florida	1969	1989	56-	15-	1
Southeastern Louisiana	1953	1953	1-	1-	0
Southeast Missouri State	1982	1982	1-	0-	0
Southern	1982	1982	2-	0-	0
Southern California	1963	1977	1-	3-	0
Southern Illinois	1968	1970	6-	1-	0
Southern Mississippi	1982	1990	34-	11-	0
Southwestern Louisiana	1976	1983	4-	0-	0
Springfield	1967	1968	4-	0-	0
Springhill	1966	1966	4-	0-	0
St. Francis (Ill.)	1979	1979	3-	1-	0
St. Joseph's	1972	1973	4-	0-	0
St. Leo	1969	1979	28-	3-	0
St. Louis	1965	1981	1-	1-	0
St. Xavier	1982	1983	2-	0-	0
Stetson	1949	1988	32-	20-	0
Tampa	1949	1984	24-	4-	1
Tennessee	1951	1974	4-	3-	0
Tennessee-Martin	1979	1979	2-	0-	0
Tennessee Tech	1983	1984	3-	0-	0
Texas	1965	1987	2-	2-	0
Texas A&M	1986	1986	1-	0-	0
Troy State	1948	1980	10-	2-	0
Tulane	1967	1990	37-	16-	1
Union	1970	1970	5-	0-	0
Valdosta State	1963	1988	22-	4-	1
Valparaiso	1982	1982	1-	0-	0
Vanderbilt	1972	1972	2-	1-	0
Virginia	1972	1972	2-	0-	0
Virginia Commonwealth	1988	1988	1-	0-	0
Virginia Military Inst.	1990	1990	3-	0-	0
Virginia Tech	1967	1990	16-	4-	0
Wake Forest	1962	1983	18-	5-	0
Washington State	1988	1988	1-	0-	0
Western Kentucky	1978	1990	9-	1-	0
Western Michigan	1959	1974	6-	8-	0
West Florida	1981	1984	5-	0-	0
West Virginia	1956	1962	3-	2-	0
Wichita State	1989	1990	1-	3-	0
William & Mary	1967	1967	1-	0-	0
Wingate	1980	1983	6-	0-	0
Wisconsin	1955	1958	8-	1-	0
Wright State	1979	1980	3-	1-	0
Yale	1957	1957	2-	0-	0
<b>OTHER AMATEUR TEAMS</b>					
Camp LeJeune	1949	1954	3-	1-	0
Jacksonville Navy	1953	1954	2-	2-	0
Pensacola Navy	1965	1965	3-	0-	0
Valdosta Red Sox	1968	1968	4-	0-	0
<b>PROFESSIONAL EXHIBITIONS</b>					
Birmingham (AA)	1968	1968	0-	3-	0
Knoxville (A)	1958	1958	1-	0-	0
Pittsfield (AA)	1968	1968	0-	3-	0
Tallahassee Citizens	1951	1951	1-	0-	0
Tallahassee Rebels	1954	1954	1-	1-	0
Pawtucket (AAA)	1970	1970	0-	1-	0
Baltimore (AL)	1970	1970	0-	1-	0
New York (AL)	1978	1985	1-	1-	0
Atlanta (NL)	1981	1982	1-	1-	0
Kansas City (AL)	1988	1988			Rain



A walk-on last season, John Nedeau is one of only four returning pitchers on the '91 team.

## AGAINST THE METRO

Cincinnati	18-	2-	0
Louisville	14-	2-	0
Memphis State	41-	14-	0
South Carolina	14-	9-	0
Southern Mississippi	34-	11-	0
Tulane	37-	16-	1
Virginia Tech	16-	4-	0

RECORD AGAINST METRO TEAMS 174-58-1

## METRO TOURNAMENT

Cincinnati	7-	1-	0
Georgia Tech*	2-	0-	0
Louisville	7-	1-	0
Memphis State	11-	2-	0
St. Louis*	1-	0-	0
South Carolina	9-	2-	0
Southern Mississippi	4-	1-	0
Tulane	10-	5-	0
Virginia Tech	9-	2-	0


## AGAINST STATE SCHOOLS

Biscayne (St. Thomas)	4-	0-	0
Central Florida	12-	2-	0
Flagler	4-	1-	0
Florida	76-	65-	0
Florida A&M	12-	0-	0
Florida International	12-	5-	0
Florida Southern	29-	13-	1
Jacksonville	66-	26-	0
Miami	82-	61-	2
Rollins	11-	11-	0
South Florida	56-	15-	0
St. Leo	28-	3-	0
Stetson	32-	20-	0
Tampa	24-	4-	1
West Florida	5-	0-	0

RECORD AGAINST THE STATE 453-226-4

\*Left Conference

# ALL-TIME ROSTER



## A

Bobby Alexander	1982
Terry Alexander	1976
Edwin Alicea	1987-88
Luis Alicea	1984-86
Roy Alvarez	1980
Gene Ammann	1968-70
Johnny Ash	1954-56
Bill Ashford	1982-83
Gary Ashley	1953-56
Al Ashmont	1985
Jim Atwood	1953-56
Mike Augustine	1961-63
Tony Avitable	1953-56

## B

Lee Bailey	1951
Roger Bailey	1990
Jeff Bangston	1972-73
Rob Bargas	1989-90
Mark Barineau	1981-83
Ron Bartlett	1976-79
Joe Baxter	1968-69
Clay Baynham	1976
Harold Bazzell	1953
Ray Bazzell	1957-60
Garrett Blanton	1989
Mason Bean	1972-73
Al Beccaccio	1960-62
Bob Benda	1976-77
Allen Bevis	1989-90
Chip Bifano	1976-77
Ham Bisbee	1955
Barry Blackwell	1985-88
Garrett Blanton	1989-90
Tony Biasucci	1983
Ralph Blinn	1952-53
Jon Bolin	1990
Rich Bombard	1979
Phil Bondack	1962-63
Bob Bondi	1954-57
Juan Bonilla	1974-77
Rafael Bournigal	1987
LaDon Boyd	1967
Mike Brady	1987-90
Mike Bretz	1976-79
John Bristol	1953-57
Chris Brock	1980-90
Kevin Brooks	1977-78
Marty Brooks	1965-67
Terry Brooks	1969
Craig Brown	1969-70
Dave Brown	1974
Forrest Brown	1953-54
Pete Brown	1985
Randy Brown	1964-66
Terry Browning	1968-69
Tommy Bryant	1983
Terrell Buckley	1990
Jeff Burger	1969
Joe Burns	1969
Jim Busby	1974-75
Dave Buss	1959-60
Rod Byerly	1987-88
Lee Byers	1961-64

## C

Nick Carfaro	1966
Vince Calandra	1984-85
Billy Campbell	1952-55
Bob Canty	1966-68
Brooks Carey	1975-78
Bob Carroll	1972-73
Doug Casey	1978-79
Ron Cash	1970-71
Sid Cash	1990
Chris Cawthon	1981-82
Greg Clayborne	1986-88
Dave Chappel	1974
Gerald Chmielewski	1963-65
Bob Clem	1958-59
Matt Clements	1988-89
Al Cleveland	1969-70
Larry Cocks	1969-70

Hal Cohen	1982
Chester Cole	1963-67
Rick Colzie	1973-74
Chuck Cone	1966-68
Skip Cone	1971-72
David Cook	1966-68
Dave Cooper	1976-77
Mike Copps	1957-60
Lee Corso	1954-57
Terry Couch	1956-59
Bob Craft	1966-68
Keith Craig	1980-81
Ken Creely	1964-65
Buddy Cribb	1988-90
John Cuesta	1953
Mike Cullin	1980-81
Greg Culpepper	1979
Ben Curry	1975-78

## D

Dave Dahlen	1963-64
Bill Daniel	1974-75
Jim Daniel	1960-61
Phil Dannunzio	1989
Randy Davidson	1974-75
Brett Davis	1988
Frank Davis	1960-61
Tom Davis	1962-64
Eric Daddens	1983-84
Don DeLouch	1983
Greg Dennis	1983
Jim DeVane	1955
Paul Dirks	1962-64
Kevin Dodge	1981-82
Jerry Donnaway	1957-58
Ken Dorta	1971-72
Danny Dowell	1981-83
Steve Downey	1974
Jay Drevis	1984
John Drews	1974
Dean Duchak	1965-67
Jack Dull	1960-61
Marc Dunbar	1990
Matt Dunbar	1987-90
Chris Dunn	1986

## E

Mike Easom	1966-68
Craig Eaton	1975-76
Frank Echols	1962-63
Scott Edwards	1989
Rudy Eigel	1955-58
Mike Eissey	1973-74
Gary Elliott	1961-63
Jack Emerick	1979-80
Mike English	1967-69
Roy Eppley	1985
Donny Erickson	1987-88

## F

Terry Farmer	1973-74
Frank Fazzini	1983-85
Ed Feely	1961
Kenny Felder	1990
John Ferguson	1968-70
George Fergusson	1961-62
Dave Fernald	1971-73
Dick Fernandez	1964-66
Joe Fernandez	1953
Robert Ferrar	1962-63
Carl Ferraro	1981
Mike Fields	1978-79
Rich Figueroa	1980-83
Bien Figueroa	1985-86
Gar Finnfold	1989-90
Ken Fischer	1979-82
Robin Flake	1970-72
Ray Fox	1975-78
Jim Foxwell	1972-75
Ron Fraser	1954-57
Clem Freeman	1981
Doug French	1961-62
Mike Fuentes	1978-81
Bill Fuller	1970-72
Ed Fulton	1985-87

## G

John Gagnon	1979-80
Randy Galley	1972-73
Tom Garcia	1955
Linwood Garrett	1967-68
Dave Garrison	1984
Steve Gelmine	1982-85
Alan Gentry	1983-84
Wayne Giardino	1964-65
Marc Giordano	1987-88
Mark Gilbert	1978-79
Brian Gilliland	1989-90
Jack Givens	1976-77
Mike Givens	1974
Steve Givens	1967-69
Dick Gold	1967-69
Jeff Gray	1981-84
Harry Green	1966-68
Lane Green	1966-68
Brad Gregory	1989-90
Danny Griffin	1982-83
Pedro Griol	1989-90
Dave Grimes	1970-71
Carl Gromek	1968-70
Greg Gromek	1968-71
Johnny Grubb	1970
Randy Guemple	1972-73
Jim Gurzynski	1968-69

## H

Dan Haddock	1979
Bill Hammond	1964-66
Art Haney	1963
Dave Hanselman	1984
Don Harbaugh	1969-71
Jeff Hardy	1976-77
Dae Harris	1976
Ed Harris	1967-68
Dean Harris	1988-90
Rick Hatcher	1979-81
Tim Hatcher	1980
Chuck Hawkins	1965-66
Mark Haynes	1952-54
John Hearn	1966-68
Phil Hearn	1966
Ken Heath	1984
George Hehemann	1953-56
Jim Helm	1966-68
Carlee Hendrix	1954-57
Tom Henson	1969-71
Joel Hicks	1976-77
Ron Herring	1973-74
Wm. Higginbotham	1953-54
Windle Higginbotham	1974-75
Jeff Hill	1967-69
Lance Hitchcock	1966-68
Jeff Hogan	1967-69
Rick Holloway	1978-79
Maury Hopkins	1964-66
Bill Horne	1973-74
Bill Howell	1961
Ed Howell	1964-66
Martin Howell	1962-63
Ed Howser	1980-81
Dick Howser	1955-58
Bob Hudson	1954-55
Bruce Huff	1976-79
Gary Huff	1971-73
Ken Huff	1978-81
Philip Hunt	1955
George Hutchinson	1961

## I

Vince Insigna	1984
---------------	------

## J

John Jane	1961
Ken Jarabeck	1978
Lincoln Jarrett	1962-63
Barry Johnson	1988-89
Jay Johnson	1962-64
Larry Johnson	1962-64
Gordon Johnston	1961
Greg Jones	1976-78

Jimmy Jones \_\_\_\_\_ 1982-85  
 Larry Jones \_\_\_\_\_ 1974-77  
 Bob Jordan \_\_\_\_\_ 1966  
 Bob Jordan \_\_\_\_\_ 1974

## K

Randy Kaiser \_\_\_\_\_ 1974  
 Doug Kasimer \_\_\_\_\_ 1969-71  
 Jim Kaufman \_\_\_\_\_ 1954-55  
 Jay Keeler \_\_\_\_\_ 1980-82  
 Clyde Keller \_\_\_\_\_ 1988-89  
 Mike Kelley \_\_\_\_\_ 1974-75  
 Terry Kennedy \_\_\_\_\_ 1975-77  
 Fred Kenney \_\_\_\_\_ 1957-58  
 Keith Kidd \_\_\_\_\_ 1985-86  
 Ricky Kimball \_\_\_\_\_ 1988-90  
 John Keith \_\_\_\_\_ 1969-71  
 Ron Kims \_\_\_\_\_ 1953  
 Dale Koch \_\_\_\_\_ 1958-59  
 John Kolb \_\_\_\_\_ 1981  
 Dru Kosco \_\_\_\_\_ 1984-85  
 Steve Kovensky \_\_\_\_\_ 1986-87  
 Charlie Krausche \_\_\_\_\_ 1961  
 Robert Kull \_\_\_\_\_ 1963-65

## L

Mark Lacy \_\_\_\_\_ 1981-82  
 Ernie Langford \_\_\_\_\_ 1957-60  
 Rick Langford \_\_\_\_\_ 1973  
 Bill Langston \_\_\_\_\_ 1967  
 Gary Lawrence \_\_\_\_\_ 1965-66  
 Mike Leber \_\_\_\_\_ 1971-72  
 David Ledbetter \_\_\_\_\_ 1982  
 Jeff A. Ledbetter \_\_\_\_\_ 1982-84  
 Jeff S. Ledbetter \_\_\_\_\_ 1979-82  
 Larry Lee \_\_\_\_\_ 1973  
 Mike Lee \_\_\_\_\_ 1986  
 Greg Lewis \_\_\_\_\_ 1982  
 Richie Lewis \_\_\_\_\_ 1985-87  
 Ronald Lewis \_\_\_\_\_ 1987-88  
 Loren Levy \_\_\_\_\_ 1982-84  
 Carlos Lezcano \_\_\_\_\_ 1974-77  
 John LiBrandi \_\_\_\_\_ 1972-73  
 Joe Licata \_\_\_\_\_ 1981  
 Doug Little \_\_\_\_\_ 1983-86  
 Woody Litwhiler \_\_\_\_\_ 1962-64  
 Ed Lockhart \_\_\_\_\_ 1950-53  
 Brad Long \_\_\_\_\_ 1977-78  
 Charlie Long \_\_\_\_\_ 1961  
 Max Long \_\_\_\_\_ 1953-56  
 George Lott \_\_\_\_\_ 1968-69  
 Mike Loynd \_\_\_\_\_ 1983-86  
 Jose Lugo \_\_\_\_\_ 1974  
 Jim Lyttle \_\_\_\_\_ 1966-67  
 Keith Lyttle \_\_\_\_\_ 1989

## M

Bob Madison \_\_\_\_\_ 1960-61  
 Rick Madison \_\_\_\_\_ 1961  
 Marty Maier \_\_\_\_\_ 1973-74  
 Eric Mangham \_\_\_\_\_ 1984-86  
 Harold Mangin \_\_\_\_\_ 1961-62  
 Ed Mann \_\_\_\_\_ 1953  
 Mike Martin \_\_\_\_\_ 1965-66  
 Neil Martin \_\_\_\_\_ 1965-66  
 Lionel Martinez \_\_\_\_\_ 1980-81  
 Steve Marks \_\_\_\_\_ 1964-66  
 Jose Marzan \_\_\_\_\_ 1984-87  
 John Mason \_\_\_\_\_ 1967  
 Jim Mathers \_\_\_\_\_ 1966  
 Bob Mayer \_\_\_\_\_ 1974-76  
 Jim McArdle \_\_\_\_\_ 1976-77  
 Clyde McBride \_\_\_\_\_ 1963  
 Monty McBride \_\_\_\_\_ 1964-65  
 Owen McCarron \_\_\_\_\_ 1955  
 Chad McClellan \_\_\_\_\_ 1986  
 Gene McCormick \_\_\_\_\_ 1957-60  
 Jim McCune \_\_\_\_\_ 1964-65  
 Blane McDonald \_\_\_\_\_ 1978-79  
 Rick McGlone \_\_\_\_\_ 1974-77  
 Joe McKinney \_\_\_\_\_ 1965-66  
 Mike McLeod \_\_\_\_\_ 1975-77  
 Dale McMahan \_\_\_\_\_ 1966  
 Ray McShane \_\_\_\_\_ 1960-62  
 Bob Merry \_\_\_\_\_ 1953  
 Ron Mewbourne \_\_\_\_\_ 1965-67  
 Billy Mills \_\_\_\_\_ 1951-54  
 Don Milner \_\_\_\_\_ 1978-79  
 Bart Mitchell \_\_\_\_\_ 1982-84  
 Dave Mobley \_\_\_\_\_ 1976-79  
 Orson Mobley \_\_\_\_\_ 1982  
 Dave Morano \_\_\_\_\_ 1978  
 Jack Morgan \_\_\_\_\_ 1953  
 Todd Morgan \_\_\_\_\_ 1982-84  
 Al Moreya \_\_\_\_\_ 1983  
 Rick Moss \_\_\_\_\_ 1970-71  
 Ty Mueller \_\_\_\_\_ 1989  
 Don Murray \_\_\_\_\_ 1963-65

## N

John Nedeau \_\_\_\_\_ 1990  
 Tim Nedin \_\_\_\_\_ 1989  
 Carl Nelson \_\_\_\_\_ 1957-60  
 Roger Nettles \_\_\_\_\_ 1967  
 John Nicholas \_\_\_\_\_ 1975-76  
 Dave Nichols \_\_\_\_\_ 1971-72  
 Dick Nichols \_\_\_\_\_ 1968-70  
 Joe Nichols \_\_\_\_\_ 1976-79  
 Gary Nichols \_\_\_\_\_ 1963-65  
 Jerry Nielsen \_\_\_\_\_ 1987-88  
 Klyne Nowlin \_\_\_\_\_ 1951-53

## O

Pat Osburn \_\_\_\_\_ 1970  
 Danny O'Brien \_\_\_\_\_ 1973-75  
 Danny Owen \_\_\_\_\_ 1975-76

## P

Joe Pacetti \_\_\_\_\_ 1985  
 Gary Painter \_\_\_\_\_ 1989-90  
 Bert Palmer \_\_\_\_\_ 1953  
 Derek Palmer \_\_\_\_\_ 1979  
 Keith Parenteau \_\_\_\_\_ 1980  
 Brad Parker \_\_\_\_\_ 1988-90  
 Craig Patterson \_\_\_\_\_ 1978-79  
 Ray Pearson \_\_\_\_\_ 1953  
 Ed Peres \_\_\_\_\_ 1972-73  
 Eduardo Perez \_\_\_\_\_ 1989-90  
 Jerry Philip \_\_\_\_\_ 1957-58  
 Tim Phillips \_\_\_\_\_ 1980-82  
 Chris Pinder \_\_\_\_\_ 1984  
 Charlie Pinkermann \_\_\_\_\_ 1956-59  
 Keith Pitchford \_\_\_\_\_ 1962-63  
 Chris Pollack \_\_\_\_\_ 1986-87  
 Bruce Pollack \_\_\_\_\_ 1967  
 Ed Porcelli \_\_\_\_\_ 1986-87  
 Tim Porter \_\_\_\_\_ 1969-70  
 Lynn Powell \_\_\_\_\_ 1963  
 Dave Price \_\_\_\_\_ 1970-72  
 Brad Prior \_\_\_\_\_ 1976

## R

Craig Ramsey \_\_\_\_\_ 1976-79  
 Cliff Ranew \_\_\_\_\_ 1964-65  
 Rocky Rau \_\_\_\_\_ 1989-90  
 Bob Reboin \_\_\_\_\_ 1989  
 Jim Reed \_\_\_\_\_ 1964-65  
 Jody Reed \_\_\_\_\_ 1983-84  
 Ray Revak \_\_\_\_\_ 1984-85  
 Dave Rhino \_\_\_\_\_ 1982  
 Marty Rice \_\_\_\_\_ 1971-74  
 Mike Riebling \_\_\_\_\_ 1967-69  
 Kevin Rigsby \_\_\_\_\_ 1978  
 Rim Riley \_\_\_\_\_ 1978-79  
 Dan Roatche \_\_\_\_\_ 1969-72  
 Chris Roberts \_\_\_\_\_ 1990  
 Pete Roberts \_\_\_\_\_ 1967  
 Matt Robinson \_\_\_\_\_ 1982-83  
 Charlie Rodgers \_\_\_\_\_ 1957-60  
 Marc Ronan \_\_\_\_\_ 1988-90  
 Tom Rosa \_\_\_\_\_ 1972-73  
 Jack Ross \_\_\_\_\_ 1960-62  
 Larry Rothschild \_\_\_\_\_ 1974  
 George Roundtree \_\_\_\_\_ 1962-64  
 Mike Rudi \_\_\_\_\_ 1987-88

## S

Harry Saferight \_\_\_\_\_ 1970-71  
 Rick Saffel \_\_\_\_\_ 1979  
 Tom Sailor \_\_\_\_\_ 1982  
 Chuck Sanders \_\_\_\_\_ 1952-53  
 Deion Sanders \_\_\_\_\_ 1987-88  
 Jerry Santos \_\_\_\_\_ 1988-89  
 Pete Sarron \_\_\_\_\_ 1965-66  
 Craig Saxner \_\_\_\_\_ 1985-86  
 Bill Saunders \_\_\_\_\_ 1976  
 Ken Saurez \_\_\_\_\_ 1963  
 Jim Seever \_\_\_\_\_ 1955  
 Mac Scarce \_\_\_\_\_ 1970-71  
 Mike Scarce \_\_\_\_\_ 1971-72  
 Glayden Schafer \_\_\_\_\_ 1953  
 John Sheppard \_\_\_\_\_ 1957-58  
 Bob Sherman \_\_\_\_\_ 1961  
 Tim Sherrill \_\_\_\_\_ 1972-73  
 Jim Scheller \_\_\_\_\_ 1969-70  
 Ed Schneider \_\_\_\_\_ 1980-81  
 Greg Schnute \_\_\_\_\_ 1968-70  
 Buddy Shaw \_\_\_\_\_ 1983  
 Ken Shimchak \_\_\_\_\_ 1977-79  
 Gordon Shirah \_\_\_\_\_ 1954-56  
 Jamey Shoupe \_\_\_\_\_ 1981-82  
 Bob Shupack \_\_\_\_\_ 1953  
 Howard Siegle \_\_\_\_\_ 1974  
 Herb Sikes \_\_\_\_\_ 1969-72  
 Ken Silvestri \_\_\_\_\_ 1971-72  
 Bob Skala \_\_\_\_\_ 1953  
 Craig Skok \_\_\_\_\_ 1968-69

Mike Skoutelakis \_\_\_\_\_ 1987  
 Mike Slade \_\_\_\_\_ 1969-72  
 Ken Sloan \_\_\_\_\_ 1966  
 Paul Sorrento \_\_\_\_\_ 1984-86  
 David Sorokowski \_\_\_\_\_ 1988-89  
 David Smalley \_\_\_\_\_ 1980-83  
 Frank Slusser \_\_\_\_\_ 1956-58  
 Dwight Smith \_\_\_\_\_ 1961-63  
 Jackie Smith \_\_\_\_\_ 1976-77  
 Ken Smith \_\_\_\_\_ 1985  
 Kevin Smith \_\_\_\_\_ 1985  
 Roger Smith \_\_\_\_\_ 1972-73  
 Rick Snyder \_\_\_\_\_ 1971-73  
 Tom Snyder \_\_\_\_\_ 1982  
 Kyle Sptitzer \_\_\_\_\_ 1960-62  
 James Spooner \_\_\_\_\_ 1967  
 Gary Sprague \_\_\_\_\_ 1966  
 Bill Stagland \_\_\_\_\_ 1961  
 Scott Steinitz \_\_\_\_\_ 1989  
 Darnell Stewart \_\_\_\_\_ 1966-67  
 Kent Stille \_\_\_\_\_ 1963  
 Jack Straub \_\_\_\_\_ 1953  
 Michael Stubbs \_\_\_\_\_ 1988  
 Len Sullivan \_\_\_\_\_ 1967  
 Marv Stringfellow \_\_\_\_\_ 1965-67  
 Walt Sumner \_\_\_\_\_ 1968-69  
 Bob Sutton \_\_\_\_\_ 1966  
 Harvey Sweeney \_\_\_\_\_ 1954-56  
 Alan Swindle \_\_\_\_\_ 1980-82  
 Carl Szymanski \_\_\_\_\_ 1974

## T

Steve Taddeo \_\_\_\_\_ 1986-87  
 Houston Taff \_\_\_\_\_ 1966  
 John Marc Tamayo \_\_\_\_\_ 1988-90  
 Jeff Tandlich \_\_\_\_\_ 1974  
 Bruce Tanner \_\_\_\_\_ 1981-83  
 Buddy Teagle \_\_\_\_\_ 1960-62  
 Steve Tebbetts \_\_\_\_\_ 1973-75  
 Al Thomas \_\_\_\_\_ 1962-63  
 Mike Thomas \_\_\_\_\_ 1976  
 Paul Thomas \_\_\_\_\_ 1984-87  
 Tom Thomas \_\_\_\_\_ 1966-67  
 Mike Tice \_\_\_\_\_ 1978-79  
 Ed Trancygier \_\_\_\_\_ 1961  
 Ronnie Traylor \_\_\_\_\_ 1978-79  
 Doug Treadway \_\_\_\_\_ 1983-84  
 John Tucker \_\_\_\_\_ 1961-62  
 Gale Tuggle \_\_\_\_\_ 1955-56  
 Jerry Turner \_\_\_\_\_ 1961  
 Fred Twomey \_\_\_\_\_ 1954-57

## U

Pat Underhill \_\_\_\_\_ 1989

## V

Mike Vasquez \_\_\_\_\_ 1968-71  
 Bob Vaughn \_\_\_\_\_ 1955-56  
 Gary Viero \_\_\_\_\_ 1976  
 Wayne Vincent \_\_\_\_\_ 1966-68

## W

Bobby Waits \_\_\_\_\_ 1954-57  
 Doug Walker \_\_\_\_\_ 1960-61  
 Jim Ward \_\_\_\_\_ 1965-66  
 Jim Weaver \_\_\_\_\_ 1980-81  
 Ham Wernke \_\_\_\_\_ 1954-55  
 Bill Westendick \_\_\_\_\_ 1957-60  
 Ed West \_\_\_\_\_ 1976  
 Jimmy White \_\_\_\_\_ 1960-62  
 Chuck Witaker \_\_\_\_\_ 1967-68  
 Chas Widden \_\_\_\_\_ 1953  
 Dick Wiggins \_\_\_\_\_ 1979-80  
 Bob Wilcox \_\_\_\_\_ 1964-65  
 Denny Williams \_\_\_\_\_ 1972-73  
 Laverne Williams \_\_\_\_\_ 1953  
 Bill Williamson \_\_\_\_\_ 1962-63  
 Gary Williamson \_\_\_\_\_ 1963-64  
 John Wolfner \_\_\_\_\_ 1979-80  
 Howard Wood \_\_\_\_\_ 1967  
 Woody Woodward \_\_\_\_\_ 1962-64  
 Bob Wooley \_\_\_\_\_ 1965-67  
 Bob Wynn \_\_\_\_\_ 1953-54

## Y

Ed Yarnell \_\_\_\_\_ 1966-67  
 Mike Yastrzemski \_\_\_\_\_ 1980-83  
 Manny Yglesias \_\_\_\_\_ 1953

## Z

Greg Zera \_\_\_\_\_ 1968-71  
 Bill Ziegler \_\_\_\_\_ 1966-67  
 Roger Zimmerman \_\_\_\_\_ 1961  
 Tom Zoeller \_\_\_\_\_ 1983-86

# FSU IN THE NCAA CHAMPIONSHIPS

## FSU IN THE COLLEGE WORLD SERIES

All-Time CWS Record:	15-20
Appearances:	10
First Appearance:	1957
Last Appearance:	1989
Top Finish:	Second (1986)
Last Year:	Tied Third

## FSU IN THE NCAA PLAYOFFS

(Regional/District 3)	
All-Time Record:	60-41
Appearances:	28
First Appearance:	1956
Last Appearance:	1990
Consecutive Appearances:	13

## YEAR-BY-YEAR NCAA & CWS RESULTS

### OPPONENT FSU OPP W-L

<b>1956 NCAA District 3 Playoffs</b> Gastonia, N.C.			
Duke	2	1	W
Duke	2	4	L
Duke	6	7	L

<b>1957 NCAA District 3 Playoffs</b> Gastonia, N.C.			
Georgia Teachers	5	3	W
Duke	3	2	W
Duke	6	8	L
Duke	4	1	L
<b>1957 College World Series</b> Omaha, Neb.			
Penn State	0	7	L
Connecticut	3	5	L

<b>1958 NCAA District 3 Playoffs</b> Gastonia, N.C.			
George Washington	3	1	W
Florida	1	2	L
Clemson	5	8	L

<b>1959 NCAA District 3 Playoffs</b> Gastonia, N.C.			
George Washington	3	2	W
Clemson	2	24	L
Georgia Tech	16	9	W
Clemson	0	5	L

<b>1961 NCAA District 3 Playoffs</b> Gastonia, N.C.			
West Virginia	3	1	W
Duke	2	7	L
West Virginia	3	4	L

<b>1962 NCAA District 3 Playoffs</b> Gastonia, N.C.			
Florida	0	1	L
West Virginia	6	5	W
Florida	3	1	W
Wake Forest	10	8	W
Wake Forest	3	2	W
<b>1962 College World Series</b> Omaha, Neb.			
Santa Clara	5	1	W
Ithaca	5	4	W
Michigan	7	10	L
Santa Clara	6	11	L

<b>1963 NCAA District 3 Playoffs</b> Gastonia, N.C.			
Auburn	4	3	W
Wake Forest	12	4	W
Wake Forest	5	6	L
Wake Forest	11	5	W
<b>1963 College World Series</b> Omaha, Neb.			
Western Michigan	5	2	W
Arizona	3	4	L
Southern Cal	3	4	L

<b>1965 NCAA District 3 Playoffs</b> Gastonia, N.C.			
Mississippi State	3	6	L
Maryland	7	3	W
Mississippi State	6	2	W
Furman	2	1	W
Furman	7	5	W
<b>1965 College World Series</b> Omaha, Neb.			
Ohio State	1	2	L
Texas	3	2	W
St. Louis	3	5	L

<b>1966 NCAA District 3 Playoffs</b> Gastonia, N.C.			
Mississippi State	3	4	L
East Carolina	6	4	W
Mississippi State	7	0	W
North Carolina	6	5	W
North Carolina	4	6	L

<b>1967 NCAA District 3 Playoffs</b> Gastonia, N.C.			
Clemson	5	3	W
Auburn	3	13	L
Clemson	4	6	L

<b>1968 NCAA District 3 Playoffs</b> Gastonia, N.C.			
East Carolina	1	2	L
Auburn	6	1	W
East Carolina	3	2	W
N. Carolina State	15	12	W
N. Carolina State	1	4	L

<b>1970 NCAA District 3 Playoffs</b> Gastonia, N.C.			
East Carolina	2	0	W
Maryland	10	1	W
Mississippi State	5	4	W
<b>1970 College World Series</b> Omaha, Neb.			
Arizona	4	0	W
Dartmouth	6	0	W
Texas	1	5	L
Ohio	2	0	W
Texas	11	2	W
Southern Cal	1	2	L

<b>1972 NCAA District 3 Playoffs</b> Gastonia, N.C.			
South Alabama	5	6	L
Richmond	10	5	W
Mississippi	3	8	L

<b>1975 NCAA Regional</b> Starkville, Miss.			
Miami	1	0	W
LSU	4	2	W
Miami	6	5	W
<b>1975 College World Series</b> Omaha, Neb.			
Eastern Michigan	1	2	L
Seton Hall	0	11	L

<b>1976 NCAA Regional</b> Tallahassee, Fla.			
Jacksonville	6	1	W
Auburn	1	2	L
Jacksonville	7	9	L

<b>1978 NCAA Regional</b> Miami, Fla.			
Marshall	0	4	L
Miami	2	7	L

<b>1979 NCAA Regional</b> Tallahassee, Fla.			
Florida	5	9	L
Delaware	6	7	L

<b>1980 NCAA Regional</b> Tallahassee, Fla.			
New Orleans	10	8	W
Western Kentucky	19	7	W
Western Kentucky	10	5	W
<b>1980 College World Series</b> Omaha, Neb.			
Hawaii	6	7	L
Arizona	3	5	L

<b>1981 NCAA Regional</b> Miami, Fla.			
Florida	5	1	W
Minnesota	9	5	W
Miami	6	14	L
Florida	4	5	L

<b>1982 NCAA Regional</b> Austin, Texas			
Eastern Michigan	2	7	L
Ohio State	8	3	W
Oklahoma	5	6	L

<b>1983 NCAA Regional</b> Tallahassee, Fla.			
South Alabama	8	2	W
Alabama	5	7	L
Miami	5	10	L

<b>1984 NCAA Regional</b> Tallahassee, Fla.			
Stetson	7	10	L
East Carolina	4	7	L

<b>1985 NCAA Regional</b> Tallahassee, Fla.			
George Mason	11	0	W
Georgia Tech	9	1	W
Arkansas	6	7	L
Georgia Tech	3	8	L



<b>1986 NCAA Regional</b> Tallahassee, Fla.			
N. Carolina State	10	6	W
Texas A & M	12	9	W
South Florida	11	7	W
<b>1986 College World Series</b> Omaha, Neb.			
Indiana State	5	3	W
Miami	7	2	W
Arizona	5	9	L
Oklahoma State	6	5	W
Miami	4	3	W
Arizona	2	10	L

<b>1987 NCAA Regional</b> Tallahassee, Fla.			
East Carolina	10	5	W
Miami	5	2	W
South Alabama	12	3	W
South Alabama	3	6	L
South Alabama	9	2	W
<b>1987 College World Series</b> Omaha, Neb.			
LSU	2	6	L
Arizona State	3	0	W
Texas	4	6	L

<b>1988 NCAA Regional</b> Tallahassee, Fla.			
Stetson	10	3	W
Tulane	8	6	W
Florida	3	9	L
Stetson	2	7	L


<b>1989 NCAA Regional</b> Tallahassee, Fla.			
Rider	13	7	W
South Florida	8	1	W
Auburn	7	6	W
Clemson	8	1	W
<b>1989 College World Series</b> Omaha, Neb.			
North Carolina	4	2	W
Wichita State	4	2	W
Wichita State	4	7	L
Wichita State	9	12	L



<b>1990 NCAA Regional</b> Starkville, Miss.			
Lafayette	7	2	W
Central Michigan	4	2	W
Mississippi State	8	11	L
Illinois	6	4	W
Mississippi State	11	9	W
Mississippi State	3	4	L



# Baseball

1991





# Seminoles

1 9 9 1

